



Commercial Brass Products Wholesale List Price Guide





Commercial Brass Products Wholesaler's List Price Guide Table Of Contents

Section	Page No.
EcoVantage® Products	4-8
Sensor Products	9-19
Manual Flush Valves	21-36
Aquaparts® Parts and Assemblies	37-87
AquaSpec® Commercial Faucets and Shower Valves	91-205
Tubular Brass Products	207-262
Commercial Fixtures	263-296



FLUSH VALVE

P R O D U C T S

WHOLESALE LIST
PRICE GUIDE



JANUARY 2012

Flush Valve Products Terms and Conditions

Prices are F.O.B Factory with full freight allowed on shipments of **\$3,000.00** within the United States. Allowance based on the lowest transportation rates.

Additional freight services, such as construction site delivery, lift gate delivery service, re-consigned freight or notification charges, are not included in FFA terms, and will result in additional freight charges. Terms for Export Shipment on application.

Returned Goods

Standard cataloged material may be returned only with written permission of Seller. Returned goods are subject to a 25% restocking charge plus cost of reconditioning, if necessary, to make material salable. Material over two years old will be subject to a 50% handling charge. **Material over two years old will not be accepted.** Transportation charges must be prepaid by the Buyer. Credit allowance will be in the form of merchandise credit only – not cash credit.

The letter B in parenthesis (B) following an item on the acknowledgement of a purchase order indicates that the item has been made especially for the job and is not subject to return or cancellation except by special negotiation.

Limited Warranty

All goods sold hereunder are warranted to be free from defects in material and factory workmanship for a period of five years for AquaVantage flush valves and products and three years for Aquaflush flush valves and products from the date of purchase (five years for hand dryers and one year for decorative finishes). We will replace at no cost goods that prove defective provided we are notified in writing of such defect and the goods are returned to us prepaid at Sanford, NC, with evidence that they have been properly maintained and used in accordance with instruction. **We shall not be responsible for any labor charges or any loss, injury or damages whatsoever, including incidental or consequential damages.** The sole and exclusive remedy shall be limited to the replacement of the defective goods. Before installation and use, the purchaser shall determine the suitability of the product for his intended use and the purchaser assumes all risk and liability whatever in connection therewith. Where permitted by law, **the implied warranty of merchantability is expressly excluded.**

If the products sold hereunder are "consumer products," **the implied warranty of merchantability is limited to a period of five years for AquaVantage products and three years for Aquaflush and Sensor products and shall be limited solely to the replacement of the defective goods.** All weights stated in our catalogs and lists are

approximate and are not guaranteed.

Minimum Charge

On all orders having net value of less than \$100.00 we reserve the right to apply a \$100.00 net minimum invoice.

The prices listed herein are subject change anytime without notice. Prices supersede all previous prices.

The possession of this price list is not to be construed as an offer to sell the goods at the price or terms stated.

Note: All product illustration, specifications and published literature are based on authorized information. Although descriptions are believed correct at publication approval, accuracy cannot be guaranteed. Zurn reserves the right to make changes from time to time, without notice and to change or discontinue designs. Contact your sales representative for the latest information at time of purchase.

Price and Terms of Payment

Net payment terms 30 days, 2% net 31 days. In addition to prices and freight specified, Buyer shall pay all sales, consumers, or other applicable taxes.

Shortage Claims

Claims for shortages or incorrect filling of orders must be made within 30 days from date of delivery. **No claims over six months old will be honored. Deliveries that are short carton(s) or have damaged carton(s) must be reported immediately. Damaged carton(s) must be kept for Carrier Claim Inspector.**

Zurn flush valves are designed to comply with the Army Corp of Engineers and Naval guide specifications, Military Specification MIL.V.29193 and Federal Specification WWP541.

Zurn flush valves comply with the following standards: ASME A112.18.1/ CSA B125.1, A112.19.5, A112.19.2, A112.19.6, ASSE 1037 and 1001, are listed by the following agencies: Canadian Standards, IAPMO/UPC/ CUPC, and CSA 125.3. Zurn flush valves are manufactured from dezincification resistant alloys. For additional compliances, contact Zurn Industries, LLC, Commercial Brass Operation, or 1-800-997-3876.

This Price List includes the Zurn AquaVantage® and Aquaflush® flush valves. The AquaVantage® AV Flush Valve meets the needs of today's industry by incorporating into every AV Series valve the Zurn AquaVantage internal diaphragm kit.

AquaVantage's features include a chemical and clog resistant triple filter diaphragm kit. The AV's diaphragm kit enhances the valve's performance with improved fixture evacuation, further line carry, and a more efficient water-saving low consumption flush.

The AV Flush Valves also feature either low force ADA handles or sensor operation, a cast wall flange with setscrew, chrome vandal-resistant control stop cover, high pressure vacuum breaker and a sweat solder kit as standard.

For those applications which do not require the features of the AquaVantage AV, this Price List includes the Z6000PL Aquaflush Plus and Z6000 Aquaflush Series valves which are furnished with the Aquaflush chemical resistant diaphragm kit.

If an optional feature is needed and is not standard to the AquaVantage AV or Aquaflush Series Flush Valves, see "Accessories/Variations" on page 27 and add the cost of the desired option to the price of the respective flush valve.

Flush Valve Products Table of Contents

Flush Valve Products Terms and Conditions	4	AquaVantage® AV Series Flush Valves, continued	
Zurn EcoVantage®		Metroflush® Piston-Operated Flush Valves	26
The Zurn EcoVantage Difference	6	Accessories/Variations	27
EcoVantage Hydro Generator Flush Valves	7	Special Items	27
EcoVantage ZTS6200 Series	7	Exposed and Concealed Retrofit X-Bodies	27
Retrofit Kits and Flush Valves with Dual Flush Technology	7	Zurn/Sloan® Flush Valve Cross Reference Guides	28
Zurn EcoVantage Hydro Generator Faucets	8	AquaVantage and Aquaflush	
AquaSense® Products		Accessories and Variations	29
Sensor-Operated, Battery-Powered Flush Valves	9	Comparison Suffix List	30
E-Z Flush® and RetroFlush® Sensor-Operated, Battery-Powered Retrofit Kits	10	Aquaflush® Plus PL Flush Valves	
Retrofit Kits and Flush Valves with Dual Flush Technology	10	Exposed Flush Valves	31
Hardwired Sensor-Operated Flush Valves	11	Hydraulic Flush Valves	31
Zurn EcoVantage Hydro Generator Faucets	12	Trap Primer Flush Valves	31
AquaSense E-Z Sensor-Operated Faucets	13-14	ZER Sensor Flush Valves - Battery Powered	32
AquaSense E-Z Sensor-Operated Faucets and Accessories	15-16	ZEMS-IS Exposed Sensor Flush Valves - Hardwired	32
On Approach Sensor Faucets	17	Special Items for Sensor Flush Valves	32
AquaSense E-Z Sensor Operated Faucets – XL (Lead Compliant)	17	Aquaflush® Z6000 Series Flush Valves	
Zurn/Sloan® Cross Reference Guides	18	Exposed Flush Valves	33
Additional Commercial Brass Products	19	Concealed Flush Valves	33
AquaVantage® AV Series Flush Valves		Prison Concealed Flush Valves	34
Exposed	21	Hydraulic Flush Valves	34
Clinic/Service Sinks - Exposed	21	Bedpan Washer Flush Valves	34
Concealed (See Ordering Instructions, Page 25)	22	Trap Primer Flush Valves	34
Access Panels	22	ZER Sensor Flush Valves - Battery Powered	34
Bedpan Diverter Flush Valves	23	ZEMS-IS Exposed Sensor Flush Valves - Hardwired	34
Trap Primer Flush Valves	23	Special Items for Sensor Flush Valves	34
Bedpan Washers with Deoseptic Bottle	24	Zurn/Sloan® Flush Valve Cross Reference Guides	35
Bedpan Diverters with Deoseptic Bottle	24		
Hydraulic Flush Valves	24		
Prison (See Ordering Instructions, Page 25)	25		
Foot Pedal	25		
Eastern Style Water Closets	25		

The Zurn EcoVantage® Difference

Today's building owners and facility managers face increasing cost challenges, one of which is reducing water consumption. Our EcoVantage series provides a mix of innovative water conserving products including ultra low flow 1/8 gallon urinal, water-free urinals, high efficiency (HET) pressure-assist toilets, and 1.28 ultra low flow flush valve fixtures. Lavatories can be installed with self-generating powered sensor faucets, metering faucets, and low flow pressure compensating aerators that deliver the same level of performance as traditional fittings with minimal water consumption. These products can be installed for new construction or retrofitted to existing installations to lower building costs and provide long-term savings.

Buildings can be updated to the latest Zurn sensor washroom technology that reduces bacteria transfer and increases restroom hygiene. Our AquaSense line of flush valves and sensor faucets provides hydro-powered, battery, or hardwire solutions. Zurn's sensor technology is reliable and provides building owners with a variety of application choices.

Zurn EcoVantage fixture systems can be easily configured. A custom designed, internet-based computer modeling program allows the

user to quickly mix and match components depending on need and performance requirements. The user can register on line at www.zurn.com for access authorization. The program enables a user to configure the fixture and brass components to meet specific design applications. The program incorporates an internal mapping system that minimizes component pairing errors and assists in creating the perfect fixture system for your building.

Zurn provides peace of mind by standing behind the entire installation. Zurn adds value to the entire supply chain from product selection, quality, performance, and delivery. EcoVantage Systems can be custom packed and tagged to keep components and fixtures together, therefore eliminating installation errors and job sorting.

For assistance with your next LEED/water conservation project, look to Zurn for design assistance. We can help deliver innovative solutions outside of the standard LEED criteria.

Contact us at 1-800/997-3876 or e-mail us at ZurnOne@zurn.com.



Water Savings • High Performance • Reduced Costs

Qualification For LEED Credits

Zurn Commercial Brass Product LEED Specification Qualification Guide

The Leadership in Energy and Environmental Design (LEED™) Green Building Rating System represents the U.S. Green Building Council's effort to provide a national standard for what constitutes a "green building." Through its use as a design guideline and third party certification tool, it aims to improve occupant well-being, environmental performance, and economic returns of buildings using established innovative practices, standards, and technologies.

Application for LEED credits starts with the architects and other building designers. Through the use of carefully calculated floor plans, environmentally friendly building materials, energy efficient products, and innovative system designs, buildings can obtain a high ranking LEED certification. This certification process produces buildings that are great environments and will save energy and resources every day.

Zurn Industries, LLC is striving to provide as many products as possible to enable architects to design as "green" as possible. The LEED rating system provides a set of performance standards to serve as a guideline for each of the phases of design and construction. The categories addressed are Sustainable Sites, Water Efficiency, Energy and Atmosphere, Materials and Resources, Indoor Environmental Quality, and Innovation in Design.

The products presented within this catalog can provide assistance in the Water Efficiency section of the LEED template. In the Water Efficiency section, a total of 10 credits are available along with one prerequisite that if all are obtained will net a facility over 40% water efficiency inside.

Zurn HydroVantage™ Hydro Generator Flush Valves

How It Works:

As the Zurn HydroVantage Flush Valve is used, water is routed through the hydro generator and past an internal turbine. While the turbine spins, electrical energy is stored in a rechargeable cell. The electricity generated by the hydro generator greatly reduces the need for cell replacement. The hydro generator virtually provides a self-sustaining system for approximately 10 years.



CLOSETS

Product No.	Flow Rate	List Price
ZGEN6200EV	1.28 gpf	\$750.00
ZGEN6200EV-WS1	1.6 gpf	750.00
ZGEN6200EV-2-WS1	1.6 gpf	762.00

URINALS

Product No.	Flow Rate	List Price
ZGEN6203EV-WS1	1.0 gpf	\$750.00
ZGEN6203EV-EWS	0.5 gpf	750.00
ZGEN6203EV-ULF	0.125 gpf	\$750.00
ZGEN6203EV-QRT	0.25 gpf	750.00

EcoVantage® ZTS6200 Series Water Conserving Battery Flush Valves For High Efficiency Water Closets, Urinals, and Standard Flow Fixtures

Exposed Series includes chemical and clog resistant components, ADA compliance sensor activation, cast wall flange with setscrew, vandal-resistant chrome control stop cover, high pressure vacuum breaker, and sweat solder kit.



Product No.	Flow Rate	List Price
ZTS6200EV	1.28 gpf Closet	\$629.50
ZTS6200EV-1	1.28 gpf Closet	634.10
ZTS6200EV-2	1.28 gpf Closet	643.35



Product No.	Flow Rate	List Price
ZTS6200-WS1	1.6 gpf Closet	\$610.60
ZTS6200-1-WS1	1.6 gpf Closet	614.60
ZTS6200-2-WS1	1.6 gpf Closet	622.50
Urinal		
ZTS6203-WS1	1.0 gpf Urinal	610.60

Retrofit Kits and Flush Valves with Dual Flush Technology

Featuring sensor technology that provides timed activation for reduced flush and full flush dependent upon the length of time the user is in view.

Product No.	Flow Rate	List Price
ZR6000AV-WS1-DF-HW (1.6/1.1 gpf)		\$640.00
ZR6000AV-WS1-DF (1.6/1.1 gpf)		619.50
ZR6000AV-2-WS1-DF (1.6/1.1 gpf)		632.70
ZRK-C-1.6-DF (Closet Retrofit Kit)*		487.25



*Retrofits to Zurn and Sloan® 1.6 gpf flush valves.

Zurn EcoVantage® Pint Urinal Flush Valves

1/8 gpf Urinal Flush Valves

Product No.	List Price
ZEG6003AV	\$671.00
ZEG6003EV	671.00









Visit our website at www.zurn.com for our complete line of EcoVantage Systems.

Zurn EcoVantage® Hydro Generator Faucets 10-Year Battery Life

How The Hydro Generator Works

As the Zurn EcoVantage Faucet is used, water is routed through the hydro generator and past an internal turbine. While the turbine spins, electrical energy is stored in a rechargeable cell. The electricity generated by the hydro generator greatly reduces the need for cell replacement. The hydro generator virtually provides a self-sustaining system for approximately 10 years.

EcoVantage® Series

 <p>Z6912-GEN Lavatory Faucet</p> <p>List Price \$790.90</p>	 <p>Z6913-GEN Lavatory Faucet</p> <p>List Price \$790.90</p>	 <p>Z6915-GEN Lavatory Faucet</p> <p>List Price \$804.10</p>
 <p>Z6920-GEN Gooseneck Faucet</p> <p>List Price \$904.50</p>	 <p>Z6922-GEN Wall Mount Gooseneck Faucet</p> <p>List Price \$982.80</p>	 <p>P6900-GEN Hydro Generator*</p> <p>List Price \$384.90</p>



*The P6900-GEN will retrofit to existing installed Zurn E-Z Sensor Faucets.
See pages 15 and 16 for additional faucet accessories.

Exposed AV Series include chemical and clog resistant triple filter diaphragm kit, ADA compliance sensor activation, cast wall flange with setscrew, vandal-resistant chrome control stop cover, high pressure vacuum breaker and sweat solder kit.

ZER Flush Valves with E-Z Flush Chrome Metal Cover and Motorized Actuation



ZER6000AV-CPM

	List Price
ZER6000AV-HET-CPM	\$581.60
ZER6000AV-WS1-CPM	581.60
ZER6000AV-1-HET-CPM	586.75
ZER6000AV-1-WS1-CPM	586.75
ZER6000AV-2-HET-CPM w/HMK	594.05
ZER6000AV-2-WS1-CPM w/HMK	594.05
ZER6000AV-3-HET-CPM w/HMK	597.15
ZER6000AV-3-WS1-CPM w/HMK	597.15
ZER6000AV-WS1-BWN-CPM w/HMK	892.05

EXPOSED URINALS

ZER6001AV-WS1-CPM	\$581.60
ZER6003AV-ULF-CPM	581.60
ZER6003AV-EWS-CPM	581.60
ZER6003AV-WS1-CPM	581.60

Note: Suffix -HMK is High Mount Adaptor Kit for high rough-in. The -BWN denotes Bedpan Washer Assembly.

ZER Concealed Series Battery Sensor Motorized Flush Valves



ZER6152AV

CONCEALED SENSOR FLUSH VALVES FOR WATER CLOSETS

ZER6140AV-HET	\$582.10
ZER6152AV-WS1	536.50
ZER6152AV-HET	536.50
ZER6153AV	620.70

CONCEALED SENSOR FLUSH VALVES FOR URINALS

ZER6190AV-WS1 (1-1/4")	\$514.75
ZER6192AV-WS1	620.95
ZER6195AV-WS1 (3/4")	514.75
ZER6195AV-EWS (0.5 gpf)	514.75
ZER6195AV-ULF	514.75
ZER6197AV-WS1	620.95
ZER6197AV-EWS (0.5 gpf)	620.95
ZER6197AV-ULF (0.5 gpf)	620.95

ZER Conversion Kits

To convert concealed manual flush valve to sensor-operated flush valve.

ZERK-CP-CONC	\$498.30
ZERK-CP-CONC-LY (For Delany)	545.50

ZER Flush Valves with E-Z Flush Chrome Plated High Impact-Resistant Polycarbonate Cover and Motorized Actuation



ZER6000AV-CP

	List Price
ZER6000AV-HET-CP	\$543.50
ZER6000AV-WS1-CP	543.50
ZER6000AV-1-HET-CP	548.65
ZER6000AV-1-WS1-CP	548.65
ZER6000AV-2-HET-CP w/HMK	555.95
ZER6000AV-2-WS1-CP w/HMK	555.95
ZER6000AV-3-HET-CP w/HMK	559.05
ZER6000AV-3-WS1-CP w/HMK	559.05
ZER6000AV-WS1-BWN-CP w/HMK	869.20

EXPOSED URINALS

ZER6001AV-WS1-CP	\$543.50
ZER6003AV-ULF-CP	543.50
ZER6003AV-EWS-CP	543.50

Note: Suffix -HMK is High Mount Adaptor Kit for high rough-in. The -BWN denotes Bedpan Washer Assembly.

ZR RetroFlush Flush Valves



ZR6000AV

EXPOSED CLOSETS

ZR6000AV-WS1	\$581.60
ZR6000AV-WS1-DF (1.6/1.1 gpf Dual Flush)	619.50
ZR6000AV-WS1-2	594.10
ZR6000AV-2-WS1-DF (1.6/1.1 gpf Dual Flush)	632.70
ZR6000AV-3-WS1	597.15
ZR6000AV-WS1-BWN	892.05

EXPOSED URINALS

ZR6001AV-WS1	\$581.60
ZR6003AV-WS1	581.60

Note: The -BWN denotes Bedpan Washer Assembly.

Access Panels

Satin finish, stainless steel with vandal-proof screws.

ZER6199-BX17 (13" x 17" Sensor Panel)	\$309.80
P6199-SC-1 (1" Long Vandal-Proof Screws)	1.70
P6199-SC-2 (Special 2" Long Vandal-Proof Screws)	4.60



ZERK-CPM

E-Z FLUSH RETROFIT WITH CHROME METAL COVER AND MOTORIZED ACTUATION FOR ZURN, SLOAN OR DELANY CLOSET OR URINAL FLUSH VALVES

	List Price
ZERK-CPM	\$359.40
ZERK-CPM-LY (For Delany)	390.15

E-Z FLUSH RETROFIT WITH CHROME HIGH-IMPACT POLYCARBONATE COVER AND MOTORIZED ACTUATION FOR ZURN, SLOAN OR DELANY CLOSET OR URINAL FLUSH VALVES

ZERK-CP	\$337.90
---------	----------

E-Z FLUSH -HMK HIGH MOUNT ADAPTER KIT

Adapter kit allows for the downward angle of the E-Z Flush Kit in high rough-in installations.

ZERK-HMK	\$ 49.30
----------	----------

ZER Flush Valve with E-Z Flush Retrofit Kit, Chrome Metal Cover and Flush Valve Body Less Stop and Flush Connection



ZER6000AV-HET-CPM-X (Closet)	\$492.25
ZER6000AV-WS1-CPM-X (Closet)	492.25
ZER6001AV-WS1-CPM-X (1-1/4" Urinal)	492.25
ZER6003AV-ULF-CPM-X (3/4" Urinal)	492.25
ZER6003AV-EWS-CPM-X (3/4" Urinal)	492.25
ZER6003AV-WS1-CPM-X (3/4" Urinal)	492.25
P6000-J10 Tailpiece Adapter for Ground Joint Stop Connection	25.20

ZER Flush Valve with E-Z Flush Retrofit Kit, Chrome Plated High Impact Polycarbonate Cover and Flush Valve Body Less Stop and Flush Connection



ZER6000AV-HET-CP-X (Closet)	\$462.55
ZER6000AV-WS1-CP-X (Closet)	462.55
ZER6001AV-WS1-CP-X (1-1/4" Urinal)	462.55
ZER6003AV-ULF-CP-X (3/4" Urinal)	462.55
ZER6003AV-EWS-CP-X (3/4" Urinal)	462.55
ZER6003AV-WS1-CP-X (3/4" Urinal)	462.55
P6000-J10 Tailpiece Adapter for Ground Joint Stop Connection	25.20



ZRK-C-1.6

ZRK RETROFLUSH WITH CHROME METAL HOUSING RETROFITS TO ZURN AND SLOAN ROYAL/REGAL FLUSH VALVES

	List Price
CLOSETS	
ZRK-C-1.6	\$444.95
ZRK-C-1.6-DF (1.6/1.1 gpf Dual Flush)	487.25
URINALS	
ZRK-U-1.0	\$444.95

ZR RetroFlush with Flush Valve Body Less Stop and Flush Connection



EXPOSED WATER CLOSETS	List Price
ZR6000AV-WS1-X	\$492.25
EXPOSED URINALS	
ZR6001AV-WS1-X	\$477.75
ZR6003AV-WS1-X	477.75
P6000-J10 Tailpiece Adapter for Ground Joint Stop Connection	25.20

Retrofit Kits and Flush Valves with Dual Flush Technology

Featuring sensor technology that provides timed activation for reduced flush and full flush dependent upon the length of time the user is in view.

	List Price
CLOSETS	
ZR6000AV-WS1-DF (1.6/1.1 gpf)	\$619.50
ZR6000AV-2-WS1-DF (1.6/1.1 gpf)	632.70



ZR6000AV-WS1-DF

Exposed AV Series include chemical and clog resistant triple filter diaphragm kit, ADA compliant integral sensor activation, cast wall flange with setscrew, vandal-resistant chrome control stop cover, high pressure vacuum breaker and sweat solder kit. Concealed valves include ADA sensor activation and sweat solder adapter.



ZEMS-IS Exposed Series Automatic Sensor Motorized Flush Valves

EXPOSED SENSOR FLUSH VALVES (Integral Sensor)



ZEMS6000AV-IS

	List Price
CLOSETS	
ZEMS6000AV-HET-IS	\$636.70
ZEMS6000AV-WS1-IS	636.70
URINALS	
ZEMS6001AV-WS1-IS	\$620.30
ZEMS6003AV-ULF-IS (3/4")	620.30
ZEMS6003AV-WS1-IS	620.30
ZEMS6003AV-EWS-IS (0.5 gpf)	620.30

EXPOSED SENSOR FLUSH VALVES (In Wall Sensor)



ZEMS6003AV

	List Price
CLOSETS	
ZEMS6000AV-HET	\$636.70
ZEMS6000AV-WS1	636.70
URINALS	
ZEMS6003AV-ULF (3/4")	\$620.30
ZEMS6003AV-WS1	620.30
ZEMS6003AV-EWS (0.5 gpf)	620.30

ZEMS Concealed Series Automatic Sensor Motorized Flush Valves

CONCEALED SENSOR FLUSH VALVES FOR WATER CLOSETS

3-3/4" - 12-3/4" 'L' Dim.



ZEMS6140AV

ZEMS6140AV-HET	\$629.55
ZEMS6140AV-WS1	629.55
ZEMS6152AV-HET	580.25
ZEMS6152AV-WS1	580.25
ZEMS6153AV-HET	671.35
ZEMS6153AV-WS1	671.35

CONCEALED SENSOR FLUSH VALVES FOR URINALS

3-3/4" - 12-3/4" 'L' Dim.



ZEMS6190AV

ZEMS6190AV-WS1 (1-1/4")	\$556.75
ZEMS6192AV-WS1	671.55
ZEMS6195AV-ULF (3/4")	556.75
ZEMS6195AV-EWS (0.5 gpf)	556.75
ZEMS6195AV-WS1	556.75
ZEMS6197AV-ULF	671.55
ZEMS6197AV-EWS (0.5 gpf)	671.55
ZEMS6197AV-WS1	671.55
-OB Override Button Adder	22.00

Note: Order P6000-PC6 or P6000-HW6 power converter separate.

Special Items For Sensor Flush Valves

Suffix	Description	List Price
P6000-HW6	Hardwire 6 VDC Power Converter (Powers 8 ZEMS Valves)	Each \$ 63.65
P6000-HW9	Hardwire 9 VDC Power Converter for ZTS Valves and Z6918 Faucets (Powers 8 Valves and Faucets)	Each 63.65
P6000-PC6	Plug-in 6 VDC Power Converter (Powers 8 ZEMS Valves)	Each 38.65
ZEMS6199-BX17	13" x 17" Stainless Steel Access Panel and Frame for ZEMS Series Flush Valves	Each 309.80
P6000-MJ	Zurn Mini Junction Box with Terminal Strips	Each 222.00
-MOB	Manual override button	\$30.00

Note: One 6 VDC power converter can power up to 8 automatic ZEMS Sensor Flush Valves. Order appropriate quantity.







Prices On Electronic Items	Unit	List Price Add Extra
To Equip Flushometer with Electric Solenoid Operator (Prefix ZES)	Each	\$192.10
To Equip Flushometer with ZEMS Electronic Actuator (Prefix ZEM)	Each	207.60
To Equip Urinal Flush Valve with Electronic Sensor and Motor Operator Concealed (Prefix ZEMS)	Each	392.60
Exposed (Prefix ZEMS-IS)	Each	478.50
To Equip Closet Flush Valve with Electronic Sensor and Motor Operator Concealed (Prefix ZEMS)	Each	392.60
Exposed (Prefix ZEMS-IS)	Each	478.50
P6000-ZEL-1C	5-Minute Timer – 1 Circuit	Each 272.20
P6000-ZEL-1CA	Adjustable Timer – 3-60 Min.	Each 448.60
P6000-ZEL-172A	Electronic Push Button	Each 95.10
PESS6000-40	1" Long Vandal-Proof Screws for Sensor Plate	Each 2.55

Zurn EcoVantage® Hydro Generator Faucets 10-Year Battery Life

How The Hydro Generator Works

As the Zurn EcoVantage Faucet is used, water is routed through the hydro generator and past an internal turbine. While the turbine spins, electrical energy is stored in a rechargeable cell. The electricity generated by the hydro generator greatly reduces the need for cell replacement. The hydro generator virtually provides a self-sustaining system for approximately 10 years.

AquaSense®

 <p>Z6912-GEN Lavatory Faucet</p> <p>List Price \$790.90</p>	 <p>Z6913-GEN Lavatory Faucet</p> <p>List Price \$790.90</p>	 <p>Z6915-GEN Lavatory Faucet</p> <p>List Price \$804.10</p>
 <p>Z6920-GEN Gooseneck Faucet</p> <p>List Price \$904.50</p>	 <p>Z6922-GEN Wall Mount Gooseneck Faucet</p> <p>List Price \$982.80</p>	 <p>P6900-GEN Hydro Generator*</p> <p>List Price \$384.90</p>



*The P6900-GEN will retrofit to existing installed Zurn E-Z Sensor Faucets.
See pages 15 and 16 for additional faucet accessories.

AquaSense® E-Z Sensor-Operated Faucets

Faucet Ordering Instructions

The models and prices shown on this page are battery faucet prices.

AquaSense Z6900 series faucets can be furnished as battery powered, plug-in powered, or hardwired, except the Z6919 which is battery only.

To order a plug-in model faucet, add the suffix -ACA (AC Adapter) after the faucet model number, i.e. Z6913-ACA, and then the desired accessories. Add \$24.95 list to the list price of the faucets shown below for the -ACA plug-in power converter.

To order a hardwire model faucet, add the suffix -CWB (Connecting Wire) after the faucet model number, i.e. Z6915-CWB, and then the desired accessories. On a separate line, order the appropriate number of P6000-HW6 hardwire power converters at \$63.35 list. One P6000-HW6 will power up to eight Z6900 series faucets.

Note: All faucets are supplied with 1.5 GPM (-E) vandal-proof aerator as standard.

Z6900 Series Automatic Sensor Faucets

Z6912



Product No.	List Price
Z6912	\$566.30
Z6912-CP4	610.35
Z6912-MT	603.15
Z6912-CP4-MT	647.20
Z6912-CP8	639.45
Z6912-CP8-MT	676.30
Z6912-MV	650.65
Z6912-CP4-MV	694.70
Z6912-CP8-MV	723.80
Z6912-CP4-TMV-1	822.95
Z6912-CP8-TMV-1	852.05
Z6912-ADM	734.30
Z6912-ADM-1	779.00
Z6912-ADM-2	807.45

Z6913



Product No.	List Price
Z6913	\$594.55
Z6913-CP4	638.60
Z6913-MT	631.40
Z6913-CP4-MT	675.45
Z6913-CP8	667.70
Z6913-CP8-MT	704.55
Z6913-MV	678.90
Z6913-CP4-MV	722.95
Z6913-CP8-MV	752.05
Z6913-CP4-TMV-1	851.20
Z6913-CP8-TMV-1	880.30
Z6913-ADM	762.55
Z6913-ADM-1	807.25
Z6913-ADM-2	835.70

Z6914



Product No.	List Price
Z6914-CP4	\$397.15
Z6914-CP4-MT-SH	462.20
Z6914-CP4-SH	425.35

Z6915



Product No.	List Price
Z6915	\$618.20
Z6915-MT	655.05
Z6915-MV	702.55
Z6915-TMV-1	830.80

Z6917



Product No.	List Price
Z6917	\$409.20
Z6917-MT-SH	474.25
Z6917-SH	437.40

Z6918



Product No.	List Price
Z6918 (Battery)	\$687.30
Z6918E (Plug-In)	731.20
Z6918EB (External Battery)	687.30
Z6918-ADM (Battery)	706.90
Z6918E-ADM (Plug-In)	750.75
Z6918EB-ADM (External Battery)	706.90

Z6919



Product No.	List Price
Z6919	\$649.15
Z6919-CP4	690.25
Z6919-CP4-MT	724.25
Z6919-CP8	716.60
Z6919-CP8-MT	750.45
Z6919-MT	683.10
Z6919-MV	726.90
Z6919-CP4-MV	767.95
Z6919-CP8-MV	794.20
Z6919-ADM	669.60
Z6919-ADM-CP4	710.85
Z6919-ADM-CP8	737.55

AquaSense® E-Z Sensor-Operated Faucets, continued

Z6920



Product No.	List Price
Z6920	\$708.20
Z6920-CP4	752.25
Z6920-CP4-MT	789.10
Z6920-CP8	781.35
Z6920-CP8-MT	818.20
Z6920-MT	745.05
Z6920-MV	792.55
Z6920-CP4-MV	836.60
Z6920-CP8-MV	865.70
Z6920-TMV-1	920.80
Z6920-CP4-TMV-1	964.85
Z6920-CP8-TMV-1	993.95
Z6920-ADM	876.20
Z6920-ADM-1	920.90
Z6920-ADM-2	949.35
Extended Range, Less Time Out	
Z6920XT-LT	721.20

Z6922

Wall Mount



Product No.	List Price
Z6922	\$786.40
Z6922-S0	829.00
Z6922-SB	823.15
Z6922-SB-S0	865.75
Extended Range, Less Time Out	
Z6922XL-LT	799.40

Z6923



Product No.	List Price
Z6923-CP4	\$441.05
Z6923-CP4-MT	477.90
Z6923-CP8	470.15
Z6923-CP8-MT	507.00
Z6923-CP4-MV	525.40
Z6923-CP8-MV	554.50

Z6900 Series Faucet Accessories

Suffix	Description	List Price
-A	2.0 gpm Vandal-Proof Aerator	\$ 0.00 (Z6901 and Z6903-77 only)
-ACA	6 VDC A/C Plug-in Adapter for Battery Faucets Z6912, Z6913, Z6914, Z6915, Z6917, Z6920, Z6922, and Z6923	27.95
-ADM	Above-Deck Mixer	168.00
-ADM-1	Above-Deck Mixer with CP4	212.70
-ADM-2	Above-Deck Mixer with CP8	241.15
-CP4	4" Cover Plate	44.05
-CP8	8" Cover Plate	73.15
-CWB	Connecting Wire for Power Converter Z6912, Z6913, Z6914, Z6915, Z6917, Z6920, Z6922, and Z6923	4.60
-CWE	Connecting Wire for Power Converter (Z6903)	4.60
-DSA	Drug Testing Applications	\$60.00
-E	1.5 gpm Vandal-Proof Aerator	0.00
-F	.5 gpm Vandal-Proof Aerator	0.00
-GEN	EcoVantage Hydro Generator Power	391.90
-H4	4" Wrist Blade Handle for ADM	13.10
-IA3	1/2" x 3/8" Compression Adapter	10.00
-J	1.5 gpm Laminar Flow	0.00
-K	1.0 gpm Laminar Flow	0.00
-L	1.0 gpm Vandal-Proof Aerator	0.00
-LT	Less Timeout (Z6903 Series)	0.00
-M	0.35 gpm spray outlet Z6912, Z6913, Z6914, Z6915, Z6920, Z6922	0.00
-MT	Mixing Tee Assembly with Back Checks	36.85
-MV	Manual Mixing Valve	84.35
-SB	Surgical Bend	35.10
-SH	Three-Piece Supply Hose Assembly	28.20
-S0	Spray Outlet (Rose Spray)	42.60
-SSH	Single Supply Hose	14.45
-TMV	Thermostatic Mixing Valve for Multiple Faucets – 8 gpm Flow	224.00
-TMV-1	Thermostatic Mixing Valve for Single Faucet	212.60
-XL	Lead Compliant (Z6913, Z6915, Z6920 Models Only)	0.00
-XT	Extended Range	13.00

Power Converters for Sensor Faucets

Suffix	Description	List Price
P6900-ACA	6 VDC A/C Plug-in Adapter for Battery Faucets Z6912, Z6913, Z6914, Z6915, Z6917, Z6920, and Z6922 (Will power 1 faucet.)	\$ 27.95
P6900-CWB	Connecting Wire for Power Converter Z6912, Z6913, Z6914, Z6915, Z6917, Z6920, and Z6922	4.60
P6900-CWE	Connecting Wire for Power Converter (Z6903)	4.60
P6000-HW6	Hardwired Power Converter for Z6912, Z6913, Z6914, Z6915, Z6917, Z6920, and Z6922 (Will power 8 faucets.)	63.65
P6000-HW9	Hardwired Power Converter for Z6918 (Will power 8 Z6918 faucets.)	63.65
P6000-PC7.5-INT	Universal Power Supply for multiple countries for up to 5 sensor faucets, ZEMS, and ZEMS-IS valves. Must order -CWB interface cables.	257.10
P6900-PCF12	12 VDC Plug-in Power Converter for Z6903 (Will power 1 faucet.)	38.65
P6918-CNB	10" Power Cord for Z6918E	4.60

To order individual accessory items, see Aquaparts Price Guide.

AquaSense® E-Z Sensor-Operated Faucets and Accessories



Aerators



Product No.	Description	Price
P6900-20A	2.0 gpm Vandal-Resistant Aerator	\$25.55
P6900-20A-GN	2.0 gpm Vandal-Resistant Gooseneck Aerator	42.25
P6900-20E	1.5 gpm Standard Vandal-Resistant Aerator	25.55
P6900-20F	0.5 gpm Vandal-Resistant Laminar Flow Outlet	25.55
P6900-20F-GN	0.5 gpm Vandal-Resistant Gooseneck Laminar Flow Outlet	42.25
P6900-S0	Spray Outlet (Rose Spray)	42.60

See pages 14 and 55 for full listing of aerators and flows.

Mixing Tee and Mixing Valves



Product No.	Description	Price
P6900-MT	Mixing Tee Assembly with Back Checks	\$ 36.85
P6900-MV	Manual Mixing Valve	84.35
P6900-MV-XL	Lead-Compliant Manual Mixing Valve	84.35
P6900-TMV	Thermostatic Mixing Valve for Multiple Faucets – 8 GPM Flow	224.00
P6900-TMV-1	Thermostatic Mixing Valve for Single Faucet	212.60

AquaSense® E-Z Sensor-Operated Faucets and Accessories

Goosenecks



-GA
\$26.55

-GB
\$28.70

-GC/-SB
\$36.75

Product No.	Description	Price
P6900-GA	3-1/2" Centerline Gooseneck Spout (With 1.5 GPM Vandal-Proof Aerator)	\$26.55
P6900-GB	5-3/8" Centerline Gooseneck Spout (With 1.5 GPM Vandal-Proof Aerator)	28.70
P6900-GC	8" Centerline Gooseneck Spout (With 1.5 GPM Vandal-Proof Aerator)	36.75

Cover Plates, Above Deck Mixing Valve and Adapter



-CP4 and -CP8
\$44.05 and \$73.15

-ADM
\$168.00

-IA3
\$10.00

Product No.	Description	Price
P6900-CP4	4" Cover Plate for Z6912, Z6913, Z6915, and Z6920	\$ 44.05
P6900-CP8	8" Cover Plate for Z6912, Z6913, Z6915, and Z6920	73.15
P6919-CP4	4" Cover Plate for Z6919	44.05
P6919-CP8	8" Cover Plate for Z6919	73.15
P6900-ADM	Above Deck Mixing Valve	168.00
P6900-IA3	1/2" x 3/8" Faucet Shank Adapter	10.00

Power Supplies



-ACA
\$27.95

-CWB
\$4.60

-HW6
\$63.65

Product No.	Description	Price
P6900-ACA	6 VDC A/C Plug-In Adapter	\$27.95
P6900-CWB	Connecting Wire for Power Converter	4.85
P6000-HW6	6 VDC A/C Hardwire Power Converter	63.65
P6000-HW9	9 VDC A/C Hardwire Power Converter	63.65
P6900-PCF12	12 VDC Plug-In Adapter	38.65
P6000-HW12	12 VDC Hardwire Power Converter	63.65

Hoses



-SH (Three-Piece)
\$28.20

-SSH (Single Supply)
\$15.15

Product No.	Description	Price
P6900-SH	Three-Piece Supply Hose Assembly	\$28.20
P6900-SSH	Single Supply Hose	15.15

Hydro Generator



P6900-GEN
\$384.45

Product No.	Description	Price
P6900-GEN	Hydro Generator	\$384.45

AquaSense® E-Z Sensor-Operated Faucets, continued

AquaSense E-Z Sensor-Operated Faucets – XL Lead Compliant

Z6913-XL

Z6915-XL

Z6920-XL



Product No.	List Price
Z6913-XL	\$594.55
Z6915-XL	618.20
Z6920-XL	708.20

For Accessories, see pages 14-16.

Z6903 On Approach Sensor Faucets – Plug-In or Hardwire 12 VDC

Z6903-77



Product No.	List Price
Z6903-77	\$561.45
Z6903-77-CP4	605.50
Z6903-77-CP4-MT	642.35
Z6903-77-CP8	634.60
Z6903-77-CP8-MT	671.45
Z6903-77-MV	645.80
Z6903-77-CP4-MV	685.85
Z6903-77-CP8-MV	718.95
Z6903-77-TMV	785.45

Z6903-76



Product No.	List Price
Z6903-76	\$532.85
Z6903-76-CP4	576.90
Z6903-76-CP4-MT	613.75
Z6903-76-CP8	606.00
Z6903-76-CP8-MT	642.85
Z6903-76-MV	569.70
Z6903-76-CP4-MV	661.25
Z6903-76-CP8-MV	690.35
Z6903-76-TMV	756.85

Z6903-75



Product No.	List Price
Z6903-75	\$561.40
Z6903-75-MT	598.25
Z6903-75-MV	645.80
Z6903-75-TMV	785.45

Zurn/Sloan® Cross Reference Guides

Electronic, Battery, and Hydro Turbine Powered Faucets

Electronic Faucets

Zurn	Sloan®
Z6903-77	ELF-10
Z6903-76	ESF-20
Z6903-75	ESF-30
Z6913-ACA	ETF-80-P
Z6913	ETF-80-B
Z6913-ACA	ETF-880-P
Z6913	ETF-880-B
Z6922-ACA	ETF-500-P
Z6922	ETF-500-B
Z6915-ACA	ETF-600-P
Z6915	ETF-600-B
Z6912-ACA	ETF-610-P
Z6912	ETF-610-B
Z6912-ACA	ETF-660-P
Z6912	ETF-660-B
Z6920-ACA	ETF-700-P
Z6920	ETF-700-B
Z6920-ACA-SB	ETF-700S-P
Z6920-SB	ETF-700S-B
Z6920-ACA	ETF-770-P
Z6920	ETF-770-B
Z6918-E	EAF-100-P
Z6918-ADM-E	EAF-100-ISM-P
Z6918-E	EAF-200-P
Z6918-ADM-E	EAF-200-ISM-P
Z6914-ACA	SF-2100
Z6920-ACA	SF-2200
Z6917-ACA	SF-2300

Zurn electronic faucets can be powered either by a plug-in converter (-ACA) or a hardwired power converter (-HW6). The -ACA plug-in power converter will power a single faucet. The -HW6 hardwired power converter will power up to 8 faucets and needs to be ordered as a separate line item. Zurn E-Z electronic faucets are furnished with 4 "AA" batteries for battery back-up power.

Battery Faucets

Zurn	Sloan®
Z6913	EBF-85
Z6913-ACA	EBF-85R
Z6913	EBF-187
Z6913-ACA	EBF-187R
N/A	EBF-885
Z6922	EBF-550
Z6912	EBF-615
Z6915	EBF-650
Z6920	EBF-750
Z6920-SB	EBF-750S
Z6918	EAF-150
Z6918-ADM	EAF-150 ISM
Any E-Z Lav EcoVantage® Faucet	EAF-275
Any E-Z Lav EcoVantage® Faucet w/ADM	EAF-275 ISM
Z6918	EAF-250
Z6918-ADM	EAF-250 ISM
Z6914	SF-2150
Z6920	SF-2250
Z6917	SF-2350

Zurn HydroVantage™ Faucets – Hydro Turbine Powered*

Zurn	Toto
Z6912-GEN	TEL 36K10/60
Z6913-GEN	TEL 36S10/60
Z6914-GEN	
Z6915-GEN	
Z6917-GEN	
Z6920-GEN	TEL 36610/60
Z6922-GEN	

*Ten-year battery life.

Additional Commercial Brass Products

Waterfree Urinals



Z5795

Product No.	List Price
Z5795 Large Style Urinal	\$525.50

*AquaGreen Seal for Z5795 Waterfree Urinals

ZGS-128OZ Gallon	\$87.70
ZGS-32OZ Quart	22.35
ZGS-4OZ	6.05

*Consult your Zurn Representative for Quantity Discounts.

Z6700 Series Automatic Sensor Hand Dryers



Z6703



Z6704

Product No.	List Price
Z6703	\$633.75
Z6703-220V	653.95
Z6704	952.95

Z6900 Series Automatic Sensor Soap Dispensers



Z6900-SSD-950

Product No.	List Price
Z6900-SSD-950	\$152.50

Z6900-VG Vandal Gard Lavatory Enclosure



Z6900-VG

Description	List Price
Rigid Lavatory Enclosure for 20" x 18" Lavatory	\$286.20

AquaVantage®

Handles Today's Toughest Installations

Zurn AquaVantage Diaphragm Kit – Zurn Z6000AV Model flush valves feature the chemical and clog resistant revolutionary triple filter AquaVantage Diaphragm Kit. The AquaVantage Kit is designed to eliminate the common problems that are associated with flush valve installations such as fixture evacuation, run-on, degradation of rubber components and sediment. The AquaVantage Kit now makes these problems a thing of the past. It provides for greater performance, ensures reliability, and greatly extends the operating life of the internal components.

All Zurn AquaVantage AV Flush Valves are furnished complete with the AquaVantage triple filter diaphragm kit, and the following accessories as standard: ADA Handle, Sweat Solder Kit, Vandal-Resistant Stop Valve Cover, High Pressure Vacuum Breaker and Cast Wall Flange With Setscrews. Internal components and seals of the AV valves are chemical resistant. Castings are dezincification resistant alloy.



Low-Force, No Leak, ADA-Compliant Handle

The low-force, ADA-compliant handle allows for user-friendly activation for the young and old as well as ADA compliance for the physically challenged. The handle incorporates our unique double seal protection for longer life and no-leak operation. Handles are assembled to the valve and all valves are pre-tested before shipment.



Vandal-Resistant Control Stop Cover

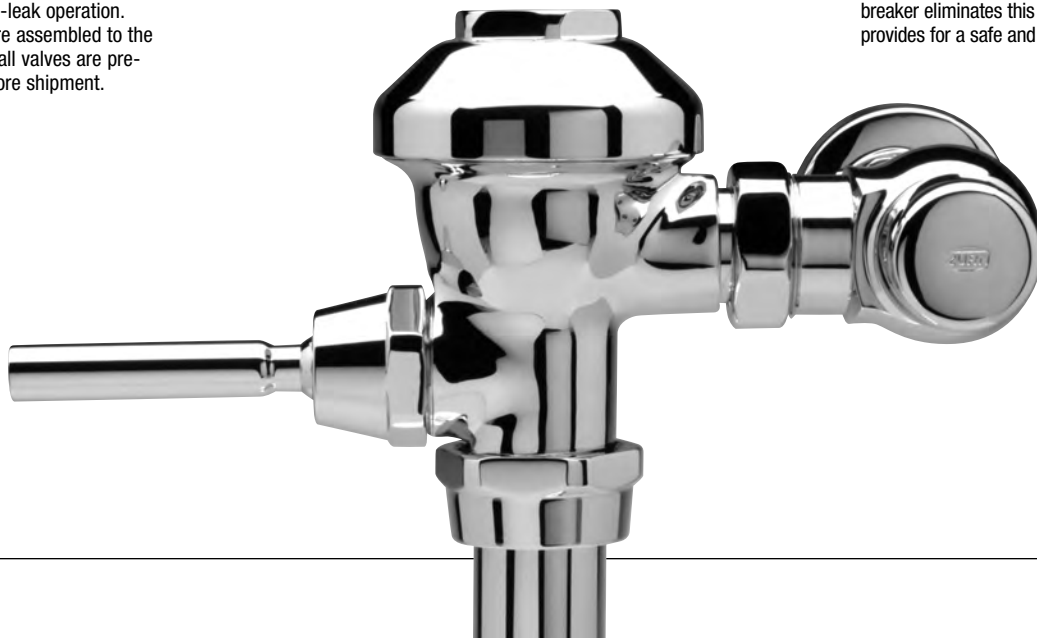
The vandal-resistant stop cover incorporates two integral setscrews for greater security. This feature prevents unauthorized changes to the properly adjusted control stop setting, assuring correct fixture performance.

Cast Wall Flange With Setscrew

The cast wall flange puts an end to loose wall connections. A tight, firm fit and secure connection is guaranteed by the setscrew setting.

High Pressure Vacuum Breaker

High pressure vacuum breaker has been designed to take the increased pressure caused by today's low consumption fixtures. High back pressure can cause leaking through the air gap of the traditional vacuum breaker. The high pressure vacuum breaker eliminates this problem and provides for a safe and dry installation.



AquaVantage® AV Flush Valves

With AquaVantage Chemical and Clog Resistant Triple Filter Diaphragm Kit

AV Series include AquaVantage chemical and clog resistant triple filter diaphragm kit, ADA handle, cast wall flange with setscrew, vandal-resistant chrome control stop cover, high pressure vacuum breaker and sweat solder kit.

EXPOSED FLUSH VALVES FOR 1-1/2" TOP SPUD WATER CLOSETS



Z6000AV-HET	\$189.95
Z6000AV-DF (Dual Flush)	212.35
Z6000AV-HET-H	206.00
Z6000AV-HET-HL3	222.60
Z6000AV-HET-HL3-YO	222.60
Z6000AV-HET-YG	199.40
Z6000AV-HET-YO	189.55
Z6000AV-WS1	189.55
Z6000AV-WS1-H	206.00
Z6000AV-WS1-HL3	222.60
Z6000AV-WS1-HL3-YO	222.60
Z6000AV-WS1-YG	199.40
Z6000AV-WS1-YO	189.55
Z6000AV-HET-J9-J10-Y	181.25
Z6000AV-WS1-J9-J10-Y	181.25
Z6000AV-HET-1	194.10
Z6000AV-HET-2	203.15
Z6000AV-WS1-2-HL3	236.30
Z6000AV-HET-3	206.60
Z6000AV-WS1-3-HL3	239.80

EXPOSED FLUSH VALVES FOR 1-1/2" BACK SPUD WATER CLOSETS



Z6010AV-HET	\$206.20
Z6010AV-WS1	206.20
Z6010AV-WS1-DF (Dual Flush)	229.00
Z6010AV-HET-1	210.85
Z6010AV-WS1-1	210.85
Z6010AV-HET-2	219.90
Z6010AV-WS1-2	219.90

EXPOSED FLUSH VALVES FOR 1-1/2" TOP SPUD



Z6011AV-WS1 (26-1/2" Rough-In for Grab Bar)	\$208.25
Z6012AV-WS1 (Retrofit to High 24" Rough-In)	329.65
Z6014AV-WS1 (34-3/8" Rough-In)	215.70

FLUSH VALVE FOR FLUSHING FLOOR DRAIN



Z6099AV-WS1 (Flushing Floor Drain)	\$273.60
---------------------------------------	----------

EXPOSED FLUSH VALVES FOR URINALS – 1-1/4" TOP SPUD



Z6001AV-WS1	\$189.55
Z6001AV-WS1-H	206.00
Z6001AV-WS1-HL3	222.60
Z6001AV-WS1-T	189.55

EXPOSED FLUSH VALVES FOR URINALS – 3/4" TOP SPUD



Z6003AV-ULF	\$189.55
Z6003AV-EWS (0.5 gpf)	189.55
Z6003AV-WS1	189.55
Z6003AV-WS1-H	206.00
Z6003AV-WS1-HL3	222.60
Z6003AV-WS1-U	189.55

EXPOSED FLUSH VALVES FOR URINALS



Z6081AV-WS1 (15" Rough-In 1-1/2" Top Spud)	\$192.90
Z6087AV-WS1 (11-1/2" Rough-In 1-1/2" Top Spud with Extended Cover Tube)	189.55

AquaVantage AV Flush Valves For Clinic/Service Sinks – Exposed

AV Series include chemical and clog resistant triple filter diaphragm kit, ADA handle, cast wall flange with setscrew, vandal-resistant chrome control stop cover, high pressure vacuum breaker, and sweat solder kit. (6.5 GPF)



EXPOSED	
Z6017AV	\$203.05
Z6017AV-H	219.60
Z6017AV-H-O10 (1" Offset)	252.85
Z6017AV-H-O15 (1-1/2" Offset)	252.85
Z6017AV-H-O20 (2" Offset)	252.85
Z6017AV-O10 (1" Offset)	236.20
Z6017AV-O15 (1-1/2" Offset)	236.20
Z6017AV-O20 (2" Offset)	236.20
Z6017AV-HL3	236.20

AquaVantage® AV Flush Valves, continued

AquaVantage AV Flush Valves – Concealed

AV Series include chemical and clog resistant triple filter diaphragm kit. For ADA compliance use hydraulic, sensor model, or handle actuated concealed flush valve.

CONCEALED FLUSH VALVES FOR WATER CLOSETS – 1-1/2" BACK SPUD



Z6140AV

3-3/4" - 12-3/4" 'L' Dim.*	List Price
Z6140AV-HET	\$280.60
Z6140AV-WS1	280.60

CONCEALED FLUSH VALVES FOR WATER CLOSETS – 1-1/2" TOP SPUD



Z6142AV

Z6142AV-HET	\$322.00
Z6142AV-WS1	322.00

CONCEALED FLUSH VALVES FOR WATER CLOSETS – 1-1/2" BACK SPUD



Z6143AV

Z6143AV-HET	\$247.30
Z6143AV-WS1	247.30
Z6143AV-HET-L3	264.45
Z6143AV-WS1-L3	264.45

CONCEALED FLUSH VALVES FOR WATER CLOSETS – 1-1/2" BACK SPUD



Z6144AV

Z6144AV-HET	\$247.30
Z6144AV-WS1	247.30



Z6150AV

Z6150AV-WS1 (Flushing Floor Drain)	\$223.25
---------------------------------------	----------

CONCEALED FLUSH VALVES FOR WATER CLOSETS – 1-1/2" BACK SPUD



Z6152AV

Z6152AV-HET	\$231.50
Z6152AV-WS1	231.50
Z6152AV-HET-L3	248.75
Z6152AV-WS1-L3	248.75
Z6153AV-HET	282.50
Z6153AV-WS1	282.50

CONCEALED FLUSH VALVES FOR WATER CLOSETS – 1-1/2" BACK SPUD



Z6154AV

Z6154AV-HET	\$234.20
Z6154AV-WS1	234.20

CONCEALED FLUSH VALVES FOR WATER CLOSETS AND SERVICE SINKS – 1-1/2" TOP SPUD



Z6155AV

	List Price
Z6155AV-HET	\$248.75
Z6155AV-WS1	248.75

CONCEALED FLUSH VALVES FOR URINALS – 1-1/4" BACK SPUD



Z6190AV

Z6190AV-WS1	\$225.25
Z6190AV-WS1-L3	242.40
Z6192AV-WS1 (For 1-1/4" Top Spud)	374.30

CONCEALED FLUSH VALVES FOR URINALS – BACK SPUD




Z6195AV

Z6195AV-ULF (For 3/4" Back Spud)	\$235.80
Z6195AV-WS1	235.80
Z6915AV-EWS (0.5 gpf)	235.80
Z6197AV-ULF (For 3/4" Top Spud)	374.30
Z6197AV-EWS (0.5 gpf)	374.30
Z6197AV-WS1 (0.5 gpf)	374.30

Access Panels

FOR CONCEALED MANUAL FLUSH VALVES

Satin finish, stainless steel with vandal-proof screws.



Z6199-BX12 (12" x 12")	\$251.10
------------------------	----------



Z6199-BX15 (15" x 15") (Special Order)	310.35
---	--------

Z6199-BX17 (13" x 17") (Special Order)	310.35
---	--------

FOR CONCEALED SENSOR FLUSH VALVES



ZEMS6199-BX17 (13" x 17" - Sensor Panel)	\$309.80
P6199-SC-1 (1" Long Vandal-Proof Screws)	1.70
P6199-SC-2 (Special 2" Long Vandal-Proof Screws)	4.60

AquaVantage® AV Flush Valves, continued

AquaVantage AV Flush Valves With Bedpan Diverter Valve

AV Series include AquaVantage chemical and clog resistant triple filter diaphragm kit, ADA handle, cast wall flange with setscrew, vandal-resistant chrome control stop cover, high pressure vacuum breaker and sweat solder kit.

FLUSH VALVES WITH BEDPAN DIVERTER VALVE

Note: ADA compliance 26-1/2" max. rough-in from top of fixture.



Z6000AV-BWN

Z6000AV-HET-BWN (26-1/2" Rough-In)	\$589.40
Z6000AV-WS1-BWN (26-1/2" Rough-In)	589.40
Z6000AV-HET-BWN1 (34-3/8" Rough-In)	589.40
Z6000AV-WS1-BWN1 (34-3/8" Rough-In)	589.40

(For Rough-In Without Grab Bar)



Z6010AV-BWN

Z6010AV-HET-BWN (26-1/2" Rough-In)	\$666.30
Z6010AV-WS1-BWN (26-1/2" Rough-In)	666.30
Z6010AV-HET-BWN1 (34-3/8" Rough-In)	681.90
Z6010AV-WS1-BWN1 (34-3/8" Rough-In)	681.90

(For Retrofitting an Existing Flush Valve With a Bedpan Diverter)



Z6011AV-BWN

Z6011AV-HET-BWN (26-1/2" Rough-In)	\$623.05
Z6011AV-WS1-BWN (26-1/2" Rough-In)	623.05

(For Handicap Grab Bar Installation)

BEDPAN DIVERTERS LESS FLUSH VALVE



Z6000-DVN

Z6000-DVN (26-1/2" Rough-In)	\$382.80
Z6000-DVN1 (34-3/8" Rough-In)	382.80
Z6000-DVN-J1 (Retrofit Diverter)	364.50
Z6000-DVN-O20 (Diverter with 2" Offset)	421.65



Z6010-DVN

Z6010-DVN (26-1/2" Rough-In)	\$437.15
Z6010-DVN1 (34-3/8" Rough-In)	437.15



Z6011-DVN

Z6011-DVN (26-1/2" Rough-In) (For Grab Bar Installation)	\$382.80
Z6000-ZDN (Diverter Less Top Flush Connection)	364.45
Z6000-DN (Diverter Assembly with Spray Arm. No top or bottom tubes.)	328.90

CONCEALED FLUSH VALVES WITH BEDPAN DIVERTER VALVE



Z6020AV-BWN

Z6020AV-WS1-BWN (3-3/4" - 12-3/4" 'L' Dim.)	
---	--

List Price
\$966.60

FOOT PEDAL OPERATED



Z6040AV-BWN

Z6040AV-WS1-BWN	
-----------------	--

\$1,002.65

HYDRAULIC ACTUATED BEDPAN DIVERTER VALVES



ZH6000AV-BWN

ZH6000AV-HET-BWN (26-1/2" Rough-In)	\$831.30
ZH6000AV-WS1-BWN1 (34-3/8" Rough-In)	831.30
ZH6011AV-WS1-BWN (For Grab Bar)	865.15

FLUSH VALVES WITH TRAP PRIMER



Z6000AV-TP

Z6000AV-WS1-TP (11-1/2" Rough-In)	\$247.45
Z6000AV-WS1-1-TP (16" Rough-In)	258.05
Z6000AV-WS1-2-TP (24" Rough-In)	270.15
Z6000AV-WS1-3-TP (27" Rough-In)	283.40

List Price

TRAP PRIMER ASSEMBLY ONLY



P6000-TPO

P6000-TPO (11-1/2" Rough-In)	\$74.85
P6000-1-TPO (16" Rough-In)	83.40
P6000-2-TPO (24" Rough-In)	87.60
P6000-3-TPO (27" Rough-In)	92.05
Less Fittings Deduct	5.35
P6000-TPE (Trap Primer Elbow for Concealed Valve)	43.65
P6000-TPF (Fittings Only for -TP)	29.70

AquaVantage® AV Flush Valves, continued

AQUAVANTAGE AV BEDPAN WASHERS WITH DEOSEPTIC BOTTLE

Z6000AV-WS1-BWN1-D (34-3/8" RI)	\$724.35
Z6000AV-WS1-BWN-D (26-1/2" RI)	724.35
Z6010AV-WS1-BWN1-D (34-3/8" RI)	842.95
Z6010AV-WS1-BWN-D (26-1/2" RI)	842.95
Z6011AV-WS1-BWN-D (For Grab Bar)	757.90

AQUAVANTAGE AV BEDPAN WASHER FOOT PEDAL VALVES WITH DEOSEPTIC BOTTLE

Z6020AV-WS1-BWN-D	\$1,163.95
Z6040AV-WS1-BWN-D	1,163.95

AQUAVANTAGE AV HYDRAULIC BEDPAN WASHER WITH DEOSEPTIC BOTTLE

ZH6000AV-WS1-BWN1-D (34-3/8" RI)	\$957.80
----------------------------------	----------

BEDPAN DIVERTERS WITH DEOSEPTIC BOTTLE LESS FLUSH VALVE


Z6000-DVN1-D (34-3/8" RI)	\$513.30
Z6010-DVN1-D (34-3/8" RI)	528.80
Z6000-DVN-D (26-1/2" RI)	412.95
Z6010-DVN-D (26-1/2" RI)	428.60
Z6011-DVN-D (26-1/2" RI For Grab Bar)	513.30
Z6010-DVN-D-LO (26-1/2" RI)	546.60
Z6000-DVN1-D-020 (34-3/8" RI)	513.70

AquaVantage AV -ZH Hydraulic Flush Valves

Exposed AV Series include chemical and clog resistant triple filter diaphragm kit, ADA compliance push button wall flange with setscrew, vandal-resistant chrome control stop cover, high pressure vacuum breaker and sweat solder kit. Concealed valves include ADA compliance push button and sweat solder adapter.



Note: ZH Series price includes standard fixture wall hydraulic actuator. Optional hydraulic actuators are available and are listed at the bottom of the page. Add hydraulic actuator price to the price of flush valve and note appropriate suffix, e.g. SW, MB, MBP. When ordering concealed hydraulic flush valves, 'L' Dimension must be specified.

	EXPOSED CLOSETS – 1-1/2"	List Price
	ZH6000AV-WS1	\$414.55
	ZH6000AV-DF-WS1*	507.30
	ZH6010AV-WS1	428.65
	ZH6017AV-WS1	424.65
	ZH6000AV-BWN-WS1 (26-1/2" Rough-In)	939.15
	ZH6000AV-BWN1-WS1 (34-3/8" Rough-In)	939.15
	ZH6011AV-BWN-WS1 (For Grab Bar)	973.55
	ZH6096AV-WS1 (For Eastern Closet)	470.75
	EXPOSED URINALS	
	ZH6001AV-WS1 (1-1/4")	\$414.55
	ZH6003AV-ULF (3/4")	414.55
ZH6003AV-EWS (0.5 gpf)	414.55	
ZH6003AV-WS1 (0.5 gpf)	414.55	

*When ordering -DF Dual Flush:

Use -DF after product number and add two push button actuator prices to the list of the valve price.

	CONCEALED CLOSETS	List Price
	ZH6140AV-HET (Back Spud)	\$298.95
	ZH6140AV-WS1 (Back Spud)	298.95
	ZH6142AV-HET (Top Spud)	334.25
	ZH6142AV-WS1 (Top Spud)	334.25
	ZH6150AV-HET (Floor Drain)	285.95
	ZH6150AV-WS1 (Floor Drain)	285.95
	ZH6152AV-HET (Back Spud)	309.70
	ZH6152AV-WS1 (Back Spud)	309.70
	ZH6196AV-HET (For Eastern Closet)	341.95
	ZH6196AV-WS1 (For Eastern Closet)	341.95
	CONCEALED URINALS	
ZH6190AV-WS1 (1-1/4")	\$297.60	
ZH6195AV-ULF (3/4")	297.60	
ZH6195AV-EWS (0.5 gpf 3/4")	297.60	
ZH6195AV-WS1 (0.5 gpf 3/4")	297.60	
ZH6197AV-ULF (3/4" Top Spud)	376.00	
ZH6197AV-EWS (0.5 gpf 3/4" Top Spud)	376.00	
ZH6197AV-WS1 (0.5 gpf 3/4" Top Spud)	376.00	

HYDRAULIC ACTUATORS


List Price Adders	
-SW Side Wall	\$51.95
-MB Metal Button	25.65
-MBP Metal Button Penal	30.90
Optional ZP-50 Wall Plate for Push Button	54.80

AquaVantage® AV Flush Valves, continued

AquaVantage AV Flush Valves – Prison

AV Series include chemical and clog resistant triple filter diaphragm kit, vandal-resistant small push button, high pressure vacuum breaker and sweat solder adapter. For ADA compliance use hydraulic or sensor model flush valves.

FLUSH VALVES FOR PRISON FIXTURES – WATER CLOSET VALVES – 1-1/2" BACK SPUD

	3-3/4" - 12-3/4" 'L' Dim.*	List Price
	Z6601AV-WS1 - Combi	\$267.60
	Z6603AV-WS1 - Combi	246.85
	Z6606AV-WS1 - Closet Exposed	196.60
	Z6611AV-WS1 - Closet Concealed	267.60
	Z6621AV-WS1 (Flush Valve Detox Drain)	240.35
	Z6681AV-WS1	276.45


FLUSH VALVES FOR PRISON FIXTURES – URINAL VALVES

Z6609AV-WS1	\$232.20
Z6613AV-WS1	242.60
Z6614AV-WS1 - 3/4" Top Spud	196.60

AquaVantage AV Hydraulic Prison Flush Valves



Note: MBP (metal button penal) is standard for prison flush valves. Price includes -MBP.

	ZH6603AV-WS1-MBP (For Combi Fixtures)	\$367.95
	ZH6606AV-WS1-MBP (Closet Exposed)	424.70
	ZH6609AV-WS1-MBP (For 1-1/2" S.S. Urinal)	364.15
	ZH6611AV-WS1-MBP (For S.S. Closet)	388.45
	ZH6613AV-WS1-MBP (For 3/4" S.S. Urinal)	370.50
	ZH6614AV-WS1-MBP	424.75
	Actuator Only - PH6000-HYLP-MBP	102.95

Ordering Instructions For Concealed and Prison Flush Valves



When ordering concealed flush valves, 'L' Dim. must be specified.

List Prices


- * – 'L' Dim. equals 2-3/4" plus thickness of wall. For 'L' Dim. longer than 12-3/4", add \$7.30 per inch. **Note:** For combination lavatory/closet fixtures, add one more inch to wall thickness.
- Penal flush valves are furnished with -L small vandal-proof push button as standard.
- For hydraulic application, specify prefix ZH and refer to the Hydraulic section of this price sheet.
- For optional top spud connection on concealed flush valve (Suffix -N), add \$145.15.
- ** – If flush valves are to be used with access panels, order must be noted using Suffix AP after model number. See Z6199 Access Panels for size and price.
- For concealed flush valves, specify -J (handle), -L (small push button), -L3 (3" large push button).
- For Suffix -TPE (Trap Primer Elbow) add \$45.25.

AquaVantage AV Foot Pedal Flush Valves

AV Series include chemical and clog resistant triple filter diaphragm kit, cast wall flange with setscrew, vandal-resistant chrome control stop cover, high pressure vacuum breaker and sweat solder kit.

	EXPOSED	List Price
	Z6300AV-WS1 (Urinal)	\$649.50
	Z6310AV-WS1 (Closet)	649.50
	Z6320AV-WS1 (Urinal - 3/4")	649.50
	Z6350AV-WS1	649.50
	CONCEALED	
	Z6312AV-WS1	\$658.25
	Z6313AV-WS1	605.85
	Z6318AV-WS1	534.80
	Z6323AV-WS1	605.85
	Z6343AV-WS1	605.85
	Z6354AV-WS1	605.85

AquaVantage AV Flush Valves For Eastern Style Water Closets

	EXPOSED	
	Z6096AV-WS1	\$248.10
	Z6096AV-WS1-WA	252.00
	CONCEALED	
	3-3/4" - 12-3/4" 'L' Dim.	
	Z6196AV-WS1	\$308.90
	Standard flush is 3.5 gallons.	
	Specify -WS1 for 1.6 gallon or -PWS for 2.4 gallons.	

Zurn Metroflush® Piston-Operated Flush Valves

Supplied with ADA handle standard; control stop with stamped wall flange. Add for solder adapter kit.



EXPOSED FLUSH VALVES FOR WATER CLOSETS – 1-1/2" TOP SPUD



Z6200-HET

Z6200-HET-YB-YC	\$189.10
Z6200-WS1-YB-YC	189.10
Z6200-HET-2-YB-YC	202.70
Z6200-2-WS1-YB-YC	202.70

EXPOSED FLUSH VALVES FOR WATER CLOSETS – 1-1/2" BACK SPUD



Z6210-WS1

Z6210-HET-YB-YC	\$205.75
Z6210-WS1-YB-YC	205.75

EXPOSED FLUSH VALVES FOR URINALS – 3/4" TOP SPUD



Z6203-WS1

Z6203-EWS-YB-YC	\$189.10
Z6203-WS1-YB-YC	189.10

Note: With 3/4" Flush Connection

EXPOSED FLUSH VALVES FOR EASTERN CLOSET

Z6296-WS1	\$273.15
Z6296-WA-WS1	307.50

For Accessories and Variations, see Page 27.

For additional information on the Zurn Metroflush Piston Flush Valves, contact your local Zurn Representative or call 1-800-997-3876.

Metroflush equipped with ZEMS electronic automatic sensor motorized flush valves.



EXPOSED CLOSET FLUSH VALVES

List Price



ZEMS6200-WS1-IS

Top Spud	
ZEMS6200-HET-YB-YC-IS	\$666.95
ZEMS6200-WS1-YB-YC-IS	666.95

Back Spud	
ZEMS6210-HET-YB-YC-IS	\$684.75
ZEMS6210-WS1-YB-YC-IS	684.75

EXPOSED URINAL FLUSH VALVES

ZEMS6201-WS1-YB-IS	\$649.80
ZEMS6203-EWS-YB-IS (3/4")	649.80
ZEMS6203-WS1-YB-YC-IS	649.80

Metroflush equipped with automatic sensor E-Z Flush.



ZER6200-HET-CPM

METROFLUSH WITH E-Z FLUSH CHROME METAL COVER

ZER6200-HET-CPM (Closet)	\$611.85
ZER6200-WS1-CPM (Closet)	611.85
ZER6200-2-HET-CPM	618.60
ZER6200-2-WS1-CPM	618.60
ZER6203-WS1-CPM (Urinal)	595.85

METROFLUSH WITH E-Z FLUSH CHROME-PLATED, HIGH-IMPACT POLYCARBONATE COVER

ZER6200-HET-CP (Closet)	\$573.85
ZER6200-WS1-CP (Closet)	573.85
ZER6200-2-HET-CP	580.35
ZER6200-2-WS1-CP	580.35
ZER6203-WS1-CP (Urinal)	557.85

Accessories/Variations

Suffix	Description	Add/List Price
-ADA	Handicap Handle Flush Valve	\$ 0.00
-BG	BioCare Handle	42.80
-DF	Dual Flush Handle	66.10
-E	Straight Stop	13.20
-EWS	0.5 gpf Flush	0.00
-GJ	Ground Joint Tailpiece	12.85
-H	Handle/Front Operation Exposed Flush Valve	15.55
-HET	High Efficiency Toilet 1.25 gpf Water Closet	0.00
-HL	Small Push Button	0.00
-HL3	3" Large Push Button	15.55
-J	Oscillating Handle	0.00
-K	Wheel Handle Stop - CP	10.70
-N	Top Spud Connection for Concealed Valve	145.15
-O10	1" Offset Flush Connection	36.10
-O15	1-1/2" Offset Flush Connection	36.10
-O20	2" Offset Flush Connection	36.10
-ULF	Ultra Low Flush 0.125 gpf Urinal	0.00
-VC	Vandal-Resistant Control Stop Cover	11.90
-VP	Vandal-Resistant Control Stop Screw	3.90
-WS	Water Saving Flush - 3.5 Gal. Closet; 1.5 Gal. Urinal	0.00
-WS1	Low Consumption Flush 1.6 Gal. Closet; 1.0 Gal. Urinal	0.00
-YB	Sweat Solder Kit - Exposed (Each)	10.05
-YBA	Sweat Solder Kit - Concealed (Each)	4.35
-YC	Cast Wall Flange (Each)	17.00
-YE	Cover Tube and Adapter for -YB Kit	9.10
-YG	Extended Bumper on Control Stop	9.85
-YH	One Wall Bumper	37.15
-YI	Two Wall Bumpers	48.95
-YJ	Split Ring Pipe Support - 5" C to E	45.90
-YJ8	- 8" C to E	68.05
-YJ12	- 12" C to E	91.30
-YK	Solid Ring Pipe Support - 5" C to E	38.15
-YK8	- 8" C to E	57.60
-YK12	- 12" C to E	80.70
-YL	Solid Ring Pipe Support with Bumper 5" C to E (Add \$3.80 per inch over 5")	52.30
-YO	Bumper on Control Stop	11.60

Note: When ordering flush valve accessories separately, refer to pages 39-58 for product number and pricing.

Special Items

Prices On Special Items	Unit	List Price/ Add Extra
'L' Dimension Over 12-3/4"	Per Inch	\$ 7.30
Inlet Tail Longer Than 2-1/16 Std.	Per Inch	3.70
Outlet Longer Than Standard	Per Inch	1.90
17-Gage Outlet	Per Inch	3.70
P6000-YB-CVR7 - 1" x 6" Cover Tubing	Each	24.00
P6003-YB-CVR7 - 3/4" x 6" Cover Tubing	Each	24.00
Cover Tubing Over 7" Long	Per Inch	5.75
P6000-YB-CVR36 - 1" x 36" Cover Tubing	Each	71.95
P6003-YB-CVR36 - 3/4" x 36" Cover Tubing	Each	71.95
Exposed Flush Valve Body and Control Stop Less Flush Connection, Suffix -Z	Each	182.15
Exposed Flush Valve Body and Flush Connection Less Control Stop, Suffix -Y	Each	182.15
Fittings Only for -TP Flush Tube	Each	33.30
P6000-J10 Ground Joint Adapter	Each	25.20
Vandal-Proof Wrench for -VC Cover	Each	.45

Exposed and Concealed Retrofit X-Bodies

For Zurn and Royal/Regal Installations

-X Body = Flush valve body with internals kit, less control stop and flush connection. Sensor -X bodies do not include sensor unit or component parts.

CLOSETS	List Price
Z6000AV-HET-X	\$139.50
Z6000AV-WS1-X	139.50
Z6100AV-HET-X	111.25
Z6100AV-WS1-X	111.25
ZH6000AV-WS1-X	246.20
ZH6100AV-WS1-X	220.25
ZEMS6000AV-HET-IS-X	488.75
ZEMS6000AV-WS1-IS-X	523.60
ZEMS6000AV-HET-X	488.75
ZEMS6000AV-WS1-X	522.85
ZEMS6100AV-HET-X	354.20
ZEMS6100AV-WS1-X	354.20
ZESS6000AV-HET-X	391.95
ZESS6000AV-WS1-X	391.95
ZESS6100AV-HET-X	391.95
ZESS6100AV-WS1-X	391.95

URINALS	List Price
Z6001AV-WS1-X (1-1/4")	\$139.50
Z6003AV-EWS-X (3/4")	139.50
Z6003AV-ULF-X (3/4")	139.50
Z6003AV-WS1-X	139.50
ZH6003AV-EWS-X	246.85
ZH6003AV-ULF-X	246.85
ZH6003AV-WS1-X	246.85
ZEMS6001AV-WS1-IS-X	522.85
ZEMS6003AV-EWS	522.85
ZEMS6003AV-ULF	522.85
ZEMS6003AV-WS1	522.85
ZEMS6003AV-EWS-IS-X	522.85
ZEMS6003AV-ULF-IS-X	522.85
ZEMS6003AV-WS1-IS-X	522.85
ZEMS6003AV-WS1	488.75
ZEMS6003AV-WS1-IS-X	488.75

To retrofit to ground joint control stop, use appropriate Z-X body and P6000-J10 ground joint adapter. \$25.20 list.

Zurn/Sloan® Flush Valve Cross Reference Guides

Exposed Flush Valves

Zurn AquaVantage®	Sloan Royal®
Z6000AV	Royal 110
Z6000AV-WS1	Royal 111
Z6000AV-1	Royal 113
Z6014AV	Royal 114
Z6000AV-2	Royal 115
Z6000AV-3	Royal 116
Z6017AV	Royal 117
Z6010AV	Royal 120
Z6010AV-1	Royal 121
Z6010AV-2	Royal 122
Z6099AV	110-YC-RM14266
Z6001AV	Royal 180
Z6001AV-WS1	Royal 180-1
Z6081AV	Royal 181
Z6003AV	Royal 186
Z6003AV-WS1	Royal 186-1
Z6003AV-20	Royal 186-11
Z6087AV	Royal 187
Z6089AV	Royal 189

Concealed Flush Valves

Zurn AquaVantage®	Sloan Royal®
Z6140AV	Royal 140
Z6142AV	Royal 142
Z6143AV	Royal 143
Z6144AV	Royal 144
Z6150AV	Royal 150
Z6152AV	Royal 152
Z6153AV	Royal 153
Z6154AV	Royal 154
Z6155AV	Royal 155
Z6199-BX12	Royal B/P-24508
Z6190AV	Royal 190
Z6192AV	Royal 192
Z6192AV	Royal 6192
Z6195AV	Royal 195
Z6195AV-20	Royal 195-11
Z6197AV	Royal 197

Hydraulic Flush Valves

Zurn AquaVantage®	Sloan Royal®
ZH6000AV	Royal 910
ZH6017AV	Royal 917
ZH6010AV	Royal 920
ZH6000AV-BWN	Royal 9000
ZH6001AV	Royal 980
ZH6003AV	Royal 986
ZH6003AV-20	Royal 986-11
ZH6140AV	Royal 940
ZH6142AV	Royal 942
ZH6150AV	Royal 950
ZH6152AV	Royal 952
ZH6190AV	Royal 990
ZH6195AV	Royal 995
ZH6195AV-11	Royal 995-11

Bedpan Washers

Zurn AquaVantage®	Sloan Royal®
Z6000AV-BWN	Royal BPW-1100
Z6000AV-BWN1	Royal BPW-1000
Z6010AV-BWN	Royal BPW-1110
Z6010AV-BWN1	Royal BPW-1010
Z6011AV-BWN	Royal BPW-1150
Z6020AV-BWN	Royal BPW-1020
Z6040AV-BWN	Royal BPW-1040
Z6000AV-TP	110-VBF-72-A1-9-1/2
Z6000AV-1-TP	110-VBF-72-A1-13-1/2
Z6000AV-2-TP	110-VBF-72-A1-21-1/2
Z6000AV-3-TP	110-VBF-72-A1-24 -1/2

Foot Pedal Valves

Zurn AquaVantage®	Sloan Royal®
Z6310AV	Royal 310
Z6300AV	Royal 300
Z6320AV	Royal 320

Bedpan Washers with Deoseptic Bottle

Zurn AquaVantage®	Sloan Royal®
Z6000AV-BWND	BPW 1105 w/DEOSEPTIC
Z6010AV-BWN1D	BPW 1015 w/DEOSEPTIC
Z6010AV-BWND	BPW 1115 w/DEOSEPTIC
Z6011AV-BWND	BPW 1155 w/DEOSEPTIC
Z6020AV-BWND	BPW 1025 w/DEOSEPTIC
Z6040AV-BWND	BPW 1045 w/DEOSEPTIC
ZH6000AV-BWN1D	BPW 9005 w/DEOSEPTIC
Z6000-DVN1D	DV 105
Z6010-DVN1D	DV 105R
Z6000-DVND	DV 115
Z6010-DVND	DV 115R
Z6011-DVND	DV 125
Z6010-DVND-LO	DV 125R
Z6000-DVN1D-020	DV 135

Penal Flush Valves

Zurn AquaVantage®	Sloan Royal®
Z6601AV	Royal 601
Z6602AV	Royal 602
Z6603AV	Royal 603
Z6605AV	Royal 605
Z6606AV	Royal 606
Z6609AV	Royal 609
Z6610AV	Royal 610
Z6611AV	Royal 611
Z6613AV	Royal 613
Z6614AV	Royal 614
Z6615AV	Royal 615
Z6616AV	Royal 616
Z6621AV	Royal 621
Z6681AV	Royal 681

Sensor Electronic Flush Valves

Zurn AquaVantage®	Sloan®
ZEMS6000AV-IS	Royal 110ES-S
ZEMS6000AV-WS1-IS	Royal 111ES-S
ZEMS6001AV-IS	Royal 180ES-S
ZEMS6003AV-IS	Royal 186ES-S
ZEMS6003AV-WS1-IS	Royal 186-1ES-S
ZEMS6140AV	Royal 140ES-S
ZEMS6142AV	Royal 142ES-S
ZEMS6152AV	Royal 152ES-S
ZEMS6190AV	Royal 190ES-S
ZEMS6195AV	Royal 195ES-S

Sensor Battery Flush Valves

Zurn AquaVantage®	Sloan®
ZER6000AV-CPM	Royal 8110-MC
ZER6000AV-WS1-CPM	Royal 8111-MC
ZER6000AV-2-CPM	Royal 8115-MC
ZER6000AV-3-CPM	Royal 8116-MC
ZER6000AV-BWN-CPM	Royal BPW-8000-MC
ZER6000AV-CP	Royal 8110
ZER6000AV-WS1-CP	Royal 8111
ZER6000AV-2-CP	Royal 8115
ZER6000AV-3-CP	Royal 8116
ZER6000AV-BWN-CP	Royal BPW-8000

Sensor Battery Operated Kits

Zurn®	Sloan®
ZERK-CPM	RESS-CR-4.5C-MC
ZERK-CPM	RESS-CF-3.5C-MC
ZERK-CPM	RESS-CF-1.6C-MC
ZERK-CPM	RESS-3.0U-MC
ZERK-CPM	RESS-1.5U-MC
ZERK-CPM	RESS-1.0U-MC
ZERK-CP	RESS-CR-4.5C-MC
ZERK-CP	RESS-CF-3.5C-MC
ZERK-CP	RESS-CF-1.6C-MC
ZERK-CP	RESS-3.0U-MC
ZERK-CP	RESS-1.5U-MC
ZERK-CP	RESS-1.0U-MC


With Retrofit Kits

Zurn AquaVantage®	Sloan Royal®
ZR6001AV	Royal 8180-MC
ZR6001AV-WS1	Royal 8180-1.0-MC
ZR6003AV	Royal 8186-MC
ZR6003AV-WS1	Royal 8186-1-MC
ZR6000AV	Royal 8110-MC
ZR6000AV-WS1	Royal 8111-MC
ZR6000AV-2	Royal 8115-MC
ZR6000AV-3	Royal 8116-MC
ZR6000AV-BWN	Royal BPW-8000-MC

AquaVantage® and Aquaflush® Accessories and Variations

Suffix	Description
-A	Inlet on right side of flush valve
-ADA	Low force/ADA compliant handle
-ADA-DF	Dual flush handle assembly
-B	Inlet on back of flush valve
-B6	BioCare antimicrobial coated ADA handle
-C	Inlet on left hand side of flush valve
-D1	1" Angle stop
-D3	3/4" Angle stop
-E	1" Straight stop
-EWS	Extra water saving flush – 0.5 gallon for urinals
-F	Screwdriver stop
-FF	Full flow flush – 4.5 gallon for water closet; 3.0 gallon for urinals
-G	Handle on left side of flush valve
-H	Handle on front of flush valve
-HET	High efficiency toilet – 1.28 gallon for water closets
-I	Handle on right side of flush valve
-J	Metal oscillating handle
-K	Wheel handle stop
-L	1" [25mm] Push button
-L3	3" [76mm] Push button
-M	Casing kit for supply pipe – specify length
-N	Top spud connection for concealed flush valve
-O10	1" Offset flush connection

Suffix	Description
-O15	1-1/2" Offset flush connection
-O20	2" Offset flush connection
-P	Elbow flush connection for back spud closet
-R	1-1/4" Female I.P. union outlet
-S	2" x 1-1/2" Spud reducer
-T	1-1/2" Flush connection
-U	1-1/4" Flush connection
-ULF	Ultra low flush – 0.125 gallon for urinals
-V	1" O.D. flush connection
-VC	Vandal-resistant control stop cover
-W	3/4" O.D. flush connection
-WS	Water saving flush – 3.5 gallon for water closets; 1.5 gallon for urinals
-WS1	Low consumption flush – 1.6 gallon for water closets; 1.0 gallon for urinals
-X	Valve body only with internals (Ex: Z6003-X)
-YB	Sweat solder kit
-YC	Cast wall flange
-YH	One wall bumper
-YI	Two wall bumpers
-YJ	Split ring pipe support
-YK	Solid ring pipe support
-YO	Bumper on angle stop



Accessories and Variations

Comparison Suffix List


Zurn	Sloan	Zurn Description
A	A	Inlet on right side of flush valve (standard)
ADA		Low force handicap handle
B	B	Inlet on back of flush valve
BC		Satin brushed chrome
BG	BG	BioCare coating
BW		Bedpan washer with flush valve
C	C	Inlet on left hand side of flush valve
CP		Chrome plastic E-Z Flush
CPM		Chrome metal E-Z Flush
D1		1" Angle stop
D3		3/4" Angle stop
DF		Dual flush
DV		Bedpan diverter valve only
E	E	1" Straight stop
EWS		0.5 Extra water saver
F	F	Screwdriver stop
FW	FW	Hydraulic actuation on fixture wall
G	G	Handle on left side of flush valve
H	H	Handle on front of flush valve
HW6		6VDC hard wire power converter
I	I	Handle on right side of flush valve
J	J	Metal oscillating handle
K	K	Wheel handle stop
L	L	1" Push button
L3	L3	3" Push button
M	M	Casing kit for supply pipe – specify length, 7" std.
MB	MBFW	Hydraulic actuation metal button fixture wall
MBP		Hydraulic actuation metal button for penal application
MJ		Mini junction box
N		Top spud connection for concealed flush valves
O	O	Offset flush connection (specify 1", 1-1/2", 2" offset)
OB		Override button
P	P	Elbow flush connection for back spud closet
PB		Decorative brass finish
PC6		6VDC plug in power converter
R	R	1-1/4" Female I.P. union outlet
S	S	2" x 1-1/2" Spud reducer
SW	SW	Hydraulic actuation on side wall
T	T	1-1/2" Flush connection
TP		Trap primer connection (-TPE Trap Primer Elbow for Concealed Valve)
U	U	1-1/4" Flush connection
VC		Vandal-resistant control stop cover
VP		Vandal-resistant control stop screw
W	W	3/4" O.D. flush connection
WS	-3	3 Gallon closet flush valve
WS1	-1	1 Gallon urinal flush valve for low consumption urinals
WS1		1.6 Gallon closet flush valve for low consumption water closet
X		Valve body only with internals (Ex. Z6003-X)
Y		Flush valve less control stop
YA	YA	Nickel silver handle
YB	YB	Sweat solder kit
YC	YC	Cast wall flange
YCB		Cast brass wall flange
YG	YG	Extended bumper on control stop
YH	YH	One wall bumper
YI	YI	Two wall bumpers
YJ	YJ	Split ring pipe support
YK	YK	Solid ring pipe support
YL	YL	Solid ring pipe support with bumper
YO	YO	Bumper on angle stop
Z		Flush valve less flush connection
-20	-11	Extended flush for washdown urinal

Aquaflush® Plus PL Flush Valves


PL series include chemical and clog resistant diaphragm, ADA handle, cast wall flange with setscrew, vandal-resistant control stop cover, high pressure vacuum breaker, and sweat solder kit.

For optional triple-filtered diaphragm, use suffix -TFB. Add \$9.40 list.

Exposed Flush Valves for Water Closets


	List Price	
	Z6000PL-HET-TFB	\$187.30
	Z6000PL-HET-YK	216.05
	Z6000PL-WS1	177.90
	Z6000PL-WS1-TFB	187.30
	Z6000PL-1-HET	182.20
	Z6000PL-1-WS1	182.20
	Z6014PL-HET	202.50
	Z6014PL-WS1	202.50
	Z6000PL-2-HET	190.75
	Z6000PL-2-WS1	190.75
Z6000PL-3-HET	194.00	
Z6000PL-3-WS1	194.00	

Z6000PL-HET


	Z6010PL-HET	193.55
	Z6010PL-WS1	193.55

Z6010PL-WS1

Exposed Flush Valves for Urinals


	Z6001PL-WS1-TFB	\$187.30
	Z6001PL-WS1-YK	216.05
	Z6001PL-WS1	177.90

Z6001PL-WS1

	Z6003PL-TFB	\$187.30
	Z6003PL-EWS	177.90
	Z6003PL-WS1	177.90

Z6003PL-WS1

Exposed Flush Valves for Service Sinks

	Z6017PL-WS1	\$190.75
	Z6017PL-WS1-H	206.30
	Z6017PL-WS1-H-010	237.40
	Z6017PL-WS1-H-015	237.40
	Z6017PL-WS1-H-020	237.40

Z6017PL-WS1

Aquaflush Plus Hydraulic Flush Valves

CLOSETS	List Price
ZH6000PL-HET	\$409.30
ZH6000PL-WS1	409.30
ZH6150PL	320.60

URINALS	List Price
ZH6001PL-WS1	409.30
ZH6003PL-EWS	409.30
ZH6003PL-WS1	409.30

ZH6000PL-WS1

HYDRAULIC ACTUATORS

List Price Adders

-SW Side Wall	\$51.95
-MB Metal Button	25.65
-MBP Metal Button Penal	30.90
Optional ZP-50 Wall Plate for Push Button	54.80

Aquaflush Plus Flush Valve with Trap Primer

Z6000PL-WS1-TP	\$232.35
Z6000PL-WS1-TP-YK	266.15



Z6000PL-WS1-TP

Aquaflush Plus Flush Valves with Bedpan Diverter Valves

Z6000PL-HET-BWN	\$577.35
Z6000PL-WS1-BWN	577.35
Z6000PL-HET-BWN1	577.35
Z6000PL-WS1-BWN1	577.35

Aquaflush® Plus PL Flush Valves, *continued*

Aquaflush Plus ZER Sensor Flush Valves with E-Z Flush Chrome Plastic Cover - Battery Powered



ZER6000PL-HET-CP

CLOSETS	List Price
ZER6000PL-HET-CP	\$520.55
ZER6000PL-WS1-CP	520.55
ZER6000PL-2-HET-CP	533.65
ZER6000PL-2-WS1-CP	533.65
ZER6000PL-3-HET-CP	536.95
ZER6000PL-3-WS1-CP	536.95
ZER6000PL-WS1-BWN-CP	866.25

URINALS	List Price
ZER6001PL-WS1-CP	\$520.55
ZER6003PL-WS1-CP	520.55
ZER6003PL-WS1-CP-TFB	529.95
ZER6003PL-EWS-CP	520.55

Aquaflush Plus ZEMS-IS Exposed Sensor Flush Valves - Hardwired



ZEMS6000PL-HET-IS

CLOSETS	List Price
ZEMS6000PL-HET-IS	\$597.85
ZEMS6000PL-WS1-IS	597.85
ZEMS6000PL-WS1-IS-TFB	607.25
ZEMS6000PL-HET	597.85
ZEMS6000PL-WS1	597.85



ZEMS6003PL-WS1-IS

URINALS	List Price
ZEMS6001PL-WS1-IS	\$582.35
ZEMS6003PL-EWS-IS	582.35
ZEMS6003PL-WS1-IS	582.35
ZEMS6003-PL-WS1-IS-TFB	591.75
ZEMS6003PL-EWS	582.35
ZEMS6003PL-WS1	582.35

Special Items For Sensor Flush Valves

Suffix	Description	List Price
P6000-HW6	Hardwire 6 VDC Power Converter	Each \$ 63.65
P6000-PC6	Plug-in 6 VDC Power Converter	Each 38.65
ZEMS6199-BX17	13" x 17" Stainless Steel Access Panel and Frame for ZEMS Series Flush Valves	Each 309.80
P6000-MJ	Zurn Mini Junction Box with Terminal Strips	Each 222.00

Aquaflush® Flush Valves – Z6000 Series

Supplied with ADA handle and standard control stop cover with stamped wall flange and chemical resistant diaphragm kit.

Exposed Flush Valves For Water Closets



Z6000

	List Price
Z6000-WS1-YB-YC	\$162.55
Z6000-1-WS1-YB-YC	166.45
Z6014-YB-YC	184.95
Z6000-2-WS1-YB-YC	174.20
Z6000-3-WS1-YB-YC	177.20
Z6017-YB-YC	174.20
Z6010-WS1-YB-YC	176.80
Z6010-1-WS1-YB-YC	178.65
Z6010-2-WS1-YB-YC	188.60

Exposed Flush Valves For Urinals



Z6001

Z6001-WS1-YB-YC	\$162.55
-----------------	----------



Z6003

Z6003-WS1-YB-YC	162.55
Z6003-EWS-YB-YC (.5 gpf)	162.55
Z6081-YB-YC	162.55

Closet Concealed Flush Valves*



Z6140

3-3/4" - 12-3/4" 'L' Dim.	List Price
Z6140-WS1-YB	\$238.35
Z6142-WS1-YB (Top Spud)	238.35
Z6143-WS1-YB	212.15
Z6144-WS1-YB	212.10
Z6150-WS1-YB	189.20
Z6152-WS1-YB	196.30
Z6153-WS1-YB	240.05
Z6154-WS1-YB	198.60
Z6155-WS1-YB (Top Spud)	212.30

Urinal Concealed Flush Valves*



Z6190

3-3/4" - 12-3/4" 'L' Dim.	List Price
Z6190-WS1-YB	\$191.00
Z6192-WS1-YB (Top Spud)	318.70
Z6195-WS1-YB	199.95
Z6197-WS1-YB (Top Spud)	318.70

Prison Concealed Flush Valves – Closets and Combi's*



Z6601

3-3/4" - 12-3/4" 'L' Dim.	List Price
Z6601-WS1-YB	\$227.20
Z6603-WS1-YB (Combi)	209.45
Z6611-WS1-YB (Closet)	227.20

Prison Concealed Flush Valves – Urinals*



Z6609

3-3/4" - 12-3/4" 'L' Dim.	List Price
Z6609-WS1-YB (1-1/4")	\$196.90
Z6613-WS1-YB (3/4")	205.80

*For ADA compliance use hydraulic, sensor model, or handle actuated concealed flush valve.

Aquaflush® Flush Valves – Z6000 Series, continued

Hydraulic Prison Concealed Flush Valves

Note: Price includes push button actuator -MBP.

3-3/4" - 12-3/4" 'L' Dim. List Price



ZH6611AV

ZH6603-WS1-MBP-YB (Combi)	\$342.85
ZH6611-WS1-MBP-YB (Closet)	354.05
ZH6609-WS1-MBP-YB (1-1/2" Urinal)	342.85
ZH6613-WS1-MBP-YB (3/4" Urinal)	342.85

Hydraulic Exposed Flush Valves For China Fixtures

Note: Price includes push button actuator.

3-3/4" - 12-3/4" 'L' Dim.

ZH6000-WS1-FW-YB-YC (Closet)	\$363.25
ZH6003-WS1-FW-YB-YC (Urinal)	363.25

Hydraulic Concealed Flush Valves For China Fixtures

Note: Price includes push button actuator.

CLOSETS 3-3/4" - 12-3/4" 'L' Dim.



ZH6140AV

ZH6140-WS1-FW-YB	\$269.60
ZH6142-WS1-FW-YB (Top Spud)	299.80
ZH6150-WS1-FW-YB (For Floor Drains)	256.20
ZH6152-WS1-FW-YB	279.95

URINALS 3-3/4" - 12-3/4" 'L' Dim.

ZH6190-WS1-FW-YB (1-1/4")	\$257.50
ZH6195-WS1-FW-YB (3/4")	257.50
ZH6197-WS1-FW-YB	335.90

Bedpan Washer Flush Valves

Note: ADA compliance 26-1/2" max. rough-in from top of fixture.

	List Price
Z6000-WS1-BWN-YB-YC (26-1/2" Rough-In)	\$503.15
Z6000-WS1-BWN1-YB-YC (34-3/8" Rough-In)	503.15
Z6000-WS1-BWN-HL3-YB-YC	534.95
Z6010-WS1-BWN-YB-YC (26-1/2" Rough-In)	571.30
Z6010-WS1-BWN1-YB-YC (34-3/8" Rough-In)	571.30
Z6011-WS1-BWN-YB-YC – For Use With Grab Bar (26-1/2" Rough-In)	532.10

Hydraulic Bedpan Washer Flush Valves

Note: Price includes push button actuator.

ZH6000-BWN-FW-YB-YC (26-1/2" Rough-In)	\$708.20
ZH6011-BWN-FW-YB-YC (26-1/2" Rough-In)	708.20

For -SW side wall actuation add \$51.95 list.

Flush Valves with Trap Primer

Z6000-WS1-TP-YB-YC (11-1/2" Rough-In)	\$217.30
Z6000-1-WS1-TP-YB-YC (16" Rough-In)	221.20
Z6000-2-WS1-TP-YB-YC (24" Rough-In)	229.00

ZER Sensor Flush Valves with E-Z Flush Chrome Plastic Cover - Battery Powered



ZER6000-CP

	List Price
ZER6000-WS1-CP	\$498.55
ZER6000-1-WS1-CP	504.05
ZER6000-2-WS1-CP	507.65
ZER6000-3-WS1-CP	512.60
ZER6000-WS1-BWN-CP (w/HMK)	875.60
ZER6001-WS1-CP	498.55
ZER6003-WS1-CP	498.55

ZEMS-IS Exposed Sensor Flush Valves - Hardwired



ZEMS6000-IS

ZEMS6000-WS1-YB-YC-IS	\$575.75
ZEMS6000-WS1-YB-YC	575.75
ZEMS6001-WS1-YB-YC-IS	560.70
ZEMS6003-WS1-YB-YC -IS	560.70
ZEMS6003-WS1-YB-YC	560.70

Special Items For Sensor Flush Valves

Suffix	Description	List Price
P6000-HW6	Hardwire 6 VDC Power Converter	Each \$ 63.65
P6000-PC6	Plug-in 6 VDC Power Converter	Each 38.65
ZEMS6199-BX17	13" x 17" Stainless Steel Access Panel and Frame for ZEMS Series Flush Valves	Each 309.80
P6000-MJ	Zum Mini Junction Box with Terminal Strips	Each 222.00

Zurn/Sloan® Flush Valve Cross Reference Guides

Retrofit Kits

Zurn®	Sloan®
ZRK-C-4.5	RESS-G2-C-ROYAL
ZRK-C-3.5	RESS-G2-C-ROYAL
ZRK-C-1.6	RESS-G2-C-ROYAL
ZRK-U-3.0	RESS-G2-U-ROYAL
ZRK-U-1.5	RESS-G2-U-ROYAL
ZRK-U-1.0	RESS-G2-U-ROYAL

Flush Valves

Zurn Aquafush Plus®	Sloan Regal Pro®
Z6000PL	Sloan 110
Z6000PL-YK	Sloan 110-YK
Z6000PL-WS1	Sloan 111
Z6000PL-1	Sloan 113
Z6000PL-1-WS1	Sloan 113-1.6
Z6014PL	Sloan 114
Z6014PL-WS1	Sloan 114-1.6
Z6000PL-2	Sloan 115
Z6000PL-2-WS1	Sloan 115-1.6
Z6000PL-3	Sloan 116
Z6000PL-3-WS1	Sloan 116-1.6
Z6010PL	Sloan 120
Z6010PL-WS1	Sloan 120-1.6
Z6001PL	Sloan 180
Z6001PL-YK	Sloan 180-YK
Z6001PL-WS1	Sloan 180-1
Z6001PL-WS	Sloan 180-1.5
Z6003PL	Sloan 186
Z6003PL-EWS	Sloan 186-0.5
Z6003PL-WS1	Sloan 186-1
Z6017PL	Sloan 117
Z6017PL-H	Sloan 117-H
Z6017PL-H-010	Sloan 117-H-010
Z6017PL-H-015	Sloan 117-H-015
Z6017PL-H-020	Sloan 117-H-020
ZH6000PL	Sloan 910
ZH6000-PL-WS1	Sloan 910-1.6
ZH6150PL	Sloan 950
ZH6001PL	Sloan 980
ZH6001PL-WS1	Sloan 980-1
ZH6001PL-WS	Sloan 980-1.5
ZH6003PL	Sloan 986
ZH6003PL-EWS	Sloan 986-0.5
ZH6003PL-WS1	Sloan 986-1
Z6000PL-TP	Sloan 111-TP
Z6000PL-TP-YK	Sloan 110-TP-YK

Flush Valves

Zurn Aquafush®	Sloan Regal®
Z6000	Regal 110
Z6000-YB-YC	Regal 110XL
Z6000-WS1	Regal 111
Z6000-WS1-YB-YC	Regal 111XL
Z6014	Regal 114
Z6000-2	Regal 115
Z6000-2-YB-YC	Regal 115XL
Z6000-3	Regal 116
Z6000-3-YB-YC	Regal 116XL
Z6017	Regal 117
Z6010	Regal 120
Z6010-YB-YC	Regal 120XL
Z6010-1	Regal 121
Z6010-1-YB-YC	Regal 121XL
Z6010-2	Regal 122
Z6010-2-YB-YC	Regal 122XL
Z6001	Regal 180
Z6001-YB-YC	Regal 180XL
Z6001-WS1	Regal 180-1
Z6001-WS1-YB-YC	Regal 180-1XL
Z6003	Regal 186
Z6003-YB-YC	Regal 186XL
Z6003-WS1	Regal 186-1
Z6003-WS1-YB-YC	Regal 186-1XL
Z6081	Regal 181
Z6087	Regal 187
Z6089	Regal 189
Z6140	Regal 140
Z6140-YB	Regal 140YB
Z6142	Regal 142
Z6142-YB	Regal 142YB
Z6143	Regal 143
Z6143-YB	Regal 143YB
Z6144	Regal 144
Z6144-YB	Regal 144YB
Z6150	Regal 150
Z6150-YB	Regal 150YB
Z6152	Regal 152
Z6152-YB	Regal 152YB
Z6154	Regal 154
Z6154-YB	Regal 154YB
Z6155	Regal 155
Z6155-YB	Regal 155YB
Z6190	Regal 190
Z6190-YB	Regal 190YB
Z6192	Regal 192
Z6195	Regal 195
Z6195-YB	Regal 195YB
Z6197	Regal 197

Hydraulic Valves

Zurn Aquafush®	Sloan Regal®
ZH6603	Regal 9603
ZH6609	Regal 9609
ZH6613	Regal 9613
ZH6000	Regal 910
ZH6017	Regal 917
ZH6010	Regal 920
ZH6000-BWN	Regal BPW-9000
ZH6001	Regal 980
ZH6003	Regal 986
ZH6140	Regal 940
ZH6142	Regal 942
ZH6150	Regal 950
ZH6152	Regal 952
ZH6190	Regal 990
ZH6195	Regal 995

Penal Flush Valves

Zurn Aquafush®	Sloan Regal®
Z6601	Regal 601
Z6601-YB	Regal 601YB
Z6603	Regal 603
Z6603-YB	Regal 603YB
Z6606	Regal 606
Z6606-YB-YC	Regal 606XL
Z6609	Regal 609
Z6609-YB	Regal 609YB
Z6610	Regal 610
Z6610-YB-YC	Regal 610YB
Z6611	Regal 611
Z6611-YB	Regal 611YB
Z6613	Regal 613
Z6613-YB	Regal 613YB
Z6614	Regal 614
Z6614-YB-YC	Regal 614XL
Z6615	Regal 615
Z6615-YB	Regal 615YB
Z6616	Regal 616
Z6616-YB	Regal 616YB
Z6681	Regal 681

Bedpan Washer Flush Valves

Zurn Aquafush®	Sloan Regal®
Z6000-BWN	BPW 1000
Z6000-BWN-YB-YC	BPW 1000XL
Z6010-BWN	BPW 1010
Z6011-BWN	BPW 1150
Z6020-BWN	BPW 1020
Z6030-BWN	BPW 1030
Z6040-BWN	BPW 1040
ZH6000-BWN-FW	BPW 9000



Aquaparts[®]

PARTS AND ASSEMBLIES

CONSUMER LIST PRICE GUIDE



Aquaparts
Parts and Assemblies

JANUARY 2012

Aquaparts® Parts and Assemblies Table of Contents

Repair Parts and Repair Kits

A	Flush Tubes with Vacuum Breaker for AquaVantage® and Aquaflush®	39
B	Vacuum Breaker Repair Kits for AquaVantage® and Aquaflush®	40
C, D	Control Stop Kits for AquaVantage® and Aquaflush®	40
E	Internal Kits and Assemblies	41-42
G, H	Wall Flanges, Spud Connections and Couplings for AquaVantage® and Aquaflush®	42
J, K	Tailpiece Extensions and Coupling Nut Assemblies for AquaVantage® and Aquaflush®	43
L, M	Valve Caps and Handle Parts for AquaVantage® and Aquaflush® Exposed Flush Valves	44
METRO	Metroflush® Flush Valve Parts	44
N	Concealed Valve Actuator Assemblies and Repair Parts for AquaVantage® and Aquaflush®	45-46
P	Diverter Parts for Bedpan Washers	47
TPO	Trap Primer Parts for AquaVantage and Aquaflush® Valves	47
Q	Miscellaneous Flush Connections and Elbows for AquaVantage® and Aquaflush® Concealed Valves	48
	Miscellaneous Valve Parts and Accessories	49
	E-Z Flush®/Optima Plus Change-Out Kits	49
	Handle/Optima Plus Change-Out Kits	50
ZH	Hydraulic Series Flush Valve Repair Kits and Parts for AquaVantage® and Aquaflush® Valves	50-51
ZEMS	AquaSense® ZEMS Electronic Sensor Replacement Parts	51
ZESS	AquaSense® ZESS Electronic Sensor Replacement Parts	52
ZR	AquaSense® RetroFlush® Battery Sensor Replacement Parts	52-53
ZERK	AquaSense® E-Z Flush® Battery Sensor Replacement Parts	53
ZHD	AquaSense® Sensor-Operated Hand Dryers	53
ZTS	EcoVantage® Battery Sensor Flush Valves – ZTS Series	53
	Z5795 Waterfree Urinal Parts	54
ZEG	EcoVantage® Pint Urinal Parts	54
ZEF	AquaSense® Electronic Sensor-Operated Faucets	55
ZBF	AquaSense® E-Z Sensor-Operated Faucets Replacement Parts	56-57
	Miscellaneous Sensor-Operated Faucet Parts	58

Product Number and Page Index	59-61
Zurn/Sloan Comparison Guide	62-64
Product/Parts Identification Exploded Views	65-86
AquaVantage® AV Valves	65
Aquaflush® Valves	66
AquaVantage® and Aquaflush® Concealed Replacement Parts	67
Metroflush® Replacement Parts	68
AquaVantage® and Aquaflush® Hydraulic-Operated Replacement Parts	69
Bedpan Washer (New Style) Parts Replacement Guide	70
ZGEN6200EV HydroVantage® Valve Replacement Parts	71
ZGEN6200EV HydroVantage® Electronics	72
ZEMS-IS Series Replacement Parts	73
ZEMS Closet Series Replacement Parts	74
ZEMS Urinal Valve Replacement Parts	75
E-Z Flush® Replacement Parts	76
RetroFlush® Replacement Parts	77
EcoVantage® Pint ZEG6003AV Replacement Parts	78
EcoVantage® Generation II Pint Urinal ZEG6003EV Replacement Parts	79
AquaSense® E-Z Sensor Faucet Series Z6912, Z6913, Z6915 Replacement Parts	80
AquaSense® E-Z Sensor Faucet Series Z6914 and Z6917 Replacement Parts	81
Z6919 and Z6919-ADM Sensor Faucet Replacement Parts	82
Z6920 (Deck Mount) and Z6922 (Back Mount) Sensor Faucet Replacement Parts	83
Z6923 Gooseneck Faucet Replacement Parts	84
Z6903 Sensor Faucet Series Replacement Parts	85
Z5795 Waterfree Urinal Repair Parts	86
Zurn Wonder Wrench	87
Aquaparts Terms and Conditions	90

Abbreviations

CP	Chrome Plated	SD	Screwdriver
EWS	Extra Water Saver	ULF	Ultra Low Flow
FF	Full Flow	VP	Vandal Proof
GJ	Ground Joint	WH	Wheel Handle
HET	High Efficiency Toilet	WS	Water Saver
PB	Push Button	WS1	Low Consumption
PWS	Partial Water Saver	YO	Seat Bumper
RB	Rough Brass		

Flush Tubes with Vacuum Breaker for AquaVantage® and Aquaflush®

A

Product Number	Description	Unit Price
P6000-AA-CP	Vacuum Breaker Nut/Coupling - CP	\$ 10.05
P6000AV-AA-CP	Vacuum Breaker Nut/Coupling AV - CP	10.05
P6000-AA-RB	Vacuum Breaker Nut/Coupling - RB	9.30
P6003-A-CP	3/4" x 9" Flush Tube/Vacuum Breaker less Nut - CP	21.60
P6003-A-AA-CP	3/4" x 9" Flush Tube/Vacuum Breaker with Nut - CP	26.05
P6003-1-A-CP**	3/4" x 13" Flush Tube/Vacuum Breaker less Nut - CP	36.40
P6003-1-A-AA-CP**	3/4" x 13" Flush Tube/Vacuum Breaker with Nut - CP	40.40
P6003-2-A-CP	3/4" x 21" Flush Tube/Vacuum Breaker less Nut - CP	44.60
P6003-2-A-AA-CP	3/4" x 21" Flush Tube/Vacuum Breaker with Nut - CP	48.75
P6003-3-A-CP**	3/4" x 24" Flush Tube/Vacuum Breaker less Nut - CP	47.85
P6003-3-A-AA-CP**	3/4" x 24" Flush Tube/Vacuum Breaker with Nut - CP	51.95
P6001-A-CP	1-1/4" x 9" Flush Tube/Vacuum Breaker less Nut - CP	21.60
P6001-A-AA-CP	1-1/4" x 9" Flush Tube/Vacuum Breaker with Nut - CP	26.05
P6001-1-A-CP**	1-1/4" x 13" Flush Tube/Vacuum Breaker less Nut - CP	36.40
P6001-1-A-AA-CP**	1-1/4" x 13" Flush Tube/Vacuum Breaker with Nut - CP	40.40
P6001-2-A-CP	1-1/4" x 21" Flush Tube/Vacuum Breaker less Nut - CP	44.60
P6001-2-A-AA-CP	1-1/4" x 21" Flush Tube/Vacuum Breaker with Nut - CP	48.75
P6001-3-A-CP**	1-1/4" x 24" Flush Tube/Vacuum Breaker less Nut - CP	47.85
P6001-3-A-AA-CP**	1-1/4" x 24" Flush Tube/Vacuum Breaker with Nut - CP	51.95
P6000-A-CP	1-1/2" x 9" Flush Tube/Vacuum Breaker less Nut - CP	21.60
P6000-A-AA-CP	1-1/2" x 9" Flush Tube/Vacuum Breaker with Nut - CP	26.05
P6000-1-A-CP	1-1/2" x 13" Flush Tube/Vacuum Breaker less Nut - CP	36.40
P6000-1-A-AA-CP	1-1/2" x 13" Flush Tube/Vacuum Breaker with Nut - CP	40.40
P6000-2-A-CP	1-1/2" x 21" Flush Tube/Vacuum Breaker less Nut - CP	44.60
P6000-2-A-AA-CP	1-1/2" x 21" Flush Tube/Vacuum Breaker with Nut - CP	48.75
P6000-3-A-CP	1-1/2" x 24" Flush Tube/Vacuum Breaker less Nut - CP	47.85
P6000-3-A-AA-CP	1-1/2" x 24" Flush Tube/Vacuum Breaker with Nut - CP	51.95
P6000-30-A-CP	1-1/2" x 30" Flush Tube/Vacuum Breaker less Nut - CP	56.60
P6000-30-A-AA-CP	1-1/2" x 30" Flush Tube/Vacuum Breaker with Nut - CP	60.80
P6000-36-A-CP	1-1/2" x 36" Flush Tube/Vacuum Breaker less Nut - CP	59.75
P6000-36-A-AA-CP	1-1/2" x 36" Flush Tube/Vacuum Breaker with Nut - CP	63.75
P6003-A-RB**	3/4" x 9" Flush Tube/Vacuum Breaker less Nut - RB	35.00
P6003-10-A-RB	3/4" x 10" Flush Tube/Vacuum Breaker less Nut - RB	35.75
P6003-1-A-RB	3/4" x 13" Flush Tube/Vacuum Breaker less Nut - RB	36.50
P6001-10-A-RB	1-1/4" x 10" Flush Tube/Vacuum Breaker less Nut - RB	35.75
P6000-A-RB**	1-1/2" x 9" Flush Tube/Vacuum Breaker less Nut - RB	35.00
P6000-1-A-RB**	1-1/2" x 13" Flush Tube/Vacuum Breaker less Nut - RB	36.65
P6000-2-A-RB	1-1/2" x 21" Flush Tube/Vacuum Breaker less Nut - RB	44.95
P6000-3-A-RB**	1-1/2" x 24" Flush Tube/Vacuum Breaker less Nut - RB	45.90
P6000-12.5-A-RB	1-1/2" x 12-1/2" Flush Tube/Vacuum Breaker less Nut - RB	34.60
P6000-17-A-RB**	1-1/2" x 17" Flush Tube/Vacuum Breaker less Nut - RB	40.20
P6000-30-A-RB**	1-1/2" x 30" Flush Tube/Vacuum Breaker less Nut - RB	51.65
P6000-18A-01.5	1-1/2" x 18" Flush Tube with 1-1/2" Offset	136.55
P6000-22A-01.0**	1-1/2" x 22" Flush Tube with 1" Offset	151.35
P6000-22A-01.5**	1-1/2" x 22" Flush Tube with 1-1/2" Offset	151.35
P6000-22A-2.0**	1-1/2" x 22" Flush Tube with 2" Offset	151.35
P6000-24A-01.0	1-1/2" x 24" Flush Tube with 1" Offset	156.60
P6000-24A-01.5	1-1/2" x 24" Flush Tube with 1-1/2" Offset	156.60
P6000-24A-02.0	1-1/2" x 24" Flush Tube with 2" Offset	156.60
P6000-30A-01.0**	1-1/2" x 30" Flush Tube with 1" Offset	171.20
P6000-30A-01.5**	1-1/2" x 30" Flush Tube with 1-1/2" Offset	171.20
P6000-30A-02.0**	1-1/2" x 30" Flush Tube with 2" Offset	171.20

**NOTE: Not Stock Items – Call factory for availability and lead times (1-800-997-3876).

AquaParts
Repair Parts and Repair Kits

When ordering parts, always list product number and description.

Vacuum Breaker Repair Kits for AquaVantage® and Aquaflush®

B

Product Number	Description	Unit Price
P6000-B	Vacuum Breaker Repair Kit	\$ 3.70
P6000-B-HP	High Pressure Vacuum Breaker Repair Kit	3.80
P6000-B20	Friction Washer	0.35
P6000-AVB-CP	Vacuum Breaker - CP	26.05
P6003-A-F29	3/4" x 8-1/2" Special Flanged Flush Tube	23.25

Control Stop Kits for AquaVantage® and Aquaflush®

C,D

Product Number	Description	Unit Price
P6000-C-SD-CP	1" SD Stop - CP	\$55.10
P6000AV-C-SD-CP	1" SD Stop - CP with Vandal-Resistant Cover (AV)	68.30
P6003AV-C-SD-CP	3/4" SD Stop - CP with Vandal-Resistant Cover (AV)	68.30
P6000-C-WH-CP	1" WH Stop - CP	55.10
P6000-C-WH-RB	1" WH Stop - RB	53.05
P6000-CG-SD-CP	1" SD GJ Straight Stop - CP	71.00
P6000-CG-WH-CP	1" WH GJ Straight Stop - CP	71.00
P6003-C-SD-CP	3/4" SD Stop - CP	55.10
P6003-C-WH-CP	3/4" WH Stop - CP	55.10
P6003-C-WH-RB	3/4" WH Stop - RB	53.05
P6000-C30	Snap Ring/Lock Ring	0.80
P6000-C31	O-Ring for Tailpiece	1.25
P6000-C32-CP	Stop Nut/Coupling - CP	6.95
P6000-C32-RB	Stop Nut/Coupling - RB	5.55
P6000-C32-G-CP	Stop Nut/Coupling GJ - CP	7.45
P6000-C32-G-RB	Stop Nut/Coupling GJ - RB	6.60
P6000-C33	Stop Snap Cap Screw Cover	2.05
P6000-C34-CP	Stop Cap/Bonnet - CP	10.40
P6000-C34-YO	Stop Cap with YO	13.00
P6000-C34-RB	Stop Cap/Bonnet - RB	9.65
P6000-D35	Adjusting Screw	2.05
P6000-C33-WH	Wheel Handle with Handle Screw	2.35
P6000-D-SD	SD Stop Valve Repair Kit - 1"	11.90
P6000-D-WH	WH Stop Valve Repair Kit - 1"	14.05
P6003-D-SD	SD Stop Valve Repair Kit - 3/4"	11.90
P6003-D-WH	WH Stop Valve Repair Kit - 3/4"	14.05
P6000-D42	Seal/Plug Seat for 1" and 3/4"	1.85
PS6003-C33	3/4" Cap CP - H582 - Royal	12.45
PS6003-D	3/4" Stop Valve Repair Kit - H543AA - Royal	11.90
P6000-VC	Vandal-Resistant Control Stop Cover - 1" and 3/4" Zurn	11.90
P6000-VC-W-VP	Vandal-Resistant Control Stop Cover Wrench	0.45
P6000-VC-SS	Setscrew for VC Cover	0.65

Internal Kits and Assemblies

AquaVantage® Diaphragm Kits*

Product Number	Description	Unit Price
P6000-ECA-FF	Closet Repair Kit Chemical and Clog Resistant Triple Filter - 4.5 gal.	\$45.60
P6000-ECA-HET	Closet Repair Kit Chemical and Clog Resistant Triple Filter - 1.28 gal.	45.60
P6000-ECA-WS	Closet Repair Kit Chemical and Clog Resistant Triple Filter - 3.5 gal.	45.60
P6000-ECA-WS1	Closet Repair Kit Chemical and Clog Resistant Triple Filter - 1.6 gal.	45.60
P6000-ECA-PWS	Closet Repair Kit Chemical and Clog Resistant Triple Filter - 2.4 gal.	45.60
P6000-EUA-FF	Urinal Repair Kit Chemical and Clog Resistant Triple Filter - 3.0 gal.	45.60
P6000-EUA-ULF	Urinal Repair Kit Chemical and Clog Resistant Triple Filter - 0.125 gal.	45.60
P6000-EUA-WS	Urinal Repair Kit Chemical and Clog Resistant Triple Filter - 1.5 gal.	45.60
P6000-EUA-WS1	Urinal Repair Kit Chemical and Clog Resistant Triple Filter - 1.0 gal.	45.60
P6000-EUA-EWS	Urinal Repair Kit Chemical and Clog Resistant Triple Filter - .5 gal.	45.60

AquaVantage® Flush Valve Advantage Rebuild Kits*

Product Number	Description	Unit Price
P6000-ECA-FF-RK	Closet Rebuild Kit - 4.5 gal.	\$53.65
P6000-ECA-HET-RK	Closet Rebuild Kit - 1.28 gal.	53.65
P6000-ECA-WS-RK	Closet Rebuild Kit - 3.5 gal.	53.65
P6000-ECA-WS1-RK	Closet Rebuild Kit - 1.6 gal.	53.65
P6000-ECA-PWS-RK	Closet Rebuild Kit - 2.4 gal.	53.65
P6000-EUA-FF-RK	Urinal Rebuild Kit - 3.0 gal.	53.65
P6000-EUA-ULF-RK	Urinal Rebuild Kit - 0.125 gal.	53.65
P6000-EUA-WS-RK	Urinal Rebuild Kit - 1.5 gal.	53.65
P6000-EUA-WS1-RK	Urinal Rebuild Kit - 1.0 gal.	53.65
P6000-EUA-EWS-RK	Urinal Rebuild Kit - .5 gal.	53.65

*NOTE: Standard Packaging – Items are boxed. For Plastic Clam Shell Packaging Order Suffix -CS (Ex: P6000-ECA-WS1-CS or P6000-ECA-WS1-RK-CS).
Rebuild Kit Contains: Valve Repair Kit, Handle Repair Kit, Vacuum Breaker Repair Kit and Tailpiece O-Ring.

Aquaflush® Diaphragm Kits

Product Number	Description	Unit Price
P6000-ECR-FF	Closet Repair Kit - 4.5 gal.	\$23.35
P6000-ECR-WS	Closet Repair Kit - 3.5 gal.	23.35
P6000-ECR-WS1	Closet Repair Kit - 1.6 gal.	32.55
P6000-ECR-PWS	Closet Repair Kit - 2.4 gal.	32.55
P6000-EUR-FF	Urinal Repair Kit - 3.0 gal.	23.35
P6000-EUR-WS	Urinal Repair Kit - 1.5 gal.	23.35
P6000-EUR-WS1	Urinal Repair Kit - 1.0 gal.	32.55
P6000-EUR-EWS	Urinal Repair Kit - .5 gal.	32.55

Aquaflush® Flush Valve Rebuild Kits*

Product Number	Description	Unit Price
P6000-ECR-FF-RK	Rebuild Kit for 4.5 gal. Closet	\$30.65
P6000-ECR-WS-RK	Rebuild Kit for 3.5 gal. Closet/Urinal	30.65
P6000-ECR-WS1-RK	Rebuild Kit for 1.6 gal. Closet	37.65
P6000-ECR-PWS-RK	Rebuild Kit for 2.4 gal. Closet	37.65
P6000-EUR-FF-RK	Rebuild Kit for 3.0 gal. Urinal	30.65
P6000-EUR-WS-RK	Rebuild Kit for 1.5 gal. Urinal	30.65
P6000-EUR-WS1-RK	Rebuild Kit for 1.0 gal. Urinal	37.65
P6000-EUR-EWS-RK	Rebuild Kit for .5 gal. Urinal	37.65

*NOTE: Standard Packaging – Items are boxed. For Plastic Clam Shell Packaging Order Suffix -CS (Ex: P6000-ECA-WS1-CS or P6000-ECA-WS1-RK-CS).
Rebuild Kit Contains: Valve Repair Kit, Handle Repair Kit, Vacuum Breaker Repair Kit and Tailpiece O-Ring.

Internal Kits and Assemblies, continued

E

Aquaflush® Valves Internal Parts and Kits

Product Number	Description	Unit Price
P6000-EC13	Trip Mechanism/Relief Valve for Closet	\$ 6.40
P6000-EU13	Trip Mechanism/Relief Valve for Urinal	6.40
P6000-E14	Molded Disc	5.40
P6000-EG	Guide Assembly - Old Style with Reversible Flow Ring (For Black Segmented Diaphragm)	5.20
P6000-EG-WS1	Low Consumption Guide Assembly - LC - 1.6 gal. - Old Style	11.90
P6000-EGU-WS1	Low Consumption Guide Assembly - 1.0 gal. Urinal - Old Style	11.90
P6000-EGR	Guide Assembly with 3 Flow Rings for Aquaflush Chemical Resistant Diaphragm	11.90
P6000-EUR-FP	Foot Pedal Repair Kit - Urinal	30.35
P6000-ECR-FP	Foot Pedal Repair Kit - Closet	30.35
P6000-EER	Diaphragm Repair Kit	13.30
P6000-ER15	Aquaflush Diaphragm - Chemical Resistant (Light Blue)	6.80
P6000-E16	Reversible Flow Ring - Old Style for Black Segmented Diaphragm	2.40
P6000-E16-WS1	Flow Ring for Closet 1.6 gal. - Old Style for Black Segmented Diaphragm	2.40
P6000-E16-LP	Flow Ring for Closet 6.0 gal. - Old Style for Black Segmented Diaphragm	2.40
P6017-ECR	Repair Kit - 6.0 gal	38.70
P6000-KWIK-TURN	Tool for Disassembling Internal Kits	8.35

Wall Flanges, Spud Connections, and Couplings for AquaVantage® and Aquaflush®

G,H

Product Number	Description	Unit Price
P6003-G	3/4" Wall Flange	\$ 5.10
P6000-G	1" Wall Flange	5.10
P6001-G-TUBE	1-1/4" Tube Flange	6.80
P6000-G-TUBE	1-1/2" Tube Flange	6.80
P6003-H	3/4" Spud Escutcheon and Coupling Assembly	16.00
P6001-H	1-1/4" Spud Escutcheon and Coupling Assembly	16.00
P6000-H	1-1/2" Spud Escutcheon and Coupling Assembly	16.00
P6003-H26	3/4" Fiber Washer	0.25
P6001-H26	1-1/4" Fiber Washer	0.25
P6000-H26	1-1/2" Fiber Washer	0.25
P6003-H27	3/4" Spud Rubber Gasket	0.55
P6001-H27	1-1/4" Spud Rubber Gasket	0.55
P6000-H27	1-1/2" Spud Rubber Gasket	0.55
P6003-H28	3/4" Spud Escutcheon	6.20
P6001-H28	1-1/4" Spud Escutcheon	6.20
P6000-H28	1-1/2" Spud Escutcheon	6.20
P6003-HN-CP	3/4" Spud/Coupling Nut and Gaskets - CP	9.55
P6001-HN-CP	1-1/4" Spud/Coupling Nut and Gaskets - CP	9.55
P6000-HN-CP	1-1/2" Spud/Coupling Nut and Gaskets - CP	9.55
P6003-HN-RB	3/4" Spud/Coupling Nut and Gaskets - RB	6.80
P6001-HN-RB	1-1/4" Spud/Coupling Nut and Gaskets - RB	8.35
P6000-HN-RB	1-1/2" Spud/Coupling Nut and Gaskets - RB	6.80
P6000-HNS-CP	1-1/2" Coupling Nut and P30 Flat Gasket - CP	8.45
P6000-HNS-RB	1-1/2" Coupling Nut and P30 Flat Gasket - RB	7.70

Tailpiece Extensions and Coupling Nut Assemblies for AquaVantage® and Aquaflush®



Product Number	Description	Unit Price
P6000-J1	Tailpiece Assembly 2-1/8" to Rough-in – 4-1/4" - 5-1/4"	\$16.20
P6000-J2	Tailpiece Assembly 2-3/4" to Rough-in – 5" - 5-3/4"	20.30
P6000-J3	Tailpiece Assembly 3-3/8" to Rough-in – 5-1/2" - 6-1/4"	24.65
P6000-J4	Tailpiece Assembly 4" to Rough-in – 6" - 7"	28.85
P6000-J5	Tailpiece Assembly 4-5/8" to Rough-in – 6-3/4" - 7-1/2"	33.05
P6000-J6	Tailpiece Assembly 5-1/4" to Rough-in – 7-1/4" - 8-1/4"	37.70
P6000-J7	Tailpiece Assembly 5-7/8" to Rough-in – 8" - 8-3/4"	43.10
P6000-J9	Tailpiece Assembly 1-3/4" to Rough-in – 4-3/4" - 5" (For J10 Adapter)	15.90
P6000-J10	Ground Joint Control Stop Adapter	24.30
P6000-J11	Tailpiece Adapter Rough-in – 6" - 7-3/4"	25.60
P6000-J12	Tailpiece Adapter Rough-in – 7" - 8-3/4"	33.60
P6000-J13	1-1/4" NPT Female x 1" NPT Male - CP Adapter for 1-1/4" Back Straight Inlet	10.15
P6000-J1G-CP	Tailpiece for GJ-CP - 1-3/4"	12.10
P6000-J1G-RB	Tailpiece for GJ-RB - 1-3/4"	11.35
P6000-C30	Snap Ring/Lock Ring	0.80
P6000-C31	O-Ring for Tailpiece	1.25
P6000-C32-CP	Stop Nut/Coupling - CP	6.95
P6000-C32-RB	Stop Nut/Coupling - RB	5.55
P6000-C32-G-CP	Stop Nut/Coupling GJ - CP	7.45
P6000-C32-G-RB	Stop Nut/Coupling GJ - RB	6.60
P6000-FA	AquaVantage, Aquaflush, and Metroflush Tailpiece Filter	7.00
P6003-ULF-TPR	Pint-ULF, Z, ZER, and ZEMS Series Flow Restrictor	6.50
PEG6003-FA	Pint ZEG6003AV Tailpiece Filter	7.00
PEG6003-FA-G2	Pint ZEG6003EV Tailpiece Filter	7.00
PGEN6200-FA	ZGEN HydroVantage Tailpiece Filter	7.00

AquaParts
Repair Parts and Repair Kits

Valve Caps and Handle Parts for AquaVantage® and Aquaflush® Exposed Flush Valves



Product Number	Description	Unit Price
P6000-L	Inside Plastic Cover	\$ 8.10
P6000-LL-CP	Outside Brass Cover - CP	26.70
P6000-LL-RB	Outside Brass Cover - RB	24.45
P6000-LLS	Chrome-Plated Outside Brass Replacement Cover for Sloan Royal and Regal Flush Valves	26.70
P6000-M-ADA	Handle Assembly for Exposed Valve (ADA Compliant)	20.30
P6000-M-ADA-BG-DF	BioCare Dual Flush Handle Assembly	93.90
P6000AV-M-ADA	Handle Assembly AV for Exposed Valve	20.30
P6000-M-ADA-DF	Dual Flush Handle Assembly	66.10
P6000-M-BG	BioCare Handle Assembly (ADA Compliant)	42.80
P6000-MH	Handle Assembly for Exposed Valve (Front)	21.10
P6000-ML	Small Push Button Assembly for Exposed Valve	22.60
P6000-ML3	3" Push Button Assembly for Exposed Valve	32.95
P6000-MYW	Foot Pedal Assembly for Exposed Valve	123.80
P6000-M1-CP	Handle Nut/Coupling - CP	6.50
P6000-M1-RB	Handle Nut/Coupling - RB	6.05
P6000-M4	Handle (Grip Only)	9.10
P6000-M4-ADA	Handle ADA Compliant (Grip Only)	12.10
P6000-M4-BG	BioCare Handle (ADA Compliant)	31.65
P6000-ML4	Small Push Button	11.20
P6000-ML3-4	3" Push Button Replacement Kit	33.75
P6000-MYW4	Foot Pedal	56.45
P6000-M9	Seal	1.15
P6000-M10	Handle Gasket	0.45
P6000-MK	Handle Repair Kit for Exposed Valve (Side) - Zurn No Leak	4.00
P6000-MHK	Handle Repair Kit for Exposed Valve (Front) - Zurn No Leak	5.55
P6000-MYWK	Foot Pedal Repair Kit for Exposed Flush Valve	123.80
P6000-FV-WRENCH	Zurn Wonder Wrench (See Page 87)	52.85

Metroflush® Flush Valve Parts

METRO

Product Number	Description	Unit Price
P6200-EC-WS	Metroflush Repair Kit - Closet 3.5 gal.	\$27.25
P6200-EC-WS1	Metroflush Repair Kit - Closet 1.6 gal.	27.25
P6200-EC-HET	Metroflush Repair Kit - Closet 1.28 gal.	27.25
P6203-EU-WS	Metroflush Repair Kit - Urinal 1.5 gal.	27.25
P6203-EU-WS1	Metroflush Repair Kit - Urinal 1.0 gal.	27.25
P6200-LL-CG	Cover Gasket Z6200 Series	1.00
P6200-LL-CP	Outside Brass Cover - CP	27.55
P6000-M-ADA	Handle Assembly - ADA	20.30
P6000-M10	Handle Gasket	0.45
P6000-MK	Handle Repair Kit	4.25
P6200-MS	Main Seat for Metro Valve	12.20
P6200P-LL-CP	Outer Brass Cover with Gasket and Adjusting Screw	26.70
P6200P-EC-WS1	Internal Piston Kit - Closet 1.6 gpf	24.30
P6200P-EU-WS1	Internal Piston Kit - Urinal 1.0 gpf	24.30
P6200PEV-EU-EWS	Internal Piston Kit - Urinal 0.5 gpf	24.30
P6200P-C-SD-CP	Control Stop	55.10
P6200P-D-SD	Control Stop Repair Kit	11.90
P6200PEV-LL-CP	Outer Brass Cover with Gasket and Adjusting Screw	26.70
P6200PEV-EC-WS1	Internal Piston Kit - Closet 1.28 gpf	24.30

Concealed Valve Actuator Assemblies and Repair Parts for AquaVantage® and Aquaflush®



Handle Assemblies for Concealed Valves

Product Number	Description	Unit Price
P6000-N-3.75L	Handle Assembly - 3-3/4" 'L' Dim.	\$100.15
P6000-N-4.75L	Handle Assembly - 4-3/4" 'L' Dim.	105.20
P6000-N-5.75L	Handle Assembly - 5-3/4" 'L' Dim.	110.35
P6000-N-6.75L	Handle Assembly - 6-3/4" 'L' Dim.	115.40
P6000-N-7.75L	Handle Assembly - 7-3/4" 'L' Dim.	120.40
P6000-N-8.75L	Handle Assembly - 8-3/4" 'L' Dim.	125.45
P6000-N-9.75L	Handle Assembly - 9-3/4" 'L' Dim.	130.50
P6000-N-10.75L	Handle Assembly - 10-3/4" 'L' Dim.	136.20
P6000-N-11.75L	Handle Assembly - 11-3/4" 'L' Dim.	140.60
P6000-N-12.75L	Handle Assembly - 12-3/4" 'L' Dim.	145.75
P6000-N-13.75L	Handle Assembly - 13-3/4" 'L' Dim.	150.75
P6000-N-14.75L	Handle Assembly - 14-3/4" 'L' Dim.	155.80

Small Push Button Assemblies for Concealed Valves

Product Number	Description	Unit Price
P6000-NL-3.75L	Small Push Button Assembly - 3-3/4" 'L' Dim.	\$104.30
P6000-NL-4.75L	Small Push Button Assembly - 4-3/4" 'L' Dim.	109.35
P6000-NL-5.75L	Small Push Button Assembly - 5-3/4" 'L' Dim.	114.35
P6000-NL-6.75L	Small Push Button Assembly - 6-3/4" 'L' Dim.	119.40
P6000-NL-7.75L	Small Push Button Assembly - 7-3/4" 'L' Dim.	124.45
P6000-NL-8.75L	Small Push Button Assembly - 8-3/4" 'L' Dim.	129.50
P6000-NL-9.75L	Small Push Button Assembly - 9-3/4" 'L' Dim.	134.40
P6000-NL-10.75L	Small Push Button Assembly - 10-3/4" 'L' Dim.	139.70
P6000-NL-11.75L	Small Push Button Assembly - 11-3/4" 'L' Dim.	144.70
P6000-NL-12.75L	Small Push Button Assembly - 12-3/4" 'L' Dim.	149.65
P6000-NL-13.75L	Small Push Button Assembly - 13-3/4" 'L' Dim.	154.80
P6000-NL-14.75L	Small Push Button Assembly - 14-3/4" 'L' Dim.	159.85

Large Push Button Assemblies for Concealed Valves

Product Number	Description	Unit Price
P6000-NL3-3.75L	3" Push Button Assembly - 3-3/4" 'L' Dim.	\$151.20
P6000-NL3-4.75L	3" Push Button Assembly - 4-3/4" 'L' Dim.	156.50
P6000-NL3-5.75L	3" Push Button Assembly - 5-3/4" 'L' Dim.	161.75
P6000-NL3-6.75L	3" Push Button Assembly - 6-3/4" 'L' Dim.	166.90
P6000-NL3-7.75L	3" Push Button Assembly - 7-3/4" 'L' Dim.	172.15
P6000-NL3-8.75L	3" Push Button Assembly - 8-3/4" 'L' Dim.	177.45
P6000-NL3-9.75L	3" Push Button Assembly - 9-3/4" 'L' Dim.	182.60
P6000-NL3-10.75L	3" Push Button Assembly - 10-3/4" 'L' Dim.	154.15
P6000-NL3-11.75L	3" Push Button Assembly - 11-3/4" 'L' Dim.	198.70
P6000-NL3-12.75L	3" Push Button Assembly - 12-3/4" 'L' Dim.	203.95
P6000-NL3-13.75L	3" Push Button Assembly - 13-3/4" 'L' Dim.	209.10
P6000-NL3-14.75L	3" Push Button Assembly - 14-3/4" 'L' Dim.	214.30

AquaParts
Repair Parts and Repair Kits

Concealed Valve Actuator Assemblies and Repair Parts for AquaVantage® and Aquaflush®, continued



Foot Pedal Assemblies for Concealed Valves

Product Number	Description	Unit Price
P6000-NYW-3.75L	Pedal Assembly - 3-3/4" 'L' Dim.	\$181.00
P6000-NYW-4.75L	Pedal Assembly - 4-3/4" 'L' Dim.	187.50
P6000-NYW-5.75L	Pedal Assembly - 5-3/4" 'L' Dim.	192.20
P6000-NYW-6.75L	Pedal Assembly - 6-3/4" 'L' Dim.	200.60
P6000-NYW-7.75L	Pedal Assembly - 7-3/4" 'L' Dim.	207.20
P6000-NYW-8.75L	Pedal Assembly - 8-3/4" 'L' Dim.	213.60
P6000-NYW-9.75L	Pedal Assembly - 9-3/4" 'L' Dim.	220.20
P6000-NYW-10.75L	Pedal Assembly - 10-3/4" 'L' Dim.	226.70
P6000-NYW-11.75L	Pedal Assembly - 11-3/4" 'L' Dim.	241.50
P6000-NYW-12.75L	Pedal Assembly - 12-3/4" 'L' Dim.	248.30
P6000-NYW-13.75L	Pedal Assembly - 13-3/4" 'L' Dim.	255.05
P6000-NYW-14.75L	Pedal Assembly - 14-3/4" 'L' Dim.	261.75

Miscellaneous Actuator Repair Parts

Product Number	Description	Unit Price
P6000-N1	Wall Flange	\$17.70
P6000-N1B	Wall Flange for Access Panel	39.90
P6000-N1B-W	Wrench for Wall Flange for Access Panel	29.70
P6000-N3	Adjusting Nut (Flat)	7.10
P6000-N3B	Adjusting Nut (Bell Escutcheon)	13.70
P6000-M10	Handle Gasket	0.45
P6000-M9	Seal	1.15
P6000-M1-RB	Handle Nut/Coupling - RB	6.05
P6000-M4	Handle	9.10
P6000-NK	Repair Kit for Concealed Valve and Concealed Foot Pedal Valve	7.50
P6000-ML4	Small Push Button - CP	11.20
P6000-ML3-4	3" Push Button Replacement Kit	33.75
P6000-MYW4	Foot Pedal	56.45
P6000-NYW2	Screw - CP	1.15
P6000-NYW3	Flange with Setscrew	93.90
P6000-C36-RB	Handle Nut Solid with Gasket for Concealed Valves - RB	6.05

AquaParts
Repair Parts and Repair Kits

Diverter Parts for Bedpan Washers

Product Number	Description	Unit Price
P6000-P3	Spray Disc*	\$ 2.25
P6000-P4	Spray Disc Screw*	1.90
P6000-P8	Wall Flange with Setscrew	28.90
P6000-P8-1	Support Rod - 5-3/4"	16.25
P6000-P8-3	Offset Support Rod	19.05
P6000-P15	Bottom Tube	15.00
P6000-P50	Optional Wall Plate for ZH Push Button Assembly	38.45
P6000-P15-LO	Bottom Tube for Lower Offset	39.80
P6000-PN18	Spray Arm Assembly, 12"	81.10
P6000-PN19	Spray Arm Repair Kit (Includes O-Ring, Spray Disc, Screen, and Screw)	9.20
P6000-PN20	Elbow Assembly	71.15
P6000-PN21	Diverter Body	250.00
P6000-PN22	Bedpan Diverter Rebuild Kit (Includes P6000-PN19 and P6000-PN20)	12.90

*Included in Diverter Repair Kit.

Trap Primer Parts for AquaVantage® and Aquaflush® Valves

Product Number	Description	Unit Price
P6000-R1	Elbow Insert for Trap Primer (for -WS1 Valves)	\$20.45
P6000-TPE	Trap Primer Elbow (for Concealed Valves)	43.65
P6000-TPF	Trap Primer Fittings (for Exposed Valves)	29.70

Full Trap Primer Assemblies can be found on page 23 in the Flush Valve Products section of this price guide.

Miscellaneous Flush Connections and Elbows for AquaVantage® and Aquaflush® Concealed Valves

Q

Flush Connections and Elbows

Product Number	Description	Unit Price
P6000-QT1-4-CP	1-1/2" x 4" Flanged Tube - CP	\$12.70
P6000-QT1-6-CP	1-1/2" x 6" Flanged Tube - CP	14.90
P6000-QT1-8-CP	1-1/2" x 8" Flanged Tube - CP	19.05
P6000-QT1-10-CP	1-1/2" x 10" Flanged Tube - CP	21.40
P6000-QT1-12-CP	1-1/2" x 12" Flanged Tube - CP	23.90
P6000-QT1-16-CP	1-1/2" x 16" Flanged Tube - CP	31.85
P6000-QT1-18-CP	1-1/2" x 18" Flanged Tube - CP	36.30
P6000-QT3-4-RB	1-1/2" x 4" Flanged/Scored Tube - RB	15.00
P6000-QT3-6-RB	1-1/2" x 6" Flanged/Scored Tube - RB	22.40
P6000-QT3-8-RB	1-1/2" x 8" Flanged/Scored Tube - RB	26.70
P6000-QT3-10-RB	1-1/2" x 10" Flanged/Scored Tube - RB	30.70
P6000-QT3-12-RB	1-1/2" x 12" Flanged/Scored Tube - RB	35.65
P6000-QT3-16-RB	1-1/2" x 16" Flanged/Scored Tube - RB	47.40
P6000-QT3-18-RB	1-1/2" x 18" Flanged/Scored Tube - RB	53.35
P6000-QT4	P30 Flat Gasket	5.60
P6000-QE1-CP	1" Street Elbow - CP	20.40
P6000-QE2-CP	1" Female x 1" Female Elbow - CP	37.90
P6000-QE3-CP	1-1/2" Male x 1-1/2" Male Elbow with Nut and Gaskets - CP	34.75
P6000-QE3-RB	1-1/2" Male x 1-1/2" Male Elbow with Nut and Gaskets - RB	25.35
P6000-QE5-CP	1-1/4" x 12" Waste Arm - CP	29.90
P6000-QE5-RB	1-1/4" x 12" Waste Arm - RB	25.65
P6000-QE6-RB	3/4" x 3/4" Solder Elbow	11.35

Flush Assemblies

Product Number	Description	Unit Price
P6000-QFC-1	Z6140 1-1/2" Back Spud Flush Assembly (Specify 'L' Dim.)	\$150.65
P6000-QFC-2	Z6142 1-1/2" Top Spud Flush Assembly (Specify 'L' Dim.)	198.70
P6000-QFC-3	Z6143 1-1/2" Back Spud Flush Assembly (Specify 'L' Dim.)	124.25
P6000-QFC-4	Z6144 1-1/2" Back Spud Flush Assembly (Specify 'L' Dim.)	124.25
P6000-QFC-5	Z6150, ZH6150 Flush Assembly	57.90
P6000-QFC-6	Z6152, Z6605, Z6611 1-1/2" Back Spud Flush Assembly (Specify 'L' Dim.)	105.75
P6000-QFC-7	Z6154 1-1/2" Back Spud Flush Assembly (Specify 'L' Dim.)	137.45
P6000-QFC-8	Z6155 1-1/2" Top Spud Flush Assembly (Specify 'L' Dim.)	178.20
P6000-QFC-9	Z6190, ZH6190 1-1/4" Back Spud Flush Assembly (Specify 'L' Dim.)	60.40
P6000-QFC-10	Z6195, Z6613, Z6615, ZH6195 3/4" Back Spud Flush Assembly (Specify 'L' Dim.)	53.65
P6000-QFC-11	ZH6140 1-1/2" Back Spud Flush Assembly (Specify 'L' Dim.)	123.80
P6000-QFC-12	ZH6142 1-1/2" Top Spud Flush Assembly (Specify 'L' Dim.)	142.70
P6000-QFC-13	Z6603, Z6616, ZH6152 1-1/2" Back Spud Flush Assembly (Specify 'L' Dim.)	93.10
P6000-QFC-14	Z6601 1-1/2" Back Spud Flush Assembly (Specify 'L' Dim.)	100.25
P6000-QFC-15	Z6602, Z6609 1-1/2" Back Spud Flush Assembly (Specify 'L' Dim.)	93.10
P6000-QFC-16	Z6681 1-1/2" Back Spud Flush Assembly (Specify 'L' Dim.)	119.30
P6000-QFC-17	Z6096 - 39" Rough-in - Eastern Style Water Closet - 1-1/4" Flush Assembly	141.90
P6000-QFC-18	Z6196 - 39" Rough-in - Eastern Style Water Closet - 1-1/4" Flush Assembly	132.85
P6000-QFC-19	Z6197-N 3/4" Top Spud Flush Assembly (Specify 'L' Dim.)	158.60
P6000-QFC-21	Z6099 Flush Assembly	140.00
P6000-QFC-20	Top Flush Assembly for Z6320AV	159.40
P6000-QFC-22	Top Flush Assembly for Z6300AV and Z6310AV	159.50
P6000-QFC-23	Bottom Flush Assembly for Z6300AV, Z6310AV, Z6320AV	171.50
P6000-QFC-24	Flush Assembly for Z6000 Valves 1-1/2" Top Spud Connection	47.60
P6000-QFC-27	Flush Connection for Z6010 Valves	124.25
P6000-QFC-28	Water Inlet Connection for Z6010	146.95
P6003-QFC-25	Flush Assembly for Z6003 Valves 3/4" Top Spud Connection	47.60

AquaParts
Repair Parts and Repair Kits

Miscellaneous Valve Parts and Accessories

Product Number	Description	Unit Price
P6000-YB	1" Sweat Solder Kit - Cover Tube and Adaptor - Exposed Flush Valve	\$10.05
P6003-YB	3/4" Sweat Solder Kit - Cover Tube and Adaptor - Exposed Flush Valve	10.05
P6000-YB-YC	1" Sweat Solder Kit with Cast Wall Flange	27.15
P6003-YB-YC	3/4" Sweat Solder Kit with Cast Wall Flange	27.15
P6000-YBA	1" Sweat Solder Kit - Concealed Flush Valve	4.35
P6003-YBA	3/4" Sweat Solder Kit - Concealed Valve	4.35
P6000-YC	1" Cast Wall Flange	17.00
P6003-YC	3/4" Cast Wall Flange	17.00
P6000-YJ	5" C to E Split Ring Pipe Support	45.80
P6000-YJ8	8" C to E Split Ring Pipe Support	68.05
P6000-YJ12	12" C to E Split Ring Pipe Support	91.30
P6000-YK	5" C to E Solid Ring Pipe Support	38.15
P6000-YK8	8" C to E Solid Ring Pipe Support	57.60
P6000-YK12	12" C to E Solid Ring Pipe Support	80.70
P6000-YB-CVR	1" Cover Tube for Sweat Solder Kit (3" Long)	11.15
P6000-YB-CVR7	1" Cover Tube for Sweat Solder Kit (7" Long)	24.00
P6000-YB-CVR36	1" Cover Tube for Sweat Solder Kit (36" Long)	71.95
P6003-YB-CVR	3/4" Cover Tube for Sweat Solder Kit (3" Long)	11.15
P6003-YB-CVR7	3/4" Cover Tube for Sweat Solder Kit (7" Long)	24.00
P6003-YB-CVR36	3/4" Cover Tube for Sweat Solder Kit (36" Long)	71.95
P6000-19	Valve Body Only - CP	71.95
P6000-19-RB	Valve Body Only - RB	59.60
P6000-19-J1	Valve Body with -J1 Tailpiece - CP	82.50
P6000-YE	Cover Tube and Adapter for -YB Kit - 1"	9.10
P6003-YE	Cover Tube and Adapter for -YB Kit - 3/4"	9.10
P6000-YO	Bumper on Control Stop	11.60
P6000-YH	One Wall Bumper	37.15
P6000-YI	Two Wall Bumpers	48.95
P6199-SC-1	1" Long VP Screw and Escutcheon for Access Panel	1.65
P6199-SC-2	2" Long VP Screw and Escutcheon for Access Panel	4.45
P6199-VPW	Wrench for Z6199 Access Panel Screws	0.90

E-Z Flush®/Optima Plus Change-Out Kits

To Change Out a Sloan G2 Optima Plus or Optima Plus Battery Sensor Flush Valve to a Zurn E-Z Flush Battery-Operated Sensor Flush Valve with Chemical Clog Resistant Diaphragm Kit

Product Number	Description	Unit Price
ZERK-ORK-1.0-CPM	E-Z Flush Change-Out Kit for 1.0 gal. Urinal with Chrome Metal Cover	\$460.05
ZERK-ORK-1.5-CPM	E-Z Flush Change-Out Kit for 1.5 gal. Urinal with Chrome Metal Cover	460.05
ZERK-ORK-1.6-CPM	E-Z Flush Change-Out Kit for 1.6 gal. Closet with Chrome Metal Cover	460.05
ZERK-ORK-3.0-CPM	E-Z Flush Change-Out Kit for 3.0 gal. Urinal with Chrome Metal Cover	460.05
ZERK-ORK-3.5-CPM	E-Z Flush Change-Out Kit for 3.5 gal. Closet with Chrome Metal Cover	460.05
ZERK-ORK-1.0-CP	E-Z Flush Change-Out Kit for 1.0 gal. Urinal with Chrome Plastic Cover	429.90
ZERK-ORK-1.5-CP	E-Z Flush Change-Out Kit for 1.5 gal. Urinal with Chrome Plastic Cover	429.90
ZERK-ORK-1.6-CP	E-Z Flush Change-Out Kit for 1.6 gal. Closet with Chrome Plastic Cover	429.90
ZERK-ORK-3.0-CP	E-Z Flush Change-Out Kit for 3.0 gal. Urinal with Chrome Plastic Cover	429.90
ZERK-ORK-3.5-CP	E-Z Flush Change-Out Kit for 3.5 gal. Closet with Chrome Plastic Cover	429.90

Change-Out Kit Includes: E-Z Flush Kit (CPM or CP as ordered), AV Diaphragm Kit, Inside Plastic Cap, and Chrome-Plated Outside Brass Replacement Cover for Sloan Royal/Regal Flush Valves.

Handle/Optima Plus Change-Out Kits

To Change Out a Sloan G2 Optima Plus or Optima Plus Battery Sensor Flush Valve to a Handle-Operated Flush Valve with Chemical Clog Resistant Diaphragm Kit

Product Number	Description	Unit Price
P6000-M-ORK-1.0	Handle Change-Out Kit for 1.0 gal. Urinal	\$74.10
P6000-M-ORK-1.5	Handle Change-Out Kit for 1.5 gal. Urinal	74.10
P6000-M-ORK-1.6	Handle Change-Out Kit for 1.6 gal. Closet	74.10
P6000-M-ORK-3.0	Handle Change-Out Kit for 3.0 gal. Urinal	74.10
P6000-M-ORK-3.5	Handle Change-Out Kit for 3.5 gal. Closet	74.10

Handle Change-Out Kit Includes: ADA Handle Assembly, AV Diaphragm Kit, Inside Plastic Cap, and Chrome-Plated Outside Brass Replacement Cover for Sloan Royal/Regal Flush Valves.

Hydraulic Series Flush Valve Repair Kits and Parts for AquaVantage® and Aquaflush® Valves

ZH

Push Button Assemblies

Product Number	Description	Unit Price
PH6000-HYA-FW	Hydraulic Actuator Assembly - Fixture Wall	\$ 52.00
PH6000-HYA-SW	Hydraulic Actuator Assembly - Side Wall	69.55
PH6000-HYL-MB	Hydraulic Metal Push Button Assembly	118.40
PH6000-HYL3-FW	Hydraulic Large Push Button Assembly - Fixture Wall	92.75
PH6000-HYLP-MBP	Hydraulic Metal Push Button for Penal Use	123.90
PH6000-SHYL3-SW	Hydraulic Large Push Button Assembly - Side Wall	144.70

Repair Parts

Product Number	Description	Unit Price
PH6000-HY9	Mounting Plate	\$30.15
PH6000-HY8	Securing Nut	3.25
PH6000-HY6	Escutcheon for Small Push Button	18.40
PH6000-HY7	Escutcheon for Large Push Button	33.85
PH6000-HY10	Spring for Small Push Button	1.15
PH6000-HY17	Spring for Large Push Button	1.15
PH6000-HY11	Spacer for Large Push Button	7.95
PH6000-HY12	Small Push Button	11.90
PH6000-HY15	Large Push Button	4.60
PH6000-HY1	1/8" Compression Fitting for Actuator Body (2 Req'd.) - Fixture Wall	6.20
PH6000-HY32	1/8" 90° Compression Fitting for Actuator Body - Side Wall	7.20
PH6000-HY2	1/16" Compression Fitting for Flush Valve Body	9.20
PH6000-HYA11	Repair Kit for Hydraulic Actuator	16.15
PH6000-HYM	Hydraulic Plunger Assembly	53.65
PH6000-HYM11	Repair Kit for Hydraulic Plunger Assembly	28.70
PH6000-HY18	Handle Assembly Gasket (2 Req'd.)	0.45
PH6000-HY19	Chrome Cover Plate - For Supply and Return - CP	58.50
PH6000-HY20	Supply Cover Tube - CP 3-3/8" Long	9.20
PH6000-HY20L	Supply Cover Tube for Floor Mounted Closet - CP 4-5/8" Long	26.45
PH6000-HY21	Return Cover Tube - CP 2-3/4" Long	9.20
PH6000-HY21L	Return Cover Tube for Floor Mounted Closet - CP 4" Long	26.45

Hydraulic Series Flush Valve Repair Kits and Parts for AquaVantage® and Aquaflush® Valves, continued

ZH

Repair Parts, continued

Product Number	Description	Unit Price
PH6000-HY22	Supply Cover Tube Ring with Setscrew	\$12.25
PH6000-HY23	Return Cover Tube Ring with Setscrew	12.25
PH6000-HY24	Setscrew for Rings	0.45
PH6000-HY25	1/4" Black Supply Tube 36" Long	9.90
PH6000-HY26	1/4" Clear Return Tube 36" Long	9.90
PH6000-HY29A	Optional Support Bar and Rod for Push Button Assembly Mounting	11.65
PH6000-HY34	Filter	6.05
PH6000-HY29	Support Plate	10.30
PH6000-HY27	Threaded Rod - Included in PH6000-HY29A	2.60
PH6000-HY28	Nut (2 Req'd.) - Included in PH6000-HY29A	0.60
P6000-P50	Optional P50 Wall Plate	54.80
PH6000-HY35	Vandal-Resistant Hex Socket Head Screw for Cover Plate - 1/2"	1.15
PH6000-HY36	Ferrule for 1/8" Compression Fitting	0.45
PH6000-HY37	Ferrule for 1/16" Compression Fitting	0.45
PH6000-HY40	Flat Support Bracket	7.50

AquaSense® ZEMS Electronic Sensor Replacement Parts

ZEMS

Product Number	Description	Unit Price
PEMS6000-26	Sensor for Closet ZEMS	\$262.55
PEMS6000-26A	Sensor for Urinal ZEMS	262.55
PEMS6000-CON-KIT	Conversion Kit For ZEMS - Concealed Valves	566.30
PEMS6000-CON-KIT-IS	Conversion Kit For ZEMS - Exposed Valves	566.30
PEMS6000-HYM	Actuator Assembly for ZEMS Valves - Concealed	287.20
PEMS6000-HYM-IS	Actuator Assembly for ZEMS Valves - Exposed	362.00
PEMS6000-HYM-IS-FM12	Actuator Assembly for 12" rough in	400.10
PEMS6000-FM12	Extended Cable and Rod for 12" Floor Mount Rough-In	38.10
PEMS6000-G	Wall Flange	21.20
PEMS6000-G-SS	Wall Flange Setscrew	1.15
PH6000-HY35	Vandal-Resistant Hex Socket Head Screw for Cover Plate - 1/2"	1.05
P6000-M10	Handle Gasket	0.45
PESS6000-22	Closet Sensor Cover Plate with Override Hole 4 x 4	57.50
PESS6000-22A	Urinal Sensor Cover Plate 2 x 4	35.85
PESS6000-22B	Closet Sensor Cover Plate without Override Hole 4 x 4	57.50
PESS6000-22C	Closet Sensor Cover Plate - Solid - No Holes - 4 x 4	57.50
PESS6000-22D	Urinal Sensor Cover Plate - Solid - No Holes - 2 x 4	35.85
PESS6000-23	Closet Bracket	2.60
PESS6000-24	Override Push Button Assembly	28.25
PESS6000-25	Yoke	9.00
PESS6000-27	Bracket Screws (Set of 2)	0.15
PESS6000-28	Yoke Screws (Set of 2)	0.25
P6000-PC6	6 VDC Power Converter	40.55
P6000-HW6	Hardwire Power Converter for ZEMS and ZESS Flush Valves	63.65
PEMS6000-IS-CW	Connecting Wire for ZEMS-IS Assembly - 10' Long	4.85
P6000-MJ	Mini Junction Box	222.00
PESS6000-HY35-DRIVER	VP Screw Driver for ZESS/ZEMS Cover Plates	4.30

AquaSense
Repair Parts and Repair Kits

AquaSense® ZESS Electronic Sensor Replacement Parts **ZESS**

Product Number	Description	Unit Price
PH6000-HYM	Hydraulic Plunger Assembly	\$ 52.65
PESS6000-20	Solenoid Valve 6 VDC with Elbow Fittings	95.50
P6000-M10	Handle Gasket	0.45
PESS6000-22	Closet Sensor Cover Plate with Override Hole - 4 x 4	57.50
PESS6000-22A	Urinal Sensor Cover Plate - 2 x 4	35.85
PESS6000-22B	Closet Sensor Cover Plate without Override Hole - 4 x 4	57.50
PESS6000-22C	Closet Sensor Cover Plate - Solid - No Holes - 4 x 4	57.50
PESS6000-22D	Urinal Sensor Cover Plate - Solid - No Holes - 2 x 4	35.85
PESS6000-24	Override Push Button Assembly	28.25
PESS6000-26	6 VDC Sensor - Closet (Red Conn.)	267.70
PESS6000-26A	6 VDC Sensor - Urinal (White Conn.)	267.70
P6000-PC6	6 VDC Power Converter	40.55
P6000-HW6	Hardwire Power Converter for ZEMS and ZESS Flush Valves	63.65

AquaSense® RetroFlush® Battery Sensor Replacement Parts **ZR**

Product Number	Description	Unit Price
P6000-M10	Handle Gasket	\$ 0.45
PR6000-5	Sensor Lens Screws	0.45
PR6000-B	Solenoid Valve Retainer Clip	3.15
PR6000-E13F	Trip Mechanism (Riser Tube) with Filter	20.30
PR6000-E14	Retainer Disc and Filter Assembly	31.25
PR6000-EC-FF	Closet Replacement Kit - 4.5 gal.	59.60
PR6000-EC-WS	Water-Saving Closet Replacement Kit - 3.5 gal.	59.60
PR6000-EC-WS1	Low-Consumption Closet Replacement Kit - 1.6 gal.	59.60
PR6000-EC25	Black Volume Control - 4.5 GpF	3.60
PR6000-EC25-WS	White Volume Control - 3.5 GpF	3.60
PR6000-EC25-WS1	Orange Volume Control - 1.6 GpF	3.60
PR6000-EG	Guide Assembly	7.65
PR6000-EG-WS1	Guide Assembly - 1.6 gal.	16.60
PR6000-EU	Urinal Replacement Kit - 3.0 gal.	59.60
PR6000-EU-WS	Water-Saving Urinal Replacement Kit - 1.5 gal.	59.60
PR6000-EU-WS1	Low-Consumption Urinal Replacement Kit - 1.0 gal.	59.60
PR6000-EU25	Orange Volume Control - 3.0 GpF	3.60
PR6000-EU25-WS	Green Volume Control - 1.5 GpF	3.60
PR6000-EU25-WS1	Yellow Volume Control - 1.0 GpF	3.60
PR6000-K25	Set of Volume Controls (One Each)	11.00
PR6000-M	Solenoid Valve Replacement Kit - Includes Solenoid, Quad Ring, Retainer Clip, -M10 Handle Gasket and Grease	65.55
PR6000-M9A	Solenoid O-Ring	0.70
PR6000-MB	Battery Holder with Connecting Cable	6.95
PR6000-MBB	Battery Holder with Connecting Cable with Batteries	17.85
PR6000-RP	Retro Plug	1.60
PR6000-SC	Sensor Lens Kit	22.55
PR6000-SC3	Sensor Screws	0.60
PR6000-SH	Sensor Kit - Closet	270.30
PR6000-SL	Sensor Kit - Urinal	270.30
PR6000-SH-DF	Sensor Kit - Dual Flush Closet	315.10

**AquaSense® RetroFlush®
Battery Sensor Replacement Parts, continued**

ZR

Product Number	Description	Unit Price
PR6000-E15A	Retroflush Diaphragm	\$ 6.40
PR6000-23A	Metal Cover Screw and O-Ring	5.40
PR6000-W	Vandal-Resistant Cover Wrench	1.90
PR6000-20-G3	O-Ring Seal for Metal Cover - Oval G3	3.05
PR6000-MC-G3	Oval Style Metal Cover - G3	33.95
PR6000-MC-OB-G3	Oval Style Metal Cover with Override Button - G3	85.60
PR6000-E13F-1	Quad Ring for Filtered Riser Tube	0.90
PR6000-KIT	RetroFlush Repair Kit (Includes Solenoid Valve, Filtered Riser Tube, Diaphragm, Handle Gasket, Retainer Clip, Battery Connecting Cable, Silicone Lubricant and Instruction Sheet)	86.15

AquaSense® E-Z Flush Battery Sensor Replacement Parts

ZERK

Product Number	Description	Unit Price
PERK6000-BD	Battery Drawer	\$ 14.80
PERK6000-CWR	Handle Nut Wrench	14.80
PERK6000-L-CPCR	Chrome Plastic Cover (New Style Round Lens)	14.80
PERK6000-L-CPMCR	Chrome Metal Cover (New Style Round Lens)	83.10
PERK6000-RK	Repair Kit (Includes: O-Ring, Courtesy Button Cap, Collar Gasket, Rod, Seal)	16.05
PERK6000-SCR	Replacement Sensor Lens (New Style Round Lens)	5.40
PERK6000-W	Allen Wrench	2.60
PERK6000-SR	Sensor Module (New Style Round Lens)	223.35
PERK6000-BUTTON	Manual Override Replacement Button	1.70
PERK6000-BUTTON-HARD	Hard Plastic Manual Override Button for EZ CPM	1.80
PERK6000-MRK	Plunger Assembly Repair Kit	5.40
PERK6000-W-TC	Hollow Hex Wrench for Pin Battery Screw	2.35
PERK6000-MO	Motor Operator for Concealed E-Z Flush	223.35

AquaSense® Sensor-Operated Hand Dryers

ZHD

Product Number	Description	Unit Price
P6703-2	Metal Cover	\$287.20
P6703-4	Power Cord AC	25.35
P6703-5	Vandal-Resistant Wrench	1.90
P6703-6	Cover Securing Screws (price each)	0.90
P6703-7	Sensor Board (Specify 110 or 220)	255.50
P6703-8	Power Board (Specify 110 or 220)	255.50

EcoVantage® Battery Sensor Flush Valves – ZTS Series

ZTS

Product Number	Description	Unit Price
PTS6200-EL	Electronic/Lens Assembly	\$300.10
PTS6200-LL-CP	Valve Cover	95.00
PTS6200-M	Solenoid Assembly	156.80
PTS6200-SK	Solenoid Assembly Screws (6); Hex Head	29.10
PTS6200-Piston	Piston Assembly	86.10
PTS6200-24	Manual Override Button Assembly	28.25
P6000-C31	Tailpiece O-Ring	1.25

AquaSense®
Repair Parts and Repair Kits

Z5795 Waterfree Urinal Parts

Product Number	Description	Unit Price
P5795-1	Strainer for Waterfree Urinal	\$ 7.00
P5795-2	Bell Trap for Waterfree Urinal	3.65
P5795-3	Bell Trap O-Ring for Waterfree Urinal	2.25
P5795-4	Ferrule for Waterfree Urinal	1.25
P5795-5	Ferrule Nut for Waterfree Urinal	1.75
P5795-6	Ferrule Nut and Ferrule for Waterfree Urinal	2.60
P5795-7	Flange Gasket for Waterfree Urinal	4.50
P5795-8	Flange for Waterfree Urinal	13.00
P5795-9	Flange and Gasket for Waterfree Urinal	17.00
P5795-10	Strainer Removal Tool for Waterfree Urinal	32.50
ZGS-1280Z	Gallon Bottle of AquaGreen Sealant for Z5795 Waterfree Urinal	93.55
ZGS-320Z	Quart Bottle of AquaGreen Sealant for Z5795 Waterfree Urinal	23.90
ZGS-40Z	4 Oz. Bottle of AquaGreen Sealant for Z5795 Waterfree Urinal	6.40

EcoVantage® Pint Urinal Parts

ZEG

Product Number	Description	Unit Price
PEG6003-L-1-G2	G2 Cover Replacement Kit with Electronics	\$142.25
PEG6003-EL-G2	G2 Electronics/Lens Assembly	107.00
PEG6003-CVR-ORING-G2	G2 Cover Ring	1.25
PEG6003-CVR-S	Cover Screws (2)	1.05
PEG6003-HSA-G2	G2 Housing Replacement Kit	156.80
PEG6003-J1-G2	Tailpiece Assembly	16.80
PEG6003-C31	Tailpiece O-Ring	1.25
PEG6003-FA-G2	G2 Filter Assembly	7.00
PEG6003-D-SD	Control Stop Repair Kit	12.35
PEG6003-C-SD-CP	Control Stop	57.15
PEG6003-L-1	Cover Replacement Kit with Electronics	142.25
PEG6003-CVR-ORING	Cover O-Ring	1.25
PEG6003-HSA-1	Housing Replacement Kit	156.80
PEG6003-BD	Battery Tray	9.30
PEG6003-FA	Filter Replacement Kit	7.00
PEG6003-M	Solenoid Replacement Kit	42.70
PEG6003-SRK	Solenoid Repair Kit	10.45
P6900-AT-MAG	Magic Magnet	1.50

AquaSense® Electronic Sensor-Operated Faucets

Z6901, Z6902, and Z6903

ZEF

Product Number	Description	Unit Price
P6900-20A	2.0 GPM Vandal-Resistant Aerator (Models Z6901 and Z6903-77 Only)	\$ 22.55
P6900-20A-GN	2.0 GPM Vandal-Resistant Gooseneck Aerator (Models Z6902, Z6903-75, and Z6903-76 Only)	42.25
P6900-20E	1.5 GPM Standard Vandal-Resistant Aerator (Models Z6901, Z6903-77, Z6912, Z6913, Z6914, Z6915, Z6918, and Z6919)	22.55
P6900-20E-GN	1.5 GPM Standard Vandal-Resistant Aerator (Models Z6902, Z6903-75, Z6903-76, Z6920, Z6922, and Z6923)	42.25
P6900-20F	0.5 GPM Vandal-Resistant Laminar Flow Outlet (Models Z6901, Z6903-77, Z6912, Z6913, Z6914, Z6915, and Z6919)	22.55
P6900-20F-GN	0.5 GPM Vandal-Resistant Gooseneck Laminar Flow Outlet (Models Z6902, Z6903-75, Z6903-76, Z6920, Z6922, and Z6923)	42.25
P6900-20J	1.5 GPM Vandal-Resistant Laminar Flow Outlet (Models Z6901, Z6903-77, Z6912, Z6913, Z6914, Z6915, Z6917)	22.55
P6900-20J-GN	1.5 GPM Vandal-Resistant Laminar Flow Gooseneck Outlet (Models Z6902, Z6903-75, Z6903-76, Z6920, Z6922, and Z6923)	42.25
P6900-20K	1.0 GPM Vandal-Resistant Laminar Flow Outlet (Models Z6901, Z6903-77, Z6912, Z6913, Z6914, Z6915, Z6917, and Z6919)	22.55
P6900-20K-GN	1.0 GPM Vandal-Resistant Laminar Flow Gooseneck Outlet (Models Z6902, Z6903-75, Z6903-76, Z6920, Z6922, and Z6923)	42.25
P6900-20L	1.0 GPM Vandal-Resistant Aerator (Models Z6901, Z6903-77, Z6912, Z6913, Z6914, Z6915, and Z6919)	22.55
P6900-20L-GN	1.0 GPM Vandal-Resistant Aerator (Models Z6902, Z6903-75, Z6903-76, Z6920, Z6922, and Z6923)	42.25
P6900-21	Vandal-Resistant Aerator Wrench	1.90
P6901-1	Spout Assembly – Includes Spout, Shank, Aerator, Sensor Eyes, Mounting Kit, and Base Plate Gasket	258.50
P6901-42	Base Plate Gasket	5.95
P6901-43	Mounting Kit for Z6901	15.25
P6900-60	Sensor Eyes and Sensor Screws (Models Z6901 and Z6902)	114.60
P6900-80	Electronics (Models Z6901 and Z6902)	236.55
P6900-80-LT	Electronics Less 30-Second Time Out (Models Z6901 and Z6902)	236.55
P6900-81	Electronics Bracket (Models Z6901 and Z6902)	3.05
P6900-100	Solenoid Valve with Filter (Models Z6901, Z6903-75, Z6903-76, and Z6903-77)	211.15
P6900-120	Filter Kit for Z6901, Z6902, and Z6903 Series	31.40
P6900-121	Filter Screen Replacement Kit (Model Z6901, Z6902, Z6903)	11.90
P6900-SSH-1	Supply Hose - 3/8" x 1/2" x 18" Long (Supply Hose from MV to Filter)	15.05
P6900-SSH-2	Supply Hose - 3/8" x 3/8" x 12" Long (Supply Hose from Stop to MV)	13.70
P6902-1	Base Assembly - Includes Base, O-Ring Gasket, Shank, Sensor Eyes, and Mounting Kit	308.10
P6902-1-SP	Gooseneck Spout, Aerator, and Nut	99.70
P6902-42	Base Plate O-Ring Gasket	1.70
P6902-43	Mounting Kit for Z6902	15.25
P6902-100	Solenoid Valve with Filter for Z6902	211.15
P6902-102	Solenoid Attachment Hose for Z6902 Faucet	17.70
P6903-77-1	Spout Assembly - Spout, Shank, Aerator, Base Plate Gasket, and Mounting Kit	137.00
P6903-75-1	Wall Mounted Base Assembly	28.00
P6903-76-1	Deck Mounted Base Assembly	43.15
P6903-6080-WP	Sensor Eyes, Electronics, and Cover Plate (Assembly for Z6903 Series)	517.00
P6900-GA	3-1/2" Centerline Gooseneck Spout (with Aerator)	26.55
P6900-GB	5-3/8" Centerline Gooseneck Spout (with Aerator)	28.70
P6900-GC	8" Centerline Gooseneck Spout (with Aerator)	36.75
P6900-IA3	1/2" Female x 3/8" Male Faucet Shank Adapter	10.00
P6900-PCF12	12 VDC Plug-in Power Converter for Z6901, Z6902, and Z6903 Series (Powers up to Three Faucets)	38.65
P6000-HW12	Hardwire Power Converter for Electronic Faucets (Z6901, Z6902, and Z6903 Series)	63.65
P6900-CWE	Connecting Wire for Electronic Sensor Faucets (Z6901, Z6902, and Z6903 Series)	4.85

AquaSense
Repair Parts and Repair Kits

When ordering parts, always list product number and description.

AquaSense® E-Z Sensor-Operated Faucets Replacement Parts

ZBF

Z6912, Z6913, Z6915, Z6916, Z6920, and Z6922

Product Number	Description	Unit Price
P6912-1	Spout Assembly (Includes Spout, Aerator, Sensor, Base Plate Gasket, and Mounting Kit)	\$381.05
P6912-42	Base Plate Gasket for Z6912	5.95
P6912-43	Mounting Kit for Z6912	15.25
P6900-120B	Filter Kit for Z6912, Z6913, Z6915, Z6920, and Z6922	31.40
P6900-ACA	ACA Plug-in Power Converter 6 VDC for Z6912, Z6913, Z6915, Z6920, and Z6922	27.95
P6900-B-L	Electronics Module for Z6912, Z6913, and Z6915 Faucets	370.05
P6912-B-L	Z6912 Electronics Module Old Style Lithium Battery	370.05
P6913-1	Spout Assembly (Includes Spout, Aerator, Sensor, Base Plate Gasket, and Mounting Kit)	381.05
P6913-42	Base Plate Gasket	5.95
P6913-43	Mounting Kit for Z6913	15.25
P6900-CP4	4" Cover Plate (New Style) for Z6912, Z6913, and Z6920 Faucets	44.05
P6900-CP8	8" Cover Plate (New Style) for Z6912, Z6913, and Z6920 Faucets	73.15
P6915-1	Spout Assembly (Includes Spout, Shank, Aerator, Sensor, Mounting Kit, and Base Plate Gasket)	411.85
P6915-42	Base Plate Gasket	5.95
P6915-43	Mounting Kit for Z6915	15.25
P6919-42	Base Plate Gasket	5.95
P6919-43	Mounting Kit for Z6916	15.25
P6919-CVR	Cover for Body of Z6916	89.15
P6919-SCREW	Screw for the Body Cover	2.50
P6919-CP4	4" Cover Plate for Z6916 Faucet	46.85
P6919-CP8	8" Cover Plate for Z6916 Faucet	76.65
P6920-1	Base Assembly (Includes Base, O-Ring, Gasket, Shank, Sensor, and Mounting Kit) for Z6920	381.05
P6920-42	Base Plate Gasket	5.95
P6920-43	Mounting Kit for Z6920	15.25
P6900-121	Filter Screen Replacement Kit (Model Z6912 and Z6920)	11.90
P6922-1	Body Assembly Back Mount (Includes Body, Gasket, Shank, Sensor, and Mounting Kit)	381.05
P6922-43	Mounting Kit for Z6922	15.25
P6900-B-BD	Battery Drawer for Z6912, Z6913, Z6915, Z6920, and Z6922	20.40
P6900-20E	1.5 GPM Standard Vandal-Resistant Aerator (Models Z6901, Z6903-77, Z6912, Z6913, Z6914, Z6915, Z6918, and Z6919)	22.55
P6900-20E-GN	1.5 GPM Standard Vandal-Resistant Aerator (Models Z6902, Z6903-75, Z6903-76, Z6920, Z6922, and Z6923)	42.25
P6900-20F	0.5 GPM Vandal-Resistant Laminar Flow Outlet (Models Z6901, Z6903-77, Z6912, Z6913, Z6914, Z6915, and Z6919)	22.55
P6900-20F-GN	0.5 GPM Vandal-Resistant Gooseneck Laminar Flow Outlet (Models Z6902, Z6903-75, Z6903-76, Z6920, Z6922, and Z6923)	42.25

AquaSense
Repair Parts and Repair Kits

AquaSense® E-Z Sensor-Operated Faucets Replacement Parts, *continued*

ZBF

Z6912, Z6913, Z6915, Z6916, Z6920, and Z6922, *continued*

Product Number	Description	Unit Price
P6900-20J	1.5 GPM Vandal-Resistant Laminar Flow Outlet (Models Z6901, Z6903-77, Z6912, Z6913, Z6914, Z6915, Z6917, and Z6919)	\$22.55
P6900-20J-GN	1.5 GPM Vandal-Resistant Laminar Flow Gooseneck Outlet (Models Z6902, Z6903-75, Z6903-76, Z6920, Z6922, and Z6923)	42.25
P6900-20K	1.0 GPM Vandal-Resistant Laminar Flow Outlet (Models Z6901, Z6903-77, Z6912, Z6913, Z6914, Z6915, Z6917, and Z6919)	22.55
P6900-20K-GN	1.0 GPM Vandal-Resistant Laminar Flow Gooseneck Outlet (Models Z6902, Z6903-75, Z6903-76, Z6920, Z6922, and Z6923)	42.25
P6900-20L	1.0 GPM Vandal-Resistant Aerator (Models Z6901, Z6903-77, Z6912, Z6913, Z6914, Z6915, and Z6919)	22.55
P6900-20L-GN	1.0 GPM Vandal-Resistant Aerator (Models Z6902, Z6903-75, Z6903-76, Z6920, Z6922, and Z6923)	42.25
P6900-GA	3-1/2" Centerline Gooseneck Spout (with Aerator)	26.55
P6900-GB	5-3/8" Centerline Gooseneck Spout (with Aerator)	28.70
P6900-GC	8" Centerline Gooseneck Spout (with Aerator)	36.75
P6900-IA3	1/2" Female x 3/8" Male Faucet Shank Adapter	10.00
P6900-SRK	Solenoid Rebuild Kit (Diaphragm, Plunger, and Plunger Spring)	55.00
P6000-HW12	Hardwired Power Converter for Z6901, Z6902, and Z6903 Series	63.65
P6900-CWE	Connecting Wire for Electronic Sensor Faucets (Z6901, Z6902, and Z6903 Series)	4.85
P6000-HW6	Hardwired Power Converter for Battery Faucets (Z6912, Z6913, Z6915, Z6920, and Z6922)	63.65
P6900-CWB	Connecting Wire for Battery Faucets (Z6912, Z6913, Z6915, Z6920, and Z6922)	4.85
P6900-MT	Mixing Tee with Filters and Backchecks	36.85
P6900-MT-1	Filter and Backcheck Assembly (one) for Mixing Tee	15.25
P6900-MT-2	Tee Assembly for Mixing Tee	11.65
P6900-W	Wrench for Battery Compartment	2.50
P6900-SG	Shank Gasket	1.50
P6919-ADM-42	Z6919-ADM Base Plate Gasket	5.95
P6919-ADM-43	Mounting Kit for Z6919-ADM	15.25
P6919-ADM-SSH	Supply Hose for Z6919-ADM (2 required)	15.15

AquaSense
Repair Parts and Repair Kits

Miscellaneous Sensor-Operated Faucet Parts

Product Number	Description	Unit Price
P6900-ADM	Above Deck Mixing Valve	\$168.00
P6900-IA3	1/2" Female x 3/8" Male Faucet Shank Adapter	10.00
P6900-MV	Manual Mixing Valve with Filter and Backchecks	84.35
P6900-MT	Mixing Tee with Filters and Backchecks	36.85
P6900-SO	Spray Outlet (Rose Spray)	42.60
P6900-TMV	Thermostatic Mixing Valve for Multiple Faucets – 8 GPM Flow	224.00
P6900-TMV-1	Thermostatic Mixing Valve for Single Faucet	212.60
P6901-CP4	4" Cover Plate for Z6901 Faucet	44.05
P6902-CP4	4" Cover Plate for Z6902 Faucet	44.05
P6900-CP4	4" Cover Plate New Style for Z6912, Z6913, and Z6920 Faucets	44.05
P6901-CP4-GSK	4" Cover Plate Gasket for Z6901	8.40
P6902-CP4-GSK	4" Cover Plate Gasket for Z6902	8.40
P6900-CP4-GSK	4" Cover Plate Gasket for Z6912, Z6913, and Z6920 Faucets	8.40
P6901-CP8	8" Cover Plate for Z6901 Faucet	73.15
P6902-CP8	8" Cover Plate for Z6902 Faucet	73.15
P6900-CP8	8" Cover Plate New Style for Z6912, Z6913, and Z6920 Faucets	73.15
P6901-CP8-GSK	8" Cover Plate Gasket for Z6901	11.00
P6902-CP8-GSK	8" Cover Plate Gasket for Z6902 and Z6920	11.00
P6900-CP8-GSK	8" Cover Plate Gasket for Z6912, Z6913, and Z6920 Faucets	11.00
P6901-LD-CVR	Lock Down Kit for -CP4 and -CP8 Cover Plate Z6901	14.15
P6902-LD-CVR	Lock Down Kit for -CP4 and -CP8 Cover Plate Z6902	14.15
P6900-LD-CVR	Lock Down Kit for -CP4 and -CP8 Cover Plate Z6912, Z6913, and Z6920	14.15
P6901-CP4-1	4" Cover Plate with Hole for ADM Fits Z6901 Faucet	56.15
P6902-CP4-1	4" Cover Plate with Hole for ADM Fits Z6902 Faucet	56.15
P6900-CP4-1	4" Cover Plate with Hole for ADM Fits Z6912 and Z6913 Faucets	56.15
P6920-CP4-1	4" Cover Plate with Hole for ADM Fits Z6920 Faucet	56.15
P6901-CP8-2	8" Cover Plate with Hole for ADM Fits Z6901 Faucet	93.30
P6902-CP8-2	8" Cover Plate with Hole for ADM Fits Z6902 Faucet	93.30
P6900-CP8-2	8" Cover Plate with Hole for ADM Fits Z6912 and Z6913 Faucets	93.30
P6920-CP8-2	8" Cover Plate with Hole for ADM Fits Z6920 Faucet	93.30
P6900-MV-1	Face Plate Screw and Washer	1.05
P6900-MV-2	Temperature Adjusting Screw	.60
P6900-MV-3	Temperature Adjusting Face Plate for P6900-MV	11.90
P6900-MV-4	Backcheck	8.65
P6900-MV-5	Ferrule	1.15
P6900-MV-6	Nut	2.25
P6900-MV-7	Filter Screen	6.40
P6900-MV-8	Filter Cap Gasket	0.60
P6900-MV-9	Filter Cap	6.40
P6900-CWE	Connecting Wire for Electronic Sensor Faucets (Z6901, Z6902, and Z6903 Series)	4.85
P6900-PCF12	Power Converter for Electronic Sensor Faucets (Z6901, Z6902, Z6903-75, 76, 77) Powers up to Three Faucets	38.65
P6900-SH	Three-Piece Supply Hose - (2 pcs.) 3/8" F x 3/8" F x 12" and (1 pc.) 3/8" F x 1/2" F x 18"	42.25
P6900-SSH	Single Supply Hose (3/8" F x 1/2" F x 18")	15.15
P6900-SRK	Solenoid Repair Kit for Z6912, Z6913, Z6915, Z6920, and Z6922 Faucets	55.00
P6000-HW6	Hardwire 6 VDC Power Converter	63.65

Product Number and Page Index

Product Number	Page
P5795-1	54
P5795-2	54
P5795-3	54
P5795-4	54
P5795-5	54
P5795-6	54
P5795-7	54
P5795-8	54
P5795-9	54
P5795-10	54
P6000-12.5-A-RB	39
P6000-17-A-RB**	39
P6000-18A-01.5	39
P6000-19	49
P6000-19-J1	49
P6000-19-RB	49
P6000-1-A-AA-CP	39
P6000-1-A-CP	39
P6000-1-A-RB**	39
P6000-22A-01.0**	39
P6000-22A-01.5**	39
P6000-22A-2.0**	39
P6000-24A-01.0	39
P6000-24A-01.5	39
P6000-24A-02.0	39
P6000-2-A-AA-CP	39
P6000-2-A-CP	39
P6000-2-A-RB	39
P6000-30A-01.0**	39
P6000-30A-01.5**	39
P6000-30A-02.0**	39
P6000-30-A-AA-CP	39
P6000-30-A-CP	39
P6000-30-A-RB**	39
P6000-36-A-AA-CP	39
P6000-36-A-CP	39
P6000-3-A-AA-CP	39
P6000-3-A-CP	39
P6000-3-A-RB**	39
P6000-A-AA-CP	39
P6000-AA-CP	39
P6000-A-CP	39
P6000-A-RB**	39
P6000AV-AA-CP	39
P6000-AVB-CP	40
P6000AV-C-SD-CP	40
P6000AV-M-ADA	44
P6000-B	40
P6000-B20	40
P6000-C30	40, 43
P6000-C31	40, 43, 53
P6000-C32-CP	40, 43
P6000-C32-G-CP	40, 43
P6000-C32-G-RB	40, 43
P6000-C32-RB	40, 43
P6000-C33	40
P6000-C33-WH	40
P6000-C34-CP	40
P6000-C34-RB	40

Product Number	Page
P6000-C34-Y0	40
P6000-C36-RB	46
P6000-CG-SD-CP	40
P6000-CG-WH-CP	40
P6000-C-SD-CP	40
P6000-C-WH-CP	40
P6000-C-WH-RB	40
P6000-D35	40
P6000-D42	40
P6000-D-SD	40
P6000-D-WH	40
P6000-E14	42
P6000-E16	42
P6000-E16-LP	42
P6000-E16-WS1	42
P6000-EC13	42
P6000-ECA-FF	41
P6000-ECA-FF-RK	41
P6000-ECA-HET	41
P6000-ECA-HET-RK	41
P6000-ECA-PWS	41
P6000-ECA-PWS-RK	41
P6000-ECA-WS	41
P6000-ECA-WS1	41
P6000-ECA-WS1-RK	41
P6000-ECA-WS-RK	41
P6000-ECR-FF	41
P6000-ECR-FF-RK	41
P6000-ECR-FP	42
P6000-ECR-PWS	41
P6000-ECR-PWS-RK	41
P6000-ECR-WS	41
P6000-ECR-WS1	41
P6000-ECR-WS1-RK	41
P6000-ECR-WS-RK	41
P6000-EER	42
P6000-EG	42
P6000-EGR	42
P6000-EGU-WS1	42
P6000-EG-WS1	42
P6000-ER15	42
P6000-EU13	42
P6000-EUA-EWS	41
P6000-EUA-EWS-RK	41
P6000-EUA-FF	41
P6000-EUA-FF-RK	41
P6000-EUA-ULF-RK	41
P6000-EUA-WS	41
P6000-EUA-WS1	41
P6000-EUA-WS1-RK	41
P6000-EUA-WS-RK	41
P6000-EUR-EWS	41
P6000-EUR-EWS-RK	41
P6000-EUR-FF	41
P6000-EUR-FF-RK	41
P6000-EUR-FP	42
P6000-EUR-WS	41
P6000-EUR-WS1	41
P6000-EUR-WS1-RK	41

Product Number	Page
P6000-EUR-WS-RK	41
P6000-FV-WRENCH	44
P6000-G	42
P6000-G-TUBE	42
P6000-H	42
P6000-H26	42
P6000-H27	42
P6000-H28	42
P6000-HN-CP	42
P6000-HN-RB	42
P6000-HNS-CP	42
P6000-HNS-RB	42
P6000-HW6	51, 52, 57, 58
P6000-HW12	55, 57
P6000-J1	43
P6000-J10	43
P6000-J11	43
P6000-J12	43
P6000-J13	43
P6000-J1G-CP	43
P6000-J1G-RB	43
P6000-J2	43
P6000-J3	43
P6000-J4	43
P6000-J5	43
P6000-J6	43
P6000-J7	43
P6000-J9	43
P6000-KWIK-TURN	42
P6000-L	44, 62
P6000-LL-CP	44
P6000-LL-RB	44
P6000-LLS	44
P6000-M10	44, 46, 51, 52
P6000-M1-CP	44
P6000-M1-RB	44, 46
P6000-M4	44, 46
P6000-M4-ADA	44
P6000-M4-BG	44
P6000-M9	44, 46
P6000-M-ADA	44
P6000-M-ADA-DF	44
P6000-M-BG	44
P6000-MH	44
P6000-MHK	44
P6000-MJ	51
P6000-MK	44
P6000-ML	44
P6000-ML3	44
P6000-ML3-4	44, 46
P6000-ML4	44, 46
P6000-M-ORK-1.0	50
P6000-M-ORK-1.5	50
P6000-M-ORK-1.6	50
P6000-M-ORK-3.0	50
P6000-M-ORK-3.5	50
P6000-MYW	44

Product Number	Page
P6000-MYW4	44, 46
P6000-MYWK	44
P6000-N1	46
P6000-N-10.75L	45
P6000-N-11.75L	45
P6000-N-12.75L	45
P6000-N-13.75L	45
P6000-N-14.75L	45
P6000-N1B	46
P6000-N1B-W	46
P6000-N3	46
P6000-N-3.75L	45
P6000-N3B	46
P6000-N-4.75L	45
P6000-N-5.75L	45
P6000-N-6.75L	45
P6000-N-7.75L	45
P6000-N-8.75L	45
P6000-N-9.75L	45
P6000-NK	46
P6000-NL-10.75L	45
P6000-NL-11.75L	45
P6000-NL-12.75L	45
P6000-NL-13.75L	45
P6000-NL-14.75L	45
P6000-NL-3.75L	45
P6000-NL3-10.75L	45
P6000-NL3-11.75L	45
P6000-NL3-12.75L	45
P6000-NL3-13.75L	45
P6000-NL3-14.75L	45
P6000-NL3-3.75L	45
P6000-NL3-4.75L	45
P6000-NL3-5.75L	45
P6000-NL3-6.75L	45
P6000-NL3-7.75L	45
P6000-NL3-8.75L	45
P6000-NL3-9.75L	45
P6000-NL-4.75L	45
P6000-NL-5.75L	45
P6000-NL-6.75L	45
P6000-NL-7.75L	45
P6000-NL-8.75L	45
P6000-NL-9.75L	45
P6000-NYW-10.75L	46
P6000-NYW-11.75L	46
P6000-NYW-12.75L	46
P6000-NYW-13.75L	46
P6000-NYW-14.75L	46
P6000-NYW2	46
P6000-NYW3	46
P6000-NYW-3.75L	46
P6000-NYW-4.75L	46
P6000-NYW-5.75L	46
P6000-NYW-6.75L	46
P6000-NYW-7.75L	46
P6000-NYW-8.75L	46
P6000-NYW-9.75L	46
P6000-P15	47

Product Number and Page Index, continued

Product Number	Page
P6000-P15 LO	47
P6000-P3	47
P6000-P4	47
P6000-P50	47, 51
P6000-P8	47
P6000-P8-1	47
P6000-P8-3	47
P6000-PC6	51, 52
P6000-PN18	47
P6000-PN19	47
P6000-PN20	47
P6000-PN21	47
P6000-PN22	47
P6000-QE1-CP	48
P6000-QE2-CP	48
P6000-QE3-CP	48
P6000-QE3-RB	48
P6000-QE5-CP	48
P6000-QE5-RB	48
P6000-QE6-RB	48
P6000-QFC-1	48
P6000-QFC-10	48
P6000-QFC-11	48
P6000-QFC-12	48
P6000-QFC-13	48
P6000-QFC-14	48
P6000-QFC-15	48
P6000-QFC-16	48
P6000-QFC-17	48
P6000-QFC-18	48
P6000-QFC-19	48
P6000-QFC-2	48
P6000-QFC-20	48
P6000-QFC-21	48
P6000-QFC-22	48
P6000-QFC-23	48
P6000-QFC-24	48
P6000-QFC-27	48
P6000-QFC-28	48
P6000-QFC-3	48
P6000-QFC-4	48
P6000-QFC-5	48
P6000-QFC-6	48
P6000-QFC-7	48
P6000-QFC-8	48
P6000-QFC-9	48
P6000-QT1-10-CP	48
P6000-QT1-12-CP	48
P6000-QT1-16-CP	48
P6000-QT1-18-CP	48
P6000-QT1-4-CP	48
P6000-QT1-6-CP	48
P6000-QT1-8-CP	48
P6000-QT3-10-RB	48
P6000-QT3-12-RB	48
P6000-QT3-16-RB	48
P6000-QT3-18-RB	48
P6000-QT3-4-RB	48
P6000-QT3-6-RB	48

Product Number	Page
P6000-QT3-8-RB	48
P6000-QT4	48
P6000-R1	47
P6000-TPE	47
P6000-TPF	47
P6000-VC	40
P6000-VC-SS	40
P6000-VC-W-VP	40
P6000-YB	49
P6000-YBA	49
P6000-YB-CVR	49
P6000-YB-CVR36	49
P6000-YB-CVR7	49
P6000-YBYC	49
P6000-YC	49
P6000-YE	49
P6000-YH	49
P6000-YI	49
P6000-YJ	49
P6000-YJ12	49
P6000-YJ8	49
P6000-YK	49
P6000-YK12	49
P6000-YK8	49
P6000-YO	49
P6001-10-A-RB	39
P6001-1-A-AA-CP**	39
P6001-1-A-CP**	39
P6001-2-A-AA-CP	39
P6001-2-A-CP	39
P6001-3-A-AA-CP**	39
P6001-3-A-CP**	39
P6001-A-AA-CP	39
P6001-A-CP	39
P6001-G-TUBE	42
P6001-H	42
P6001-H26	42
P6001-H27	42
P6001-H28	42
P6001-HN-CP	42
P6001-HN-RB	42
P6003-10-A-RB	39
P6003-1-A-AA-CP**	39
P6003-1-A-CP**	39
P6003-2-A-AA-CP	39
P6003-2-A-CP	39
P6003-3-A-AA-CP**	39
P6003-3-A-CP**	39
P6003-A-AA-CP	39
P6003-A-CP	39
P6003-A-F29	40
P6003-A-RB**	39
P6003AV-C-SD-CP	40
P6003-C-SD-CP	40
P6003-C-WH-CP	40
P6003-C-WH-RB	40
P6003-D-SD	40
P6003-D-WH	40

Product Number	Page
P6003-G	42
P6003-H	42
P6003-H26	42
P6003-H27	42
P6003-H28	42
P6003-HN-CP	42
P6003-HN-RB	42
P6003-QFC-25	48
P6003-YB	49
P6003-YBA	49
P6003-YB-CVR	49
P6003-YB-CVR36	49
P6003-YB-CVR7	49
P6003-YBYC	49
P6003-YC	49
P6003-YE	49
P6017-ECR	42
P6199-SC-1	49
P6199-SC-2	49
P6199-VPW	49
P6200-EC-WS	44
P6200-EC-WS1	44
P6200-LL-CG	44
P6200-LL-CP	44
P6200-MS	44
P6200P-C-SD-CP	44
P6200P-D-SD	44
P6200P-EC-WS1	44
P6200P-EU-WS1	44
P6200P-LL-CP	44
P6200PEV-EC-WS1	44
P6200PEV-LL-CP	44
P6200PEV-EU-EWS	44
P6203-EU-WS	44
P6203-EU-WS1	44
P6703-2	53
P6703-4	53
P6703-5	53
P6703-6	53
P6703-7	53
P6703-8	53
P6900-100	55
P6900-120	55
P6900-120B	56
P6900-121	55, 56
P6900-20A	55, 56
P6900-20A-GN	55, 56
P6900-20E	55, 56
P6900-20E-GN	55, 56
P6900-20F	55, 56
P6900-20F-GN	55, 56
P6900-20J	55, 57
P6900-20J-GN	55, 57
P6900-20K	55, 57
P6900-20K-GN	55, 57
P6900-20L	55, 57
P6900-20L-GN	55, 57
P6900-21	55
P6900-60	55

Product Number	Page
P6900-80	55
P6900-80-LT	55
P6900-81	55
P6900-ACA	56
P6900-ADM	58
P6900-AT-MAG	54
P6900-B-L	56
P6900-B-BD	56
P6900-CP4	56, 58
P6900-CP4-1	58
P6900-CP4-GSK	58
P6900-CP8	56, 58
P6900-CP8-2	58
P6900-CP8-GSK	58
P6900-CWB	57
P6900-CWE	55, 57, 58
P6900-GA	55, 57
P6900-GB	55, 57
P6900-GC	55, 57
P6900-IA3	55, 57, 58
P6900-LD-CVR	58
P6900-MT	57, 58
P6900-MT-1	57
P6900-MT-2	57
P6900-MV	58
P6900-MV-1	58
P6900-MV-2	58
P6900-MV-3	58
P6900-MV-4	58
P6900-MV-5	58
P6900-MV-6	58
P6900-MV-7	58
P6900-MV-8	58
P6900-MV-9	58
P6900-PCF12	55, 58
P6900-SG	57
P6900-SH	58
P6900-SO	58
P6900-SRK	57, 58
P6900-SSH	58
P6900-SSH-1	55
P6900-SSH-2	55
P6900-TMV	58
P6900-TMV-1	58
P6900-W	57
P6901-1	55
P6901-42	55
P6901-43	55
P6901-CP4	58
P6901-CP4-1	58
P6901-CP4-GSK	58
P6901-CP8	58
P6901-CP8-2	58
P6901-CP8-GSK	58
P6901-LD-CVR	58
P6902-1	55
P6902-100	55
P6902-102	55
P6902-1-SP	55

Aquaparts Product Number and Page Index

Product Number and Page Index, continued

Product Number	Page	Product Number	Page	Product Number	Page	Product Number	Page
P6902-42	55	PEG6003-VBA-G2	54	PH6000-HY26	51	PR6000-SL	52
P6902-43	55	PEMS6000-26	51	PH6000-HY27	51	PR6000-W	53
P6902-CP4	58	PEMS6000-26A	51	PH6000-HY28	51	PS6003-C33	40
P6902-CP4-1	58	PEMS6000-CON-KIT	51	PH6000-HY29	51	PS6003-D	40
P6902-CP4-GSK	58	PEMS6000-CON-KIT-IS	51	PH6000-HY29A	51	PTS6200-20	53
P6902-CP8	58	PEMS6000-FM12	51	PH6000-HY32	50	PTS6200-24	53
P6902-CP8-2	58	PEMS6000-G	51	PH6000-HY34	51	PTS6200-26	53
P6902-CP8-GSK	58	PEMS6000-G-SS	51	PH6000-HY35	51	PTS6200-35	53
P6902-LD-CVR	58	PEMS6000-HYM	51	PH6000-HY36	51	PTS6200-CVR-ORING	53
P6903-6080-WP	55	PEMS6000-HYM-IS	51	PH6000-HY37	51	PTS6200-LL-CP	53
P6903-75-1	55	PEMS6000-IS-CW	51	PH6000-HY40	51	PTS6200-PISTON	53
P6903-76-1	55	PERK6000-BD	53	PH6000-HY6	50	ZERK-ORK-1.0-CPM	49
P6903-77-1	55	PERK6000-BUTTON	53	PH6000-HY7	50	ZERK-ORK-1.5-CPM	49
P6912-1	56	PERK6000-CWR	53	PH6000-HY8	50	ZERK-ORK-1.6-CPM	49
P6912-42	56	PERK6000-L-CPCR	53	PH6000-HY9	50	ZERK-ORK-3.0-CPM	49
P6912-43	56	PERK6000-L-CPMCR	53	PH6000-HYA11	50	ZERK-ORK-3.5-CPM	49
P6912-B-L	56	PERK6000-MO	53	PH6000-HYA-FW	50	ZERK-ORK-1.0-CP	49
P6913-1	56	PERK6000-MRK	53	PH6000-HYA-SW	50	ZERK-ORK-1.5-CP	49
P6913-42	56	PERK6000-RK	53	PH6000-HYL3-FW	50	ZERK-ORK-1.6-CP	49
P6913-43	56	PERK6000-SCR	53	PH6000-HYL-MB	50	ZERK-ORK-3.0-CP	49
P6915-1	56	PERK6000-SR	53	PH6000-HYLP-MBP	50	ZERK-ORK-3.5-CP	49
P6915-42	56	PERK6000-W	53	PH6000-HYM	50, 52	ZGS-1280Z	54
P6915-43	56	PERK6000-W-TC	53	PH6000-HYM11	50	ZGS-320Z	54
P6919-42	56	PESS6000-20	52	PH6000-SHYL3-SW	50	ZGS-40Z	54
P6919-43	56	PESS6000-22	51, 52	PR6000-20-G3	53		
P6919-ADM-42	57	PESS6000-22A	51, 52	PR6000-23A	53		
P6919-ADM-43	57	PESS6000-22B	51, 52	PR6000-5	52		
P6919-ADM-SSH	57	PESS6000-22C	51, 52	PR6000-B	52		
P6919-CP4	56	PESS6000-22D	51, 52	PR6000-E13F	52		
P6919-CP8	56	PESS6000-23	51	PR6000-E13F-1	53		
P6919-CVR	56	PESS6000-24	51, 52	PR6000-E14	52		
P6919-SCREW	56	PESS6000-25	51	PR6000-E15A	53		
P6920-1	56	PESS6000-26	52	PR6000-EC25	52		
P6920-42	56	PESS6000-26A	52	PR6000-EC25-WS	52		
P6920-43	56	PESS6000-27	51	PR6000-EC25-WS1	52		
P6920-CP4-1	58	PESS6000-28	51	PR6000-EC-FF	52		
P6920-CP8-2	58	PESS6000-30	51, 52	PR6000-EC-WS	52		
P6922-1	56	PESS6000-31	51, 52	PR6000-EC-WS1	52		
P6922-43	56	PESS6000-32	51, 52	PR6000-EG	52		
PEG6003-24-G2	54	PESS6000-33	51, 52	PR6000-EG-WS1	52		
PEG6003-BD	54	PESS6000-BB	52	PR6000-EU	52		
PEG6003-C31	54	PESS6000-HY35-DRIVER	51	PR6000-EU25	52		
PEG6003-C-SD-CP	54	PH6000-HY1	50	PR6000-EU25-WS	52		
PEG6003-CVR-ORING	54	PH6000-HY10	50	PR6000-EU25-WS1	52		
PEG6003-CVR-ORING-G2	54	PH6000-HY11	50	PR6000-EU-WS	52		
PEG6003-CVR-S	54	PH6000-HY12	50	PR6000-EU-WS1	52		
PEG6003-D-SD	54	PH6000-HY15	50	PR6000-K25	52		
PEG6003-EL	54	PH6000-HY17	50	PR6000-KIT	53		
PEG6003-EL-G2	54	PH6000-HY18	50	PR6000-M	52		
PEG6003-FA	54	PH6000-HY19	50	PR6000-M9A	52		
PEG6003-FA-G2	54	PH6000-HY2	50	PR6000-MB	52		
PEG6003-HSA-1	54	PH6000-HY20	50	PR6000-MBB	52		
PEG6003-HSA-G2	54	PH6000-HY20L	50	PR6000-MC-G3	53		
PEG6003-J1-G2	54	PH6000-HY21	50	PR6000-MC-OB-G3	53		
PEG6003-L-1	54	PH6000-HY21L	50	PR6000-RP	52		
PEG6003-L-1-G2	54	PH6000-HY22	51	PR6000-SC	52		
PEG6003-M	54	PH6000-HY23	51	PR6000-SC3	52		
PEG6003-SRK	54	PH6000-HY24	51	PR6000-SH	52		
PEG6003-VBA	54	PH6000-HY25	51	PR6000-SH-DF	52		

Zurn/Sloan Comparison Guide

Zurn Aquaparts are interchangeable with Sloan Royal/Regal valves.

Zurn Aquaflush/AquaVantage	Sloan Royal/Regal	
Product Number	Product Number	Description
P6000-M1-CP	A-6-CP	Handle Coupling - CP
P6000-M1-RB	A-6-RB	Handle Coupling - RB
P6000-M10	A-31	Handle Gasket
P6000-L	A-71	Inside Plastic Cover
P6000-E14	A-15-A	Molded Disc
P6000-EC13	A-19-AC	Trip Mechanism/Relief Valve - Closet
P6000-EU13	A-19-AU	Trip Mechanism/Relief Valve - Urinal
P6000-ECR-FF	A-36-A	Closet Repair Kit - 4.5 gal.
P6000-EUR-WS	A-37-A	Urinal Repair Kit - 1.5 gal.
P6000-ECR-WS	A-38-A	Closet Repair Kit - 3.5 gal.
P6000-ECR-FP	A-39-A	Foot Pedal Repair Kit - Closet - 4.5 gal.
P6000-EUR-FP	A-40-A	Foot Pedal Repair Kit - Urinal - 1.5 gal.
P6000-ECR-WS1	A-41-A	Closet Repair Kit - 1.6 gal.
P6000-EUR-WS1	A-42-A	Urinal Repair Kit - 1.0 gal.
P6000-EUR-EWS	A-43-A	Urinal Repair Kit - 0.5 gal.
P6000-ECR-PWS	A-44-A	Closet Repair Kit - 2.4 gal.
P6000-EG-WS1	A-151-A	Low Consumption Guide Assembly - LC - 1.6 gal. (Old Style)
P6000-ER15	A-56-A	Diaphragm
P6000-EER	A-156-AA	Diaphragm Repair Kit
P6000-EG	A-163-A	Guide Assembly - Old Style with Reversible Flow Ring (For Black Segmented Diaphragm)
P6000-EUA-WS	A-1037-A	Water Saving Urinal Kit - 1.5 gal. flush
P6000-ECA-WS	A-1038-A	Water Saving Closet Kit - 3.5 gal. flush
P6000-ECA-WS1	A-1041-A	Low Consumption Closet Kit - 1.6 gal. flush
P6000-EUA-WS1	A-1042-A	Low Consumption Urinal Kit - 1.0 gal. flush
P6000-EUA-EWS	A-1043-A	Extra Water Saving Urinal Kit - .5 gal. flush
P6000-ECA-PWS	A-1044-A	Partial Water Saving Closet Kit - 2.4 gal. flush
P6000-ECA-WS1-RK	A-1101-A	Closet Rebuild Kit - Low Consumption - 1.6 gal. flush
P6000-ECA-WS-RK	A-1102-A	Closet Rebuild Kit - Water Saving - 3.5 gal. flush
P6000-ECA-PWS-RK	A-1103-A	Closet Rebuild Kit - Partial Water Saving - 2.4 gal. flush
P6000-EUA-EWS-RK	A-1106-A	Urinal Rebuild Kit - Extra Water Saving - .5 gal. flush
P6000-EUA-WS1-RK	A-1107-A	Urinal Rebuild Kit - Low Consumption - 1.0 gal. flush
P6000-EUA-WS-RK	A-1108-A	Urinal Rebuild Kit - Water Saving - 1.5 gal. flush
P6000-N-3.75L	B-12-A	Handle Assembly - 3-3/4" 'L' Dim.
P6000-N-4.75L	B-12-A	Handle Assembly - 4-3/4" 'L' Dim.
P6000-N-5.75L	B-12-A	Handle Assembly - 5-3/4" 'L' Dim.
P6000-N-6.75L	B-12-A	Handle Assembly - 6-3/4" 'L' Dim.
P6000-N-7.75L	B-12-A	Handle Assembly - 7-3/4" 'L' Dim.
P6000-N-8.75L	B-12-A	Handle Assembly - 8-3/4" 'L' Dim.
P6000-N-9.75L	B-12-A	Handle Assembly - 9-3/4" 'L' Dim.
P6000-N-10.75L	B-12-A	Handle Assembly - 10-3/4" 'L' Dim.
P6000-N-11.75L	B-12-A	Handle Assembly - 11-3/4" 'L' Dim.
P6000-N-12.75L	B-12-A	Handle Assembly - 12-3/4" 'L' Dim.
P6000-N-13.75L	B-12-A	Handle Assembly - 13-3/4" 'L' Dim.
P6000-N-14.75L	B-12-A	Handle Assembly - 14-3/4" 'L' Dim.
P6000-N1	B-23-A	Wall Flange
P6000-N3	B-24	Adjusting Nut
P6000-M4	B-32	Handle - CP (Grip Only)
P6000-M	B-32-A	Handle Assembly for Exposed Valve

Zurn/Sloan Comparison Guide, continued

Zurn Aquaparts are interchangeable with Sloan Royal/Regal valves.

Zurn Aquaflush/AquaVantage	Sloan Royal/Regal	
Product Number	Product Number	Description
P6000-M9	B-39-A	Handle Seal
P6000-MK	B-50-A/B-51-A	Handle Repair Kit for Exposed Valve (Side) - Zurn No-Leak
P6000-NK	B-55-A	Handle Repair Kit - Concealed Valve
P6000-M-BG	B-62-A	BioCare Handle Assembly
P6000-M-ADA	B-73-A	ADA Handle Assembly for Exposed Valve (Side)
P6000-ML4	C-2	Small Push Button - CP
P6000-ML	C-2-A	Small Push Button Assembly for Exposed Valve
P6000-NL-3.75L	C-9-A	Small Push Button Assembly - 3-3/4" 'L' Dim.
P6000-NL-4.75L	C-9-A	Small Push Button Assembly - 4-3/4" 'L' Dim.
P6000-NL-5.75L	C-9-A	Small Push Button Assembly - 5-3/4" 'L' Dim.
P6000-NL-6.75L	C-9-A	Small Push Button Assembly - 6-3/4" 'L' Dim.
P6000-NL-7.75L	C-9-A	Small Push Button Assembly - 7-3/4" 'L' Dim.
P6000-NL-8.75L	C-9-A	Small Push Button Assembly - 8-3/4" 'L' Dim.
P6000-NL-9.75L	C-9-A	Small Push Button Assembly - 9-3/4" 'L' Dim.
P6000-NL-10.75L	C-9-A	Small Push Button Assembly - 10-3/4" 'L' Dim.
P6000-NL-11.75L	C-9-A	Small Push Button Assembly - 11-3/4" 'L' Dim.
P6000-NL-12.75L	C-9-A	Small Push Button Assembly - 12-3/4" 'L' Dim.
P6000-NL-13.75L	C-9-A	Small Push Button Assembly - 13-3/4" 'L' Dim.
P6000-NL-14.75L	C-9-A	Small Push Button Assembly - 14-3/4" 'L' Dim.
P6000-MYWK	C-33-A	Foot Pedal Repair Kit for Exposed Flush Valve
P6000-MYW4	C-34	Foot Pedal
P6000-NYW2	C-35	Screw - CP
P6000-NYW3	C-40	Pedal Flange with Setscrew
P6000-NYW-3.75L	C-40-A	Pedal Assembly - 3-3/4" 'L' Dim.
P6000-NYW-4.75L	C-40-A	Pedal Assembly - 4-3/4" 'L' Dim.
P6000-NYW-5.75L	C-40-A	Pedal Assembly - 5-3/4" 'L' Dim.
P6000-NYW-6.75L	C-40-A	Pedal Assembly - 6-3/4" 'L' Dim.
P6000-NYW-7.75L	C-40-A	Pedal Assembly - 7-3/4" 'L' Dim.
P6000-NYW-8.75L	C-40-A	Pedal Assembly - 8-3/4" 'L' Dim.
P6000-NYW-9.75L	C-40-A	Pedal Assembly - 9-3/4" 'L' Dim.
P6000-NYW-10.75L	C-40-A	Pedal Assembly - 10-3/4" 'L' Dim.
P6000-NYW-11.75L	C-40-A	Pedal Assembly - 10-3/4" 'L' Dim.
P6000-NYW-12.75L	C-40-A	Pedal Assembly - 10-3/4" 'L' Dim.
P6000-NYW-13.75L	C-40-A	Pedal Assembly - 10-3/4" 'L' Dim.
P6000-NYW-14.75L	C-40-A	Pedal Assembly - 10-3/4" 'L' Dim.
P6000-ML3-4	C-42	3" Push Button Replacement Kit
P6000-ML3	C-42-A	3" Push Button Assembly for Exposed Valve
P6000-NL3-3.75L	C-43-A	3" Push Button Assembly - 3-3/4" 'L' Dim.
P6000-NL3-4.75L	C-43-A	3" Push Button Assembly - 4-3/4" 'L' Dim.
P6000-NL3-5.75L	C-43-A	3" Push Button Assembly - 5-3/4" 'L' Dim.
P6000-NL3-6.75L	C-43-A	3" Push Button Assembly - 6-3/4" 'L' Dim.
P6000-NL3-7.75L	C-43-A	3" Push Button Assembly - 7-3/4" 'L' Dim.
P6000-NL3-8.75L	C-43-A	3" Push Button Assembly - 8-3/4" 'L' Dim.
P6000-NL3-9.75L	C-43-A	3" Push Button Assembly - 9-3/4" 'L' Dim.
P6000-NL3-10.75L	C-43-A	3" Push Button Assembly - 10-3/4" 'L' Dim.
P6000-MHK	C-65-A	Small Push Button Repair Kit - Exposed Valve - Zurn No-Leak
P6000-NK	C-70-A	Small Push Button Repair Kit - Concealed
P6003-H26	F-3	3/4" Fiber Washer
P6001-H26	F-3	1-1/4" Fiber Washer

When ordering parts, always list product number and description.

Zurn/Sloan Comparison Guide, continued

Zurn Aquaparts are interchangeable with Sloan Royal/Regal valves.

Zurn Aquaflush/AquaVantage	Sloan Royal/Regal	
Product Number	Product Number	Description
P6000-H26	F-3	1-1/2" Fiber Washer
P6003-H27	F-5	3/4" Spud Rubber Gasket
P6001-H27	F-5	1-1/4" Spud Rubber Gasket
P6000-H27	F-5	1-1/2" Spud Rubber Gasket
P6003-H	F-5-A	3/4" Spud Escutcheon and Coupling Assembly
P6001-H	F-5-A	1-1/4" Spud Escutcheon and Coupling Assembly
P6000-H	F-5-A	1-1/2" Spud Escutcheon and Coupling Assembly
P6003-G	F-7	3/4" Wall Flange
P6000-G	F-7	1" Wall Flange
P6001-G-TUBE	F-7	1-1/4" Tube Flange
P6000-G-TUBE	F-7	1-1/2" Tube Flange
P6000-J9	H-5	Tailpiece for GJ - CP – 1-3/4"
P6000-C32-G-CP	H-6	Stop Nut/Coupling GJ - CP
P6000-C32-G-RB	H-6	Stop Nut/Coupling GJ - RB
P6000-C31	H-553	O-Ring for Tailpiece
PS-6003-C33	H-582	3/4" CP Cap - H-582 Royal
P6000-D42	H-584	1" Seal Seat
P6000-J1	H-551-A	Tailpiece Assembly 2-1/8" to Rough-in – 4-1/4" - 5-1/4" - CP
P6000-J1-RB	H-551-A	Tailpiece Assembly 2-1/8" to Rough-in – 4-1/4" - 5-1/4" - RB
P6000-J2	H-551-A	Tailpiece Assembly 2-3/4" to Rough-in – 5" - 5-3/4"
P6000-J3	H-551-A	Tailpiece Assembly 3-3/8" to Rough-in – 5-1/2" - 6-1/4"
P6000-J4	H-551-A	Tailpiece Assembly 4" to Rough-in – 6" - 7"
P6000-J5	H-551-A	Tailpiece Assembly 4-5/8" to Rough-in – 6-3/4" - 7-1/2"
P6000-D-SD	H-541-AA	SD Stop Repair Kit - 1"
PS-6000-D	H-543-AA	3/4" SD Stop Repair Kit - H-543-AA Royal
P6000-C-SD-CP	H-600-A/H-700-A	1" SD Stop - CP
P6000-C-WH-CP	H-600-A/H-700-A	1" WH Stop - CP
P6000-C-WH-RB	H-600-A/H-700-A	1" WH Stop - RB
P6003-C-WH-CP	H-600-A/H-700-A	3/4" WH Stop - CP
P6003-C-WH-RB	H-600-A/H-700-A	3/4" WH Stop - RB
P6000-CG-SD-CP	H-650-AG/H-750-A	1" SD GJ Straight Stop - CP
P6000-CG-SD-CP	H-650-AG/H-750-AG	1" SD GJ Straight Stop - CP
P6000-CG-WH-CP	H-650-AG/H-750-AG	1" WH GJ Straight Stop - CP
P6000-B	V-551-A	Vacuum Breaker Repair Kit
P6000-AA-CP	V-553-A	Vacuum Breaker Coupling - CP
P6000-AVB-CP	V-500-AA/V-600-AA	Vacuum Breaker - CP
P6003-A-CP	V-500-AA/V-600-AA	3/4" x 9" Flush Tube/Vacuum Breaker Less Nut - CP
P6001-A-CP	V-500-AA/V-600-AA	1-1/4" x 9" Flush Tube/Vacuum Breaker Less Nut - CP
P6000-A-CP	V-500-AA/V-600-AA	1-1/2" x 9" Flush Tube/Vacuum Breaker Less Nut - CP
P6000-1-A-CP	V-500-AA/V-600-AA	1-1/2" x 13-1/2" Flush Tube/Vacuum Breaker Less Nut - CP
P6000-2-A-CP	V-500-AA/V-600-AA	1-1/2" x 21 Flush Tube/Vacuum Breaker Less Nut - CP
P6000-3-A-CP	V-500-AA/V-600-AA	1-1/2" x 24 Flush Tube/Vacuum Breaker Less Nut - CP
P6001-1-A-CP**	V-500-AA/V-600-AA	1-1/4" x 13 Flush Tube/Vacuum Breaker Less Nut - CP
P6001-2-A-CP	V-500-AA/V-600-AA	1-1/4" x 21 Flush Tube/Vacuum Breaker Less Nut - CP
P6000-1-A-RB**	V-500-AA/V-600-AA	1-1/2" x 13 Flush Tube/Vacuum Breaker Less Nut - RB
P6000-30-A-RB**	V-500-AA/V-600-AA	1-1/2" x 30 Flush Tube/Vacuum Breaker Less Nut - RB
P6000-B-HP	V-651-A	High Pressure Vacuum Breaker

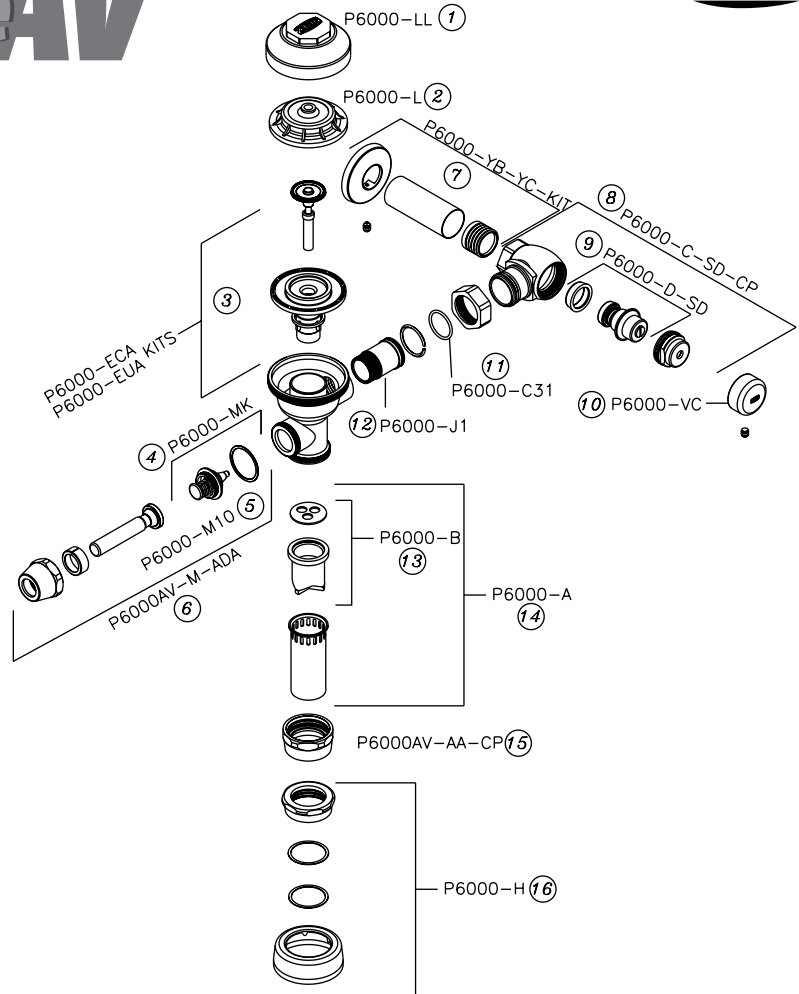
AquaVantage^{AV}

FLUSH VALVES

With Chemical and Clog-Resistant,
Triple Filter Diaphragm



Aquaparts
Product/Parts Identification



Standard Features on AquaVantage AV Flush Valves



High Pressure Vacuum Breaker



Low-Force, No Leak, ADA Handle



Cast Wall Flange with Setscrew



Vandal-Resistant Control Stop Cover

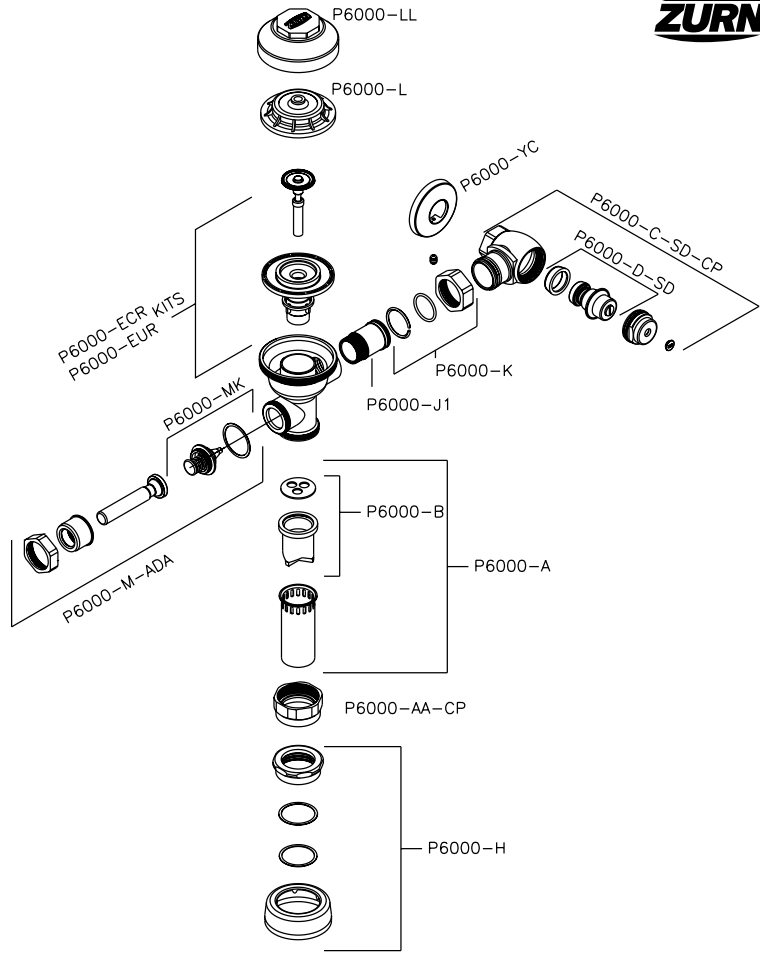
	Description	Product No.	Unit Price
1	Outside Cover - CP	P6000-LL-CP	\$26.70
2	Inside Plastic Cover	P6000-L	8.10
	Closest Repair Kit - 1.28 gpf	P6000-ECA-HET	45.60
3	Closest Repair Kit - 3.5 gpf	P6000-ECA-WS	45.60
	Closest Repair Kit - 1.6 gpf	P6000-ECA-WS1	45.60
	Closest Repair Kit - 2.4 gpf	P6000-ECA-PWS	45.60
	Urinal Repair Kit - 0.125 gpf	P6000-EUA-ULF	45.60
	Urinal Repair Kit - 1.5 gpf	P6000-EUA-WS	45.60
	Urinal Repair Kit - 1.0 gpf	P6000-EUA-WS1	45.60
	Urinal Repair Kit - 0.5 gpf	P6000-EUA-EWS	45.60
4	Handle Repair Kit	P6000-MK	4.00
5	Handle Gasket	P6000-M10	.45
6	Handle Assembly - ADA	P6000AV-M-ADA	20.30

	Description	Product No.	Unit Price
7	1" Sweat Solder Kit w/Cast Wall Flange	P6000-YBYC	\$27.15
	3/4" Sweat Solder Kit w/Cast Wall Flange	P6003-YBYC	27.15
8	Control Stop - 1" Closet	P6000-C-SD-CP	55.10
	Control Stop - 3/4" Urinal	P6003-C-SD-CP	55.10
9	Stop Valve Repair Kit - 1" and 3/4"	P6000-D-SD	11.90
10	Vandal-Resistant Stop Cover	P6000-VC	11.90
11	Tail Piece O-Ring	P6000-C31	1.25
12	Tailpiece Assembly	P6000-J1	16.20
13	High Pressure Vacuum Breaker Repair Kit	P6000-B-HP	3.80
14	Flush Tube Assembly for Flush Valves Specify diameter and length.	P6000-A	See Page 39
15	Vacuum Breaker Nut/Coupling - CP	P6000-AA-CP	10.05
16	Spud Coupling Assembly Specify size - 1-1/2", 1-1/4", 3/4"	P6000-H	16.00

Aquaflush®

FLUSH VALVES

**With Chemical and
Clog-Resistant Diaphragm**



Standard Features on Aquaflush Flush Valves



High Pressure Vacuum Breaker



Low-Force, No Leak, ADA Handle

For Aquaflush PL- Add

Cast Wall Flange
with Setscrew



Vandal-Resistant
Control Stop Cover

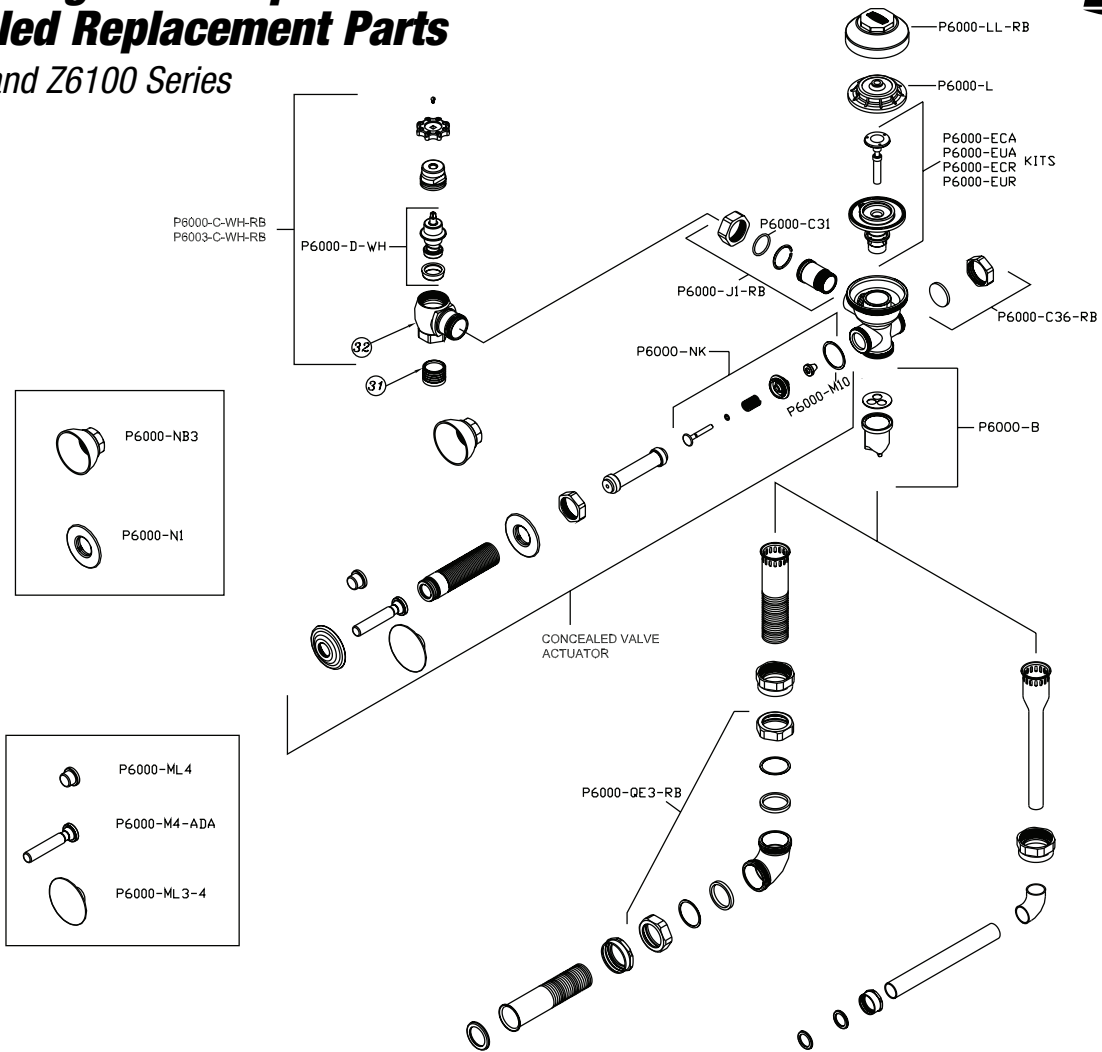


Covers and Repair Kits	Product No.	Unit Price
Outside Cover - CP	P6000-LL-CP	\$26.70
Inside Cover	P6000-L	8.10
Low Consumption Closet Kit – 1.6 gal. flush	P6000-ECR-WS1	32.55
Water Saving Closet Kit – 3.5 gal. flush	P6000-ECR-WS	23.35
Full Flow Closet Kit – 4.5 gal. flush	P6000-ECR-FF	23.35
Low Consumption Urinal Kit – 1.0 gal. flush	P6000-EUR-WS1	32.55
Water Saving Urinal Kit – 1.5 gal. flush	P6000-EUR-WS	23.35
Full Flow Urinal Kit – 3.0 gal. flush	P6000-EUR-FF	23.35
Repair Parts – Inside Parts	Product No.	Unit Price
Urinal Relief Valve	P6000-EU13	\$ 6.40
Closet Relief Valve	P6000-EC13	6.40
Molded Disc	P6000-E14	5.40
Diaphragm with Flow Rings	P6000-ER15	6.80
Aquaflush Rebuild Kits	Product No.	Unit Price
Closet and Urinal Rebuild Kits	P6000-ECR-WS-RK	\$30.65
	P6000-ECR-WS1-RK	37.65
	P6000-EUR-WS-RK	30.65
	P6000-EUR-WS1-RK	37.65
Handle Assembly and Repair Kits	Product No.	Unit Price
ADA Handle Assembly (Side)	P6000-M-ADA	\$20.30
Handle Repair Kit (Side)	P6000-MK	4.00
Handle Seal	P6000-M9	1.15
Handle Gasket	P6000-M10	.45

Handle Assembly and Repair Kits (cont'd.)	Product No.	Unit Price
Repair Kit for Front Operation - Exposed	P6000-MHK	\$ 5.55
Handle Assembly (Front)	P6000-MH	21.10
Control Stop Repair Kit and Parts	Product No.	Unit Price
Control Stop Repair Kit for 1" and 3/4"	P6000-D-SD	\$11.90
Seal Seat for 1" and 3/4"	P6000-D42	1.85
VP Control Stop Repair Kit for 1" and 3/4"	P6000-D-VP	11.90
Sweat Solder Connection 1"	P6000-YB	10.05
Sweat Solder Connection 3/4"	P6003-YB	10.05
Adjustable Tailpieces	Product No.	Unit Price
Adjustable Tailpiece for Standard Flush Valve	P6000-J1	\$16.20
Tailpiece Locking Ring	P6000-C30	.80
Tailpiece O-Ring	P6000-C31	1.25
Coupling Nut	P6000-C32	6.95
Flush Connections and Spud Coupling Kits	Product No.	Unit Price
Flush Tube Assembly for Flush Valves Specify diameter and length.	P6000-A	See Page 39
Vacuum Breaker Repair Kit	P6000-B	\$ 3.70
Spud Coupling Assembly Specify size.	P6000-H	See Page 42

AquaVantage® and Aquaflush® Concealed Replacement Parts

Z6100AV and Z6100 Series



AquaVantage Covers and Repair Kits	Product No.	Unit Price
Outside Cover - RB	P6000-LL-RB	\$24.45
Inside Cover	P6000-L	8.10
Low Consumption Closet Kit – 1.6 gal.	P6000-ECA-WS1	45.60
Water Saving Closet Kit – 3.5 gal.	P6000-ECA-WS	45.60
Full Flow Closet Kit – 4.5 gal.	P6000-ECA-FF	45.60
Low Consumption Urinal Kit – 1.0 gal.	P6000-EUA-WS1	45.60
Water Saving Urinal Kit – 1.5 gal.	P6000-EUA-WS	45.60
Full Flow Urinal Kit – 3.0 gal.	P6000-EUA-FF	45.60

Aquaflush Covers and Repair Kits	Product No.	Unit Price
Outside Cover - RB	P6000-LL-RB	\$24.45
Inside Cover	P6000-L	8.10
Low Consumption Closet Kit – 1.6 gal.	P6000-ECR-WS1	32.95
Water Saving Closet Kit – 3.5 gal.	P6000-ECR-WS	23.35
Full Flow Closet Kit – 4.5 gal.	P6000-ECR-FF	23.35
Low Consumption Urinal Kit – 1.0 gal.	P6000-EUR-WS1	32.95
Water Saving Urinal Kit – 1.5 gal.	P6000-EUR-WS	23.35
Full Flow Urinal Kit – 3.0 gal.	P6000-EUR-FF	23.35

Control Stop Repair Kit and Parts	Product No.	Unit Price
Control Wheel Handle Stop - 1"	P6000-C-WH-RB	\$53.05
Control Wheel Handle Stop - 3/4"	P6003-C-WH-RB	53.05
Control Stop Repair Kit for 1" and 3/4"	P6000-D-WH	14.05
Sweat Solder Connection	P6000-YBA	4.35

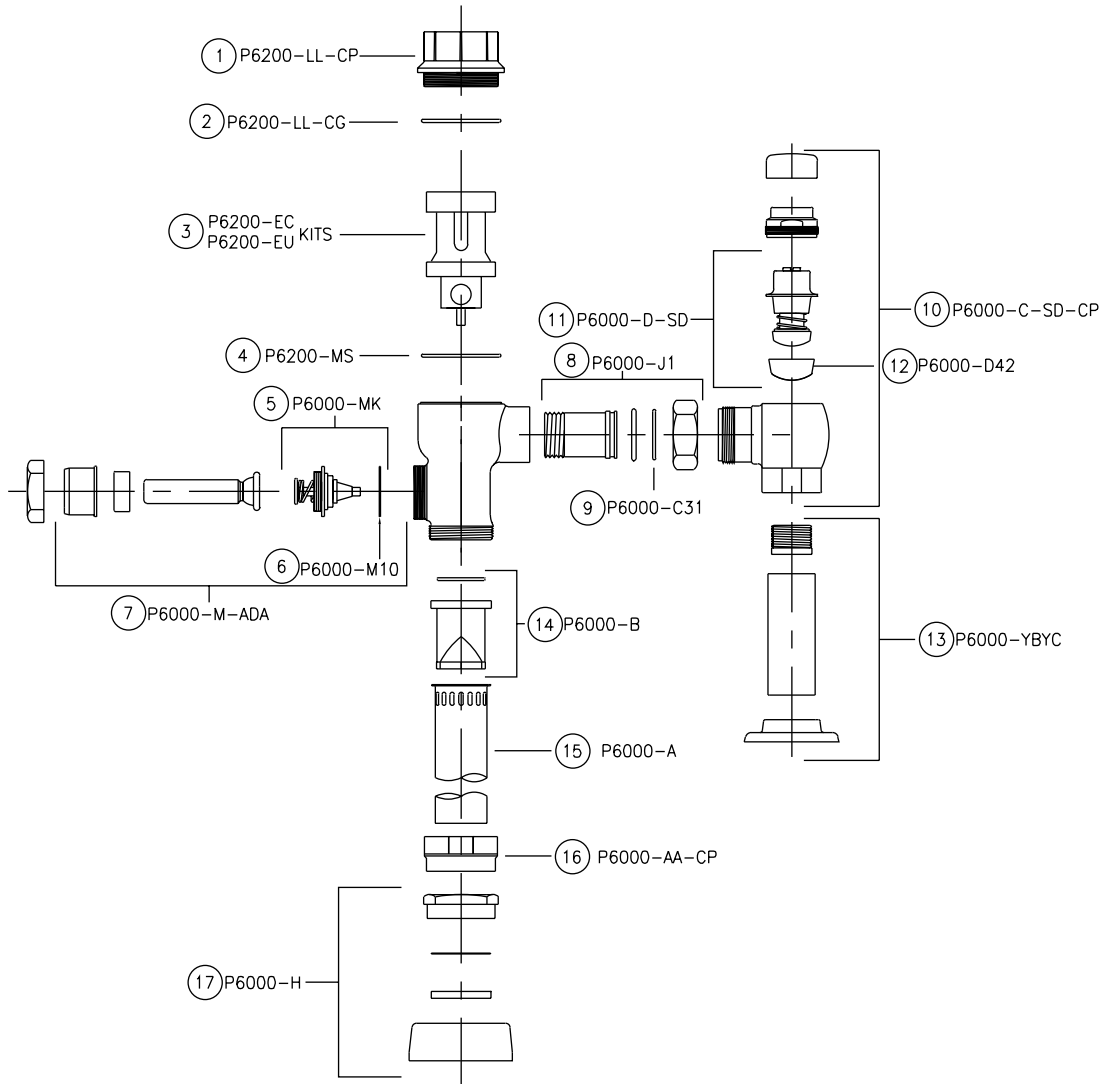
Handle Assembly and Repair Kits	Product No.	Unit Price
Concealed Valve Actuator Specify type and 'L' dim.	P6000-N- P6000-NL- P6000-NL3-	See Page 45
Handle Repair Kit	P6000-NK	\$7.50
Handle Seal	P6000-M9	1.15
Handle Gasket	P6000-M10	.45

Adjustable Tailpieces	Product No.	Unit Price
Adjustable Tailpiece for Standard Flush Valve	P6000-J1-RB	\$10.65
Tailpiece Locking Ring	P6000-C30	.80
Tailpiece O-Ring	P6000-C31	1.25
Coupling Nut	P6000-C32-RB	5.55
Handle Nut Solid with Gasket	P6000-C36-RB	6.05

Flush Connections and Spud Coupling Kits	Product No.	Unit Price
Flush Tube Assembly for Concealed Flush Valves – Refer to Section Q on page 48. Specify 'L' dim. and valve used.	P6000-QFC __	See Page 48
High Pressure Vacuum Breaker Repair Kit	P6000-B-HP	\$3.80
Spud Coupling Assembly		
For 1-1/2"	P6000-HN-RB	6.80
For 1-1/4"	P6001-HN-RB	8.35
For 3/4"	P6003-HN-RB	6.80

For additional information, see FV212 or FV251.

Metroflush® Replacement Parts

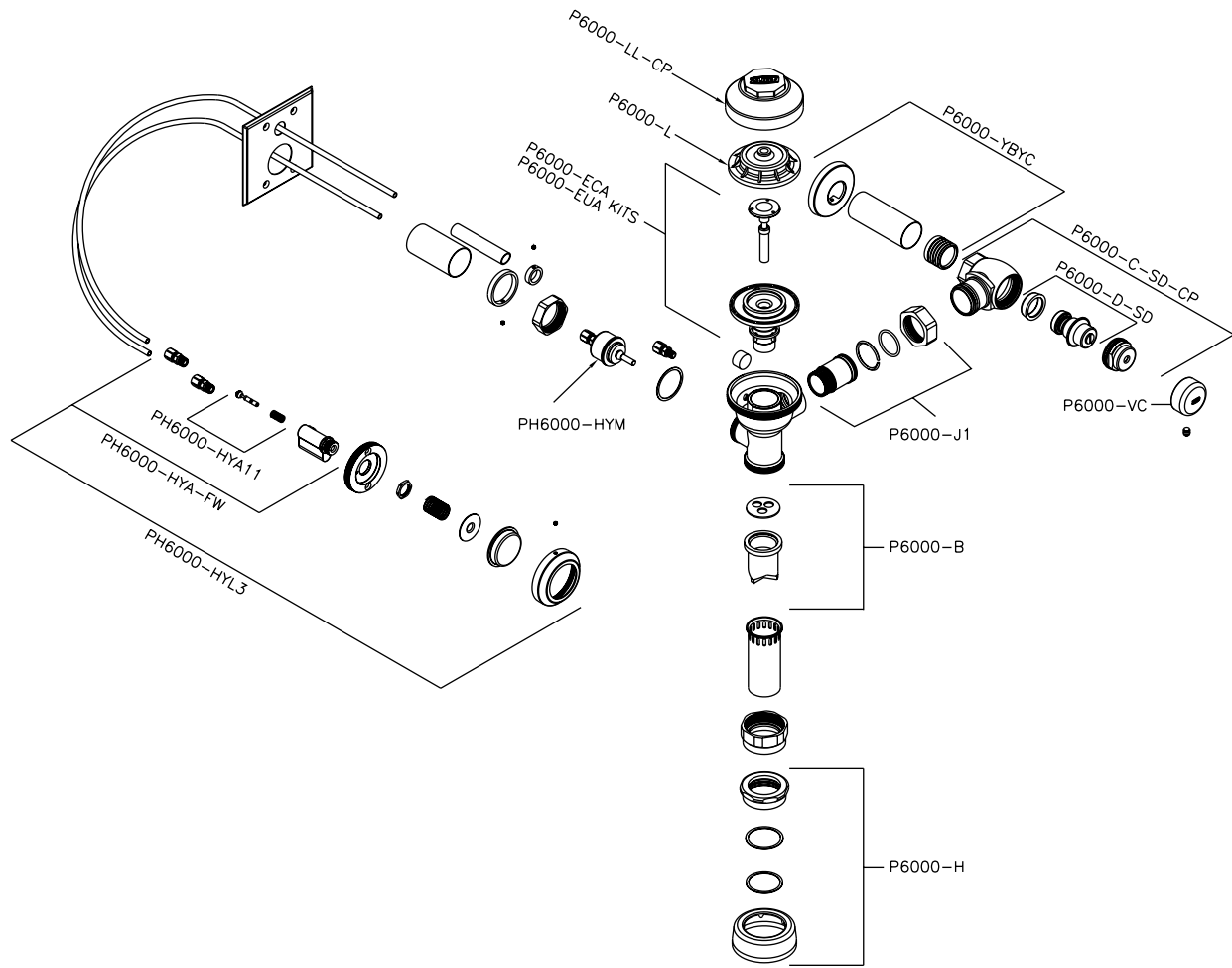


	Description	Product No.	Unit Price
1	Outside Cover - CP	P6200-LL-CP	\$27.55
2	Cover Gasket	P6200-LL-CG	1.00
3	Metroflush Repair Kit - Closet 3.5 gal.	P6200-EC-WS	27.25
	Metroflush Repair Kit - Closet 1.6 gal.	P6200-EC-WS1	27.25
	Metroflush Repair Kit - Closet 1.28 gal.	P6200-EC-HET	27.25
	Metroflush Repair Kit - Urinal 1.5 gal.	P6203-EU-WS	27.25
	Metroflush Repair Kit - Urinal 1.0 gal.	P6203-EU-WS1	27.25
4	Main Seat for Metroflush Valve	P6200-MS	12.20
5	Handle Repair Kit	P6000-MK	4.00
6	Handle Gasket	P6000-M10	.45
7	Handle Assembly - ADA	P6000-M-ADA	20.30
8	Adjustable Tailpieces for Std. Flush Valve	P6000-J1	16.20
9	Tailpiece O-Ring	P6000-C31	1.25
10	Control Stop - 1" - Closet	P6000-C-SD-CP	55.10
	Control Stop - 3/4" - Urinal	P6003-C-SD-CP	55.10

	Description	Product No.	Unit Price
11	Control Stop Repair Kit - 1" and 3/4"	P6000-D-SD	\$11.90
12	Seal/Plug Seat for 1" and 3/4"	P6000-D42	1.85
13	1" Sweat Solder Kit w/Cast Wall Flange	P6000-YBYC	27.15
	3/4" Sweat Solder Kit w/Cast Wall Flange	P6003-YBYC	27.15
14	Vacuum Breaker Repair Kit	P6000-B	3.70
15	Flush Tube Assembly - 1-1/2"	P6000-A-CP	21.60
	Flush Tube Assembly - 1-1/4"	P6001-A-CP	21.60
	Flush Tube Assembly - 3/4"	P6003-A-CP	21.60
16	Vacuum Breaker Nut/Coupling - CP	P6000-AA-CP	10.05
17	Spud Escutcheon and Coupling Assembly -		
	For 1-1/2"	P6000-H	16.00
	For 1-1/4"	P6001-H	16.00
	For 3/4"	P6003-H	16.00

For additional information, see FV116.

AquaVantage® and Aquaflush® Hydraulic-Operated Replacement Parts



AquaVantage Covers and Repair Kits	Product No.	Unit Price
Outside Cover - CP	P6000-LL-CP	\$26.70
Inside Cover	P6000-L	8.10
Low Consumption Closet Kit – 1.6 gal.	P6000-ECA-WS1	45.60
Water Saving Closet Kit – 3.5 gal.	P6000-ECA-WS	45.60
Full Flow Closet Kit – 4.5 gal.	P6000-ECA-FF	45.60
Low Consumption Urinal Kit – 1.0 gal.	P6000-EUA-WS1	45.60
Water Saving Urinal Kit – 1.5 gal.	P6000-EUA-WS	45.60
Full Flow Urinal Kit – 3.0 gal.	P6000-EUA-FF	45.60

Aquaflush Repair Kits	Product No.	Unit Price
Low Consumption Closet Kit – 1.6 gal.	P6000-ECR-WS1	\$32.55
Water Saving Closet Kit – 3.5 gal.	P6000-ECR-WS	23.35
Full Flow Closet Kit – 4.5 gal.	P6000-ECR-FF	23.35
Low Consumption Urinal Kit – 1.0 gal.	P6000-EUR-WS1	32.55
Water Saving Urinal Kit – 1.5 gal.	P6000-EUR-WS	23.35
Full Flow Urinal Kit – 3.0 gal.	P6000-EUR-FF	23.35

Actuator Assembly and Repair Parts	Product No.	Unit Price
Large Push Button Assembly, Fixture Wall	PH6000-HYL3-FW	\$ 92.75
Large Push Button Assembly, Side Wall	PH6000-SHYL3-SW	144.70
Metal Push Button Assembly	PH6000-HYL-MB	118.40
Metal Push Button Assembly for Penal Use	PH6000-HYLP-MBP	123.90
Repair Kit for Hydraulic Actuator	PH6000-HYA11	16.15

Control Stops and Repair Kits	Product No.	Unit Price
Control Stop Repair Kit for 1" and 3/4"	P6000-D-SD	\$11.90
Control Stop - 1"	P6000-C-SD-CP	55.10
Control Stop - 3/4"	P6003-C-SD-CP	55.10
Control Stop - 1" Concealed	P6000-C-WH-RB	53.05
Control Stop - 3/4" Concealed	P6003-C-WH-RB	53.05

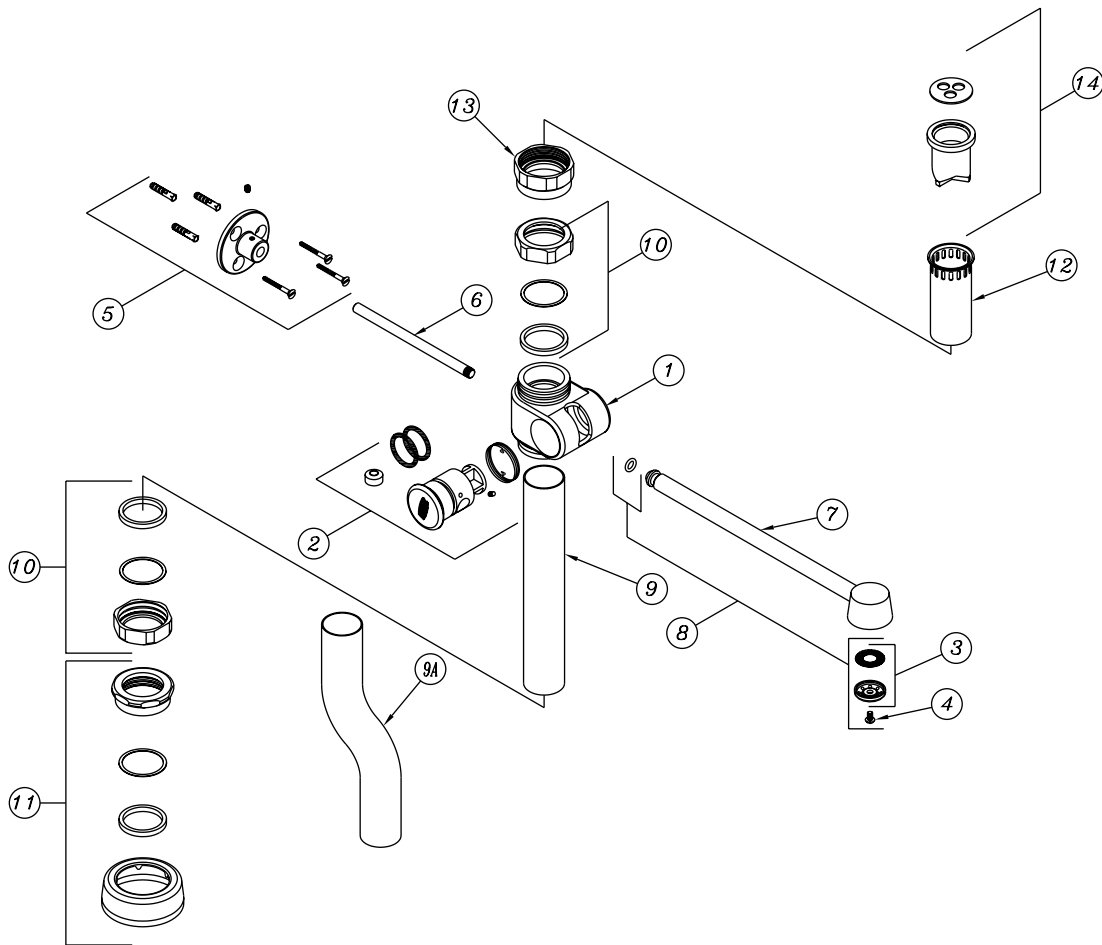
Sweat Solder Kit	Product No.	Unit Price
Solder Adapter, Cover Tube, and Cast Wall Flange	P6000-YBYC	\$27.15

Adjustable Tailpieces	Product No.	Unit Price
Adjustable Tailpieces for Standard Flush Valve	P6000-J1	\$16.20
Tailpiece Locking Ring	P6000-C30	.80
Tailpiece O-Ring	P6000-C31	1.25
Coupling Nut	P6000-C32-CP	5.55

Flush Connections and Spud Coupling Kits	Product No.	Unit Price
Flush Tube Assemblies for Flush Valves Specify diameter and length.	P6000-A	See Page 39
High Pressure Vacuum Breaker Repair Kit	P6000-B-HP	\$ 3.80
Spud Coupling Assembly		
For 1-1/2"	P6000-H	16.00
For 1-1/4"	P6001-H	16.00
For 3/4"	P6003-H	16.00

For additional information, see FV241.

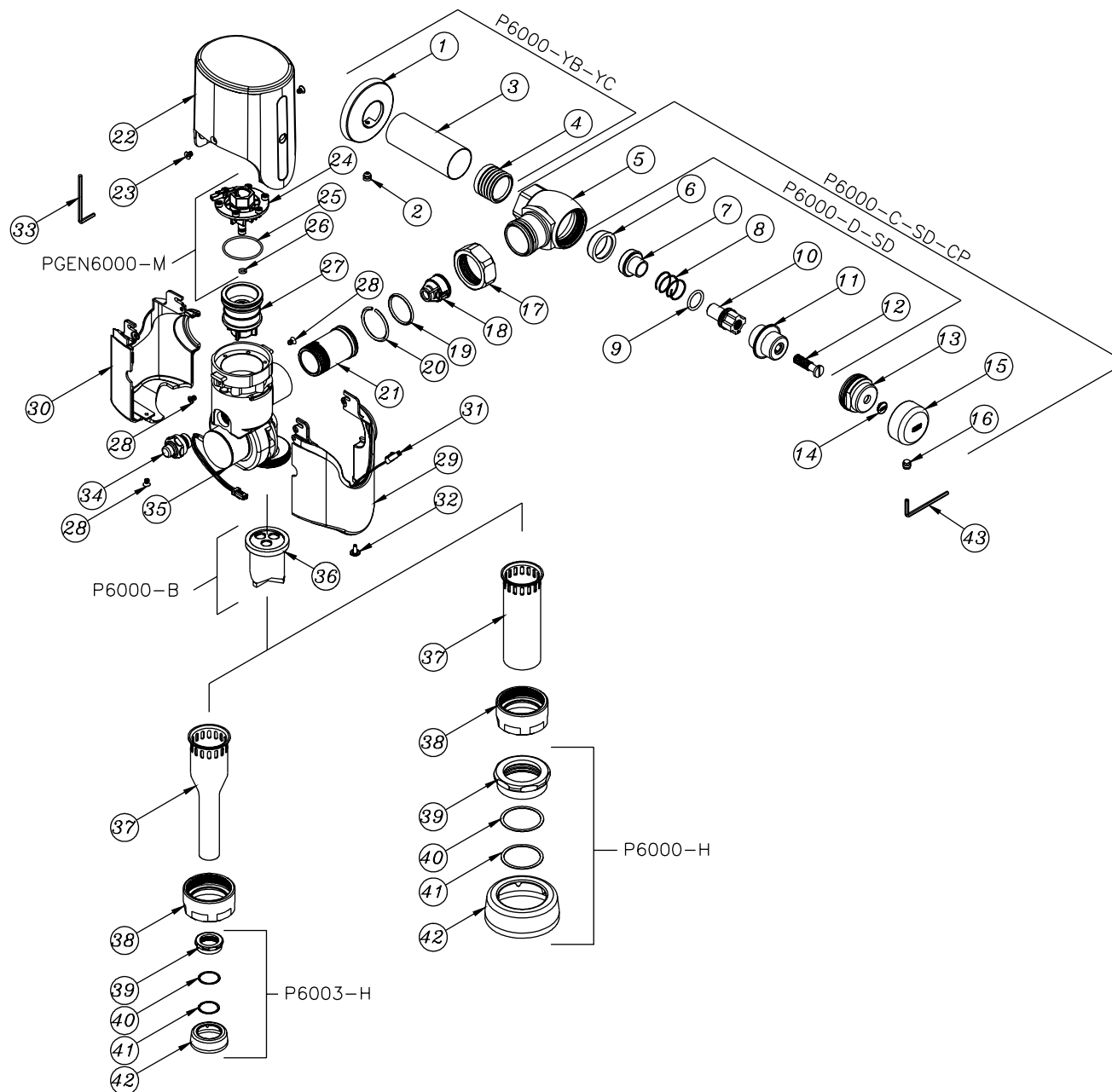
Bedpan Washer (New Style) Replacement Parts



	Description	Product No.	Unit Price
1	Diverter Body	P6000-PN21	\$104.75
2	Elbow Assembly (Elbow, Spring, Setscrew, 2 O-Rings, and Grommet)	P6000-PN20	71.15
3	Spray Disc	P6000-P3	2.25
4	Spray Disc Screw	P6000-P4	1.90
5	Wall Flange with Setscrew and Mounting Hardware	P6000-P8	28.90
6	Support Rod	P6000-P8-1	16.25
7	Spray Arm Assembly - 12"	P6000-PN18	81.10
8	Spray Arm Repair Kit (O-Ring, Spray Disc, Screen, and Screw)	P6000-PN19	9.20
9	Bottom Tube	P6000-P15	38.45
9A	Optional Offset Tube	P6000-P15-LO	39.80
10	Coupling Assembly - 1-1/2"	P6000-HN-CP	9.55
11	Spud Coupling Assembly - 1-1/2"	P6000-H	16.00
12	Vacuum Breaker Tube	P6000-1-A-CP	36.40
13	Tube Nut	P6000-AA-CP	10.05
14	High Pressure Vacuum Breaker Repair Kit	P6000-B-HP	3.80
15	Bedpan Diverter Rebuild Kit (Items 8, 2 [Except Elbow], Tube Gasket)	P6000-PN22	12.90

For additional information, see FV335.

ZGEN6200EV HydroVantage™ Valve Replacement Parts

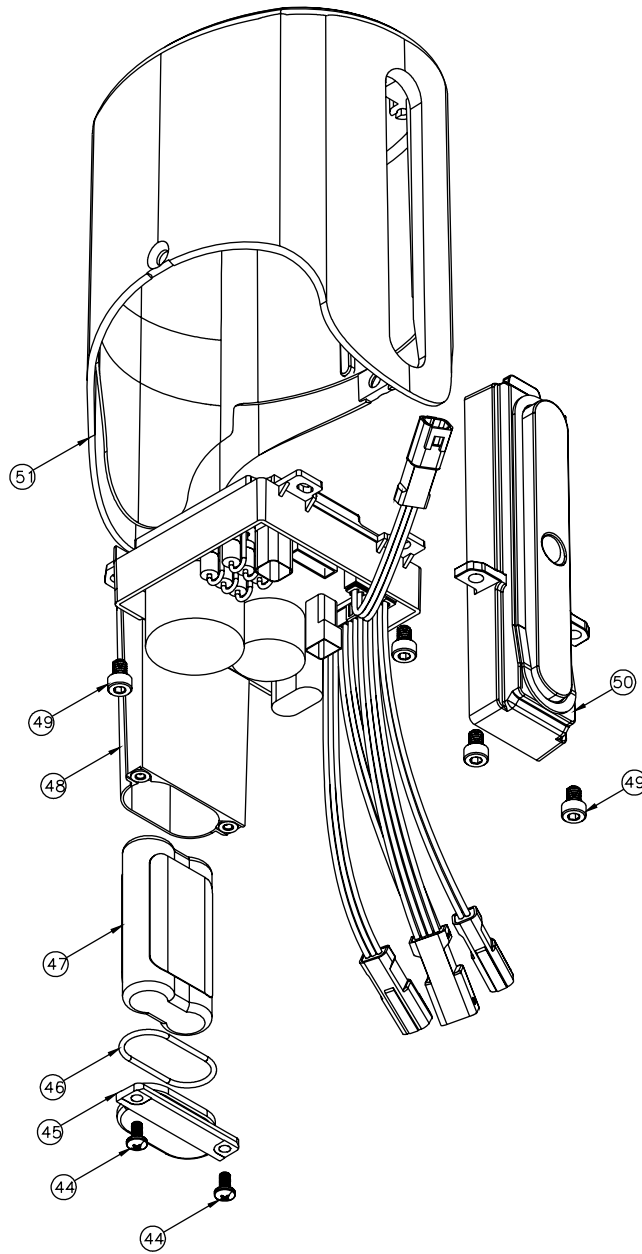


Control Stop Repair Kit and Parts	Product No.	Unit Price
Control Stop Repair Kit for 1" and 3/4", Includes Items 6-12	P6000-D-SD	\$11.00
Seal Seat for 1" and 3/4", Includes Item 6	P6000-D42	1.70
Sweat Solder Adapter, Includes Item 4	P6000-YBA	4.00
Repair Parts	Product No.	Unit Price
Filter Replacement, Item 18	PGEN6200-FA	\$ 7.00
HydroVantage Replacement Screws, Items 23, 28, 44, and 49	PGEN6200-S-KIT	5.95
Vandal-Resistant Valve Cap Screws, Items 23 and 33	PGEN6200-L-S	3.30
Interface Cable, Items 31 and 32	PGEN6200-IC	11.00

Covers and Repair Kits	Product No.	Unit Price
Hydro Generator Replacement Kit, Items 17-21 and 35	PGEN6200-GEN	\$322.50
Valve Cap, Items 23, 33, and 51	PGEN6200-L	60.00
Lower Body Housing Replacement Kit, Items 23, 28-33	PGEN6200-HSA	61.40
Push Button Replacement Kit, Item 34	PGEN6200-MOB	21.00
Vacuum Breaker Tube Nut for HydroVantage, Item 38	PGEN6200-AA-CP	9.30
Solenoid and Valve Kits	Product No.	Unit Price
Solenoid Replacement Kit, Items 24-25	PGEN6200-M	\$ 28.80
Solenoid O-Rings, Includes Items 25-26	PGEN6200-M-RING	1.00
Piston Replacement Kit, Item 27	PGEN6200-EC	13.60

For additional information, see FV520.

ZGEN6200EV HydroVantage™ Electronics

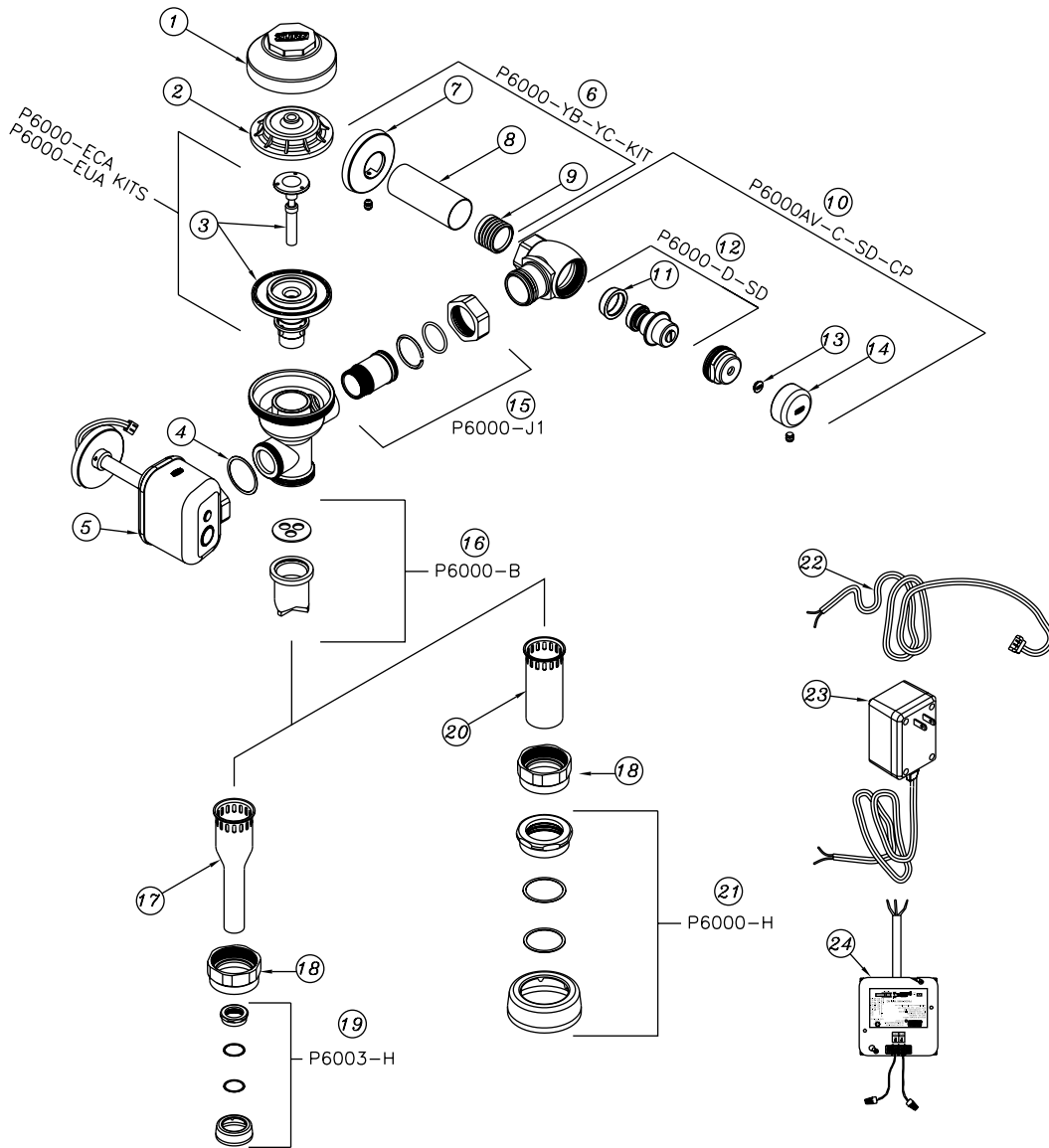


Sensor Replacement Parts	Product No.	Unit Price
Sensor Assembly, Item 50	PGEN6200-SR	\$135.25
1.28 gpf Cap, Electronics, and Sensor Assembly, Item 22	PGEN6200-LL-1.28	672.50
1.6 gpf Cap, Electronics, and Sensor Assembly, Item 22	PGEN6200-LL-1.6	672.50
1.0 gpf Cap, Electronics, and Sensor Assembly, Item 22	PGEN6203-LL-1.0	672.50
0.5 gpf Cap, Electronics, and Sensor Assembly, Item 22	PGEN6203-LL-0.5	672.50

Electronics Replacement Parts	Product No.	Unit Price
1.28 gpf Electronics Assembly, Item 48	PGEN6200-EL-1.28	\$481.00
1.6 gpf Electronics Assembly, Item 48	PGEN6200-EL-1.6	481.00
1.0 gpf Electronics Assembly, Item 48	PGEN6200-EL-1.0	481.00
0.5 gpf Electronics Assembly, Item 48	PGEN6200-EL-0.5	481.00
Battery Drawer Repair Kit, Items 44-46	PGEN6200-BD-KIT	3.50
Replacement Battery, Item 47	PGEN6200-BAT	75.25

For additional information, see FV520.

ZEMS-IS Series Replacement Parts



	Description	Product No.	Unit Price
1	Outside Brass Cover	P6000-LL-CP	\$26.70
2	Inside Plastic Cover	P6000-L	8.10
3	Closet Repair Kit	P6000-ECA	45.60
	Urinal Repair Kit	P6000-EUA	45.60
4	Handle Gasket	P6000-M10	0.45
5	Actuator Assembly for Exposed ZEMS Valves	PEMS6000-HYM-IS	362.00
6	Sweat Solder Kit with Cast Flange	P6000-YBYC	27.15
7	Cast Wall Flange	P6000-YC	17.00
8	6" Cover Tube	P6000-YB-CVR6	24.00
9	Sweat Solder Adapter	P6000-YBA	4.35
10	1" SD Stop - CP with Vandal-Resistant Cover	P6000AV-C-SD-CP	68.30
11	Seal/Plug Seat for 1" and 3/4"	P6000-D42	1.85
12	SD Stop Valve Repair Kit	P6000-D-SD	11.90

	Description	Product No.	Unit Price
13	Stop Cap Screw Cover	P6000-C33	\$ 2.05
14	Vandal-Resistant Cap	P6000-VC	11.90
15	Tailpiece	P6000-J1	16.20
16	High Pressure Vacuum Breaker Repair Kit	P6000-B-HP	3.80
17	3/4" x 9" Vacuum Breaker Tube	P6003-A-CP	21.60
18	Vacuum Breaker Nut	P6000-AA-CP	10.05
19	3/4" Spud Coupling Assembly	P6003-H	16.00
20	1-1/2" x 9" Vacuum Breaker Tube	P6000-A-CP	21.60
21	1-1/2" Spud Coupling Assembly	P6000-H	16.00
22	Connecting Wire	PEMS6000-IS-CW	4.85
23	Plug-in Power Converter	P6000-PC6	40.55
24	Hardwire Power Converter	P6000-HW6	63.65

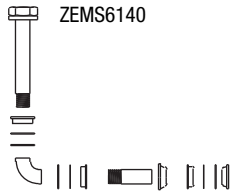
ZEMS Closet Series Replacement Parts



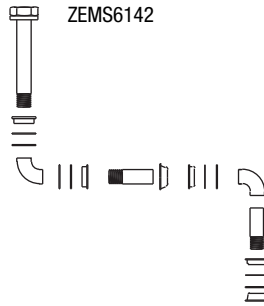
ZEMS6000
ZEMS6000-2
ZEMS6000-3



ZEMS6140



ZEMS6142



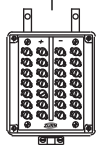
ZEMS6152



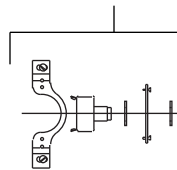
INSTALL WITH FLANGE
AGAINST SPUD



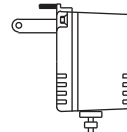
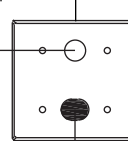
P6000-MJ



PESS6000-24

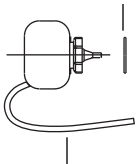


PESS6000-22

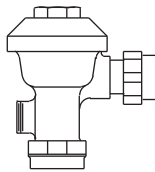


P6000-PC6

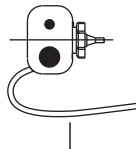
P6000-M10



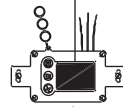
PEMS6000-HYM
(For Concealed Valves)



Valve Body



PEMS6000-HYM-IS
(For Exposed Valves)

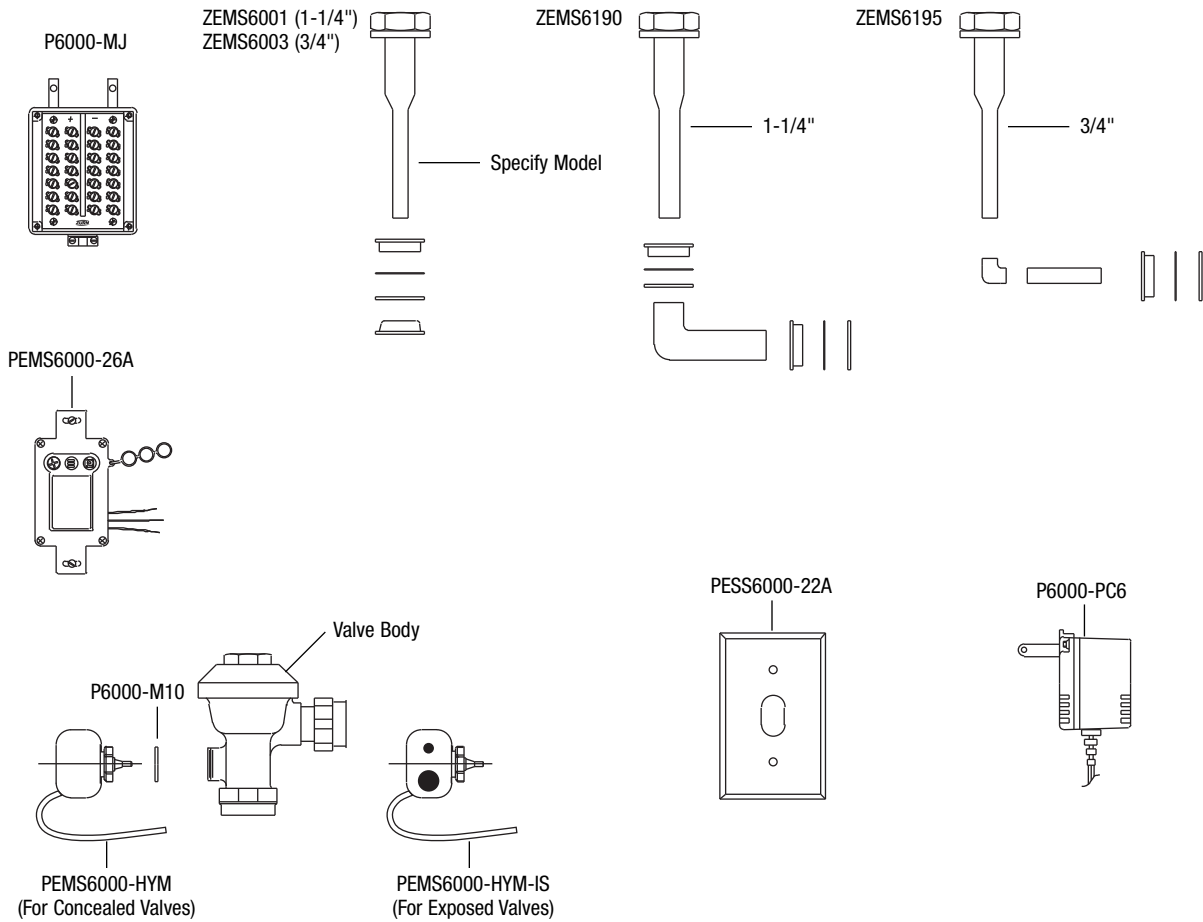


PEMS6000-26

Description	Product No.	Unit Price
Sensor for Closet ZEMS	PEMS6000-26	\$262.55
Actuator Assembly for ZEMS Valves - Concealed	PEMS6000-HYM	287.20
Actuator Assembly for ZEMS Valves - Exposed	PEMS6000-HYM-IS	362.00
Closet Sensor Cover Plate with Override Hole - 4" x 4"	PESS6000-22	57.50
Override Push Button Assembly	PESS6000-24	28.25
Handle Gasket	P6000-M10	.45
Mini Junction Box (Shown Less Cover)	P6000-MJ	222.00
6 VDC Power Converter	P6000-PC6	40.55
Hardwire Power Converter (Not Shown)	P6000-HW6	63.65

For additional information, see FV38-WCS.

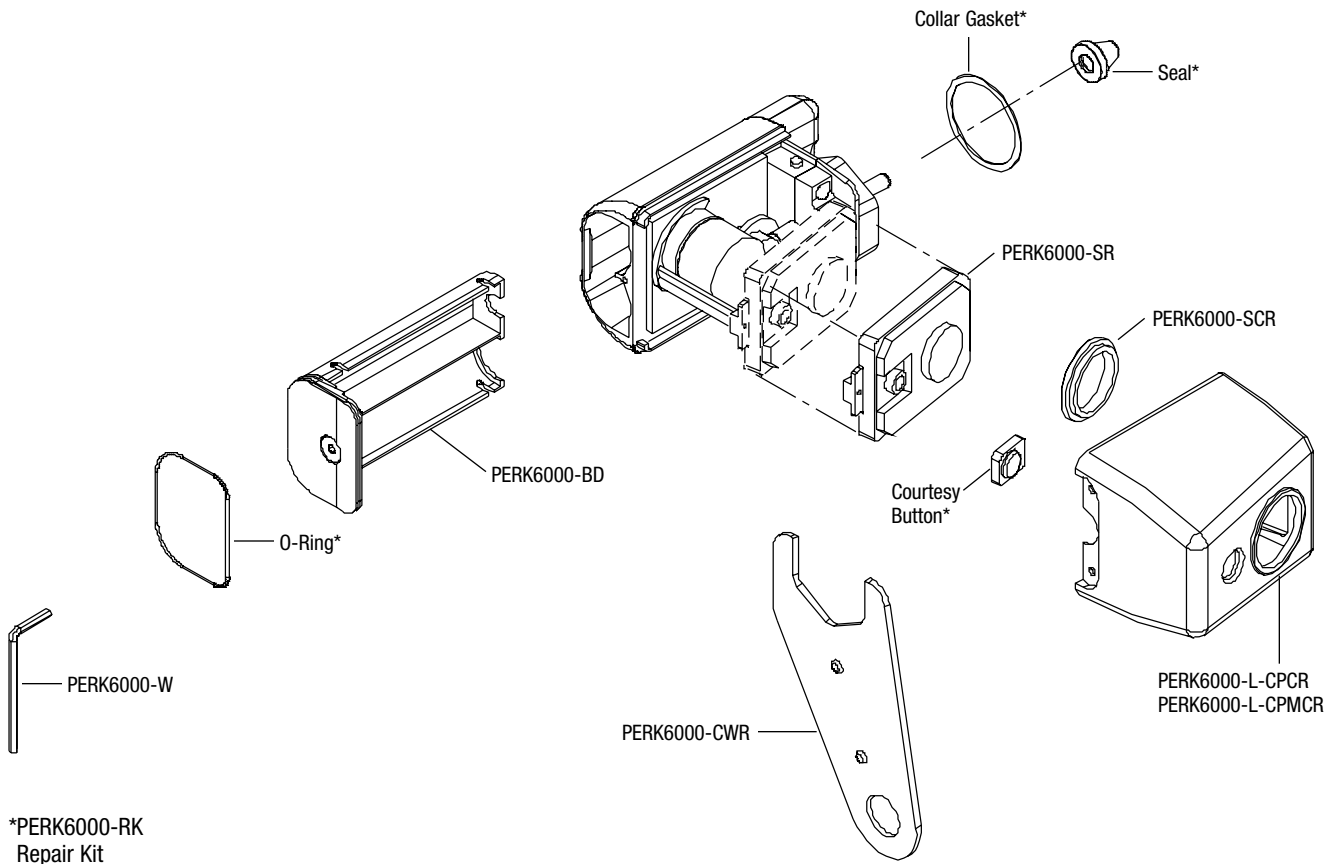
ZEMS Urinal Valve Replacement Parts



Description	Product No.	Unit Price
Sensor for Urinal ZEMS	PEMS6000-26A	\$262.55
Actuator Assembly for ZEMS Valves - Concealed	PEMS6000-HYM	287.20
Actuator Assembly for ZEMS Valves - Exposed	PEMS6000-HYM-IS	362.00
Urinal Sensor Cover Plate - 2" x 4"	PESS6000-22A	35.85
Handle Gasket	P6000-M10	.45
Mini Junction Box (Shown Less Cover)	P6000-MJ	222.00
6 VDC Power Converter	P6000-PC6	40.55
Hardwire Power Converter (Not Shown)	P6000-HW6	63.65

For additional information, see FV37-US.

E-Z Flush® Replacement Parts



Description	Product No.	Unit Price
Chrome Plastic Cover	PERK6000-L-CPCR	\$ 14.80
Chrome Metal Cover	PERK6000-L-CPMCR	83.10
Replacement Lens	PERK6000-SCR	5.40
Handle Nut Wrench	PERK6000-CWR	14.80
Battery Drawer	PERK6000-BD	14.80
Allen Wrench	PERK6000-W	2.60
Sensor Module	PERK6000-SR	223.35
Repair Kit - Includes Courtesy Button Cap, O-Ring, Collar Gasket, and Seal	PERK6000-RK	16.05
Handle Port Repair Kit - Includes Retainer, Collar Gasket, and Seal	PERK6000-MRK	5.40

For additional information, see FV237.

RetroFlush® Replacement Parts



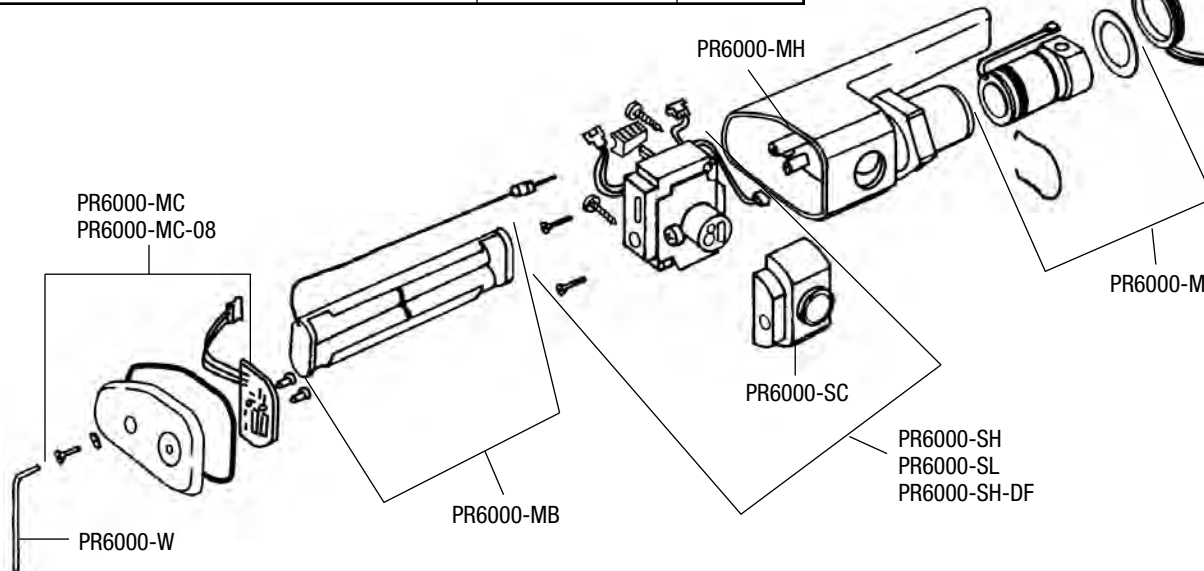
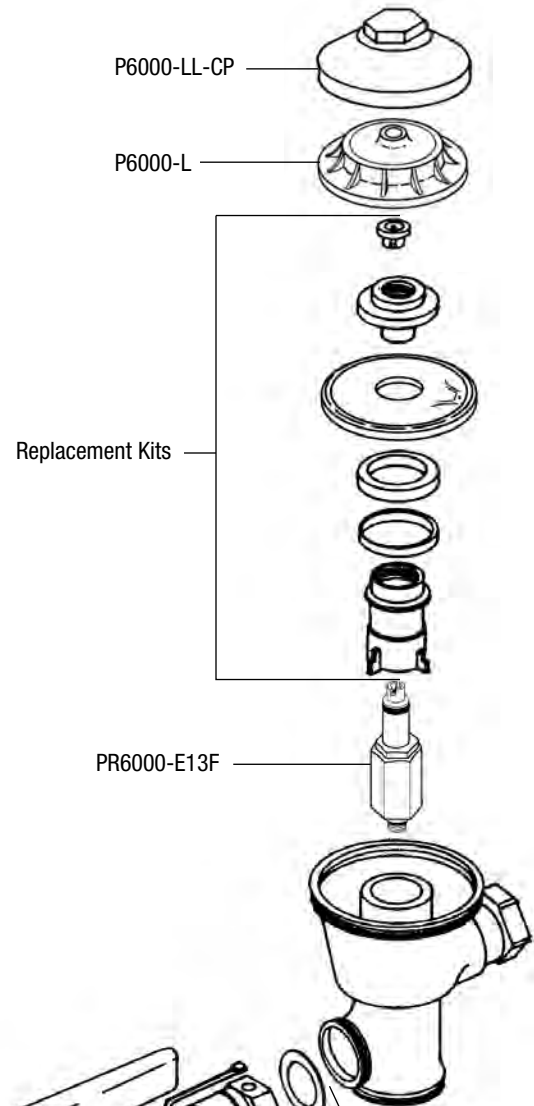
Covers	Product No.	Unit Price
Outside Brass Cover - CP	P6000-LL-CP	\$26.70
Inside Plastic Cover	P6000-L	8.10

Replacement Kits	Product No.	Unit Price
Closet Replacement Kit – 4.5 gal.	PR6000-EC-FF	\$59.60
Water Saving Closet Replacement Kit – 3.5 gal.	PR6000-EC-WS	59.60
Low Consumption Closet Replacement Kit – 1.6 gal.	PR6000-EC-WS1	59.60
Urinal Replacement Kit – 3.0 gal.	PR6000-EU	59.60
Water Saving Urinal Replacement Kit – 1.5 gal.	PR6000-EU-WS	59.60
Low Consumption Urinal Replacement Kit – 1.0 gal.	PR6000-EU-WS1	59.60

Replacement Parts - Inside Components	Product No.	Unit Price
Trip Mechanism (Riser Tube) with Filter	PR6000-E13F	\$20.30
Black Volume Control – 4.5 GpF	PR6000-EC25	3.60
White Volume Control – 3.5 GpF	PR6000-EC25-WS	3.60
Orange Volume Control – 1.6 GpF	PR6000-EC25-WS1	3.60
Orange Volume Control – 3.0 GpF	PR6000-EU25	3.60
Green Volume Control – 1.5 GpF	PR6000-EU25-WS	3.60
Yellow Volume Control – 1.0 GpF	PR6000-EU25-WS1	3.60

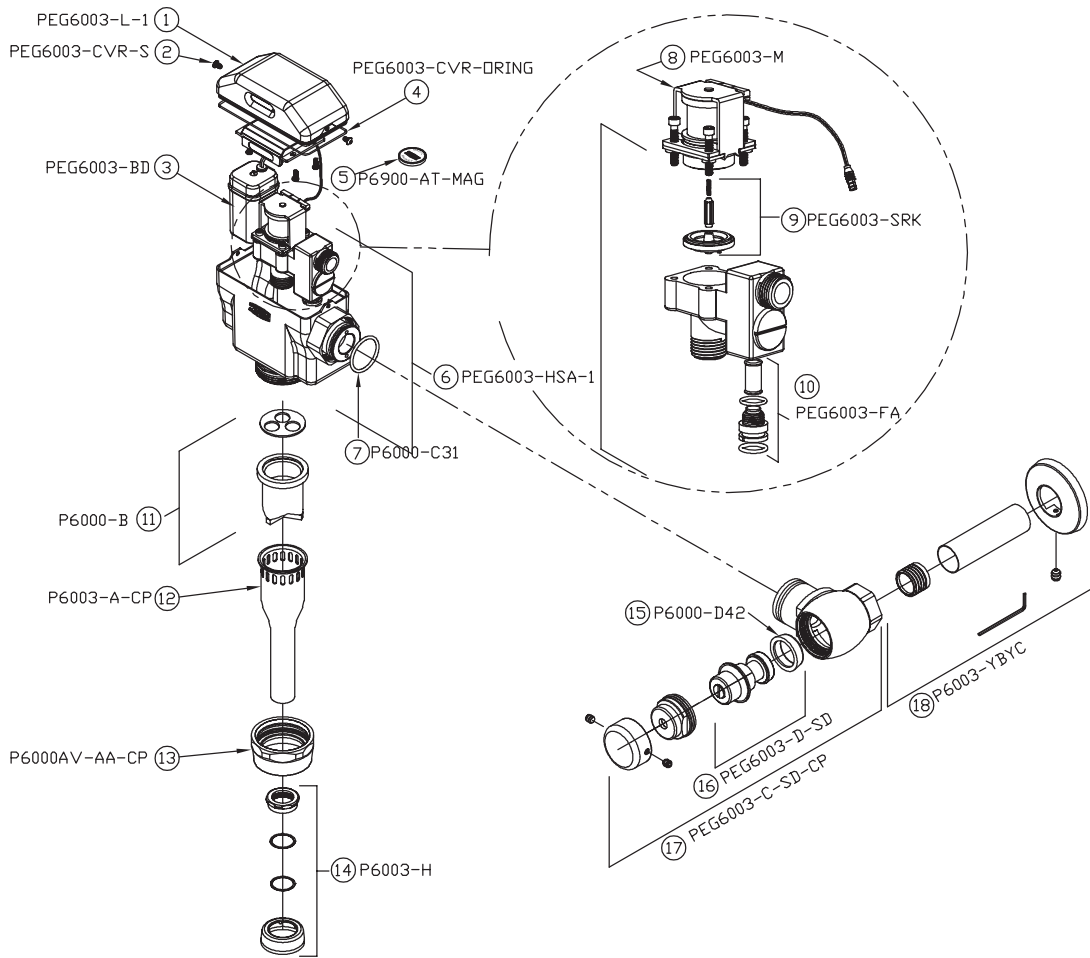
Sensor Module Replacement Parts	Product No.	Unit Price
Solenoid Valve Replacement Kit – Includes Solenoid, Quad Ring, Retainer Clip, -M10 Handle Gasket, Grease	PR6000-M	\$ 65.55
Sensor Kit - Closet (3, 4, 5, 6)	PR6000-SH	270.30
Sensor Kit - Urinal (3, 4, 5, 6)	PR6000-SL	270.30
Sensor Kit - Closet Dual Flush (3, 4, 5, 6)	PR6000-SH-DF	315.10
Sensor Lens Kit	PR6000-SC	22.55
Battery Holder with Connecting Cable	PR6000-MB	6.95
Oval Style Metal Cover - G3	PR6000-MC-G3	33.95
Oval Style Metal Cover with Override Button - G3	PR6000-MC-OB-G3	85.60
Vandal-Resistant Cover Wrench	PR6000-W	1.90

Rebuild Kit	Product No.	Unit Price
RetroFlush Rebuild Kit - Includes Solenoid Valve, Filtered Riser Tube, Diaphragm, Handle Gasket, Retainer Clip, Battery Connecting Cable, Silicone Lubricant, and Instruction Sheet	PR6000-KIT	\$86.15



For additional information, see FV62-ZR and FV51-ZRK.

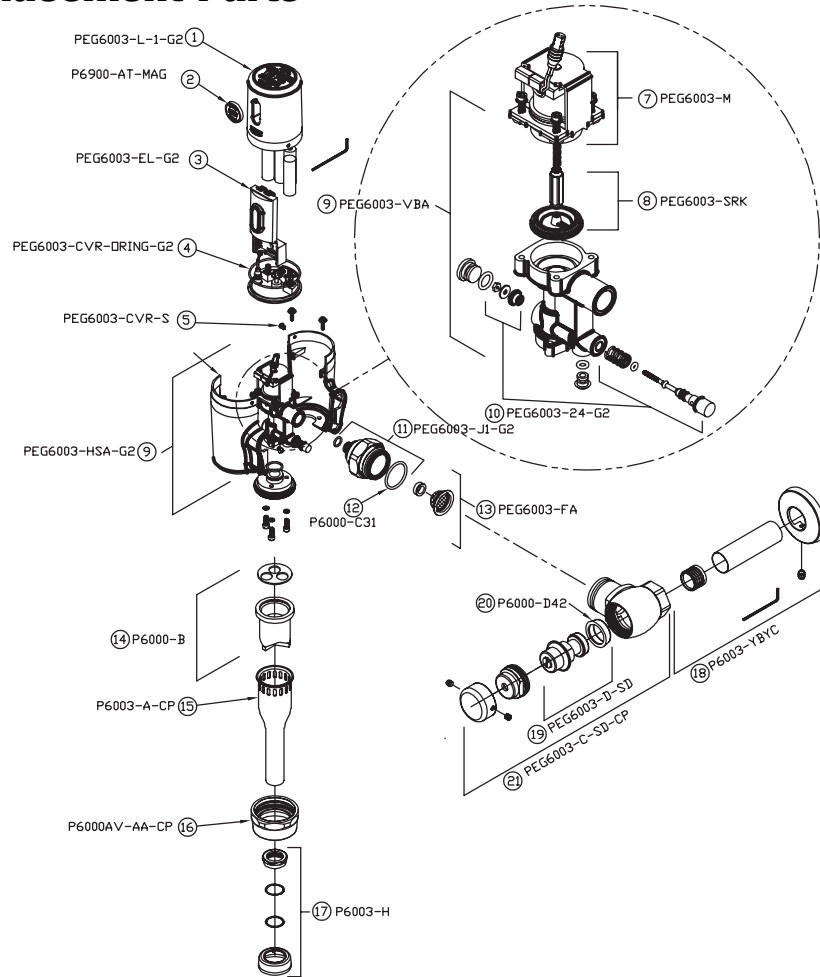
ZEG6003AV EcoVantage® Pint Replacement Parts



	Description	Product No.	Unit Price
1	Cover Replacement Kit - With Electronics	PEG6003-L-1	\$142.25
2	Cover Screw (2)	PEG6003-CVR-S	1.05
3	Battery Tray	PEG6003-BD	9.30
4	Cover O-Ring	PEG6003-CVR-ORING	1.25
5	Magic Magnet	P6900-AT-MAG	1.50
6	Housing Replacement Kit P	PEG6003-HSA-1	156.80
7	Tailpiece O-Ring	PEG6000-C31	1.25
8	Solenoid Replacement Kit	PEG6003-M	42.70
9	Solenoid Repair Kit	PEG6003-SRK	10.45
10	Filter Replacement Kit	PEG6003-FA	6.25
11	High Pressure Vacuum Breaker Repair Kit	P6000-B-HP	3.80
12	Flush Tube Assembly for Flush Valves - Specify Diameter and Length	P6003-A-CP	21.60
13	Vacuum Breaker Nut/Coupling AV - CP	P6000AV-AA-CP	10.05
14	Spud Coupling Assembly - 3/4"	P6003-H	16.00
15	Seal/Plug Seat for 1" and 3/4"	P6000-D42	1.85
16	Control Stop Repair Kit	PEG6003-D-SD	12.35
17	Control Stop	PEG6003-C-SD-CP	57.15
18	Sweat Kit and Escutcheon	P6003-YBYC	27.15

For additional information, see FV454.

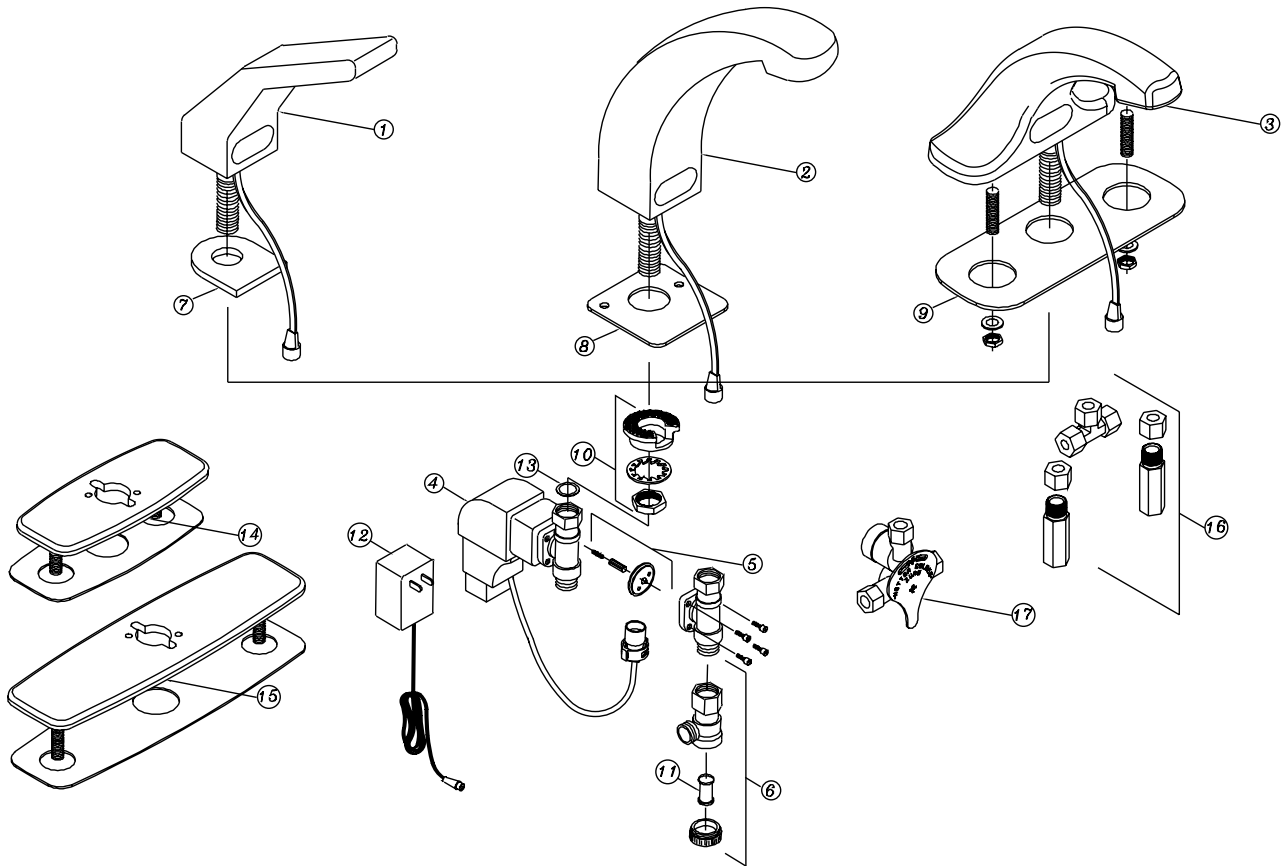
ZEG6003EV EcoVantage® Generation II Pint Urinal Replacement Parts



	Description	Product No.	Unit Price
1	Cover Replacement Kit with Electronics	PEG6003-L-1-G2	\$142.25
2	Magic Magnet	P6900-AT-MAG	1.50
3	G2 Cover O-Ring	PEG6003-CVR-ORING-G2	1.25
4	Cover Screws (2)	PEG6003-CVR-S	1.05
5	G2 Housing Replacement Kit	PEG6003-HAS-G2	156.80
6	Solenoid Replacement Kit	PEG6003-M	42.70
7	Solenoid Repair Kit	PEG6003-SRK	10.45
8	G2 Tailpiece Assembly	PEG6003-J1-G2	16.20
9	Tailpiece O-Ring	PEG6000-C31	1.25
10	G2 Filter Assembly	PEG6003-FA-G2	6.25
11	High Pressure Vacuum Breaker Repair Kit	P6000-B-HP	3.80
12	Flush Tube Assembly for Flush Valves 3/4"	P6003-A-CP	21.60
13	Vacuum Breaker Nut/Coupling AV - CP	P6000AV-AA-CP	10.05
14	Spud Coupling Assembly 3/4"	P6003-H	16.00
15	Sweat Kit and Escutcheon	P6003-YBYC	27.15
16	Control Stop Repair Kit	PEG6003-D-SD	12.35
17	Seal/Plug Seat for 1" and 3/4"	P6000-D42	1.85
18	Control Stop	PEG6003-C-SD-CP	57.15

For additional information, see FV454.

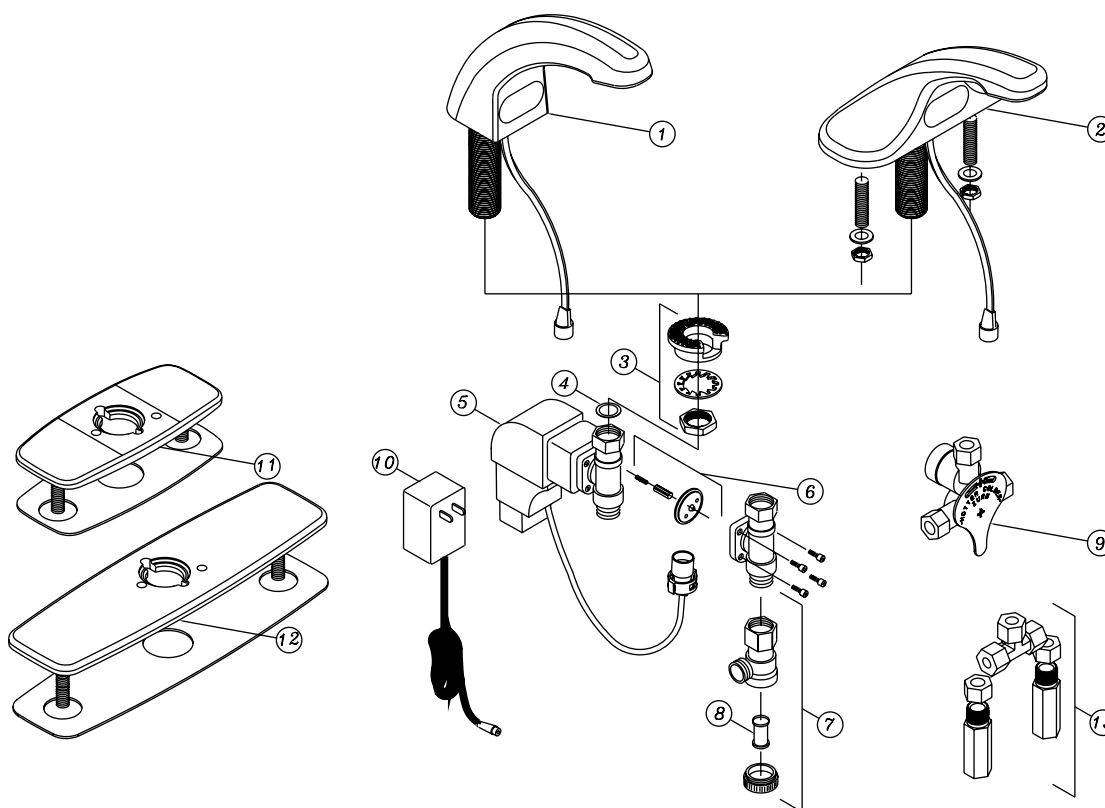
AquaSense® E-Z Sensor Faucet Series Z6912, Z6913, and Z6915 Replacement Parts



	Description	Product No.	Unit Price
1	Z6912 Spout Assembly with Sensor	P6912-1	\$381.05
2	Z6913 Spout Assembly with Sensor	P6913-1	381.05
3	Z6915 Spout Assembly with Sensor	P6915-1	411.85
4	Electronics Box with Solenoid	P6900-B-L	370.05
5	Solenoid Rebuild Kit (Diaphragm, Plunger, and Plunger Spring)	P6900-SRK	55.00
6	Filter Kit	P6900-120B	31.40
7	Z6912 Base Plate Gasket	P6912-42	5.95
8	Z6913 Base Plate Gasket	P6913-42	5.95
9	Z6915 Base Plate Gasket	P6915-42	5.95
10	Mounting Kit (Specify Faucet Model)	P6900-43	15.25
11	Filter Screen	P6900-MV-7	6.40
12	Optional Plug-in Power Converter	P6900-ACA	27.95
13	Shank Connection Gasket	P6900-SG	1.50
14	4" Cast Cover Plate with Gasket	P6900-CP4	44.05
15	8" Cast Cover Plate with Gasket	P6900-CP8	73.15
16	Mixing Tee with Filters and Backchecks	P6900-MT	36.85
17	Manual Mixing Valve with Filter and Backchecks	P6900-MV	84.35

For additional information, see FV254.

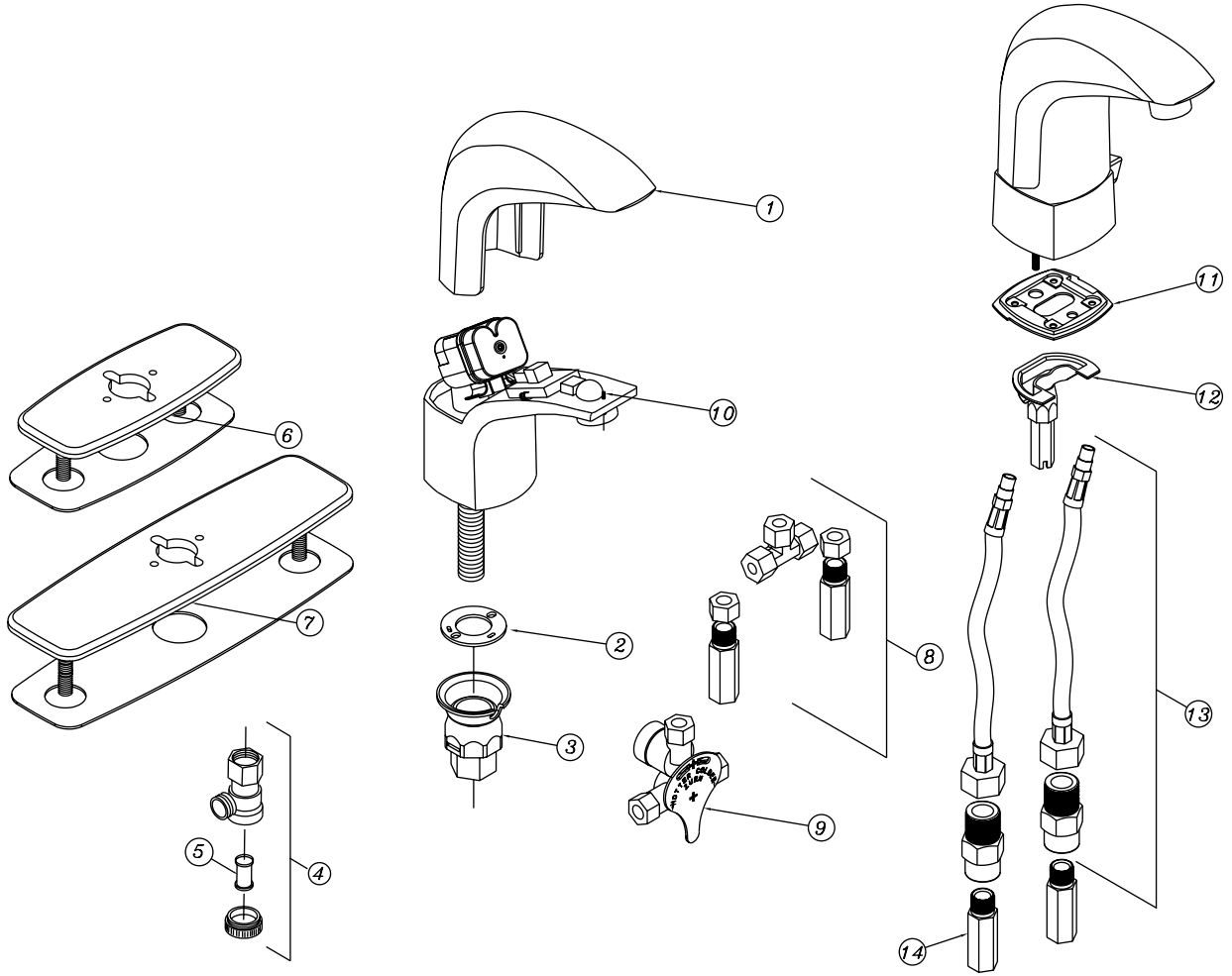
AquaSense® E-Z Sensor Faucet Z6914 and Z6917 Replacement Parts



	Description	Product No.	Unit Price
1	Z6914 Spout Assembly with Sensor	P6914-1	\$284.40
2	Z6917 Spout Assembly with Sensor	P6917-1	329.20
3	Mounting Kit (Specify Faucet Model)	P6900-43	15.25
4	Shank Connection Gasket	P6900-SG	1.50
5	Electronics Box with Solenoid	P6900-B-L	370.05
6	Solenoid Rebuild Kit (Diaphragm, Plunger, and Plunger Spring)	P6900-SRK	55.00
7	Filter Kit	P6900-120B	31.40
8	Filter Screen	P6900-MV-7	6.40
9	Manual Mixing Valve with Filter and Backchecks	P6900-MV	84.35
10	Optional Plug-in Power Converter	P6900-ACA	27.95
11	4" Cast Cover Plate with Gasket	P6900-CP4	44.05
12	8" Cast Cover Plate with Gasket	P6900-CP8	73.15
13	Mixing Tee with Filters and Backchecks	P6900-MT	36.85

For additional information, see FV413.

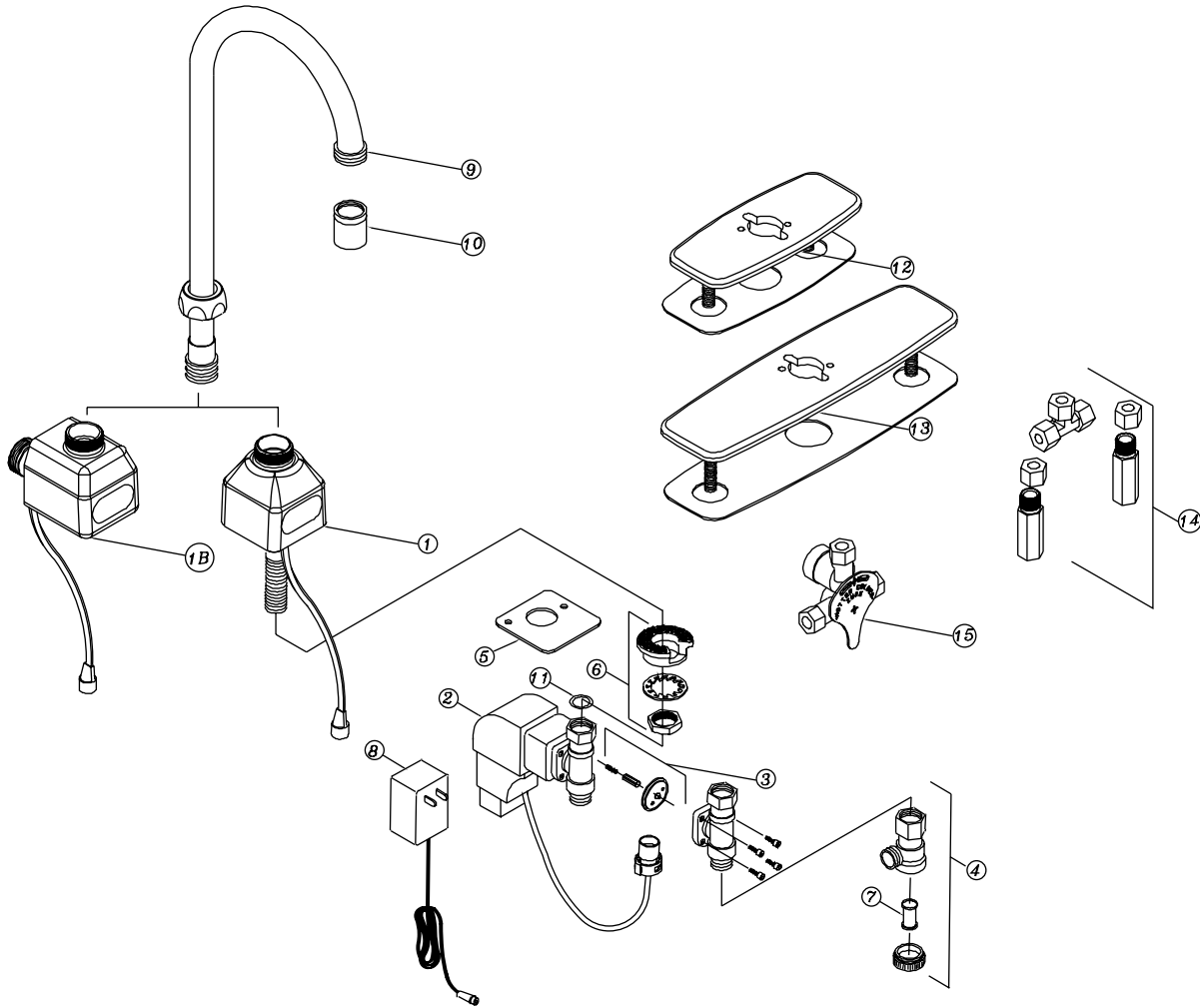
Z6919 and Z6919-ADM Sensor Faucet Replacement Parts



	Description	Product No.	Unit Price
1	Cover for Body of Z6919	P6919-CVR	\$89.15
2	Z6919 Base Plate Gasket	P6919-42	5.95
3	Mounting Kit	P6900-43	15.25
4	Filter Kit	P6900-120B	31.40
5	Filter Screen	P6900-MV-7	6.40
6	4" Cast Cover Plate with Gasket	P6919-CP4	44.05
7	8" Cast Cover Plate with Gasket	P6919-CP8	73.15
8	Mixing Tee with Filters and Backchecks	P6900-MT	36.85
9	Manual Mixing Valve with Filter and Backchecks	P6900-MV	84.35
10	Screw for the Body Cover	P6919-SCREW	2.50
11	Gasket for ADM	P6919-ADM-42	5.95
12	Mounting Kit for ADM	P6919-ADM-43	15.25
13	Hose for ADM (2 required)	P6919-ADM-SSH	15.15
14	Filter and Backcheck Assembly (one) for -MT	P6900-MT-1	15.25

For additional information, see FV443.

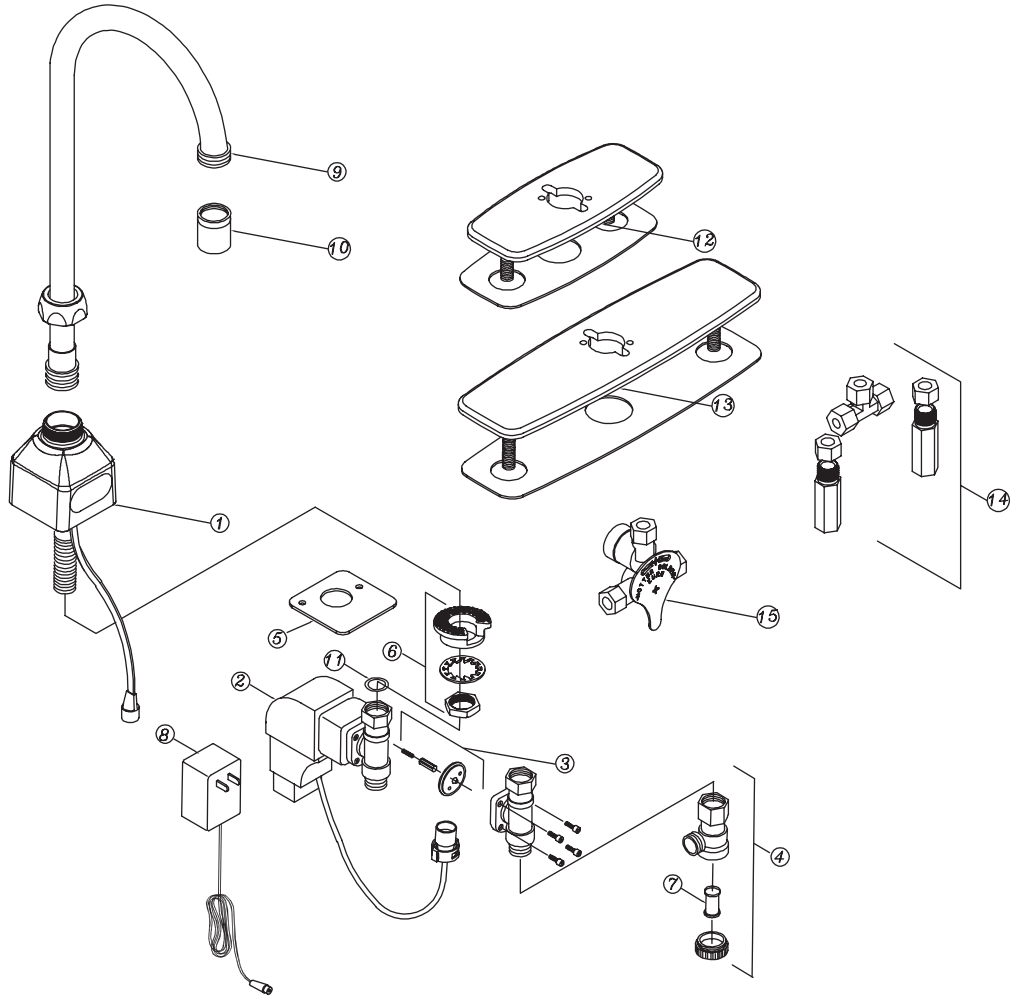
Z6920 (Deck Mount) and Z6922 (Back Mount) Sensor Faucet Replacement Parts



	Description	Product No.	Unit Price
1	Spout Base with Sensor Assembly	P6920-1	\$381.05
2	Electronics Box with Solenoid	P6900-B-L	370.05
3	Solenoid Rebuild Kit (Diaphragm, Plunger, and Plunger Spring)	P6900-SRK	55.00
4	Filter Kit	P6900-120B	31.40
5	Base Plate Gasket	P6920-42	5.95
6	Mounting Kit	P6920-43	15.25
7	Filter Screen	P6900-MV-7	6.40
8	Optional Plug-in Power Converter	P6900-ACA	27.95
9	5-3/8" Gooseneck Spout with Nut	P6900-GB	28.70
10	1.5 GPM Vandal-Resistant Aerator	P6900-20E-GN	42.25
11	Shank Gasket	P6900-SG	1.50
12	4" Cast Cover Plate with Gasket	P6900-CP4	44.05
13	8" Cast Cover Plate with Gasket	P6900-CP8	73.15
14	Mixing Tee with Filters and Backchecks	P6900-MT	36.85
15	Manual Mixing Valve with Filter and Backchecks	P6900-MV	84.35

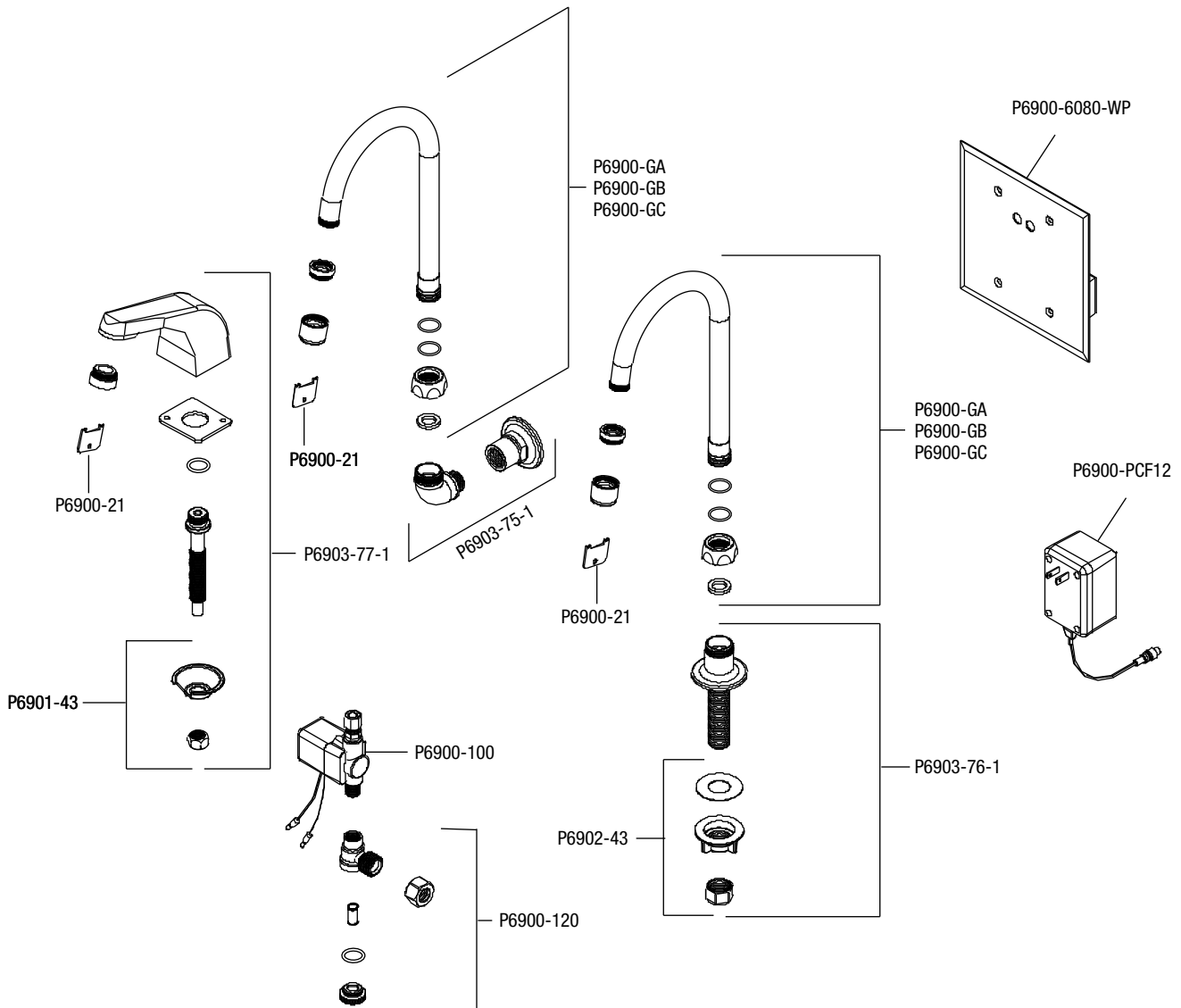
For additional information, see FV321.

Z6923 Gooseneck Faucet Replacement Parts



	Description	Product No.	Unit Price
1	Spout Base with Sensor Assembly	P6923-1	\$381.05
2	Electronics Box with Solenoid	P6900-B-L	370.05
3	Solenoid Rebuild Kit (Diaphragm, Plunger, and Plunger Spring)	P6900-SRK	55.00
4	Filter Kit	P6900-120B	31.40
5	Base Plate Gasket	P6923-42	5.95
6	Mounting Kit	P6923-43	15.25
7	Filter Screen	P6900-MV-7	6.40
8	Optional Plug-in Power Converter	P6900-ACA	27.95
9	5-3/8" Gooseneck Spout with Nut	P6900-GB	28.70
10	1.5 GPM Laminar Aerator for Gooseneck	P6900-20J-GN	42.25
11	Shank Gasket	P6900-SG	1.50
12	4" Cast Cover Plate with Gasket	P6900-CP4	44.05
13	8" Cast Cover Plate with Gasket	P6900-CP8	73.15
14	Mixing Tee with Filters and Backchecks	P6900-MT	36.85
15	Manual Mixing Valve with Filter and Backchecks	P6900-MV	84.35

Z6903 Sensor Faucet Series Replacement Parts

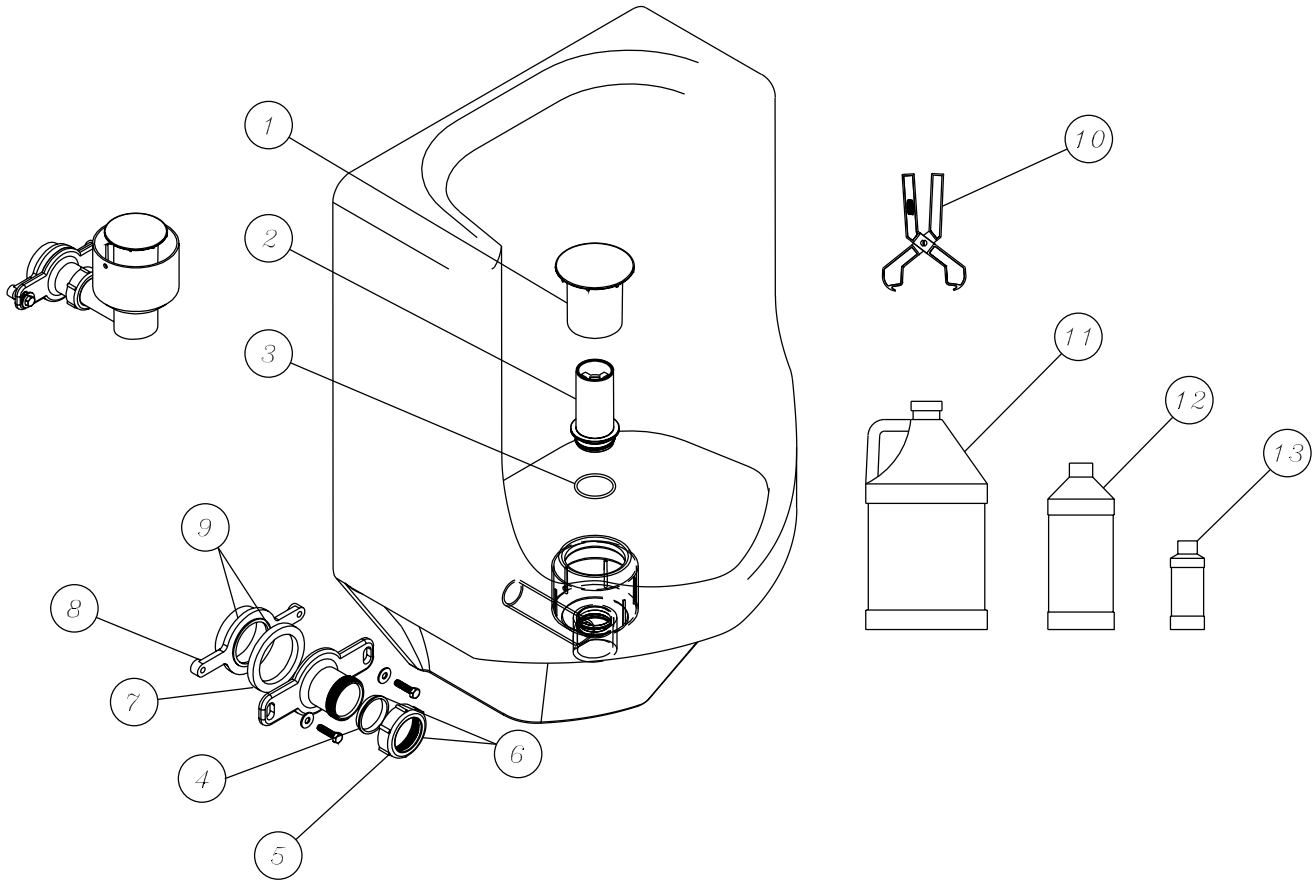


Description	Product No.	Unit Price
Vandal-Resistant Aerator Wrench	P6900-21	\$ 1.90
Aerator		
0.5 GPM	P6900-20F	22.55
2.0 GPM	P6900-20A	22.55
Gooseneck Aerator		
2.0 GPM	P6900-20A-GN	42.25
Cast Spout Assembly	P6903-77-1	137.00
Filter Assembly	P6900-120	31.40
Solenoid Valve	P6900-100	211.15

Description	Product No.	Unit Price
3-1/2" Gooseneck Spout	P6900-GA	\$ 26.55
5-3/8" Gooseneck Spout	P6900-GB	28.70
8" Gooseneck Spout	P6900-GC	36.75
Wall Mounted Base Assembly	P6903-75-1	28.00
Deck Mounted Base Assembly	P6903-76-1	43.15
Sensor and Electronics with Cover Plate	P6903-6080-WP	517.00
Power Converter	P6900-PCF12	38.65

For additional information, see FV66.

Z5795 Waterfree Urinal Replacement Parts



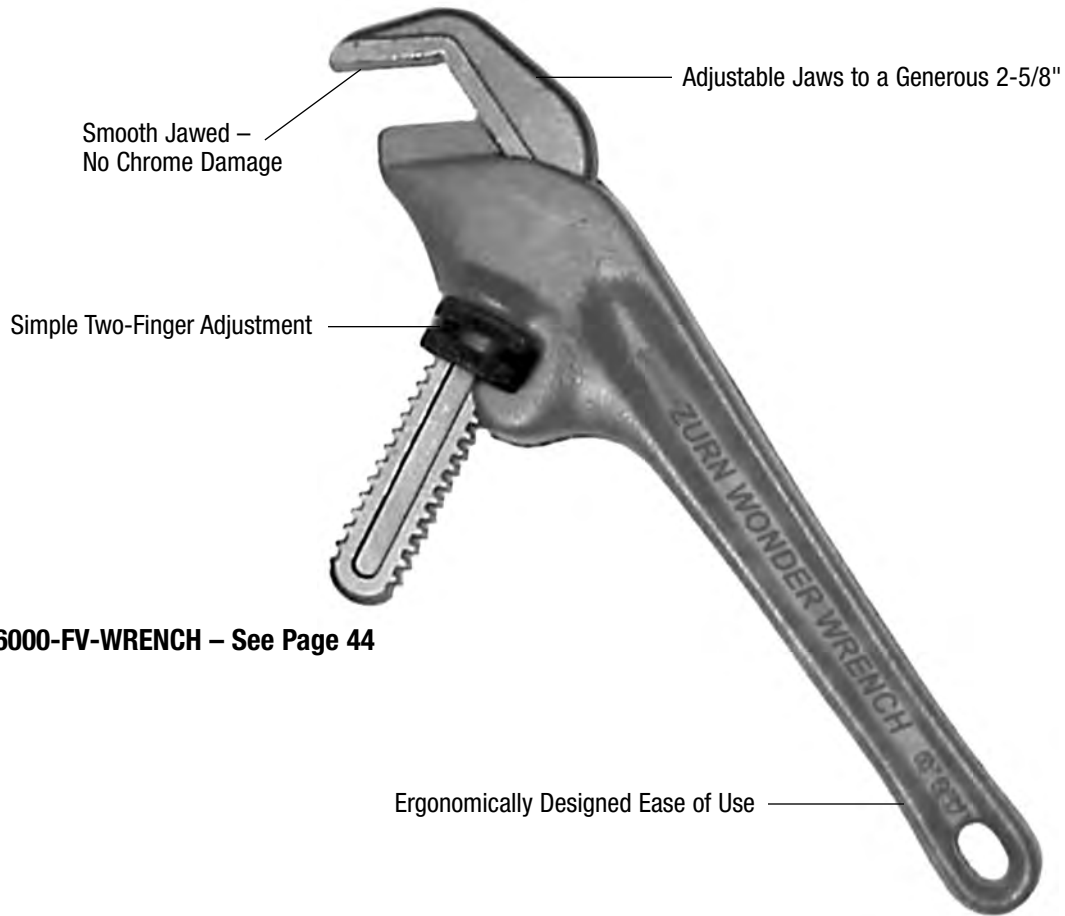
	Description	Product No.	Unit Price
1	Strainer for Waterfree Urinal	P5795-1	\$ 7.00
2	Bell Trap for Waterfree Urinal	P5795-2	3.65
3	Bell Trap O-Ring for Waterfree Urinal	P5795-3	2.22
4	Ferrule for Waterfree Urinal	P5795-4	1.25
5	Ferrule Nut for Waterfree Urinal	P5795-5	1.75
6	Ferrule Nut and Ferrule for Waterfree Urinal	P5795-6	2.60
7	Flange Gasket for Waterfree Urinal	P5795-7	4.50
8	Flange for Waterfree Urinal	P5795-8	13.00
9	Flange and Gasket for Waterfree Urinal	P5795-9	17.00
10	Strainer Removal Tool for Waterfree Urinal	P5795-10	32.50
11	Gallon Bottle of AquaGreen Sealant for Z5795 Waterfree Urinal	ZGS-1280Z	93.55
12	Quart Bottle of AquaGreen Sealant for Z5795 Waterfree Urinal	ZGS-320Z	23.90
13	4 Oz. Bottle of AquaGreen Sealant for Z5795 Waterfree Urinal	ZGS-40Z	6.40

Make Repairs Easy With The

Zurn Wonder Wrench



Aquaparts
Product/Parts Identification



P6000-FV-WRENCH – See Page 44

Aquaparts® Products Terms and Conditions

Prices are F.O.B Factory with full freight allowed on shipments of **\$3,000.00** within the United States. Allowance based on the lowest transportation rates.

Additional freight services, such as construction site delivery, lift gate delivery service, re-consigned freight or notification charges, are not included in FFA terms, and will result in additional freight charges. Terms for Export Shipment on application.

Returned Goods

Standard cataloged material may be returned only with written permission of Seller. Returned goods are subject to a 25% restocking charge plus cost of reconditioning, if necessary, to make material salable. Material over two years old will be subject to a 50% handling charge. **Material over five years old will not be accepted.** Transportation charges must be prepaid by the Buyer. Credit allowance will be in the form of merchandise credit only – not cash credit.

The letter B in parenthesis (B) following an item on the acknowledgement of a purchase order indicates that the item has been made especially for the job and is not subject to return or cancellation except by special negotiation.

Limited Warranty

All goods sold hereunder are warranted to be free from defects in material and factory workmanship for a period of five years for AquaVantage flush valves and products and three years for Aquaflush flush valves and products from the date of purchase (five years for hand dryers and one year for decorative finishes). We will replace at no cost goods that prove defective provided we are notified in writing of such defect and the goods are returned to us prepaid at Sanford, NC, with evidence that they have been properly maintained and used in accordance with instruction. **We shall not be responsible for any labor charges or any loss, injury or damages whatsoever, including incidental or consequential damages.** The sole and exclusive remedy shall be limited to the replacement of the defective goods. Before installation and use, the purchaser shall determine the suitability of the product for his intended use and the purchaser assumes all risk and liability whatever in connection therewith. Where permitted by law, **the implied warranty of merchantability is expressly excluded.**

If the products sold hereunder are “consumer products,” **the implied warranty of merchantability is limited to a period of five years for AquaVantage products and three years for Aquaflush and Sensor products and shall be limited solely to the replacement of the defective goods.** All weights stated in our catalogs and lists are

approximate and are not guaranteed.

Minimum Charge

On all orders having net value of less than \$100.00 we reserve the right to apply a \$100.00 net minimum invoice.

The prices listed herein are subject change anytime without notice. Prices supersede all previous prices.

The possession of this price list is not to be construed as an offer to sell the goods at the price or terms stated.

Note: All product illustration, specifications and published literature are based on authorized information. Although descriptions are believed correct at publication approval, accuracy cannot be guaranteed. Zurn reserves the right to make changes from time to time, without notice and to change or discontinue designs. Contact your sales representative for the latest information at time of purchase.

Price and Terms of Payment

Net payment terms 30 days, 2% net 31 days. In addition to prices and freight specified, Buyer shall pay all sales, consumers, or other applicable taxes.

Shortage Claims

Claims for shortages or incorrect filling of orders must be made within 30 days from date of delivery. **No claims over six months old will be honored. Deliveries that are short carton(s) or have damaged carton(s) must be reported immediately. Damaged carton(s) must be kept for Carrier Claim Inspector.**

Zurn flush valves are designed to comply with the Army Corp of Engineers and Naval guide specifications, Military Specification MIL.V.29193 and Federal Specification WWP541.

Zurn flush valves comply with the following standards: ASME A112.18.1/ CSA B125.1, A112.19.5, A112.19.2, A112.19.6, ASSE 1037 and 1001, are listed by the following agencies: Canadian Standards, IAPMO/UPC/ CUPC, and CSA 125.3. Zurn flush valves are manufactured from dezincification resistant alloys. For additional compliances, contact

Notes

ZURN AQUASPEC®
Commercial Faucets



JANUARY 2012

***AquaSpec Commercial Faucets
Table of Contents***

Product Table of Contents 93-95

AquaSpec Accessories 96

Commercial Faucets 97-122

XL Products 123-135

AquaSpec Faucet Adaptor 136

Food Service Faucets 137-151

Design Your Own Faucet 153-173

AquaSpec Repair Parts 174-180

Temp-Gard 181-196

Temp-Gard Parts 197-202

Terms and Conditions 203

Table of Contents

COMMERCIAL FAUCETS

Accessories	96	Z812S3	102	Z826V2-6M	107	Z841N2-RC	112
Z80000-EVB	97	Z812S4	102	Z826V4-6M	107	Z841Q1	112
Z80000-HK-SE-SH	97	Z812T1	102	Z82701	107	Z842A1	112
Z80000-SH	97	Z812T4	102	Z82702	107	Z842A4	112
Z80000-SH1	97	Z812U1	102	Z82704	107	Z842B1	112
Z80000-SH2	97	Z812U4	102	Z82800	107	Z842B2	113
Z80000-SH3	97	Z81301	102	Z82800-VB	107	Z842B2-DM	113
Z80000-SH4	97	Z81302	102	Z82900	107	Z842B4	113
Z80000-VH	97	Z81307	102	Z82900-WM	108	Z842C1	113
Z80000-WHK1	97	Z81501	102	Z831A1	108	Z842C4	113
Z800J2-AF-11F	97	Z81502	103	Z831A4	108	Z842D6-LSI-2XT	113
Z800PO-HK-SE	97	Z81507	103	Z831B1	108	Z842D6-LSI-5XT	113
Z8001B	98	Z821A0	103	Z831B4	108	Z842D6-LSI-LVB-PE-2XT	113
Z8002A	98	Z821A0-WM	103	Z831C1	108	Z842D6-LSI-LVB-PE-5XT	113
Z8002C	98	Z821B0	103	Z831C3	108	Z842F1	113
Z8003A	98	Z821B0-WM	103	Z831C4	108	Z842F2	113
Z80300	98	Z821C0	103	Z831G1	108	Z842F4	113
Z80401	98	Z821C0-WM	103	Z831G3	108	Z842G1	114
Z80402	98	Z821T0	103	Z831G4	108	Z842G4	114
Z80501	98	Z821U0	103	Z831H1	108	Z842H1	114
Z80502	98	Z82200-CP4	103	Z831H4	109	Z842H4	114
Z80601	98	Z82300-CP8	103	Z831J1	109	Z842I1	114
Z80602	98	Z824B0	104	Z831J3	109	Z842I4	114
Z80701	98	Z824S0	104	Z831J4	109	Z842J1	114
Z80702	99	Z825A1	104	Z831R1	109	Z842J3	114
Z80707	99	Z825A2	104	Z831R2	109	Z842J4	114
Z81000	99	Z825A4	104	Z831R3	109	Z842J4-DM	114
Z81101	99	Z825B1	104	Z831R4	109	Z842K1	114
Z81102	99	Z825B2	104	Z831S1	109	Z842K4	114
Z81103	99	Z825B4	104	Z831S3	109	Z842L1	115
Z81104	99	Z825C1	104	Z831S4	109	Z842L1-RC	115
Z81202-DV	99	Z825C2	104	Z831T1	109	Z842L2	115
Z812A1	99	Z825C4	104	Z831T2	110	Z842L2-RC	115
Z812A3	99	Z825F1	104	Z831T4	110	Z842M1	115
Z812A4	99	Z825F2	105	Z831U1	110	Z842M1-RC	115
Z812B1	99	Z825T1-6M	105	Z831U2	110	Z842M2	115
Z812B3	100	Z825T2-6M	105	Z831U4	110	Z842M2-RC	115
Z812B4	100	Z825T4-6M	105	Z831V1	110	Z842M4	115
Z812B4-WM	100	Z825U1-6M	105	Z831V2	110	Z842N1	115
Z812C1	100	Z825U2-6M	105	Z831V4	110	Z842N1-RC	115
Z812C3	100	Z825U4-6M	105	Z841A1	110	Z842N2	115
Z812C4	100	Z825V1-6M	105	Z841B1	110	Z842N2-RC	116
Z812F1	100	Z825V2-6M	105	Z841B1-DM	110	Z842Q1	116
Z812F4	100	Z825V4-6M	105	Z841F1	111	Z842Q4	116
Z812G1	100	Z826A1	105	Z841G1	111	Z842T1	116
Z812G3	100	Z826A2	105	Z841H1	111	Z842T2	116
Z812G4	100	Z826A4	106	Z841I1	111	Z842T4	116
Z812H1	100	Z826B1	106	Z841J1	111	Z842U1	116
Z812H3	101	Z826B2	106	Z841J4-DM	111	Z842U2	116
Z812H4	101	Z826B4	106	Z841K1	111	Z842U4	116
Z812J1	101	Z826C1	106	Z841L1	111	Z842V1	116
Z812J3	101	Z826C2	106	Z841L1-RC	111	Z842V2	116
Z812J4	101	Z826C4	106	Z841L2	111	Z842V4	116
Z812J4-WM	101	Z826F1	106	Z841L2-RC	111	Z843J1	117
Z812K1	101	Z826F2	106	Z841M1	111	Z843J4	117
Z812K1-WM	101	Z826T1-6M	106	Z841M1-RC	112	Z843L1	117
Z812K4	101	Z826T2-6M	106	Z841M2	112	Z843L1-RC	117
Z812N1	101	Z826T4-6M	106	Z841M2-RC	112	Z843M1	117
Z812N4	101	Z826U1-6M	107	Z841M4	112	Z843M1-RC	117
Z812Q1	101	Z826U2-6M	107	Z841N1	112	Z843N1	117
Z812Q4	102	Z826U4-6M	107	Z841N1-RC	112	Z843N1-RC	117
Z812S1	102	Z826V1-6M	107	Z841N2	112	Z85100	117

Table of Contents

COMMERCIAL FAUCETS, cont'd.

Z85100-WM	117
Z85500	117
Z85500-LM	117
Z85500-WM	118
Z85500-WM-EVB-HK-SE-SH	118
Z85700	118
Z86000	118
Z86100	118
Z86300	118
Z86300-CP4	118
Z86500	118
Z866B0	118
Z867A0	118
Z867B0	118
Z867C0	118
Z867R0	119
Z871B1	119
Z871B3	119
Z871B4	119
Z871C1	119
Z871C3	119
Z871C4	119
Z871G1	119
Z871G3	119
Z871G4	119
Z871H1	119
Z871H4	119
Z871J1	120
Z871J3	120
Z871J4	120
Z871S1	120
Z871S3	120
Z871S4	120
Z87300-CWO	120
Z87302	120
Z87302-CWO	120
Z87302-EVB-HK-SE-SH	120
Z873E2-EVB	120
Z873E2-EVB-IS	120
Z873M2-SE	121
Z873P2-HK-SE-SH	121
Z875B2	121
Z875F1	121
Z875K1	121
Z875L7	121
Z875T2	121
Z875U2	121
Z877P2-LKS-HK-SH2	121
Z877P7-LKS-HK-SH2	121
Z88000	121
Z88100	121
Z881301	122
Z88200	122
Z88300	122
Z88400	122
Z88600	122
Z88700	122
Z81005	122
Z81006	122
Z81016	122
Z81017	122

XL FAUCETS

Z80300-XL	123	Z826F1-XL	128	Z86100-XL	133
Z81000-XL	123	Z826F2-XL	128	Z86300-XL	133
Z81101-XL	123	Z82701-XL	128	Z86300-XL-CP4	133
Z81102-XL	123	Z82702-XL	128	Z86500-XL	133
Z81103-XL	123	Z82704-XL	128	Z866B0-XL	133
Z81104-XL	123	Z831A1-XL	128	Z867A0-XL	133
Z812A1-XL	123	Z831A4-XL	128	Z867B0-XL	133
Z812A3-XL	123	Z831B1-XL	128	Z867C0-XL	133
Z812A4-XL	123	Z831B4-XL	128	Z867R0-XL	134
Z812B1-XL	123	Z831C1-XL	128	Z871B1-XL	134
Z812B3-XL	123	Z831C3-XL	129	Z871B3-XL	134
Z812B4-XL	123	Z831C4-XL	129	Z871B4-XL	134
Z812C1-XL	124	Z831G1-XL	129	Z871C1-XL	134
Z812C3-XL	124	Z831G3-XL	129	Z871C3-XL	134
Z812C4-XL	124	Z831G4-XL	129	Z871C4-XL	134
Z812F1-XL	124	Z831H1-XL	129	Z871G1-XL	134
Z812F4-XL	124	Z831H4-XL	129	Z871G3-XL	134
Z812G1-XL	124	Z831J1-XL	129	Z871G4-XL	134
Z812G3-XL	124	Z831J3-XL	129	Z871H1-XL	134
Z812G4-XL	124	Z831J4-XL	129	Z871H4-XL	134
Z812H1-XL	124	Z831R1-XL	129	Z871J1-XL	135
Z812H3-XL	124	Z831R4-XL	129	Z871J3-XL	135
Z812H4-XL	124	Z83600-XL	130	Z871J4-XL	135
Z812J1-XL	124	Z841A1-XL	130		
Z812J3-XL	125	Z841B1-XL	130		
Z812J4-XL	125	Z841B1-XL-DM	130		
Z812J4-XL-WM	125	Z841F1-XL	130		
Z812K1-XL	125	Z841G1-XL	130		
Z812K1-XL-WM	125	Z841H1-XL	130		
Z812K4-XL	125	Z841I1-XL	130		
Z81301-XL	125	Z841J1-XL	130		
Z81302-XL	125	Z841J4-XL-DM	130		
Z81307-XL	125	Z841K1-XL	130		
Z821A0-XL	125	Z842A1-XL	130		
Z821A0-XL-WM	125	Z842A4-XL	131		
Z821B0-XL	125	Z842B1-XL	131		
Z821B0-XL-WM	126	Z842B2-XL	131		
Z821C0-XL	126	Z842B4-XL	131		
Z821C0-XL-WM	126	Z842C1-XL	131		
Z821T0-XL	126	Z842C4-XL	131		
Z821U0-XL	126	Z842F1-XL	131		
Z82200-XL-CP4	126	Z842F2-XL	131		
Z82300-XL-CP8	126	Z842F4-XL	131		
Z824B0-XL	126	Z842G4-XL	131		
Z824S0-XL	126	Z842H1-XL	131		
Z825A1-XL	126	Z842H4-XL	131		
Z825A2-XL	126	Z842I1-XL	132		
Z825A4-XL	126	Z842I4-XL	132		
Z825B1-XL	127	Z842J1-XL	132		
Z825B2-XL	127	Z842J3-XL	132		
Z825B4-XL	127	Z842J4-XL	132		
Z825C1-XL	127	Z842K1-XL	132		
Z825C2-XL	127	Z842K4-XL	132		
Z825C4-XL	127	Z843J1-XL	132		
Z825F1-XL	127	Z843J4-XL	132		
Z825F2-XL	127	Z85100-XL	132		
Z826B1-XL	127	Z85100-XL-WM	132		
Z826B2-XL	127	Z85500-XL	132		
Z826B4-XL	127	Z85500-XL-LM	133		
Z826C1-XL	127	Z85500-XL-WM	133		
Z826C2-XL	128	Z85700-XL	133		
Z826C4-XL	128	Z86000-XL	133		

Table of Contents

FOOD SERVICE

Accessories	138
Pre-Rinse Units	
Z842X1	139
Z842X1-AF	139
Z842W1	139
Z812X1-TWM	139
Z841X1	139
Z842J1-AF-PR2	139
Z825X1	139
Z826W1	139
Z826X1	140
Z841X1-DM	140
Z842X1-DM	140
Z842X1-AF-DM	140
Pre-Rinse Accessories	
Z800W0-PR1	140
Z800X0-PR1	140
Z800X0-PR1-38	140
Z800X0-AF-PR1	140
Z800H2-AF-11F	141
Z800I2-AF-11F	141
Z800J2-AF-11F	141
G62739	141
G62740	141
G62738	141
Z80000-PF1	141
Z80000-HI	141
Z80000-RS	141
61699001	142
G66601	142
G66602	142
Repair Parts	
G66001	142
G66002	142
G66003	142
G66004	142
G66005	142
61896001	142
92407001	142
Pot Fillers	
Z826H1-R23-11F	142
Z826F1-R23-11F	142
Z842P1-PF1	142
Z875P1-PF1	142
Z875F1-15F	143
Z875K1-15F	143
Z875H1-8XT-15F	143
Sink and Service Sink Faucets	
Z825B1-15F	143
Z826A1-15F	143
Z812C4-15F	143
Z812B1-15F	143
Z831S1-15M	144
Z842J4-DM-15F	144
Z812Y1-TWM-15F	144
Z841J1-15F	144
Z841K1-15F	144
Z841G1-15F	144
Z841H1-15F	144
Z841J1-18-15F	144

Sink and Service Sink Faucets, cont'd.	
Z841F1-15F	145
Z842J1-15F	145
Z842K1-15F	145
Z842G1-15F	145
Z842H1-15F	145
Z842J1-18-15F	145
Z842F1-15F	145
Z871C1-TWM-15F	145
Z843M1	146
Z843M1-RC	146
Spouts	
G61062	146
G61064	146
G61067	146
G61065	146
G61075	146
G61076	146
G61298	146
G61077	148
G61310	146
G66619	146
G66622	146
G61301	146
G62494	146
Aerators	
Female	147
Male	147
Pairs of Handles	
G60501	147
G60503	147
G60504	147
G66684	147
Glass and Pitcher Fillers	
Z83500	148
Z83500-WM	148
Retractable Hose Reels	
Z89000-PR1	148
Z89100-PR1	148
Z89200-PR1	148
Z89000-PR1-SS	148
Z89000-PR1-ENC	149
Hose Reel Accessories	
Z80000-PR4	149
Z80000-EVB	149
Z87302-CWO	149
Z87302-IS-CS	149
Basket Strainers	
ZSS250-PC	150
ZTT461-PC	150
ZSS3000-SS	150
ZR426-SS	150
XL Products	
Z80000-XL-HI	151
Z80000-XL-PF1	151

DESIGN YOUR OWN FAUCET

How To Order	154
Body Types	155
Spout Types	155-156
XL Spout Types	156
Handle Types	156
Z81100	157
Z81200	158
Z82500	160
Z82600	162
Z83100	164
Z84100	166
Z84200	168
Z84300	170
Z87100	172

REPAIR PARTS PRICE GUIDE

Product Listing	174-177
Numerical Listing	178-180

TEMP-GARD

Temp-Gard I

Suffixes and Accessories	182-183
Z7100-SS-LH	184
Z7100-SS-MT	184
Z7100-SS-LH-HW	184
Z7101-SS-LH	184
Z7101-SS-MT	184
Z7101-SS-LH-DV-2P-HW	184
Z7120-SS-LH	185
Z7120-SS-MT	185
Z7120-SS-LH-HW	185
Z7121-SS-LH	185
Z7121-SS-MT	185
Z7200-SS-LH	185
Z7200-SS-MT	186
Z7200-SS-LH-HW	186
Z7201-SS-LH	186
Z7201-SS-MT	186
Z7220-SS-LH	186
Z7220-SS-MT	186
Z7221-SS-LH	187
Z7221-SS-MT	187
Z7221-SS-LH-DV-2P-HW	187

Temp-Gard III

Suffixes and Accessories	188-189
Z7300-SS-MT	190
Z7300-SS-MT-HW	190
Z7301-SS-MT	190
Z7301-SS-MT-DV-2P-HW	190
Z7302-SS-MT	190
Z7302-SS-MT-DV-2P-HW	190

TEMP-GARD, cont'd.

Aqua-Panel

Suffixes and Accessories	191
Z7500	192
Z7530	192
Z7550	192
Z7533	192
Z7500-CR	192
Z7500-FL	192
Z7500-TS	193
Z7500-W2	193
Z7500-W3	193

Temp-Gard Faucets

Sierra Lead-Free Faucets	194
Z7440, Z7440-XL, Z7441, Z7441-XL, Z7442, Z7442-XL, Z7443, Z7443-XL, Z7440-STN, Z7441-STN, Z7442-STN, Z7443-STN	

Ceramic Disc Kitchen Faucets	194
Z7872C-XL, Z7870C-XL	

4" Centerset Faucet	195
Z74500	

4" Centerset Gooseneck Faucet	195
Z74600	

8" Centerset Gooseneck Faucet	196
Z74700	

Temp-Gard

Parts Price List	197-202
----------------------------	---------

TERMS AND CONDITIONS	203
---------------------------------------	-----

AquaSpec
Commercial Faucets

AQUASPEC ACCESSORIES

Suffix	Description	List Price
-AF	Add-On Faucet for Pre-Rinse Units (Same as Z800J2-AF)	\$179.20
-AMF	Anti-microbial Handle (2-1/2" Lever Handles)	33.45
-AMF	Anti-microbial Handle (4" Wrist Blade Handles)	55.70
-C10	10" Centerline Gooseneck Spout	32.60
-CP4	Chrome-Plated 4" Cover Plate	37.85
-CP8	Chrome-Plated 8" Cover Plate	73.30
-CR	12" [305mm] Flexible Closet Riser	N/C
-CS	Check Stops for Back-Mounted and Deck-Mounted Sink Faucets	44.80
-CS	Check Stops for Gas Cocks	19.55
-CST	3/8" Copper Supply Tubes for Z822, Z823, Z824, and Z826 Series Only	16.30
-CWO	Cold Water Only for Widespreads	-43.05
-DJ18	Used with 'K' Spout for 18" Length	1.55
-DM	Deck Mount (Available for Z841 and Z842 Faucets Only)	40.75
-DS	Dual Service for Lab Turrets	89.60
-EVB	Elevated 1/2" Vacuum Breaker with Swivel Inlets (Same as Z80000-EVB)	190.60
-FC2.0	2.0 GPM [7.6L] Laminar Flow Control in Base of Spout for Goosenecks Only/Plain End is Provided with Option	N/C
-FC1.5	1.5 GPM [5.7 L] Laminar Flow Control in Base of Spout for Goosenecks Only/Plain End is Provided with Option	N/C
-FC1.0	1.0 GPM [3.8 L] Laminar Flow Control in Base of Spout for Goosenecks Only/Plain End is Provided with Option	N/C
-FC0.5	0.5 GPM [1.9 L] Flow Control in Base of Spout for Goosenecks Only/Plain End is Provided with Option	N/C
-G	1-1/4" [32mm] Grid Strainer Drain	32.25
-GH	1-1/4" [32mm] Offset Handicap Grid Strainer Drain	60.30
-HCT	Decorative Hot/Cold Index	2.25
-HK	Supply Ell Hose Hook (Same as Z80000-HK)	50.50
-HS	Hose and Spray for Kitchen Faucets (Z823, Z824, Z831, Z871 Only)	44.00
-HS6	6" Hose and Spray for Kitchen Faucet (Z831, Z871 Only)	60.95
-H24	24" Stainless Steel Hose for Pre-Rinse	68.45
-H36	36" Stainless Steel Hose for Pre-Rinse	78.20
-H48	48" Stainless Steel Hose for Pre-Rinse	83.10
-H60	60" Stainless Steel Hose for Pre-Rinse	89.60
-H72	72" Stainless Steel Hose for Pre-Rinse	96.15
-ICT	Interconnecting Copper Supply Tubes (Widespreads Only)	N/C
-IN	Metering Institutional Handle	27.40
-IS	Integral Stops for Concealed Shower Valve Unit	81.50
-J18	18" Centerline Tubular Brass Swing Spout	35.60
-LR	12" [305mm] Flexible Lavatory Riser	N/C
-LSI	2-1/2" [64mm] Long Swivel Inlets with Integral Stops	44.80
-LVB	Less Vacuum Breaker (For D and M Spouts)	-33.95
-MY	Mixing Yoke	22.85
-MYCS	Mixing Yoke with Check Stops	53.80
-P	1-1/4" [32mm] Pop-Up Drain	45.65
-PE	Plain End (For D Spout Only)	N/C
-PT	1-1/4" [32mm] Cast Brass P-Trap with a 7-1/2" [191mm] Long 17-Gauge Wall Bend	44.80
-RB	Rough Brass (Not available for all faucets.)	-8.60
-RC	Rough Chrome Plated (Not available for all faucets.)	-30.75
-RKR	Metering ADA Compliant Rocker Handle	35.15
-SE	Supply Ell (Same as Z80000-SE)	47.25
-SH	Bedpan Spray with 4' Vinyl Hose, Rubber Bumper Spray Outlet and Insulated Handle	88.95
-SH1	Bedpan Spray with 4' Vinyl Hose, Rubber Bumper Spray Outlet and Insulated Handle	91.65
-SH2	Bedpan Spray with 4' Vinyl Hose, Rubber Bumper Angled Spray Outlet and Insulated Handle	102.40
-SH3	Bedpan Spray with 4' Vinyl Hose, Rubber Bumper Angled Spray Outlet and Insulated Handle with Self-Closing Valve	218.45
-SH4	Bedpan Spray with 4' Vinyl Hose, Rubber Bumper Angled Spray Outlet and Self-Closing Valve	198.05
-SK	3/8" Male x 3" Male Shank with Hardware (Lab Turret) - 2" Installed Length	19.55
-SK1	3/8" Male x 4-3/4" Male Shank with Hardware (Lab Flange) - 3-3/4" Installed Length	21.20
-SK2	Pair of 2-13/16" Long Shanks with 1/2" NPT Male Outlet, 1/2" NPSM Coupling Nut Inlet	42.35
-SS	Stainless Steel Casing for Hose Reels	P.O.A.
-SSI	3/8" [10mm] Long Short Swivel Inlets	-30.75
-TMV-4P	Aqua-Gard Thermostatic Mixing Valve	116.20
-TW	Third Waterway for Widespreads Only	53.65
-TWM	Thin Wall Mount for 2" Wall Mount Installation on Z812, Z871 Series	70.90

Suffix	Description	List Price
-VB	In-Line Vacuum Breaker for 3/4" Hose Thread Sill Faucets and 3/4" Hose Outlets	\$ 45.65
-VC	Volume Control for Wall-Mounted Foot Pedal Valve (Same as Z80000-VC)	118.85
-VH24	24" Vinyl Hose for Bedpan Washers	63.80
-VH36	36" Vinyl Hose for Bedpan Washers	75.55
-VH48	48" Vinyl Hose for Bedpan Washers	94.00
-VH60	60" Vinyl Hose for Bedpan Washers	103.80
-VH72	72" Vinyl Hose for Bedpan Washers	117.50
-WHK	Wall Hook for Service Sink Hoses	26.90
-WHK1	Wall Hook for Bedpan Washer Hoses	60.30
-WM	Wall Mounted for Z812 and Z871 Series	54.60
-WM	Wall Mounted for Z82800 Series	48.90
-WM	Wall Mounted for Z83500 Series	-44.70
-1B	One Low Pressure Gas Valve with Indexes for Turret Combo	34.65
-1F	2.2 GPM [8.3 L] Pressure Compensating Female Aerator	11.40
-1M	2.2 GPM [8.3 L] Pressure Compensating Male Aerator	11.40
-2B	Two Low Pressure Gas Valves with Indexes for Turret Combo	69.25
-2F	2.2 GPM [8.3 L] Vandal-Resistant Female Aerator	14.70
-2M	2.2 GPM [8.3 L] Vandal-Resistant Male Aerator	14.70
-2XT	2" Extension for Service Sink Faucets	57.05
-3B	Three Low Pressure Gas Valves with Indexes for Turret Combo	103.90
-3F	.5 GPM [1.9 L] Vandal-Resistant Female Spray Outlet	14.70
-3M	.5 GPM [1.9 L] Vandal-Resistant Male Spray Outlet	14.70
-4B	Four Low Pressure Gas Valves with Indexes for Turret Combo	138.50
-4F	2.2 GPM [8.3 L] Vandal-Resistant Female Laminar Flow	19.55
-4M	2.2 GPM [8.3 L] Vandal-Resistant Male Laminar Flow	19.55
-5F	2.0 GPM [7.6 L] B94 Female Rosette Spray Outlet	24.45
-5H	5' [152cm] Long Vinyl Hose Service Sink Hose w/3/4" Hose Connection	26.10
-5M	2.0 GPM [7.6 L] Male Rosette Spray Outlet	24.45
-5XT	5" Extension for Service Sink Faucets	89.60
-6F	Serrated Tip for Female Spout	17.95
-6M	Serrated Tip for Laboratory Spouts (T, U, and V)	17.95
-7F	1.0 [3.8 L] Pressure Compensating Female Spray Outlet	11.40
-7M	1.0 [3.8 L] Pressure Compensating Male Spray Outlet	11.40
-8F	Female Aspirator Pump for Goosenecks	89.60
-8M	3/8" NPT Male Aspirator Pump for Laboratory Spouts (T, U, and V)	89.60
-9F	2.0 GPM [7.6 L] Female Rotating Aerator	22.00
-9M	2.0 GPM [7.6 L] Male Rotating Aerator	22.00
-10F	3/4" [19mm] Female Garden Hose Connection (Recommended for Vacuum Breaker Spouts)	11.40
-10M	3/4" [19mm] Male Garden Hose Connection (Recommended for Vacuum Breaker Spouts)	11.40
-11F	Female Threaded Single Screen Outlet	11.40
-11M	Male Threaded Single Screen Outlet	11.40
-12F	Spout End Vacuum Breaker for Gooseneck Spouts	65.20
-12M	Spout End Vacuum Breaker for Laboratory Spouts (T, U, and V)	65.20
-14F	2.2 GPM [8.3 L] Pressure Compensating Female Threaded Laminar Flow	14.70
-14M	2.2 GPM [8.3 L] Pressure Compensating Male Threaded Laminar Flow	14.70
-15F	Full Flow Female Outlet	11.40
-15M	Full Flow Male Outlet	11.40
-16F	1.0 GPM [3.8 L] Vandal-Resistant Female Spray Outlet	17.80
-16M	1.0 GPM [3.8 L] Vandal-Resistant Male Spray Outlet	17.80
-17F	1.5 GPM [5.7 L] Vandal-Resistant Female Aerator	16.55
-17M	1.5 GPM [5.7 L] Vandal-Resistant Male Aerator	16.55
-18F	1.5 GPM [5.7 L] Pressure Compensating Female Laminar Flow	19.20
-18FH	18" Long Stainless Steel Flex Hoses for the Z822, Z823, Z824, and Z826 Series Only	24.45
-18M	1.5 GPM [5.7 L] Pressure Compensating Male Laminar Flow	19.20
-19F	1.5 GPM [5.7 L] Anti-Microbial Female Laminar Flow Outlet	30.60
-19M	1.5 GPM [5.7 L] Anti-Microbial Male Laminar Flow Outlet	30.60
-21F	1.0 GPM [3.8 L] Female Laminar Flow Outlet	19.60
-21M	1.0 GPM [3.8 L] Male Laminar Flow Outlet	19.60
-22F	1.0 GPM [3.8 L] Vandal-Resistant Female Laminar Flow Outlet	22.00
-22M	1.0 GPM [3.8 L] Vandal-Resistant Male Laminar Flow Outlet	22.00
-23F	1.5 GPM [5.7 L] Female Aerator	18.95
-23M	1.5 GPM [5.7 L] Male Aerator	18.95
-140	140° Restricted Swing Spout for Goosenecks Only	89.60

Each model has suggested or recommended suffix options listed.

AquaSpec Commercial Faucets

ZURN AQUASPEC® COMMERCIAL FAUCETS



Z80000-EVB

Elevated atmospheric vacuum breaker.

Model Number	List Price	Case Quantity	Unit Weight (Lbs.)
Z80000-EVB	\$190.60	1	2.0

No Options Required



Z80000-HK-SE-SH

Supply ell with a hose hook and a spray hose.

Model Number	List Price	Case Quantity	Unit Weight (Lbs.)
Z80000-HK-SE-SH	\$191.45	1	2.0

Optional Accessories

-SH1, -SH2, -SH3, -SH4



Z80000-SH

Hand-held 4' vinyl spray hose for bedpan washer.

Model Number	List Price	Case Quantity	Unit Weight (Lbs.)
Z80000-SH	\$88.95	1	1.0

No Options Required



Z80000-SH1

Hand-held 4' vinyl spray hose for bedpan washer.

Model Number	List Price	Case Quantity	Unit Weight (Lbs.)
Z80000-SH1	\$91.65	1	1.0

No Options Required



Z80000-SH2

Hand-held 4' vinyl angled spray hose for bedpan washer.

Model Number	List Price	Case Quantity	Unit Weight (Lbs.)
Z80000-SH2	\$102.40	1	1.5

No Options Required



Z80000-SH3

Hand-held 4' vinyl angled spray hose with a self-closing valve for bedpan washer.

Model Number	List Price	Case Quantity	Unit Weight (Lbs.)
Z80000-SH3	\$218.45	1	2.0

No Options Required



Z80000-SH4

Hand-held 4' vinyl angled spray hose with a self-closing valve for bedpan washer.

Model Number	List Price	Case Quantity	Unit Weight (Lbs.)
Z80000-SH4	\$198.05	1	2.0

No Options Required



Z80000-VH

White vinyl hose with 3/8" male ends.

Model Number	List Price	Case Quantity	Unit Weight (Lbs.)
Z80000-VH24	\$ 63.80	1	0.5
Z80000-VH36	75.55	1	0.5
Z80000-VH48	94.00	1	0.5
Z80000-VH60	103.80	1	1.0
Z80000-VH72	117.50	1	1.0

No Options Required



Z80000-WHK1

Wall hook for bedpan washer spray hose.

Model Number	List Price	Case Quantity	Unit Weight (Lbs.)
Z80000-WHK1	\$60.30	1	1.0

No Options Required



Z800J2-AF-11F

Add-on faucet.

Model Number	List Price	Case Quantity	Unit Weight (Lbs.)
Z800J2-AF-11F	\$178.90	1	2.0

Optional Accessories

-2F, -3F, -4F, -16F, -17F, -18F



Z800P0-HK-SE

Wall supply with a 1/2" vacuum breaker and hose hook.

Model Number	List Price	Case Quantity	Unit Weight (Lbs.)
Z800P0-HK-SE	\$125.45	1	2.5

Optional Accessories

-SH, -SH1, -SH2, -SH3, -SH4



ZURN® AQUASPEC® COMMERCIAL FAUCETS



Z8001B

Low pressure ball valve gas valve with air, gas, and vacuum indexes.

Model Number	List Price	Case Quantity	Unit Weight (Lbs.)
Z8001B	\$33.70	1	0.5

Optional Accessories

-CS



Z8002A

High pressure gas valve.

Model Number	List Price	Case Quantity	Unit Weight (Lbs.)
Z8002A	\$91.95	1	1.0

Optional Accessories

-AIR, -GAS, -STEAM, -VAC



Z8002C

High pressure gas valve.

Model Number	List Price	Case Quantity	Unit Weight (Lbs.)
Z8002C	\$101.25	1	1.0

Optional Accessories

-AIR, -GAS, -VAC



Z8003A

Laboratory water valve.

Model Number	List Price	Case Quantity	Unit Weight (Lbs.)
Z8003A	\$85.60	1	1.0

No Options Required



Z80300

Wall-mounted single metering sink faucet.

Model Number	List Price	Case Quantity	Unit Weight (Lbs.)
Z80300	\$184.65	1	2.0

Optional Accessories

-IN



Z80401

Wall-mounted single sink faucet.

Model Number	List Price	Case Quantity	Unit Weight (Lbs.)
Z80401	\$87.15	1	2.0

No Options Required



Z80402

Wall-mounted single sink faucet.

Model Number	List Price	Case Quantity	Unit Weight (Lbs.)
Z80402	\$90.35	1	2.0

No Options Required



Z80501

Wall-mounted single sink faucet.



Model Number	List Price	Case Quantity	Unit Weight (Lbs.)
Z80501	\$89.05	1	2.0

Optional Accessories

-RB, -VB, -WHK, -5H



Z80502

Wall-mounted single sink faucet.

Model Number	List Price	Case Quantity	Unit Weight (Lbs.)
Z80502	\$93.30	1	2.0

Optional Accessories

-RB, -VB, -WHK, -5H



Z80601

Wall-mounted single sink faucet.



Model Number	List Price	Case Quantity	Unit Weight (Lbs.)
Z80601	\$92.40	1	2.0

No Options Required



Z80602

Wall-mounted single sink faucet.

Model Number	List Price	Case Quantity	Unit Weight (Lbs.)
Z80602	\$95.10	1	2.0

No Options Required



Z80701

Wall-mounted single sink faucet.



Model Number	List Price	Case Quantity	Unit Weight (Lbs.)
Z80701	\$92.70	1	2.0

Optional Accessories

-RB, -VB, -WHK, -5H

AquaSpec Commercial Faucets



ZURN AQUASPEC® COMMERCIAL FAUCETS



Z80702

Wall-mounted single sink faucet.

Model Number	List Price	Case Quantity	Unit Weight (Lbs.)
Z80702	\$95.10	1	2.0

Optional Accessories

-RB, -VB, -WHK, -5H



Z80707

Wall-mounted single sink faucet.

Model Number	List Price	Case Quantity	Unit Weight (Lbs.)
Z80707	\$92.70	1	2.0

Optional Accessories

-RB, -VB, -WHK, -5H



Z81000

4" Centerset single control faucet.



Model Number	List Price	Case Quantity	Unit Weight (Lbs.)
Z81000	\$151.90	6	4.0

Optional Accessories -EXT, -G, -P, -PT, -1M, -2M, -3M, -4M, -5M, -16M, -17M, -18M, -19M, -21M, -22M



Z81101

4" Centerset with lever handles.



Model Number	List Price	Case Quantity	Unit Weight (Lbs.)
Z81101	\$158.75	6	4.0

Optional Accessories

-G, -PT, -2M, -3M, -4M, -16M, -17M, -18M, -19M, -21M, -22M, -23M



Z81102

4" Centerset with four arm handles.

Model Number	List Price	Case Quantity	Unit Weight (Lbs.)
Z81102	\$163.85	6	4.0

Optional Accessories

-G, -P, -PT, -2M, -3M, -4M, -16M, -17M, -18M, -19M, -21M, -22M, -23M



Z81103

4" Centerset with dome lever handles.



Model Number	List Price	Case Quantity	Unit Weight (Lbs.)
Z81103	\$163.10	6	4.0

Optional Accessories

-G, -PT, -2M, -3M, -4M, -16M, -17M, -18M, -19M, -21M, -22M, -23M



Z81104

4" Centerset with 4" wrist blade handles.



Model Number	List Price	Case Quantity	Unit Weight (Lbs.)
Z81104	\$177.65	6	4.0

Optional Accessories

-G, -GH, -PT, -2M, -3M, -4M, -16M, -17M, -18M, -19M, -21M, -22M, -23M



Z81202-DV

Remote water faucet.

Model Number	List Price	Case Quantity	Unit Weight (Lbs.)
Z81202-DV	\$179.10	1	4.0

No Options Required



Z812A1

Centerset with 3-1/2" gooseneck and lever handles.



Model Number	List Price	Case Quantity	Unit Weight (Lbs.)
Z812A1	\$192.70	6	4.5

Optional Accessories

-FC, -G, -PT, -WM, -2F, -3F, -4F, -5F, -16F, -17F, -18F, -19F, -21F, -22F, -23F



Z812A3

Centerset with 3-1/2" gooseneck and dome lever handles.



Model Number	List Price	Case Quantity	Unit Weight (Lbs.)
Z812A3	\$197.05	6	4.5

Optional Accessories

-FC, -G, -PT, -2F, -3F, -4F, -5F, -16F, -17F, -18F, -19F, 21F, 22F, -23F



Z812A4

Centerset with 3-1/2" gooseneck and 4" wrist blade handles.



Model Number	List Price	Case Quantity	Unit Weight (Lbs.)
Z812A4	\$211.55	6	4.5

Optional Accessories -FC, -G, -GH, -PT, -WM, -2F, -3F, -4F, -5F, -16F, -17F, -18F, -19F, -21F, -22F, -23F



Z812B1

Centerset with 5-3/8" gooseneck and lever handles.



Model Number	List Price	Case Quantity	Unit Weight (Lbs.)
Z812B1	\$215.95	6	4.5

Optional Accessories -FC, -G, -PT, -WM, -2F, -3F, -4F, -5F, -16F, -17F, -18F, -19F, -21F, -22F, -23F


AquaSpec
Commercial Faucets



ZURN AQUASPEC® COMMERCIAL FAUCETS

AquaSpec
Commercial Faucets




Z812B3 
Centerset with 5-3/8" gooseneck and dome lever handles.

Model Number	List Price	Case Quantity	Unit Weight (Lbs.)
Z812B3	\$220.65	6	4.5

Optional Accessories
-FC, -G, -PT, -2F, -3F, -4F, -5F, -16F, -17F, -18F, -19F, 21F, -22F, -23F



Z812B4 
Centerset with 5-3/8" gooseneck and 4" wrist blade handles.

Model Number	List Price	Case Quantity	Unit Weight (Lbs.)
Z812B4	\$236.35	6	5.0

Optional Accessories -FC, -G, -GH, -PT, -WM, -2F, -3F, -4F, -5F, -16F, -17F, -18F, -19F, -21F, -22F, -23F




Z812B4-WM 
Wall-mounted centerset with 5-3/8" gooseneck and 4" wrist blade handles.

Model Number	List Price	Case Quantity	Unit Weight (Lbs.)
Z812B4-WM	\$288.95	6	5.0

Optional Accessories -TWM, -2F, -3F, -4F, -5F, -6F, -8F, -12F, -16F, -17F, -18F, -19F, -21F, -22F, -23F




Z812C1 
Centerset with 8" gooseneck and lever lever handles.

Model Number	List Price	Case Quantity	Unit Weight (Lbs.)
Z812C1	\$231.65	6	5.0

Optional Accessories -FC, -G, -GH, -PT, -WM, -2F, -3F, -4F, -5F, -16F, -17F, -18F, -19F, -21F, -22F, -23F



Z812C3 
Centerset with 8" gooseneck and dome lever handles.

Model Number	List Price	Case Quantity	Unit Weight (Lbs.)
Z812C3	\$236.35	6	5.0

Optional Accessories -FC, -G, -GH, -PT, -2F, -3F, -4F, -5F, -16F, -17F, -18F, -19F, -21F, -22F, -23F




Z812C4 
Centerset with 8" gooseneck and 4" wrist blade handles.

Model Number	List Price	Case Quantity	Unit Weight (Lbs.)
Z812C4	\$252.05	6	5.0

Optional Accessories -FC, -G, -GH, -PT, -WM, -2F, -3F, -4F, -5F, -16F, -17F, -18F, -19F, -21F, -22F, -23F



Z812F1 
Centerset with 6" cast spout and lever handles.

Model Number	List Price	Case Quantity	Unit Weight (Lbs.)
Z812F1	\$215.95	6	4.5

Optional Accessories
-G, -P, -PT, -WM, -2F, -3F, -4F, -5F, -16F, -17F, -18F, -19F, 21F, -22F, -23F




Z812F4 
Centerset with 6" cast spout and 4" wrist blade handles.

Model Number	List Price	Case Quantity	Unit Weight (Lbs.)
Z812F4	\$236.35	6	4.5

Optional Accessories
-G, -P, -PT, -WM, -2F, -3F, -4F, -5F, -16F, -17F, -18F, -19F, 21F, -22F, -23F




Z812G1 
Centerset with 8" cast spout and lever handles.

Model Number	List Price	Case Quantity	Unit Weight (Lbs.)
Z812G1	\$231.65	6	4.5

Optional Accessories
-G, -P, -PT, -WM, -2F, -3F, -4F, -5F, -16F, -17F, -18F, -19F, 21F, -22F, -23F




Z812G3 
Centerset with 8" cast spout and dome lever handles.

Model Number	List Price	Case Quantity	Unit Weight (Lbs.)
Z812G3	\$236.35	6	4.5

Optional Accessories
-G, -P, -PT, -WM, -2F, -3F, -4F, -5F, -16F, -17F, -18F, -19F, 21F, -22F, -23F




Z812G4 
Centerset with 8" cast spout and 4" wrist blade handles.

Model Number	List Price	Case Quantity	Unit Weight (Lbs.)
Z812G4	\$252.05	6	4.5

Optional Accessories
-G, -P, -PT, -WM, -2F, -3F, -4F, -5F, -16F, -17F, -18F, -19F, 21F, -22F, -23F



Z812H1 
Centerset with 12" tubular spout and lever handles.

Model Number	List Price	Case Quantity	Unit Weight (Lbs.)
Z812H1	\$215.95	6	4.5

Optional Accessories
-G, -P, -PT, -WM, -2F, -3F, -4F, -5F, -16F, -17F, -18F, -19F, 21F, -22F, -23F



ZURN AQUASPEC® COMMERCIAL FAUCETS

AquaSpec
Commercial Faucets



Z812H3

Centerset with 12" tubular spout and dome lever handles.



Model Number	List Price	Case Quantity	Unit Weight (Lbs.)
Z812H3	\$220.65	6	4.5

Optional Accessories

-G, -P, -PT, -2F, -3F, -4F, -5F, -16F, -17F, -18F, -19F, 21F, -22F, -23F



Z812H4

Centerset with 12" tubular spout and 4" wrist blade handles.



Model Number	List Price	Case Quantity	Unit Weight (Lbs.)
Z812H4	\$236.35	6	4.5

Optional Accessories

-G, -P, -PT, -WM, -2F, -3F, -4F, -5F, -16F, -17F, -18F, -19F, 21F, -22F, -23F



Z812J1

Centerset with 9-1/2" tubular spout and lever handles.



Model Number	List Price	Case Quantity	Unit Weight (Lbs.)
Z812J1	\$215.95	6	4.5

Optional Accessories

-G, -P, -PT, -WM, -2F, -3F, -4F, -5F, -16F, -17F, -18F, -19F, 21F, -22F, -23F



Z812J3

Centerset with 9-1/2" tubular spout and dome lever handles.



Model Number	List Price	Case Quantity	Unit Weight (Lbs.)
Z812J3	\$220.65	6	4.5

Optional Accessories

-G, -P, -PT, -2F, -3F, -4F, -5F, -16F, -17F, -18F, -19F, 21F, -22F, -23F



Z812J4

Centerset with 9-1/2" tubular spout and 4" wrist blade handles.



Model Number	List Price	Case Quantity	Unit Weight (Lbs.)
Z812J4	\$236.35	6	4.5

Optional Accessories

-G, -P, -PT, -WM, -2F, -3F, -4F, -5F, -16F, -17F, -18F, -19F, 21F, -22F, -23F



Z812J4-WM

Wall-mounted centerset with 9-1/2" tubular spout and 4" wrist blade handles.



Model Number	List Price	Case Quantity	Unit Weight (Lbs.)
Z812J4-WM	\$275.60	6	4.5

Optional Accessories

-TWM, -2F, -3F, -4F, -16F, -17F, -18F, -19F, 21F, -22F, -23F



Z812K1

Centerset with 13" double-jointed spout and lever handles.



Model Number	List Price	Case Quantity	Unit Weight (Lbs.)
Z812K1	\$269.20	6	4.5

Optional Accessories -DJ18, -G, -P, -PT, -WM, -2F, -3F, -4F, -5F, -16F, -17F, -18F, -19F, -21F, -22F, -23F



Z812K1-WM

Wall-mounted centerset with 13" double-jointed spout and lever handles.



Model Number	List Price	Case Quantity	Unit Weight (Lbs.)
Z812K1-WM	\$321.80	6	4.5

Optional Accessories

-DJ18, -TWM, -2F, -3F, -4F, -16F, -17F, -18F, -19F, -21F, 22F, -23F



Z812K4

Centerset with 13" double-jointed spout 4" wrist blade handles.



Model Number	List Price	Case Quantity	Unit Weight (Lbs.)
Z812K4	\$289.60	6	4.5

Optional Accessories -DJ18, -G, -P, -PT, -WM, -2F, -3F, -4F, -5F, -16F, -17F, -18F, -19F, -21F, -22F, -23F



Z812N1

Centerset with 6" vacuum breaker spout, 3/4" hose end and lever handles.



Model Number	List Price	Case Quantity	Unit Weight (Lbs.)
Z812N1	\$318.85	6	4.5

Optional Accessories

-G, -P, -PT, -WM



Z812N4

Centerset with 6" vacuum breaker spout, 3/4" hose end and 4" wrist blade handles.



Model Number	List Price	Case Quantity	Unit Weight (Lbs.)
Z812N4	\$339.25	6	4.5

Optional Accessories

-G, -P, -PT, -WM



Z812Q1

Centerset with 6" vacuum breaker spout, an aerated outlet and lever handles.



Model Number	List Price	Case Quantity	Unit Weight (Lbs.)
Z812Q1	\$334.55	6	4.5

Optional Accessories

-G, -P, -PT, -WM, -2F, -3F, -4F, -5F, -16F, -17F, -18F, -19F, -21F, -22F, -23F



ZURN® AQUASPEC® COMMERCIAL FAUCETS

AquaSpec
Commercial Faucets



Z812Q4

Centerset with 6" vacuum breaker spout, an aerated outlet and 4" wrist blade handles.



Model Number	List Price	Case Quantity	Unit Weight (Lbs.)
Z812Q4	\$354.95	6	4.5

Optional Accessories

-G, -P, -PT, -WM, -2F, -3F, -4F, -5F, -16F, -17F, -18F, -19F, -21F, -22F, -23F



Z812S1

Centerset with 8" bent riser spout and lever handles.



Model Number	List Price	Case Quantity	Unit Weight (Lbs.)
Z812S1	\$279.60	6	4.5

Optional Accessories -FC, -G, -P, -PT, -WM, -2M, -3M, -4M, -5M, -16M, -17M, -18M, -19M, -21M, -22M, -23M



Z812S3

Centerset with 8" bent riser spout and dome lever handles.



Model Number	List Price	Case Quantity	Unit Weight (Lbs.)
Z812S3	\$284.30	6	4.5

Optional Accessories -FC, -G, -P, -PT, -2M, -3M, -4M, -5M, -16M, -17M, -18M, -19M, -21M, -22M, -23M



Z812S4

Centerset with 8" bent riser spout and 4" wrist blade handles.



Model Number	List Price	Case Quantity	Unit Weight (Lbs.)
Z812S4	\$300.00	6	4.5

Optional Accessories -FC, -G, -P, -PT, -2M, -3M, -4M, -5M, -16M, -17M, -18M, -19M, -21M, -22M, -23M



Z812T1

Centerset with 4-1/2" vacuum breaker spout and lever handles.



Model Number	List Price	Case Quantity	Unit Weight (Lbs.)
Z812T1	\$235.65	6	4.5

Optional Accessories -FC, -G, -P, -PT, -WM, -2F, -3F, -4F, -5F, -6M, -16F, -17F, -18F, -19F, -21F, -22F, -23F



Z812T4

Centerset with 4-1/2" vacuum breaker spout and 4" wrist blade handles.



Model Number	List Price	Case Quantity	Unit Weight (Lbs.)
Z812T4	\$256.05	6	4.5

Optional Accessories -FC, -G, -P, -PT, -WM, -2F, -3F, -4F, -5F, -6M, -16F, -17F, -18F, -19F, -21F, -22F, -23F



Z812U1

Centerset with 6" vacuum breaker spout and lever handles.



Model Number	List Price	Case Quantity	Unit Weight (Lbs.)
Z812U1	\$241.90	6	4.5

Optional Accessories -FC, -G, -P, -PT, -WM, -2F, -3F, -4F, -5F, -6M, -16F, -17F, -18F, -19F, -21F, -22F, -23F



Z812U4

Centerset with 6" vacuum breaker spout and 4" wrist blade handles.



Model Number	List Price	Case Quantity	Unit Weight (Lbs.)
Z812U4	\$262.35	6	4.5

Optional Accessories -FC, -G, -P, -PT, -WM, -2F, -3F, -4F, -5F, -6M, -16F, -17F, -18F, -19F, -21F, -22F, -23F



Z81301

Wall-mounted single sink faucet.



Model Number	List Price	Case Quantity	Unit Weight (Lbs.)
Z81301	\$96.65	1	2.0

Optional Accessories

-RB, -VB, -WHK, -5H



Z81302

Wall-mounted single sink faucet.

Model Number	List Price	Case Quantity	Unit Weight (Lbs.)
Z81302	\$99.05	1	2.0

Optional Accessories

-RB, -VB, -WHK, -5H



Z81307

Wall-mounted single sink faucet.

Model Number	List Price	Case Quantity	Unit Weight (Lbs.)
Z81307	\$96.65	1	2.0

Optional Accessories

-RB, -VB, -WHK, -5H



Z81501

Wall-mounted single sink faucet.



Model Number	List Price	Case Quantity	Unit Weight (Lbs.)
Z81501	\$98.25	1	2.0

Optional Accessories

-RB, -VB, -WHK, -5H



ZURN AQUASPEC® COMMERCIAL FAUCETS



Z81502

Wall-mounted single sink faucet.

Model Number	List Price	Case Quantity	Unit Weight (Lbs.)
Z81502	\$100.65	1	2.0

Optional Accessories

-RB, -VB, -WHK, -5H



Z81507

Wall-mounted single sink faucet.

Model Number	List Price	Case Quantity	Unit Weight (Lbs.)
Z81507	\$98.25	1	2.0

Optional Accessories

-RB, -VB, -WHK, -5H



Z821A0

Deck-mounted 3-1/2" gooseneck spout.

Model Number	List Price	Case Quantity	Unit Weight (Lbs.)
Z821A0	\$94.30	1	2.0

Optional Accessories

-FC, -PT, -2F, -3F, -4F, -5F, -16F, -17F, -18F, -19F, -21F, -22F, -23F



Z821A0-WM

Wall-mounted 3-1/2" gooseneck spout.

Model Number	List Price	Case Quantity	Unit Weight (Lbs.)
Z821A0-WM	\$116.50	1	2.0

Optional Accessories

-FC, -PT, -2F, -3F, -4F, -5F, -16F, -17F, -18F, -19F, -21F, -22F, -23F



Z821B0

Deck-mounted 5-3/8" gooseneck spout.

Model Number	List Price	Case Quantity	Unit Weight (Lbs.)
Z821B0	\$100.65	1	2.0

Optional Accessories

-FC, -PT, -2F, -3F, -4F, -5F, -16F, -17F, -18F, -19F, -21F, -22F, -23F



Z821B0-WM

Wall-mounted 5-3/8" gooseneck spout.

Model Number	List Price	Case Quantity	Unit Weight (Lbs.)
Z821B0-WM	\$122.80	1	2.0

Optional Accessories

-FC, -PT, -2F, -3F, -4F, -5F, -16F, -17F, -18F, -19F, -21F, -22F, -23F



Z821C0

Deck-mounted 8" gooseneck spout.

Model Number	List Price	Case Quantity	Unit Weight (Lbs.)
Z821C0	\$118.85	1	2.5

Optional Accessories

-FC, -PT, -2F, -3F, -4F, -5F, -16F, -17F, -18F, -19F, -21F, -22F, -23F



Z821C0-WM

Wall-mounted 8" gooseneck spout.

Model Number	List Price	Case Quantity	Unit Weight (Lbs.)
Z821C0-WM	\$136.30	1	2.5

Optional Accessories

-FC, -PT, -2F, -3F, -4F, -5F, -16F, -17F, -18F, -19F, -21F, -22F, -23F



Z821T0

Deck-mounted 4-1/2" vacuum breaker spout.

Model Number	List Price	Case Quantity	Unit Weight (Lbs.)
Z821T0	\$136.30	1	2.5

Optional Accessories

-FC, -PT, -2F, -3F, -4F, -5F, -6M, -16F, -17F, -18F, -19F, -21F, -22F, -23F



Z821U0

Deck-mounted 6" vacuum breaker spout.

Model Number	List Price	Case Quantity	Unit Weight (Lbs.)
Z821U0	\$137.85	1	2.5

Optional Accessories

-FC, -PT, -2F, -3F, -4F, -5F, -6M, -16F, -17F, -18F, -19F, -21F, -22F, -23F



Z82200-CP4

Single control lavatory faucet with 4" cover plate. 

Model Number	List Price	Case Quantity	Unit Weight (Lbs.)
Z82200-CP4	\$337.70	1	3.5

Optional Accessories

-CP8, -G, -P, -2M, -3M, -4M, -16M, -17M, -18M, -19M, -21M, -22M, -23M



Z82300-CP8

Single control kitchen faucet with 8" cover plate. 

Model Number	List Price	Case Quantity	Unit Weight (Lbs.)
Z82300-CP8	\$462.45	1	5.0

Optional Accessories -CP4, -G, -HS, -2M, -3M, -4M, -9M, -16M, -17M, -18M, -19M, -21M, -22M, -23M

AquaSpec
Commercial Faucets



ZURN® AQUASPEC® COMMERCIAL FAUCETS

AquaSpec
Commercial Faucets



Z824B0

Single control side-mounted gooseneck faucet.



Model Number	List Price	Case Quantity	Unit Weight (Lbs.)
Z824B0	\$343.10	1	4.0

Optional Accessories

-G, -HS, -2F, -3F, -4F, -16F, -17F, -18F, -19F, -21F, -22F, -23F



Z824S0

Single control side-mounted bent riser spout faucet.



Model Number	List Price	Case Quantity	Unit Weight (Lbs.)
Z824S0	\$378.55	6	4.0

Optional Accessories

-G, -HS, -2M, -3M, -4M, -9M, -16M, -17M, -18M, -19M, -21M, -22M, -23M



Z825A1

Single lab faucet with 3-1/2" gooseneck and lever handle.



Model Number	List Price	Case Quantity	Unit Weight (Lbs.)
Z825A1	\$172.05	1	3.0

Optional Accessories -FC, -G, -PT, -2F, -3F, -4F, -5F, -12F, -16F, -17F, -18F, -19F, -21F, -22F, -23F



Z825A2

Single lab faucet with 3-1/2" gooseneck and four-arm handle.

Model Number	List Price	Case Quantity	Unit Weight (Lbs.)
Z825A2	\$175.50	1	3.0

Optional Accessories -FC, -G, -PT, -2F, -3F, -4F, -5F, -12F, -16F, -17F, -18F, -19F, -21F, -22F, -23F



Z825A4

Single lab faucet with 3-1/2" gooseneck and 4" wrist blade handle.



Model Number	List Price	Case Quantity	Unit Weight (Lbs.)
Z825A4	\$193.30	1	3.0

Optional Accessories -FC, -G, -PT, -2F, -3F, -4F, -5F, -12F, -16F, -17F, -18F, -19F, -21F, -22F, -23F



Z825B1

Single lab faucet with 5-3/8" gooseneck and lever handle.



Model Number	List Price	Case Quantity	Unit Weight (Lbs.)
Z825B1	\$166.65	1	3.0

Optional Accessories -FC, -G, -PT, -2F, -3F, -4F, -5F, -12F, -16F, -17F, -18F, -19F, -21F, -22F, -23F



Z825B2

Single lab faucet with 5-3/8" gooseneck and four-arm handle.



Model Number	List Price	Case Quantity	Unit Weight (Lbs.)
Z825B2	\$183.45	1	3.0

Optional Accessories -FC, -G, -PT, -2F, -3F, -4F, -5F, -12F, -16F, -17F, -18F, -19F, -21F, -22F, -23F



Z825B4

Single lab faucet with 5-3/8" gooseneck and 4" wrist blade handle.



Model Number	List Price	Case Quantity	Unit Weight (Lbs.)
Z825B4	\$201.25	1	3.0

Optional Accessories -FC, -G, -PT, -2F, -3F, -4F, -5F, -12F, -16F, -17F, -18F, -19F, -21F, -22F, -23F



Z825C1

Single lab faucet with 8" gooseneck and lever handle.



Model Number	List Price	Case Quantity	Unit Weight (Lbs.)
Z825C1	\$195.80	1	3.0

Optional Accessories -FC, -G, -PT, -2F, -3F, -4F, -5F, -12F, -16F, -17F, -18F, -19F, -21F, -22F, -23F



Z825C2

Single lab faucet with 8" gooseneck and four-arm handle.



Model Number	List Price	Case Quantity	Unit Weight (Lbs.)
Z825C2	\$199.30	1	3.0

Optional Accessories -FC, -G, -PT, -2F, -3F, -4F, -5F, -12F, -16F, -17F, -18F, -19F, -21F, -22F, -23F



Z825C4

Single lab faucet with 8" gooseneck and 4" wrist blade handle.



Model Number	List Price	Case Quantity	Unit Weight (Lbs.)
Z825C4	\$217.10	1	3.0

Optional Accessories -FC, -G, -PT, -2F, -3F, -4F, -5F, -12F, -16F, -17F, -18F, -19F, -21F, -22F, -23F



Z825F1

Single lab faucet with 6" cast spout and lever handle.



Model Number	List Price	Case Quantity	Unit Weight (Lbs.)
Z825F1	\$179.55	1	3.0

Optional Accessories -G, -PT, -2F, -3F, -4F, -5F, -16F, -17F, -18F, -19F, -21F, -22F, -23F



ZURN AQUASPEC® COMMERCIAL FAUCETS

Aquaspec
Commercial Faucets



Z825F2

Single lab faucet with 6" cast spout and four-arm handle.

Model Number	List Price	Case Quantity	Unit Weight (Lbs.)
Z825F2	\$183.45	1	3.0

Optional Accessories

-G, -PT, -2F, -3F, -4F, -5F, -16F, -17F, -18F, -19F, -21F, -22F, -23F



Z825T1-6M

Single lab faucet with 4-1/2" vacuum breaker spout, serrated tip, and lever handle.



Model Number	List Price	Case Quantity	Unit Weight (Lbs.)
Z825T1-6M	\$214.10	1	3.5

Optional Accessories -FC, -G, -MY, -MYCS, -PT, -2F, -3F, -4F, -5F, -8M, -16F, -17F, -18F, -19F, -21F, -22F, -23F



Z825T2-6M

Single lab faucet with 4-1/2" vacuum breaker spout, serrated tip, and four-arm handle.



Model Number	List Price	Case Quantity	Unit Weight (Lbs.)
Z825T2-6M	\$217.60	1	3.5

Optional Accessories -FC, -G, -MY, -MYCS, -PT, -2F, -3F, -4F, -5F, -8M, -16F, -17F, -18F, -19F, -21F, -22F, -23F



Z825T4-6M

Single lab faucet with 4-1/2" vacuum breaker spout, serrated tip, and 4" wrist blade handle.



Model Number	List Price	Case Quantity	Unit Weight (Lbs.)
Z825T4-6M	\$235.40	1	3.5

Optional Accessories -FC, -G, -MY, -MYCS, -PT, -2F, -3F, -4F, -5F, -8M, -16F, -17F, -18F, -19F, -21F, -22F, -23F



Z825U1-6M

Single lab faucet with 6" vacuum breaker spout, serrated tip, and lever handle.



Model Number	List Price	Case Quantity	Unit Weight (Lbs.)
Z825U1-6M	\$220.45	1	3.5

Optional Accessories -FC, -G, -MY, -MYCS, -PT, -2F, -3F, -4F, -5F, -8M, -16F, -17F, -18F, -19F, -21F, -22F, -23F



Z825U2-6M

Single lab faucet with 6" vacuum breaker spout, serrated tip, and four-arm handle.

Model Number	List Price	Case Quantity	Unit Weight (Lbs.)
Z825U2-6M	\$223.90	1	3.5

Optional Accessories -FC, -G, -MY, -MYCS, -PT, -2F, -3F, -4F, -5F, -8M, -16F, -17F, -18F, -19F, -21F, -22F, -23F



Z825U4-6M

Single lab faucet with 6" vacuum breaker spout, serrated tip, and 4" wrist blade handle.



Model Number	List Price	Case Quantity	Unit Weight (Lbs.)
Z825U4-6M	\$241.70	1	3.5

Optional Accessories -FC, -G, -MY, -MYCS, -PT, -2F, -3F, -4F, -5F, -8M, -16F, -17F, -18F, -19F, -21F, -22F, -23F



Z825V1-6M

Single lab faucet with 8" vacuum breaker spout, serrated tip, and lever handle.



Model Number	List Price	Case Quantity	Unit Weight (Lbs.)
Z825V1-6M	\$237.15	1	3.5

Optional Accessories -FC, -G, -MY, -MYCS, -PT, -2F, -3F, -4F, -5F, -8M, -16F, -17F, -18F, -19F, -21F, -22F, -23F



Z825V2-6M

Single lab faucet with 8" vacuum breaker spout, serrated tip, and four-arm handle.

Model Number	List Price	Case Quantity	Unit Weight (Lbs.)
Z825V2-6M	\$240.65	1	3.5

Optional Accessories -FC, -G, -MY, -MYCS, -PT, -2F, -3F, -4F, -5F, -8M, -16F, -17F, -18F, -19F, -21F, -22F, -23F



Z825V4-6M

Single lab faucet with 8" vacuum breaker spout, serrated tip, and 4" wrist blade handle.



Model Number	List Price	Case Quantity	Unit Weight (Lbs.)
Z825V4-6M	\$258.45	1	3.5

Optional Accessories -FC, -G, -MY, -MYCS, -PT, -2F, -3F, -4F, -5F, -8M, -16F, -17F, -18F, -19F, -21F, -22F, -23F



Z826A1

Double lab faucet with 3-1/2" gooseneck and lever handles.



Model Number	List Price	Case Quantity	Unit Weight (Lbs.)
Z826A1	\$241.75	1	5.0

Optional Accessories -FC, -G, -MY, -PT, -2F, -3F, -4F, -5F, -12F, -16F, -17F, -18F, -19F, -21F, -22F, -23F



Z826A2

Double lab faucet with 3-1/2" gooseneck and four-arm handles.

Model Number	List Price	Case Quantity	Unit Weight (Lbs.)
Z826A2	\$247.30	1	5.0


Optional Accessories -FC, -G, -MY, -PT, -2F, -3F, -4F, -5F, -12F, -16F, -17F, -18F, -19F, -21F, -22F, -23F



ZURN® AQUASPEC® COMMERCIAL FAUCETS

AquaSpec
Commercial Faucets




Z826A4 
Double lab faucet with 3-1/2" gooseneck and 4" wrist blade handles.

Model Number	List Price	Case Quantity	Unit Weight (Lbs.)
Z826A4	\$262.35	1	5.0

Optional Accessories -FC, -G, -MY, -PT, -2F, -3F, -4F, -5F, -12F, -16F, -17F, -18F, -19F, -21F, -22F, -23F



Z826B1 
Double lab faucet with 5-3/8" gooseneck and lever handles.

Model Number	List Price	Case Quantity	Unit Weight (Lbs.)
Z826B1	\$249.70	1	5.0

Optional Accessories -FC, -G, -MY, -PT, -2F, -3F, -4F, -5F, -12F, -16F, -17F, -18F, -19F, -21F, -22F, -23F




Z826B2
Double lab faucet with 5-3/8" gooseneck and four-arm handles.

Model Number	List Price	Case Quantity	Unit Weight (Lbs.)
Z826B2	\$255.25	1	5.0

Optional Accessories -FC, -G, -MY, -PT, -2F, -3F, -4F, -5F, -12F, -16F, -17F, -18F, -19F, -21F, -22F, -23F




Z826B4 
Double lab faucet with 5-3/8" gooseneck and 4" wrist blade handles.

Model Number	List Price	Case Quantity	Unit Weight (Lbs.)
Z826B4	\$270.25	1	5.0

Optional Accessories -FC, -G, -MY, -PT, -2F, -3F, -4F, -5F, -12F, -16F, -17F, -18F, -19F, -21F, -22F, -23F




Z826C1 
Double lab faucet with 8" gooseneck and lever handles.

Model Number	List Price	Case Quantity	Unit Weight (Lbs.)
Z826C1	\$265.55	1	5.0

Optional Accessories -FC, -G, -MY, -PT, -2F, -3F, -4F, -5F, -12F, -16F, -17F, -18F, -19F, -21F, -22F, -23F




Z826C2 
Double lab faucet with 8" gooseneck and four-arm handles.

Model Number	List Price	Case Quantity	Unit Weight (Lbs.)
Z826C2	\$271.05	1	5.0

Optional Accessories -FC, -G, -MY, -PT, -2F, -3F, -4F, -5F, -12F, -16F, -17F, -18F, -19F, -21F, -22F, -23F




Z826C4 
Double lab faucet with 8" gooseneck and 4" wrist blade handles.

Model Number	List Price	Case Quantity	Unit Weight (Lbs.)
Z826C4	\$286.10	1	5.0

Optional Accessories -FC, -G, -MY, -PT, -2F, -3F, -4F, -5F, -12F, -16F, -17F, -18F, -19F, -21F, -22F, -23F



Z826F1 
Double lab faucet with 6" cast spout and lever handles.

Model Number	List Price	Case Quantity	Unit Weight (Lbs.)
Z826F1	\$249.70	1	5.0

Optional Accessories -G, -MY, -PT, -2F, -3F, -4F, -5F, -16F, -17F, -18F, -19F, -21F, -22F, -23F




Z826F2
Double lab faucet with 6" cast spout and four-arm handles.

Model Number	List Price	Case Quantity	Unit Weight (Lbs.)
Z826F2	\$255.25	1	5.0

Optional Accessories -G, -MY, -PT, -2F, -3F, -4F, -5F, -16F, -17F, -18F, -19F, -21F, -22F, -23F




Z826T1-6M 
Double lab faucet with 4-1/2" vacuum breaker spout, serrated tip, and lever handles.

Model Number	List Price	Case Quantity	Unit Weight (Lbs.)
Z826T1-6M	\$283.80	1	5.5

Optional Accessories -FC, -G, -MY, -MYCS, -PT, -2F, -3F, -4F, -5F, -8M, -16F, -17F, -18F, -19F, -21F, -22F, -23F




Z826T2-6M 
Double lab faucet with 4-1/2" vacuum breaker spout, serrated tip, and four-arm handles.

Model Number	List Price	Case Quantity	Unit Weight (Lbs.)
Z826T2-6M	\$289.35	1	5.5

Optional Accessories -FC, -G, -MY, -MYCS, -PT, -2F, -3F, -4F, -5F, -8M, -16F, -17F, -18F, -19F, -21F, -22F, -23F



Z826T4-6M 
Double lab faucet with 4-1/2" vacuum breaker spout, serrated tip, and 4" wrist blade handles.

Model Number	List Price	Case Quantity	Unit Weight (Lbs.)
Z826T4-6M	\$304.40	1	5.5

Optional Accessories -FC, -G, -MY, -MYCS, -PT, -2F, -3F, -4F, -5F, -8M, -16F, -17F, -18F, -19F, -21F, -22F, -23F



ZURN AQUASPEC[®] COMMERCIAL FAUCETS



Z826U1-6M

Double lab faucet with 6" vacuum breaker spout, serrated tip, and lever handles.



Model Number	List Price	Case Quantity	Unit Weight (Lbs.)
Z826U1-6M	\$290.15	1	5.5

Optional Accessories -FC, -G, -MY, -MYCS, -PT, -2F, -3F, -4F, -5F, -8M, -16F, -17F, -18F, -19F, -21F, -22F, -23F



Z826U2-6M

Double lab faucet with 6" vacuum breaker spout, serrated tip, and four-arm handles.

Model Number	List Price	Case Quantity	Unit Weight (Lbs.)
Z826U2-6M	\$295.70	1	5.5

Optional Accessories -FC, -G, -MY, -MYCS, -PT, -2F, -3F, -4F, -5F, -8M, -16F, -17F, -18F, -19F, -21F, -22F, -23F



Z826U4-6M

Double lab faucet with 6" vacuum breaker spout, serrated tip, and 4" wrist blade handles.



Model Number	List Price	Case Quantity	Unit Weight (Lbs.)
Z826U4-6M	\$310.75	1	5.5

Optional Accessories -FC, -G, -MY, -MYCS, -PT, -2F, -3F, -4F, -5F, -8M, -16F, -17F, -18F, -19F, -21F, -22F, -23F



Z826V1-6M

Double lab faucet with 8" vacuum breaker spout, serrated tip, and lever handles.



Model Number	List Price	Case Quantity	Unit Weight (Lbs.)
Z826V1-6M	\$306.85	1	5.5

Optional Accessories -FC, -G, -MY, -MYCS, -2F, -3F, -4F, -5F, -8M, -16F, -17F, -18F, -19F, -21F, -22F, -23F



Z826V2-6M

Double lab faucet with 8" vacuum breaker spout, serrated tip, and four-arm handles.

Model Number	List Price	Case Quantity	Unit Weight (Lbs.)
Z826V2-6M	\$312.40	1	5.5

Optional Accessories -FC, -G, -MY, -MYCS, -2F, -3F, -4F, -5F, -8M, -16F, -17F, -18F, -19F, -21F, -22F, -23F



Z826V4-6M

Double lab faucet with 8" vacuum breaker spout, serrated tip, and 4" wrist blade handles.



Model Number	List Price	Case Quantity	Unit Weight (Lbs.)
Z826V4-6M	\$327.50	1	5.5

Optional Accessories -FC, -G, -MY, -MYCS, -PT, -2F, -3F, -4F, -5F, -8M, -16F, -17F, -18F, -19F, -21F, -22F, -23F



Z82701

Single basin faucet with lever handle.



Model Number	List Price	Case Quantity	Unit Weight (Lbs.)
Z82701	\$127.20	1	2.0

Optional Accessories

-G, -PT, -2M, -3M, -16M, -17M, -18M, -19M, -21M, -22M, -23M



Z82702

Single basin faucet with four-arm handle.

Model Number	List Price	Case Quantity	Unit Weight (Lbs.)
Z82702	\$125.30	1	2.0

Optional Accessories -G, -MY, -MYCS, -PT, -2M, -3M, -16M, -17M, -18M, -19M, -21M, -22M, -23M



Z82704

Single basin faucet with 4" wrist blade handle.



Model Number	List Price	Case Quantity	Unit Weight (Lbs.)
Z82704	\$143.05	1	2.0

Optional Accessories -G, -MY, -MYCS, -PT, -2M, -3M, -16M, -17M, -18M, -19M, -21M, -22M, -23M



Z82800

Single lab faucet, tin lined, for deionized water.

Model Number	List Price	Case Quantity	Unit Weight (Lbs.)
Z82800	\$283.60	1	3.5

Optional Accessories

-WM



Z82800-VB

Single lab faucet with vacuum breaker, tin lined, for deionized water.

Model Number	List Price	Case Quantity	Unit Weight (Lbs.)
Z82800-VB	\$356.55	1	3.5

Optional Accessories

-WM



Z82900

Polypropylene deck mounted single lab faucet for distilled water.

Model Number	List Price	Case Quantity	Unit Weight (Lbs.)
Z82900	\$383.35	1	2.0

No Options Required

AquaSpec
Commercial Faucets



ZURN® AQUASPEC® COMMERCIAL FAUCETS



Z82900-WM

Polypropylene wall mounted single lab faucet for distilled water.

Model Number	List Price	Case Quantity	Unit Weight (Lbs.)
Z82900-WM	\$383.35	1	2.0

No Options Required



Z831A1

Widespread with 3-1/2" gooseneck and lever handles.



Model Number	List Price	Case Quantity	Unit Weight (Lbs.)
Z831A1	\$265.60	6	6.0

Optional Accessories -CWO, -FC, -G, -GH, -HS, -HS6, -HS8, -ICT, -PT, -2F, -3F, -4F, -5F, -16F, -17F, -18F, -19F, -21F, -22F, -23F



Z831A4

Widespread with 3-1/2" gooseneck and 4" wrist blade handles.



Model Number	List Price	Case Quantity	Unit Weight (Lbs.)
Z831A4	\$288.85	6	6.0

Optional Accessories -CWO, -FC, -G, -GH, -HS, -HS6, -HS8, -ICT, -PT, -2F, -3F, -4F, -5F, -16F, -17F, -18F, -19F, -21F, -22F, -23F



Z831B1

Widespread with 5-3/8" gooseneck and lever handles.



Model Number	List Price	Case Quantity	Unit Weight (Lbs.)
Z831B1	\$268.25	6	6.0

Optional Accessories -CWO, -FC, -G, -GH, -HS, -HS6, -HS8, -ICT, -PT, -2F, -3F, -4F, -5F, -16F, -17F, -18F, -19F, -21F, -22F, -23F



Z831B4

Widespread with 5-3/8" gooseneck and 4" wrist blade handles.



Model Number	List Price	Case Quantity	Unit Weight (Lbs.)
Z831B4	\$286.45	6	6.0

Optional Accessories -CWO, -FC, -G, -GH, -HS, -HS6, -HS8, -ICT, -PT, -2F, -3F, -4F, -5F, -16F, -17F, -18F, -19F, -21F, -22F, -23F



Z831C1

Widespread with 8" gooseneck and lever handles.



Model Number	List Price	Case Quantity	Unit Weight (Lbs.)
Z831C1	\$292.00	6	6.5

Optional Accessories -CWO, -FC, -G, -GH, -HS, -HS6, -HS8, -ICT, -PT, -2F, -3F, -4F, -5F, -16F, -17F, -18F, -19F, -21F, -22F, -23F



Z831C3

Widespread with 8" gooseneck and dome lever handles.



Model Number	List Price	Case Quantity	Unit Weight (Lbs.)
Z831C3	\$296.70	6	6.5

Optional Accessories -CWO, -FC, -G, -GH, -HS, -HS6, -HS8, -PT, -2F, -3F, -4F, -5F, -16F, -17F, -18F, -19F, -21F, -22F, -23F



Z831C4

Widespread with 8" gooseneck and 4" wrist blade handles.



Model Number	List Price	Case Quantity	Unit Weight (Lbs.)
Z831C4	\$312.40	6	6.5

Optional Accessories -CWO, -FC, -G, -GH, -HS, -HS6, -HS8, -ICT, -PT, -2F, -3F, -4F, -5F, -16F, -17F, -18F, -19F, -21F, -22F, -23F



Z831G1

Widespread with 8" cast spout and lever handles.



Model Number	List Price	Case Quantity	Unit Weight (Lbs.)
Z831G1	\$292.00	6	6.5

Optional Accessories -CWO, -G, -GH, -HS, -HS6, -HS8, -ICT, -PT, -2F, -3F, -4F, -5F, -16F, -17F, -18F, -19F, -21F, -22F, -23F



Z831G3

Widespread with 8" cast spout and dome lever handles.



Model Number	List Price	Case Quantity	Unit Weight (Lbs.)
Z831G3	\$296.70	6	6.5

Optional Accessories -CWO, -G, -GH, -HS, -HS6, -HS8, -ICT, -PT, -2F, -3F, -4F, -5F, -16F, -17F, -18F, -19F, -21F, -22F, -23F



Z831G4

Widespread with 8" cast spout and 4" wrist blade handles.



Model Number	List Price	Case Quantity	Unit Weight (Lbs.)
Z831G4	\$312.40	6	6.5

Optional Accessories -CWO, -G, -GH, -HS, -HS6, -HS8, -ICT, -PT, -2F, -3F, -4F, -5F, -16F, -17F, -18F, -19F, -21F, -22F, -23F



Z831H1

Widespread with 12" tubular spout and lever handles.



Model Number	List Price	Case Quantity	Unit Weight (Lbs.)
Z831H1	\$276.30	6	6.5

Optional Accessories -CWO, -G, -GH, -HS, -HS6, -HS8, -ICT, -PT, -2F, -3F, -4F, -5F, -16F, -17F, -18F, -19F, -21F, -22F, -23F

ZURN AQUASPEC® COMMERCIAL FAUCETS



Z831H4

Widespread with 12" tubular spout and 4" wrist blade handles.



Model Number	List Price	Case Quantity	Unit Weight (Lbs.)
Z831H4	\$296.70	6	6.5

Optional Accessories -CWO, -G, -GH, -HS, -HS6, -HS8, -ICT, -P, -PT, -2F, -3F, -4F, -5F, -16F, -17F, -18F, -19F, -21F, -22F, -23F



Z831J1

Widespread with 9-1/2" tubular spout and 4" wrist blade handles.



Model Number	List Price	Case Quantity	Unit Weight (Lbs.)
Z831J1	\$255.85	6	6.5

Optional Accessories -CWO, -G, -GH, -HS, -HS6, -HS8, -ICT, -P, -PT, -2F, -3F, -4F, -5F, -16F, -17F, -18F, -19F, -21F, -22F, -23F



Z831J3

Widespread with 9-1/2" tubular spout and dome lever handles.



Model Number	List Price	Case Quantity	Unit Weight (Lbs.)
Z831J3	\$260.20	6	6.5

Optional Accessories -CWO, -G, -GH, -HS, -HS6, -HS8, -ICT, -P, -PT, -2F, -3F, -4F, -5F, -16F, -17F, -18F, -19F, -21F, -22F, -23F



Z831J4

Widespread with 9-1/2" tubular spout and 4" wrist blade handles.



Model Number	List Price	Case Quantity	Unit Weight (Lbs.)
Z831J4	\$274.75	6	6.5

Optional Accessories -CWO, -G, -GH, -HS, -HS6, -HS8, -ICT, -P, -PT, -2F, -3F, -4F, -5F, -16F, -17F, -18F, -19F, -21F, -22F, -23F



Z831R1

Widespread with 5" cast spout and lever handles.



Model Number	List Price	Case Quantity	Unit Weight (Lbs.)
Z831R1	\$315.10	6	6.0

Optional Accessories -CWO, -G, -GH, -HS6, -HS8, -ICT, -PT, -2M, -3M, -4M, -5M, -16M, -17M, -18M, -19M, -21M, -22M, -23M



Z831R2

Widespread with 5" cast spout and four-arm handles.

Model Number	List Price	Case Quantity	Unit Weight (Lbs.)
Z831R2	\$325.70	6	6.0

Optional Accessories -CWO, -G, -GH, -HS6, -HS8, -ICT, -P, -PT, -2M, -3M, -4M, -5M, -16M, -17M, -18M, -19M, -21M, -22M, -23M



Z831R3

Widespread with 5" cast spout and dome lever handles.



Model Number	List Price	Case Quantity	Unit Weight (Lbs.)
Z831R3	\$320.20	6	6.0

Optional Accessories -CWO, -G, -GH, -HS6, -HS8, -ICT, -P, -PT, -2M, -3M, -4M, -5M, -16M, -17M, -18M, -19M, -21M, -22M, -23M



Z831R4

Widespread with 5" cast spout and 4" wrist blade handles.



Model Number	List Price	Case Quantity	Unit Weight (Lbs.)
Z831R4	\$306.30	6	6.0

Optional Accessories -CWO, -G, -GH, -HS6, -HS8, -ICT, -PT, -2M, -3M, -4M, -5M, -16M, -17M, -18M, -19M, -21M, -22M, -23M



Z831S1

Widespread with 8" bent riser spout and lever handles.



Model Number	List Price	Case Quantity	Unit Weight (Lbs.)
Z831S1	\$339.95	6	6.0

Optional Accessories -CWO, -G, -GH, -HS6, -HS8, -ICT, -P, -PT, -2M, -3M, -4M, -5M, -16M, -17M, -18M, -19M, -21M, -22M, -23M



Z831S3

Widespread with 8" bent riser spout and dome lever handles.



Model Number	List Price	Case Quantity	Unit Weight (Lbs.)
Z831S3	\$344.65	6	6.0

Optional Accessories -CWO, -G, -GH, -HS6, -HS8, -ICT, -P, -PT, -2M, -3M, -4M, -5M, -16M, -17M, -18M, -19M, -21M, -22M, -23M



Z831S4

Widespread with 8" bent riser spout and 4" wrist blade handles.



Model Number	List Price	Case Quantity	Unit Weight (Lbs.)
Z831S4	\$360.35	6	6.0

Optional Accessories -CWO, -G, -GH, -HS6, -HS8, -ICT, -P, -PT, -2M, -3M, -4M, -5M, -16M, -17M, -18M, -19M, -21M, -22M, -23M



Z831T1

Widespread with 4-1/2" vacuum breaker spout and lever handles.



Model Number	List Price	Case Quantity	Unit Weight (Lbs.)
Z831T1	\$296.00	6	6.0

Optional Accessories -CWO, -FC, -G, -GH, -HS6, -HS8, -ICT, -P, -PT, -2F, -3F, -4F, -6M, -16F, -17F, -18F, -19F, -21F, -22F, -23F

ZURN AQUASPEC® COMMERCIAL FAUCETS

AquaSpec
Commercial Faucets



Z831T2

Widespread with 4-1/2" vacuum breaker spout and four-arm handles.

Model Number	List Price	Case Quantity	Unit Weight (Lbs.)
Z831T2	\$301.50	6	6.0

Optional Accessories -CWO, -FC, -G, -GH, -HS6, -HS8, -ICT, -P, -PT, -2F, -3F, -4F, -6M, -16F, -17F, -18F, -19F, -21F, -22F, -23F



Z831T4

Widespread with 4-1/2" vacuum breaker spout and 4" wrist blade handles.



Model Number	List Price	Case Quantity	Unit Weight (Lbs.)
Z831T4	\$316.40	6	6.0

Optional Accessories -CWO, -FC, -G, -GH, -HS6, -HS8, -ICT, -P, -PT, -2F, -3F, -4F, -6M, -16F, -17F, -18F, -19F, -21F, -22F, -23F



Z831U1

Widespread with 6" vacuum breaker spout and lever handles.



Model Number	List Price	Case Quantity	Unit Weight (Lbs.)
Z831U1	\$302.30	6	6.0

Optional Accessories -CWO, -FC, -G, -GH, -HS6, -HS8, -ICT, -P, -PT, -2F, -3F, -4F, -6M, -16F, -17F, -18F, -19F, -21F, -22F, -23F



Z831U2

Widespread with 6" vacuum breaker spout and four-arm handles.

Model Number	List Price	Case Quantity	Unit Weight (Lbs.)
Z831U2	\$307.80	6	6.0

Optional Accessories -CWO, -FC, -G, -GH, -HS6, -HS8, -ICT, -P, -PT, -2F, -3F, -4F, -6M, -16F, -17F, -18F, -19F, -21F, -22F, -23F



Z831U4

Widespread with 6" vacuum breaker spout and 4" wrist blade handles.



Model Number	List Price	Case Quantity	Unit Weight (Lbs.)
Z831U4	\$322.70	6	6.0

Optional Accessories -CWO, -FC, -G, -GH, -HS6, -HS8, -ICT, -P, -PT, -2F, -3F, -4F, -6M, -16F, -17F, -18F, -19F, -21F, -22F, -23F



Z831V1

Widespread with 8" vacuum breaker spout and lever handles.



Model Number	List Price	Case Quantity	Unit Weight (Lbs.)
Z831V1	\$318.85	6	6.0

Optional Accessories -CWO, -FC, -G, -GH, -HS6, -HS8, -ICT, -P, -PT, -2F, -3F, -4F, -6M, -16F, -17F, -18F, -19F, -21F, -22F, -23F



Z831V2

Widespread with 8" vacuum breaker spout and four-arm handles.

Model Number	List Price	Case Quantity	Unit Weight (Lbs.)
Z831V2	\$324.35	6	6.0

Optional Accessories -CWO, -FC, -G, -GH, -HS6, -HS8, -ICT, -P, -PT, -2F, -3F, -4F, -6M, -16F, -17F, -18F, -19F, -21F, -22F, -23F



Z831V4

Widespread with 8" vacuum breaker spout and 4" wrist blade handles.



Model Number	List Price	Case Quantity	Unit Weight (Lbs.)
Z831V4	\$339.25	6	6.0

Optional Accessories -CWO, -FC, -G, -GH, -HS6, -HS8, -ICT, -P, -PT, -2F, -3F, -4F, -6M, -16F, -17F, -18F, -19F, -21F, -22F, -23F



Z841A1

Service sink faucet with 3-1/2" gooseneck and lever handles.



Model Number	List Price	Case Quantity	Unit Weight (Lbs.)
Z841A1	\$271.00	1	5.0

Optional Accessories -DM, -FC, -SSI, -2F, -3F, -4F, -5F, -16F, -17F, -18F, -19F, -21F, -22F, -23F



Z841B1

Service sink faucet with 5-3/8" gooseneck and lever handles.



Model Number	List Price	Case Quantity	Unit Weight (Lbs.)
Z841B1	\$278.90	1	5.0

Optional Accessories -DM, -FC, -SSI, -2F, -3F, -4F, -5F, -16F, -17F, -18F, -19F, -21F, -22F, -23F



Z841B1-DM

Deck-mounted faucet with 5-3/8" gooseneck spout and lever handles.



Model Number	List Price	Case Quantity	Unit Weight (Lbs.)
Z841B1-DM	\$318.50	6	5.0

Optional Accessories -2F, -3F, -4F, -5F, -6F, -8F, -12F, -16F, -17F, -18F, -19F, -21F, -22F, -23F



Z841F1

Service faucet sink with 6" cast spout and lever handles.



Model Number	List Price	Case Quantity	Unit Weight (Lbs.)
Z841F1	\$278.90	1	5.0

Optional Accessories -DM, -SSI, -2F, -3F, -4F, -16F, -17F, -18F, -19F, -21F, -22F, -23F



ZURN AQUASPEC® COMMERCIAL FAUCETS

AquaSpec
Commercial Faucets



Z841G1

Service sink faucet with 8" cast spout and lever handles.



Model Number	List Price	Case Quantity	Unit Weight (Lbs.)
Z841G1	\$294.75	1	5.5

Optional Accessories

-DM, -SSI, -2F, -3F, -4F, -16F, -17F, -18F, -19F, -21F, -22F, -23F



Z841H1

Service sink faucet with 12" tubular spout and lever handles.



Model Number	List Price	Case Quantity	Unit Weight (Lbs.)
Z841H1	\$278.90	1	5.5

Optional Accessories

-DM, -SSI, -2F, -3F, -4F, -16F, -17F, -18F, -19F, -21F, -22F, -23F



Z841I1

Service sink faucet with 14" tubular spout and lever handles.



Model Number	List Price	Case Quantity	Unit Weight (Lbs.)
Z841I1	\$282.85	1	5.0

Optional Accessories

-DM, -SSI, -2F, -3F, -4F, -16F, -17F, -18F, -19F, -21F, -22F, -23F



Z841J1

Service sink faucet with 9-1/2" tubular spout and lever handles.



Model Number	List Price	Case Quantity	Unit Weight (Lbs.)
Z841J1	\$278.90	1	5.0

Optional Accessories

-DM, -SSI, -2F, -3F, -4F, -16F, -17F, -18F, -19F, -21F, -22F, -23F



Z841J4-DM

Deck-mounted faucet with 9-1/2" tubular spout and wrist blade handles.



Model Number	List Price	Case Quantity	Unit Weight (Lbs.)
Z841J4-DM	\$352.60	6	5.0

Optional Accessories

-2F, -3F, -4F, -16F, -17F, -18F, -19F, -21F, -22F, -23F



Z841K1

Service sink faucet with 13" double-jointed spout and lever handles.



Model Number	List Price	Case Quantity	Unit Weight (Lbs.)
Z841K1	\$332.65	1	6.0

Optional Accessories

-DJ18, -DM, -SSI, -2F, -3F, -4F, -16F, -17F, -18F, -19F, -21F, -22F, -23F



Z841L1

Service sink faucet with 2-1/2" vacuum breaker spout and lever handles.



Model Number	List Price	Case Quantity	Unit Weight (Lbs.)
Z841L1	\$323.45	1	5.5

Optional Accessories

-DM, -SSI, -WHK, -5H



Z841L1-RC

Service sink faucet with 2-1/2" vacuum breaker spout and lever handles, rough chrome plated.



Model Number	List Price	Case Quantity	Unit Weight (Lbs.)
Z841L1-RC	\$249.25	1	5.5

Optional Accessories

-SSI, -WHK, -5H



Z841L2

Service sink faucet with 2-1/2" vacuum breaker spout and four-arm handles.

Model Number	List Price	Case Quantity	Unit Weight (Lbs.)
Z841L2	\$320.90	1	5.5

Optional Accessories

-DM, -SSI, -WHK, -5H



Z841L2-RC

Service sink faucet with 2-1/2" vacuum breaker spout and four-arm handles, rough chrome plated.

Model Number	List Price	Case Quantity	Unit Weight (Lbs.)
Z841L2-RC	\$276.95	1	5.5

Optional Accessories

-SSI, -WHK, -5H



Z841M1

Service sink faucet with 6" vacuum breaker spout, lever handles, pail hook, 3/4" hose end and brace.



Model Number	List Price	Case Quantity	Unit Weight (Lbs.)
Z841M1	\$364.45	1	7.0

Optional Accessories

-SSI, -WHK, -5H



Z841M1-RC

Service sink faucet with 6" vacuum breaker spout, lever handles, pail hook, 3/4" hose end and brace, rough chrome plated.



Model Number	List Price	Case Quantity	Unit Weight (Lbs.)
Z841M1-RC	\$322.50	1	7.0

Optional Accessories

-SSI, -WHK, -5H



ZURN® AQUASPEC® COMMERCIAL FAUCETS

AquaSpec
Commercial Faucets



Z841M2

Service sink faucet with 6" vacuum breaker spout, four-arm handles, pail hook, 3/4" hose end and brace.

Model Number	List Price	Case Quantity	Unit Weight (Lbs.)
Z841M2	\$370.00	1	7.0

Optional Accessories

-SSI, -WHK, -5H



Z841M2-RC

Service sink faucet with 6" vacuum breaker spout, four-arm handles, pail hook, 3/4" hose end and brace, rough chrome plated.


Model Number	List Price	Case Quantity	Unit Weight (Lbs.)
Z841M2-RC	\$328.00	1	7.0

Optional Accessories

-SSI, -WHK, -5H



Z841M4

Service sink faucet with 6" vacuum breaker spout, 4" wrist blade handles, pail hook, 3/4" hose end and brace. 


Model Number	List Price	Case Quantity	Unit Weight (Lbs.)
Z841M4	\$390.60	1	7.0

Optional Accessories

-RC, -SSI, -WHK, -5H



Z841N1

Service sink faucet with 6" vacuum breaker spout, lever handles, pail hook and 3/4" hose end. 


Model Number	List Price	Case Quantity	Unit Weight (Lbs.)
Z841N1	\$382.80	1	6.5

Optional Accessories

-DM, -SSI, -WHK, -5H



Z841N1-RC

Service sink faucet with 6" vacuum breaker spout, lever handles, pail hook and 3/4" hose end, rough chrome plated. 

Model Number	List Price	Case Quantity	Unit Weight (Lbs.)
Z841N1-RC	\$339.20	1	6.5

Optional Accessories

-SSI, -WHK, -5H



Z841N2

Service sink faucet with 6" vacuum breaker spout, four-arm handles, pail hook and 3/4" hose end.

Model Number	List Price	Case Quantity	Unit Weight (Lbs.)
Z841N2	\$388.35	1	6.5

Optional Accessories

-DM, -SSI, -WHK, -5H



Z841N2-RC

Service sink faucet with 6" vacuum breaker spout, four-arm handles, pail hook and 3/4" hose end, rough chrome plated.


Model Number	List Price	Case Quantity	Unit Weight (Lbs.)
Z841N2-RC	\$344.75	1	6.5

Optional Accessories

-SSI, -WHK, -5H



Z841Q1

Service sink faucet with 6" vacuum breaker spout, lever handles, pail hook and aerated outlet. 


Model Number	List Price	Case Quantity	Unit Weight (Lbs.)
Z841Q1	\$398.65	1	6.5

Optional Accessories

-DM, -SSI, -2F, -3F, -4F, -5F, -16F, -17F, -18F, -19F, -21F, -22F, -23F



Z842A1

Sink faucet with 3-1/2" gooseneck and lever handles. 

Model Number	List Price	Case Quantity	Unit Weight (Lbs.)
Z842A1	\$271.00	1	5.0

Optional Accessories

-DM, -FC, -LSI, -2F, -3F, -4F, -5F, -16F, -17F, -18F, -19F, -21F, -22F, -23F



Z842A4

Sink faucet with 3-1/2" gooseneck and 4" wrist blade handles. 


Model Number	List Price	Case Quantity	Unit Weight (Lbs.)
Z842A4	\$291.60	1	5.5

Optional Accessories

-DM, -FC, -LSI, -2F, -3F, -4F, -5F, -16F, -17F, -18F, -19F, -21F, -22F, -23F



Z842B1

Sink faucet with 5-3/8" gooseneck and lever handles. 

Model Number	List Price	Case Quantity	Unit Weight (Lbs.)
Z842B1	\$278.90	1	5.5

Optional Accessories

-DM, -FC, -LSI, -2F, -3F, -4F, -5F, -16F, -17F, -18F, -19F, -21F, -22F, -23F



Z842B2

Sink faucet with 5-3/8" gooseneck and four-arm handles.

Model Number	List Price	Case Quantity	Unit Weight (Lbs.)
Z842B2	\$284.45	1	5.5

Optional Accessories

-DM, -FC, -LSI, -2F, -3F, -4F, -5F, -16F, -17F, -18F, -19F, -21F, -22F, -23F



ZURN AQUASPEC® COMMERCIAL FAUCETS



Z842B2-DM

Deck-mounted faucet with 5-3/8" gooseneck spout and four-arm handles.

Model Number	List Price	Case Quantity	Unit Weight (Lbs.)
Z842B2-DM	\$324.05	6	5.5

Optional Accessories

-2F, -3F, -4F, -5F, -6F, -8F, -12F, -16F, -17F, -18F, -19F, -21F, -22F, -23F



Z842B4

Sink faucet with 5-3/8" gooseneck and 4" wrist blade handles.



Model Number	List Price	Case Quantity	Unit Weight (Lbs.)
Z842B4	\$299.50	1	5.5

Optional Accessories

-DM, -FC, -LSI, -2F, -3F, -4F, -5F, -16F, -17F, -18F, -19F, -21F, -22F, -23F



Z842C1

Sink faucet with 8" gooseneck and lever handles.



Model Number	List Price	Case Quantity	Unit Weight (Lbs.)
Z842C1	\$294.75	1	5.5

Optional Accessories

-DM, -FC, -LSI, -2F, -3F, -4F, -5F, -16F, -17F, -18F, -19F, -21F, -22F, -23F



Z842C4

Sink faucet with 8" gooseneck and 4" wrist blade handles.



Model Number	List Price	Case Quantity	Unit Weight (Lbs.)
Z842C4	\$315.35	1	5.5

Optional Accessories

-DM, -FC, -LSI, -2F, -3F, -4F, -5F, -16F, -17F, -18F, -19F, -21F, -22F, -23F



Z842D6-LSI-2XT

Clinical service sink faucet with 6" wrist blade handles, bottom brace and 3/4" hose end.



Model Number	List Price	Case Quantity	Unit Weight (Lbs.)
Z842D6-LSI-2XT	\$612.95	1	7.0

Optional Accessories

-WHK, -5H



Z842D6-LSI-5XT

Clinical service sink faucet with 6" wrist blade handles, bottom brace and 3/4" hose end.



Model Number	List Price	Case Quantity	Unit Weight (Lbs.)
Z842D6-LSI-5XT	\$644.65	1	7.0

Optional Accessories

-WHK, -5H



Z842D6-LSI-LVB-PE-2XT

Clinical service sink faucet with 6" wrist blade handles, bottom brace and plain end.



Model Number	List Price	Case Quantity	Unit Weight (Lbs.)
Z842D6-LSI-LVB-PE-2XT	\$565.40	1	7.0

No Options Required



Z842D6-LSI-LVB-PE-5XT

Clinical service sink faucet with 6" wrist blade handles, bottom brace and plain end.



Model Number	List Price	Case Quantity	Unit Weight (Lbs.)
Z842D6-LSI-LVB-PE-5XT	\$629.20	1	7.0

No Options Required



Z842F1

Sink faucet with 6" cast spout and lever handles.



Model Number	List Price	Case Quantity	Unit Weight (Lbs.)
Z842F1	\$278.90	1	5.0

Optional Accessories

-DM, -LSI, -2F, -3F, -4F, -16F, -17F, -18F, -19F, -21F, -22F, -23F



Z842F2

Sink faucet with 6" cast spout and four-arm handles.

Model Number	List Price	Case Quantity	Unit Weight (Lbs.)
Z842F2	\$284.45	1	5.0

Optional Accessories

-DM, -LSI, -2F, -3F, -4F, -16F, -17F, -18F, -19F, -21F, -22F, -23F



Z842F4

Sink faucet with 6" cast spout and 4" wrist blade handles.



Model Number	List Price	Case Quantity	Unit Weight (Lbs.)
Z842F4	\$299.50	1	5.5

Optional Accessories

-DM, -LSI, -2F, -3F, -4F, -16F, -17F, -18F, -19F, -21F, -22F, -23F



Z842G1

Sink faucet with 8" cast spout and lever handles.



Model Number	List Price	Case Quantity	Unit Weight (Lbs.)
Z842G1	\$294.75	1	5.5

Optional Accessories

-DM, -LSI, -2F, -3F, -4F, -16F, -17F, -18F, -19F, -21F, -22F, -23F

Aquaspec
Commercial Faucets



ZURN AQUASPEC® COMMERCIAL FAUCETS



Z842G4

Sink faucet with 8" cast spout and 4" wrist blade handles.



Model Number	List Price	Case Quantity	Unit Weight (Lbs.)
Z842G4	\$315.35	1	5.5

Optional Accessories

-DM, -LSI, -2F, -3F, -4F, -16F, -17F, -18F, -19F, -21F, -22F, -23F



Z842H1

Sink faucet with 12" tubular spout and lever handles.



Model Number	List Price	Case Quantity	Unit Weight (Lbs.)
Z842H1	\$278.90	1	5.5

Optional Accessories

-DM, -LSI, -2F, -3F, -4F, -16F, -17F, -18F, -19F, -21F, -22F, -23F



Z842H4

Sink faucet with 12" tubular spout and 4" wrist blade handles.



Model Number	List Price	Case Quantity	Unit Weight (Lbs.)
Z842H4	\$299.50	1	5.5

Optional Accessories

-DM, -LSI, -2F, -3F, -4F, -16F, -17F, -18F, -19F, -21F, -22F, -23F



Z842I1

Sink faucet with 14" tubular spout and lever handles.



Model Number	List Price	Case Quantity	Unit Weight (Lbs.)
Z842I1	\$282.85	1	5.5

Optional Accessories

-DM, -LSI, -2F, -3F, -4F, -16F, -17F, -18F, -19F, -21F, -22F, -23F



Z842I4

Sink faucet with 14" tubular spout and 4" wrist blade handles.



Model Number	List Price	Case Quantity	Unit Weight (Lbs.)
Z842I4	\$303.45	1	5.5

Optional Accessories

-DM, -LSI, -2F, -3F, -4F, -16F, -17F, -18F, -19F, -21F, -22F, -23F



Z842J1

Sink faucet with 9-1/2" tubular spout and lever handles.



Model Number	List Price	Case Quantity	Unit Weight (Lbs.)
Z842J1	\$278.90	1	5.5

Optional Accessories

-DM, -LSI, -2F, -3F, -4F, -16F, -17F, -18F, -19F, -21F, -22F, -23F



Z842J3

Sink faucet with 9-1/2" tubular spout and dome lever handles.



Model Number	List Price	Case Quantity	Unit Weight (Lbs.)
Z842J3	\$283.65	1	5.5

Optional Accessories

-LSI, -2F, -3F, -4F, -16F, -17F, -18F, -19F, -21F, -22F, -23F



Z842J4

Sink faucet with 9-1/2" tubular spout and 4" wrist blade handles.



Model Number	List Price	Case Quantity	Unit Weight (Lbs.)
Z842J4	\$299.50	1	5.5

Optional Accessories

-DM, -LSI, -2F, -3F, -4F, -16F, -17F, -18F, -19F, -21F, -22F, -23F



Z842J4-DM

Deck-mounted faucet with 9-1/2" tubular spout and wrist blade handles.



Model Number	List Price	Case Quantity	Unit Weight (Lbs.)
Z842J4-DM	\$339.10	6	5.5

Optional Accessories

-2F, -3F, -4F, -16F, -17F, -18F, -19F, -21F, -22F, -23F



Z842K1

Sink faucet with 13" double-jointed spout and lever handles.



Model Number	List Price	Case Quantity	Unit Weight (Lbs.)
Z842K1	\$332.65	1	6.5

Optional Accessories

-DJ18, -DM, -LSI, -2F, -3F, -4F, -16F, -17F, -18F, -19F, -21F, -22F, -23F



Z842K4

Sink faucet with 13" double-jointed spout and 4" wrist blade handles.



Model Number	List Price	Case Quantity	Unit Weight (Lbs.)
Z842K4	\$353.25	1	6.5

Optional Accessories

-DJ18, -DM, -LSI, -2F, -3F, -4F, -16F, -17F, -18F, -19F, -21F, -22F, -23F



Z842L1

Sink faucet with 2-1/2" vacuum breaker spout and lever handles.



Model Number	List Price	Case Quantity	Unit Weight (Lbs.)
Z842L1	\$315.35	1	5.5

Optional Accessories


-DM, -LSI, -WHK, -5H

ZURN AQUASPEC® COMMERCIAL FAUCETS

AquaSpec
Commercial Faucets



Z842L1-RC

Sink faucet with 2-1/2" vacuum breaker spout and lever handles, rough chrome plated. 

Model Number	List Price	Case Quantity	Unit Weight (Lbs.)
Z842L1-RC	\$271.40	1	5.5

Optional Accessories

-LSI, -WHK, -5H



Z842L2

Sink faucet with 2-1/2" vacuum breaker spout and four-arm handles.

Model Number	List Price	Case Quantity	Unit Weight (Lbs.)
Z842L2	\$320.90	1	5.5

Optional Accessories

-DM, -LSI, -WHK, -5H



Z842L2-RC

Sink faucet with 2-1/2" vacuum breaker spout and four-arm handles, rough chrome plated.


Model Number	List Price	Case Quantity	Unit Weight (Lbs.)
Z842L2-RC	\$276.95	1	5.5

Optional Accessories

-LSI, -WHK, -5H



Z842M1

Sink faucet with 6" vacuum breaker spout, lever handles, pail hook, 3/4" hose end and brace. 


Model Number	List Price	Case Quantity	Unit Weight (Lbs.)
Z842M1	\$366.05	1	7.0

Optional Accessories

-LSI, -WHK, -5H



Z842M1-RC

Sink faucet with 6" vacuum breaker spout, lever handles, pail hook, 3/4" hose end and brace, rough chrome plated. 

Model Number	List Price	Case Quantity	Unit Weight (Lbs.)
Z842M1-RC	\$322.10	1	7.0

Optional Accessories

-LSI, -WHK, -5H



Z842M2

Sink faucet with 6" vacuum breaker spout, four-arm handles, pail hook, 3/4" hose end and brace.

Model Number	List Price	Case Quantity	Unit Weight (Lbs.)
Z842M2	\$371.60	1	7.0

Optional Accessories

-LSI, -WHK, -5H



Z842M2-RC

Sink faucet with 6" vacuum breaker spout, four-arm handles, pail hook, 3/4" hose end and brace, rough chrome plated.


Model Number	List Price	Case Quantity	Unit Weight (Lbs.)
Z842M2-RC	\$328.45	1	7.0

Optional Accessories

-LSI, -WHK, -5H



Z842M4

Sink faucet with 5" vacuum breaker spout, 4" wrist blade handles, pail hook, 3/4" hose end and brace. 


Model Number	List Price	Case Quantity	Unit Weight (Lbs.)
Z842M4	\$392.20	1	7.0

Optional Accessories

-LSI, -RC, -WHK, -5H



Z842N1

Sink faucet with 6" vacuum breaker spout, lever handles, pail hook and 3/4" hose end. 


Model Number	List Price	Case Quantity	Unit Weight (Lbs.)
Z842N1	\$382.80	1	7.0

Optional Accessories

-DM, -LSI, -WHK, -5H



Z842N1-RC

Sink faucet with 6" vacuum breaker spout, lever handles, pail hook and 3/4" hose end, rough chrome plated. 

Model Number	List Price	Case Quantity	Unit Weight (Lbs.)
Z842N1-RC	\$339.20	1	7.0

Optional Accessories

-LSI, -WHK, -5H



Z842N2

Sink faucet with 6" vacuum breaker spout, four-arm handles, pail hook and 3/4" hose end.

Model Number	List Price	Case Quantity	Unit Weight (Lbs.)
Z842N2	\$388.35	1	7.0

Optional Accessories

-DM, -LSI, -WHK, -5H



Z842N2-RC

Sink faucet with 6" vacuum breaker spout, four-arm handles, pail hook and 3/4" hose end, rough chrome plated.

Model Number	List Price	Case Quantity	Unit Weight (Lbs.)
Z842N2-RC	\$344.75	1	7.0

Optional Accessories

-LSI, -WHK, -5H



ZURN® AQUASPEC® COMMERCIAL FAUCETS



Z842Q1

Sink faucet with 6" vacuum breaker spout, lever handles and aerated outlet.



Model Number	List Price	Case Quantity	Unit Weight (Lbs.)
Z842Q1	\$398.65	1	7.0

Optional Accessories

-DM, -LSI, -2F, -3F, -4F, -5F, -16F, -17F, -18F



Z842Q4

Sink faucet with 6" vacuum breaker spout, 4" wrist blade handles and aerated outlet.



Model Number	List Price	Case Quantity	Unit Weight (Lbs.)
Z842Q4	\$419.20	1	7.0

Optional Accessories

-DM, -LSI, -2F, -3F, -4F, -5F, -16F, -17F, -18F



Z842T1

Sink faucet with 4-1/2" vacuum breaker spout and lever handles.



Model Number	List Price	Case Quantity	Unit Weight (Lbs.)
Z842T1	\$298.80	1	7.0

Optional Accessories -DM, -FC, -LSI, -2F, -3F, -4F, -5F, -6M, -16F, -17F, -18F, -19F, -21F, -22F, -23F



Z842T2

Sink faucet with 4-1/2" vacuum breaker spout and four-arm handles.

Model Number	List Price	Case Quantity	Unit Weight (Lbs.)
Z842T2	\$304.35	1	7.0

Optional Accessories -DM, -FC, -LSI, -2F, -3F, -4F, -5F, -6M, -16F, -17F, -18F, -19F, -21F, -22F, -23F



Z842T4

Sink faucet with 4-1/2" vacuum breaker spout and 4" wrist blade handles.



Model Number	List Price	Case Quantity	Unit Weight (Lbs.)
Z842T4	\$319.40	1	7.0

Optional Accessories -DM, -FC, -LSI, -2F, -3F, -4F, -5F, -6M, -16F, -17F, -18F, -19F, -21F, -22F, -23F



Z842U1

Sink faucet with 6" vacuum breaker spout and lever handles.



Model Number	List Price	Case Quantity	Unit Weight (Lbs.)
Z842U1	\$305.15	1	7.0

Optional Accessories -DM, -FC, -LSI, -2F, -3F, -4F, -5F, -6M, -16F, -17F, -18F, -19F, -21F, -22F, -23F



Z842U2

Sink faucet with 6" vacuum breaker spout and four-arm handles.

Model Number	List Price	Case Quantity	Unit Weight (Lbs.)
Z842U2	\$310.70	1	7.0

Optional Accessories -DM, -FC, -LSI, -2F, -3F, -4F, -5F, -6M, -16F, -17F, -18F, -19F, -21F, -22F, -23F



Z842U4

Sink faucet with 6" vacuum breaker spout and 4" wrist blade handles.



Model Number	List Price	Case Quantity	Unit Weight (Lbs.)
Z842U4	\$325.75	1	7.0

Optional Accessories -DM, -FC, -LSI, -2F, -3F, -4F, -5F, -6M, -16F, -17F, -18F, -19F, -21F, -22F, -23F



Z842V1

Sink faucet with 8" vacuum breaker spout and lever handles.



Model Number	List Price	Case Quantity	Unit Weight (Lbs.)
Z842V1	\$321.85	6	7.0

Optional Accessories

-DM, -LSI, -6M, -8M



Z842V2

Sink faucet with 8" vacuum breaker spout and four-arm handles.

Model Number	List Price	Case Quantity	Unit Weight (Lbs.)
Z842V2	\$327.40	6	7.0

Optional Accessories

-DM, -LSI, -6M, -8M



Z842V4

Sink faucet with 8" vacuum breaker spout and 4" wrist blade handles.



Model Number	List Price	Case Quantity	Unit Weight (Lbs.)
Z842V4	\$342.45	6	5.5

Optional Accessories

-DM, -LSI, -6M, -8M



Z843J1

Back-mounted faucet with 9-1/2" tubular spout and lever handles.



Model Number	List Price	Case Quantity	Unit Weight (Lbs.)
Z843J1	\$268.45	6	5.5


Optional Accessories

-DM, -LSI, -2F, -3F, -4F, -16F, -17F, -18F, -19F, -21F, -22F, -23F

ZURN AQUASPEC® COMMERCIAL FAUCETS

AquaSpec
Commercial Faucets



Z843J4 
Back-mounted faucet with 9-1/2" tubular spout and wrist blade handles.

Model Number	List Price	Case Quantity	Unit Weight (Lbs.)
Z843J4	\$288.85	6	5.5

Optional Accessories
-DM, -LSI, -2F, -3F, -4F, -16F, -17F, -18F, -19F, -21F, -22F, -23F




Z843L1 
Service sink faucet with 2-1/2" vacuum breaker spout and lever handles.

Model Number	List Price	Case Quantity	Unit Weight (Lbs.)
Z843L1	\$286.50	6	5.5

Optional Accessories
-CS, -LSI, -WHK, -5H




Z843L1-RC 
Service sink faucet with 2-1/2" vacuum breaker spout and lever handles; rough chrome plated.

Model Number	List Price	Case Quantity	Unit Weight (Lbs.)
Z843L1-RC	\$243.35	6	5.5

Optional Accessories
-CS, -LSI, -WHK, -5H




Z843M1 
Service sink faucet with 6" vacuum breaker spout, lever handles, pail hook, 3/4" hose end and brace.

Model Number	List Price	Case Quantity	Unit Weight (Lbs.)
Z843M1	\$227.55	6	5.8

Optional Accessories
-CS, -LSI, -WHK, -5H




Z843M1-RC 
Service sink faucet with 6" vacuum breaker spout, lever handles, pail hook, 3/4" hose end and brace; rough chrome plated.

Model Number	List Price	Case Quantity	Unit Weight (Lbs.)
Z843M1-RC	\$178.90	6	5.8

Optional Accessories
-CS, -LSI, -WHK, -5H




Z843N1 
Service sink faucet with 6" vacuum breaker spout, lever handles, pail hook, and 3/4" hose end.

Model Number	List Price	Case Quantity	Unit Weight (Lbs.)
Z843N1	\$295.20	6	5.5

Optional Accessories
-CS, -LSI, -WHK, -5H




Z843N1-RC 
Service sink faucet with 6" vacuum breaker spout, lever handles, pail hook, 3/4" hose end and brace; rough chrome plated.

Model Number	List Price	Case Quantity	Unit Weight (Lbs.)
Z843N1-RC	\$252.05	6	5.5

Optional Accessories
-CS, -LSI, -WHK, -5H



Z85100 
Floor-mounted, self-closing single foot pedal valve.

Model Number	List Price	Case Quantity	Unit Weight (Lbs.)
Z85100	\$182.85	1	5.5

No Options Required



Z85100-WM
Wall-mounted, self-closing single foot pedal valve.

Model Number	List Price	Case Quantity	Unit Weight (Lbs.)
Z85100-WM	\$310.90	1	6.5

No Options Required



Z85500
Floor-mounted, self-closing double foot pedal valve.

Model Number	List Price	Case Quantity	Unit Weight (Lbs.)
Z85500	\$255.55	1	5.5

No Options Required



Z85500-LM
Ledge-mounted, self-closing double foot pedal valve.

Model Number	List Price	Case Quantity	Unit Weight (Lbs.)
Z85500-LM	\$272.05	1	7.0

No Options Required



Z85500-WM
Wall-mounted, self-closing double foot pedal valve.

Model Number	List Price	Case Quantity	Unit Weight (Lbs.)
Z85500-WM	\$534.60	1	9.0

Optional Accessories
-VC



ZURN® AQUASPEC® COMMERCIAL FAUCETS

AquaSpec
Commercial Faucets



Z85500-WM-EVB-HK-SE-SH

Bedpan washer.

Model Number	List Price	Case Quantity	Unit Weight (Lbs.)
Z85500-WM-EVB-HK-SE-SH	\$854.85	1	13.0

Optional Accessories

-SH1, -SH2, -SH3, -SH4, -VC



Z85700

Knee action valve with mounting bracket.

Model Number	List Price	Case Quantity	Unit Weight (Lbs.)
Z85700	\$767.10	1	12.5

No Options Required



Z86000

4" centerset slow-closing metering mixing faucet.



Model Number	List Price	Case Quantity	Unit Weight (Lbs.)
Z86000	\$332.05	6	4.5

Optional Accessories

-G, -GH, -PT, -TMV-4P, -3M, -16M, -21M, -22M, -23M



Z86100

Single basin metering faucet.



Model Number	List Price	Case Quantity	Unit Weight (Lbs.)
Z86100	\$143.30	1	2.0

Optional Accessories -CP4, -CP8, -G, -GH, -IN, -MY, -MYCS, -PT, -RKR, -3M, -16M, -21M, -22M, -23M



Z86300

Single basin metering faucet.



Model Number	List Price	Case Quantity	Unit Weight (Lbs.)
Z86300	\$162.50	1	2.5

Optional Accessories -CP4, -CP8, -G, -GH, -IN, -MY, -MYCS, -PT, -3M, -16M, -21M, -22M, -23M



Z86300-CP4

Single basin metering faucet.



Model Number	List Price	Case Quantity	Unit Weight (Lbs.)
Z86300-CP4	\$233.35	1	2.5

Optional Accessories

-CP8, -G, -GH, -IN, -MY, -MYCS, -PT, -3M, -16M, -21M, -22M, -23M



Z86500

4" centerset metering faucet.



Model Number	List Price	Case Quantity	Unit Weight (Lbs.)
Z86500	\$254.15	6	5.0

Optional Accessories

-G, -GH, -IN, -PT, -RKR, -3M, -16M, -21M, -22M, -23M



Z866B0

4" centerset metering faucet with 5-3/8" gooseneck.



Model Number	List Price	Case Quantity	Unit Weight (Lbs.)
Z866B0	\$323.45	6	6.0

Optional Accessories

-G, -GH, -IN, -PT, -RKR, -3F, -16F, -21F, -22F, -23F



Z867A0

Widespread metering faucet with 3-1/2" gooseneck.



Model Number	List Price	Case Quantity	Unit Weight (Lbs.)
Z867A0	\$312.30	6	6.0

Optional Accessories

-CWO, -G, -GH, -HS8, -ICT, -IN, -PT, -RKR, -3F, -16F, -21F, -22F, -23F



Z867B0

Widespread metering faucet with 5-3/8" gooseneck.



Model Number	List Price	Case Quantity	Unit Weight (Lbs.)
Z867B0	\$312.30	6	6.5

Optional Accessories

-CWO, -G, -GH, -HS8, -ICT, -IN, -PT, -RKR, -3F, -16F, -21F, -22F, -23F



Z867C0

Widespread metering faucet with 8" gooseneck.



Model Number	List Price	Case Quantity	Unit Weight (Lbs.)
Z867C0	\$364.45	6	6.5

Optional Accessories

-CWO, -G, -GH, -HS8, -ICT, -IN, -PT, -RKR, -3F, -16F, -21F, -22F, -23F



Z867R0

Widespread metering faucet with 5" low-profile spout.



Model Number	List Price	Case Quantity	Unit Weight (Lbs.)
Z867R0	\$360.00	6	6.5

Optional Accessories

-CWO, -G, -GH, -HS8, -ICT, -IN, -PT, -RKR, -3M, -16M, -21M, -22M, -23M



ZURN AQUASPEC® COMMERCIAL FAUCETS



Z871B1

Kitchen sink faucet with 5-3/8" gooseneck and lever handles.



Model Number	List Price	Case Quantity	Unit Weight (Lbs.)
Z871B1	\$252.05	1	6.0

Optional Accessories -FC, -HS, -HS6, -HS8, -PT, -WM, -2F, -3F, -4F, -16F, -17F, -18F, -19F, -21F, -22F, -23F



Z871B3

Kitchen sink faucet with 5-3/8" gooseneck and dome lever handles.



Model Number	List Price	Case Quantity	Unit Weight (Lbs.)
Z871B3	\$256.75	1	6.0

Optional Accessories -FC, -HS, -HS6, -HS8, -PT, -2F, -3F, -4F, -16F, -17F, -18F, -19F, -21F, -22F, -23F



Z871B4

Kitchen sink faucet with 5-3/8" gooseneck and 4" wrist blade handles.



Model Number	List Price	Case Quantity	Unit Weight (Lbs.)
Z871B4	\$261.60	1	6.0

Optional Accessories -FC, -HS, -HS6, -HS8, -PT, -WM, -2F, -3F, -4F, -16F, -17F, -18F, -19F, -21F, -22F, -23F



Z871C1

Kitchen sink faucet with 8" gooseneck and lever handles.



Model Number	List Price	Case Quantity	Unit Weight (Lbs.)
Z871C1	\$267.75	1	6.0

Optional Accessories -FC, -HS, -HS6, -HS8, -PT, -WM, -2F, -3F, -4F, -16F, -17F, -18F, -19F, -21F, -22F, -23F



Z871C3

Kitchen sink faucet with 8" gooseneck and dome lever handles.



Model Number	List Price	Case Quantity	Unit Weight (Lbs.)
Z871C3	\$272.45	1	6.0

Optional Accessories -FC, -HS, -HS6, -HS8, -PT, -2F, -3F, -4F, -16F, -17F, -18F, -19F, -21F, -22F, -23F



Z871C4

Kitchen sink faucet with 8" gooseneck and 4" wrist blade handles.



Model Number	List Price	Case Quantity	Unit Weight (Lbs.)
Z871C4	\$288.15	1	6.0

Optional Accessories -FC, -HS, -HS6, -HS8, -PT, -WM, -2F, -3F, -4F, -16F, -17F, -18F, -19F, -21F, -22F, -23F



Z871G1

Kitchen sink faucet with 8" cast spout and lever handles.



Model Number	List Price	Case Quantity	Unit Weight (Lbs.)
Z871G1	\$267.75	1	6.5

Optional Accessories -HS, -HS6, -HS8, -PT, -WM, -2F, -3F, -4F, -16F, -17F, -18F, -19F, -21F, -22F, -23F



Z871G3

Kitchen sink faucet with 8" cast spout and dome lever handles.



Model Number	List Price	Case Quantity	Unit Weight (Lbs.)
Z871G3	\$272.45	1	6.5

Optional Accessories -HS, -HS6, -HS8, -PT, -2F, -3F, -4F, -16F, -17F, -18F, -19F, -21F, -22F, -23F



Z871G4

Kitchen sink faucet with 8" cast spout and 4" wrist blade handles.



Model Number	List Price	Case Quantity	Unit Weight (Lbs.)
Z871G4	\$266.80	1	6.5

Optional Accessories -HS, -HS6, -HS8, -PT, -WM, -2F, -3F, -4F, -16F, -17F, -18F, -19F, -21F, -22F, -23F



Z871H1

Kitchen sink faucet with 12" tubular spout and lever handles.



Model Number	List Price	Case Quantity	Unit Weight (Lbs.)
Z871H1	\$252.05	1	6.0

Optional Accessories -HS, -HS6, -HS8, -PT, -WM, -2F, -3F, -4F, -16F, -17F, -18F, -19F, -21F, -22F, -23F



Z871H4

Kitchen sink faucet with 12" tubular spout and 4" wrist blade handles.



Model Number	List Price	Case Quantity	Unit Weight (Lbs.)
Z871H4	\$272.45	1	6.0

Optional Accessories -HS, -HS6, -HS8, -PT, -WM, -2F, -3F, -4F, -16F, -17F, -18F, -19F, -21F, -22F, -23F



Z871J1

Kitchen sink faucet with 9-1/2" tubular spout and lever handles.



Model Number	List Price	Case Quantity	Unit Weight (Lbs.)
Z871J1	\$252.05	1	6.0

Optional Accessories -HS, -HS6, -HS8, -PT, -WM, -2F, -3F, -4F, -16F, -17F, -18F, -19F, -21F, -22F, -23F

AquaSpec
Commercial Faucets



ZURN AQUASPEC® COMMERCIAL FAUCETS



Z871J3

Kitchen sink faucet with 9-1/2" tubular spout and dome lever handles.



Model Number	List Price	Case Quantity	Unit Weight (Lbs.)
Z871J3	\$256.75	1	6.0

Optional Accessories -HS, -HS6, -HS8, -PT, -2F, -3F, -4F, -16F, -17F, -18F, -19F, -21F, -22F, -23F



Z871J4

Kitchen sink faucet with 9-1/2" tubular spout and 4" wrist blade handles.



Model Number	List Price	Case Quantity	Unit Weight (Lbs.)
Z871J4	\$272.45	1	6.0

Optional Accessories -HS, -HS6, -HS8, -PT, -WM, -2F, -3F, -4F, -16F, -17F, -18F, -19F, -21F, -22F, -23F



Z871S1

Kitchen sink faucet with 8" bent riser spout and lever handles.



Model Number	List Price	Case Quantity	Unit Weight (Lbs.)
Z871S1	\$315.70	1	6.0

Optional Accessories -FC, -HS, -HS6, -HS8, -PT, -WM, -2M, -3M, -4M, -16M, -17M, -18M, -19M, -21M, -22M, -23M



Z871S3

Kitchen sink faucet with 8" bent riser spout and dome lever handles.



Model Number	List Price	Case Quantity	Unit Weight (Lbs.)
Z871S3	\$320.40	1	6.0

Optional Accessories -FC, -HS, -HS6, -HS8, -PT, -2M, -3M, -4M, -16M, -17M, -18M, -19M, -21M, -22M, -23M



Z871S4

Kitchen sink faucet with 8" bent riser spout and 4" wrist blade handles.



Model Number	List Price	Case Quantity	Unit Weight (Lbs.)
Z871S4	\$336.10	1	6.0

Optional Accessories -FC, -HS, -HS6, -HS8, -PT, -WM, -2M, -3M, -4M, -16M, -17M, -18M, -19M, -21M, -22M, -23M



Z87300-CWO

Metering shower valve body, cold water only.

Model Number	List Price	Case Quantity	Unit Weight (Lbs.)
Z87300-CWO	\$134.90	1	1.5

Optional Accessories -IN, -IS



Z87302

Two-valve shower, body only.

Model Number	List Price	Case Quantity	Unit Weight (Lbs.)
Z87302	\$282.40	1	3.5

Optional Accessories

-IS



Z87302-CWO

Shower valve body, cold water only.

Model Number	List Price	Case Quantity	Unit Weight (Lbs.)
Z87302-CWO	\$112.50	1	1.5

Optional Accessories

-IS



Z87302-EVB-HK-SE-SH

Bedpan washer.

Model Number	List Price	Case Quantity	Unit Weight (Lbs.)
Z87302-EVB-HK-SE-SH	\$613.20	1	7.0

Optional Accessories

-IS



Z873E2-EVB

Clinical service sink faucet.

Model Number	List Price	Case Quantity	Unit Weight (Lbs.)
Z873E2-EVB	\$516.50	1	9.0

Optional Accessories

-WHK, -5H



Z873E2-EVB-IS

Clinical service sink faucet.

Model Number	List Price	Case Quantity	Unit Weight (Lbs.)
Z873E2-EVB-IS	\$600.60	1	9.5

Optional Accessories

-WHK, -5H



Z873M2-SE

Clinical service sink faucet with vacuum breaker and brace.

Model Number	List Price	Case Quantity	Unit Weight (Lbs.)
Z873M2-SE	\$462.70	1	8.0

Optional Accessories

-IS, -WHK, -5H

ZURN AQUASPEC® COMMERCIAL FAUCETS



Z873P2-HK-SE-SH

Bedpan washer.

Model Number	List Price	Case Quantity	Unit Weight (Lbs.)
Z873P2-HK-SE-SH	\$511.05	1	8.0

Optional Accessories

-IS, -SH1, -SH2, -SH3, -SH4



Z875B2

Wall-mounted lab faucet with 5-3/8" gooseneck spout.

Model Number	List Price	Case Quantity	Unit Weight (Lbs.)
Z875B2	\$178.30	1	2.0

Optional Accessories -LH -2F, -3F, -4F, -5F, -12F, -16F, -17F, -18F, -19F, -21F, -22F, -23F



Z875F1

Wall-mounted faucet with 6" cast spout and lever handle.



Model Number	List Price	Case Quantity	Unit Weight (Lbs.)
Z875F1	\$185.45	6	2.5

Optional Accessories -LH -2F, -3F, -4F, -16F, -17F, -18F, -19F, -21F, -22F, -23F



Z875K1

Wall-mounted faucet with 13" double-jointed spout and lever handle.



Model Number	List Price	Case Quantity	Unit Weight (Lbs.)
Z875K1	\$250.40	6	2.5

Optional Accessories -DJ18, -LH, -2F, -3F, -4F, -16F, -17F, -18F, -19F, -21F, -22F, -23F



Z875L7

Bedpan washer.

Model Number	List Price	Case Quantity	Unit Weight (Lbs.)
Z875L7	\$231.35	1	2.5

Optional Accessories

-LH, -WHK, -5H



Z875T2

Wall-mounted lab faucet with 4-1/2" vacuum breaker spout.

Model Number	List Price	Case Quantity	Unit Weight (Lbs.)
Z875T2	\$244.05	1	2.0

Optional Accessories -LH -2F, -3F, -4F, -5F, -6M -16F, -17F, -18F, -19F, -21F, -22F, -23F



Z875U2

Wall-mounted lab faucet with 6" vacuum breaker spout.

Model Number	List Price	Case Quantity	Unit Weight (Lbs.)
Z875U2	\$250.40	1	2.5

Optional Accessories -LH -2F, -3F, -4F, -5F, -6M -16F, -17F, -18F, -19F, -21F, -22F, -23F



Z877P2-LKS-HK-SH2

Bedpan washer.

Model Number	List Price	Case Quantity	Unit Weight (Lbs.)
Z877P2-LKS-HK-SH2	\$364.45	1	3.5

Optional Accessories

-SH, -SH1, -SH3, -SH4



Z877P7-LKS-HK-SH2

Bedpan washer.

Model Number	List Price	Case Quantity	Unit Weight (Lbs.)
Z877P7-LKS-HK-SH2	\$364.45	1	3.5

Optional Accessories

-SH, -SH1, -SH3, -SH4



Z88000

Single outlet gas turret.

Model Number	List Price	Case Quantity	Unit Weight (Lbs.)
Z88000	\$26.95	1	2.0

Optional Accessories

-AR, -SK, -SK1, -1B



Z88100

Turret with two 180° outlets.

Model Number	List Price	Case Quantity	Unit Weight (Lbs.)
Z88100	\$31.70	1	2.0

Optional Accessories

-AR, DS, -SK, -SK1, -2B



Z881301

Multi-service fixture with vacuum breaker spout and two gas low pressure gas valves.

Model Number	List Price	Case Quantity	Unit Weight (Lbs.)
Z881301	\$940.20	1	6.5

Optional Accessories

-CS

AquaSpec
Commercial Faucets



ZURN AQUASPEC® COMMERCIAL FAUCETS



Z88200

Turret with two 90° outlets.

Model Number	List Price	Case Quantity	Unit Weight (Lbs.)
Z88200	\$34.30	1	2.0

Optional Accessories

-AR, -DS, -SK, -SK1, -2B



Z88300

Turret with three 90° outlets.

Model Number	List Price	Case Quantity	Unit Weight (Lbs.)
Z88300	\$34.90	1	2.0

Optional Accessories

-AR, -SK, -SK1, -3B



Z88400

Turret with four 90° outlets.

Model Number	List Price	Case Quantity	Unit Weight (Lbs.)
Z88400	\$34.90	1	2.0

Optional Accessories

-DS, -SK, -SK1, -4B



Z88600

Single outlet wall flange for lab gas valve.

Model Number	List Price	Case Quantity	Unit Weight (Lbs.)
Z88600	\$26.95	1	0.5

Optional Accessories

-SK, -SK1, -1B



Z88700

Double outlet wall flange for lab gas valve.

Model Number	List Price	Case Quantity	Unit Weight (Lbs.)
Z88700	\$38.35	1	1.0

Optional Accessories

-SK, -SK1, -2B



Z81005

1/2" OD compression x 3/8" NPT supply stop.

Model Number	List Price	Case Quantity	Unit Weight (Lbs.)
Z81005	\$72.15	12	1.0

Optional Accessories

-CR, -LR



Z81006

1/2" OD compression x 1/2" NPT supply stop.

Model Number	List Price	Case Quantity	Unit Weight (Lbs.)
Z81006	\$72.15	12	1.0

Optional Accessories

-CR, -LR



Z81016

3/8" OD compression x 3/8" NPT supply stop.

Model Number	List Price	Case Quantity	Unit Weight (Lbs.)
Z81016	\$72.15	12	1.0

Optional Accessories

-CR, -LR



Z81017

3/8" OD compression x 1/2" NPT supply stop.

Model Number	List Price	Case Quantity	Unit Weight (Lbs.)
Z81017	\$72.15	12	1.0

Optional Accessories

-CR, -LR



Z80300-XL

Wall-mounted single metering sink faucet.

Model Number	List Price	Case Quantity	Unit Weight (Lbs.)
Z80300-XL	\$184.65	1	2.0

Optional Accessories

-IN



Z81000-XL

4" Centerset single control faucet.



Model Number	List Price	Case Quantity	Unit Weight (Lbs.)
Z81000-XL	\$199.40	6	4.0

Optional Accessories -EXT, -G, -P, -PT, -1M, -2M, -3M, -4M, -5M, -16M, -17M, -18M, -19M, -21M, -22M, -23M



Z81101-XL

4" Centerset with lever handles.



Model Number	List Price	Case Quantity	Unit Weight (Lbs.)
Z81101-XL	\$186.90	6	4.0

Optional Accessories

-G, -PT, -2M, -3M, -4M, -16M, -17M, -18M, -19M, -21M, -22M, -23M



Z81102-XL

4" Centerset with four arm handles.

Model Number	List Price	Case Quantity	Unit Weight (Lbs.)
Z81102-XL	\$192.90	6	4.0

Optional Accessories

-G, -P, -PT, -2M, -3M, -4M, -16M, -17M, -18M, -19M, -21M, -22M, -23M



Z81103-XL

4" Centerset with dome lever handles.



Model Number	List Price	Case Quantity	Unit Weight (Lbs.)
Z81103-XL	\$192.05	6	4.0

Optional Accessories

-G, -PT, -2M, -3M, -4M, -16M, -17M, -18M, -19M, -21M, -22M, -23M



Z81104-XL

4" Centerset with 4" wrist blade handles.



Model Number	List Price	Case Quantity	Unit Weight (Lbs.)
Z81104-XL	\$209.15	6	4.0

Optional Accessories

-G, -GH, -PT, -2M, -3M, -4M, -16M, -17M, -18M, -19M, -21M, -22M, -23M



Z812A1-XL

Centerset with 3-1/2" gooseneck and lever handles.



Model Number	List Price	Case Quantity	Unit Weight (Lbs.)
Z812A1-XL	\$226.90	6	4.5

Optional Accessories

-FC, -G, -PT, -WM, -2F, -3F, -4F, -5F, -16F, -17F, -18F, -19F, -21F, -22F, -23F



Z812A3-XL

Centerset with 3-1/2" gooseneck and dome lever handles.



Model Number	List Price	Case Quantity	Unit Weight (Lbs.)
Z812A3-XL	\$249.10	6	4.5

Optional Accessories

-FC, -G, -PT, -2F, -3F, -4F, -5F, -16F, -17F, -18F, -19F, 21F, 22F, -23F



Z812A4-XL

Centerset with 3-1/2" gooseneck and 4" wrist blade handles.



Model Number	List Price	Case Quantity	Unit Weight (Lbs.)
Z812A4-XL	\$249.10	6	4.5

Optional Accessories -FC, -G, -GH, -PT, -WM, -2F, -3F, -4F, -5F, -16F, -17F, -18F, -19F, -21F, -22F, -23F



Z812B1-XL

Centerset with 5-3/8" gooseneck and lever handles.



Model Number	List Price	Case Quantity	Unit Weight (Lbs.)
Z812B1-XL	\$235.45	6	4.5

Optional Accessories -FC, -G, -PT, -WM, -2F, -3F, -4F, -5F, -16F, -17F, -18F, -19F, -21F, -22F, -23F



Z812B3-XL

Centerset with 5-3/8" gooseneck and dome lever handles.



Model Number	List Price	Case Quantity	Unit Weight (Lbs.)
Z812B3-XL	\$240.55	6	4.5

Optional Accessories

-FC, -G, -PT, -2F, -3F, -4F, -5F, -16F, -17F, -18F, -19F, 21F, -22F, -23F



Z812B4-XL

Centerset with 5-3/8" gooseneck and 4" wrist blade handles.



Model Number	List Price	Case Quantity	Unit Weight (Lbs.)
Z812B4-XL	\$257.65	6	5.0

Optional Accessories -FC, -G, -GH, -PT, -WM, -2F, -3F, -4F, -5F, -16F, -17F, -18F, -19F, -21F, -22F, -23F


AquaSpec Commercial Faucets - XL Products





AquaSpec Commercial Faucets – XL Products



Z812C1-XL 
Centerset with 8" gooseneck and lever
lever handles.

Model Number	List Price	Case Quantity	Unit Weight (Lbs.)
Z812C1-XL	\$252.55	6	5.0

Optional Accessories -FC, -G, -GH, -PT, -WM, -2F, -3F, -4F, -5F, -16F, -17F, -18F, -19F, -21F, -22F, -23F



Z812C3-XL 
Centerset with 8" gooseneck
and dome lever handles.

Model Number	List Price	Case Quantity	Unit Weight (Lbs.)
Z812C3-XL	\$252.55	6	5.0

Optional Accessories -FC, -G, -GH, -PT, -2F, -3F, -4F, -5F, -16F, -17F, -18F, -19F, -21F, -22F, -23F




Z812C4-XL 
Centerset with 8" gooseneck
and 4" wrist blade handles.

Model Number	List Price	Case Quantity	Unit Weight (Lbs.)
Z812C4-XL	\$274.75	6	5.0

Optional Accessories -FC, -G, -GH, -PT, -WM, -2F, -3F, -4F, -5F, -16F, -17F, -18F, -19F, -21F, -22F, -23F




Z812F1-XL 
Centerset with 6" cast spout
and lever handles.

Model Number	List Price	Case Quantity	Unit Weight (Lbs.)
Z812F1-XL	\$235.45	6	4.5

Optional Accessories -G, -P, -PT, -WM, -2F, -3F, -4F, -5F, -16F, -17F, -18F, -19F, 21F, -22F, -23F




Z812F4-XL 
Centerset with 6" cast spout
and 4" wrist blade handles.

Model Number	List Price	Case Quantity	Unit Weight (Lbs.)
Z812F4-XL	\$257.65	6	4.5

Optional Accessories -G, -P, -PT, -WM, -2F, -3F, -4F, -5F, -16F, -17F, -18F, -19F, 21F, -22F, -23F




Z812G1-XL 
Centerset with 8" cast spout
and lever handles.

Model Number	List Price	Case Quantity	Unit Weight (Lbs.)
Z812G1-XL	\$252.55	6	4.5

Optional Accessories -G, -P, -PT, -WM, -2F, -3F, -4F, -5F, -16F, -17F, -18F, -19F, 21F, -22F, -23F



Z812G3-XL 
Centerset with 8" cast spout
and dome lever handles.

Model Number	List Price	Case Quantity	Unit Weight (Lbs.)
Z812G3-XL	\$252.55	6	4.5

Optional Accessories -G, -P, -PT, -WM, -2F, -3F, -4F, -5F, -16F, -17F, -18F, -19F, 21F, -22F, -23F




Z812G4-XL 
Centerset with 8" cast spout
and 4" wrist blade handles.

Model Number	List Price	Case Quantity	Unit Weight (Lbs.)
Z812G4-XL	\$274.75	6	4.5

Optional Accessories -G, -P, -PT, -WM, -2F, -3F, -4F, -5F, -16F, -17F, -18F, -19F, 21F, -22F, -23F




Z812H1-XL 
Centerset with 12" tubular spout
and lever handles.

Model Number	List Price	Case Quantity	Unit Weight (Lbs.)
Z812H1-XL	\$235.45	6	4.5

Optional Accessories -G, -P, -PT, -WM, -2F, -3F, -4F, -5F, -16F, -17F, -18F, -19F, 21F, -22F, -23F




Z812H3-XL 
Centerset with 12" tubular spout
and dome lever handles.

Model Number	List Price	Case Quantity	Unit Weight (Lbs.)
Z812H3-XL	\$240.55	6	4.5

Optional Accessories -G, -P, -PT, -2F, -3F, -4F, -5F, -16F, -17F, -18F, -19F, 21F, -22F, -23F




Z812H4-XL 
Centerset with 12" tubular spout
and 4" wrist blade handles.

Model Number	List Price	Case Quantity	Unit Weight (Lbs.)
Z812H4-XL	\$257.65	6	4.5

Optional Accessories -G, -P, -PT, -WM, -2F, -3F, -4F, -5F, -16F, -17F, -18F, -19F, 21F, -22F, -23F



Z812J1-XL 
Centerset with 9-1/2" tubular spout
and lever handles.

Model Number	List Price	Case Quantity	Unit Weight (Lbs.)
Z812J1-XL	\$235.45	6	4.5

Optional Accessories -G, -P, -PT, -WM, -2F, -3F, -4F, -5F, -16F, -17F, -18F, -19F, 21F, -22F, -23F





Z812J3-XL

Centerset with 9-1/2" tubular spout and dome lever handles.



Model Number	List Price	Case Quantity	Unit Weight (Lbs.)
Z812J3-XL	\$240.35	6	4.5

Optional Accessories

-G, -P, -PT, -2F, -3F, -4F, -5F, -16F, -17F, -18F, -19F, 21F, -22F, -23F



Z812J4-XL

Centerset with 9-1/2" tubular spout and 4" wrist blade handles.



Model Number	List Price	Case Quantity	Unit Weight (Lbs.)
Z812J4-XL	\$257.65	6	4.5

Optional Accessories

-G, -P, -PT, -WM, -2F, -3F, -4F, -5F, -16F, -17F, -18F, -19F, 21F, -22F, -23F



Z812J4-XL-WM

Wall-mounted centerset with 9-1/2" tubular spout and 4" wrist blade handles.



Model Number	List Price	Case Quantity	Unit Weight (Lbs.)
Z812J4-XL-WM	\$300.45	6	4.5

Optional Accessories

-TWM, -2F, -3F, -4F, -16F, -17F, -18F, -19F, 21F, -22F, -23F



Z812K1-XL

Centerset with 13" double-jointed spout and lever handles.



Model Number	List Price	Case Quantity	Unit Weight (Lbs.)
Z812K1-XL	\$293.50	6	4.5

Optional Accessories -DJ18, -G, -P, -PT, -WM, -2F, -3F, -4F, -5F, -16F, -17F, -18F, -19F, -21F, -22F, -23F



Z812K1-XL-WM

Wall-mounted centerset with 13" double-jointed spout and lever handles.



Model Number	List Price	Case Quantity	Unit Weight (Lbs.)
Z812K1-XL-WM	\$350.80	6	4.5

Optional Accessories

-DJ18, -TWM, -2F, -3F, -4F, -16F, -17F, -18F, -19F, -21F, 22F, -23F



Z812K4-XL

Centerset with 13" double-jointed spout 4" wrist blade handles.



Model Number	List Price	Case Quantity	Unit Weight (Lbs.)
Z812K4-XL	\$315.70	6	4.5

Optional Accessories -DJ18, -G, -P, -PT, -WM, -2F, -3F, -4F, -5F, -16F, -17F, -18F, -19F, -21F, -22F, -23F



Z81301-XL

Wall-mounted single sink faucet.



Model Number	List Price	Case Quantity	Unit Weight (Lbs.)
Z81301-XL	\$96.65	1	2.0

Optional Accessories

-RB, -VB, -WHK, -5H



Z81302-XL

Wall-mounted single sink faucet.

Model Number	List Price	Case Quantity	Unit Weight (Lbs.)
Z81302-XL	\$99.05	1	2.0

Optional Accessories

-RB, -VB, -WHK, -5H



Z81307-XL

Wall-mounted single sink faucet.

Model Number	List Price	Case Quantity	Unit Weight (Lbs.)
Z81307-XL	\$96.65	1	2.0

Optional Accessories

-RB, -VB, -WHK, -5H



Z821A0-XL

Deck-mounted 3-1/2" gooseneck spout.

Model Number	List Price	Case Quantity	Unit Weight (Lbs.)
Z821A0-XL	\$101.85	1	2.0

Optional Accessories

-FC, -PT, -2F, -3F, -4F, -5F, -16F, -17F, -18F, -19F, -21F, -22F, -23F



Z821A0-XL-WM

Wall-mounted 3-1/2" gooseneck spout.

Model Number	List Price	Case Quantity	Unit Weight (Lbs.)
Z821A0-XL-WM	\$125.80	1	2.0

Optional Accessories

-FC, -PT, -2F, -3F, -4F, -5F, -16F, -17F, -18F, -19F, -21F, -22F, -23F



Z821B0-XL

Deck-mounted 5-3/8" gooseneck spout.

Model Number	List Price	Case Quantity	Unit Weight (Lbs.)
Z821B0-XL	\$108.70	1	2.0

Optional Accessories

-FC, -PT, -2F, -3F, -4F, -5F, -16F, -17F, -18F, -19F, -21F, -22F, -23F

AquaSpec Commercial Faucets - XL Products





AquaSpec Commercial Faucets – XL Products



Z821B0-XL-WM
Wall-mounted 5-3/8" gooseneck spout.

Model Number	List Price	Case Quantity	Unit Weight (Lbs.)
Z821B0-XL-WM	\$132.65	1	2.0

Optional Accessories
-FC, -PT, -2F, -3F, -4F, -5F, -16F, -17F, -18F, -19F, -21F, -22F, -23F



Z821C0-XL
Deck-mounted 8" gooseneck spout.

Model Number	List Price	Case Quantity	Unit Weight (Lbs.)
Z821C0-XL	\$128.35	1	2.5

Optional Accessories
-FC, -PT, -2F, -3F, -4F, -5F, -16F, -17F, -18F, -19F, -21F, -22F, -23F



Z821C0-XL-WM
Wall-mounted 8" gooseneck spout.

Model Number	List Price	Case Quantity	Unit Weight (Lbs.)
Z821C0-XL-WM	\$147.20	1	2.5

Optional Accessories
-FC, -PT, -2F, -3F, -4F, -5F, -16F, -17F, -18F, -19F, -21F, -22F, -23F



Z821T0-XL
Deck-mounted 4-1/2" vacuum breaker spout.

Model Number	List Price	Case Quantity	Unit Weight (Lbs.)
Z821T0-XL	\$147.20	1	2.5

Optional Accessories
-FC, -PT, -2F, -3F, -4F, -5F, -16F, -17F, -18F, -19F, -21F, -22F, -23F




Z821U0-XL
Deck-mounted 6" vacuum breaker spout.

Model Number	List Price	Case Quantity	Unit Weight (Lbs.)
Z821U0-XL	\$148.90	1	2.5

Optional Accessories
-FC, -PT, -2F, -3F, -4F, -5F, -16F, -17F, -18F, -19F, -21F, -22F, -23F




Z82200-XL-CP4
Single control lavatory faucet with 4" cover plate. 

Model Number	List Price	Case Quantity	Unit Weight (Lbs.)
Z82200-XL-CP4	\$364.75	1	3.5

Optional Accessories
-CP8, -G, -P, -2M, -3M, -4M, -16M, -17M, -18M, -19M, -21M, -22M, -23M



Z82300-XL-CP8
Single control kitchen faucet with 8" cover plate. 

Model Number	List Price	Case Quantity	Unit Weight (Lbs.)
Z82300-XL-CP8	\$499.45	1	5.0

Optional Accessories -CP4, -G, -HS, -2M, -3M, -4M, -9M, -16M, -17M, -18M, -19M, -21M, -22M, -23M



Z824B0-XL
Single control side-mounted gooseneck faucet. 

Model Number	List Price	Case Quantity	Unit Weight (Lbs.)
Z824B0-XL	\$370.55	1	4.0

Optional Accessories
-G, -HS, -2F, -3F, -4F, -16F, -17F, -18F, -19F, -21F, -22F, -23F




Z824S0-XL
Single control side-mounted bent riser spout faucet. 

Model Number	List Price	Case Quantity	Unit Weight (Lbs.)
Z824S0-XL	\$408.80	6	4.0

Optional Accessories
-G, -HS, -2M, -3M, -4M, -9M, -16M, -17M, -18M, -19M, -21M, -22M, -23M



Z825A1-XL
Single lab faucet with 3-1/2" gooseneck and lever handle. 

Model Number	List Price	Case Quantity	Unit Weight (Lbs.)
Z825A1-XL	\$185.80	1	3.0

Optional Accessories -FC, -G, -PT, -2F, -3F, -4F, -5F, -12F, -16F, -17F, -18F, -19F, -21F, -22F, -23F



Z825A2-XL
Single lab faucet with 3-1/2" gooseneck and four-arm handle.

Model Number	List Price	Case Quantity	Unit Weight (Lbs.)
Z825A2-XL	\$189.55	1	3.0

Optional Accessories -FC, -G, -PT, -2F, -3F, -4F, -5F, -12F, -16F, -17F, -18F, -19F, -21F, -22F, -23F



Z825A4-XL
Single lab faucet with 3-1/2" gooseneck and 4" wrist blade handle. 

Model Number	List Price	Case Quantity	Unit Weight (Lbs.)
Z825A4-XL	\$208.75	1	3.0

Optional Accessories -FC, -G, -PT, -2F, -3F, -4F, -5F, -12F, -16F, -17F, -18F, -19F, -21F, -22F, -23F





Z825B1-XL

Single lab faucet with 5-3/8" gooseneck and lever handle.



Model Number	List Price	Case Quantity	Unit Weight (Lbs.)
Z825B1-XL	\$179.95	1	3.0

Optional Accessories -FC, -G, -PT, -2F, -3F, -4F, -5F, -12F, -16F, -17F, -18F, -19F, -21F, -22F, -23F



Z825B2-XL

Single lab faucet with 5-3/8" gooseneck and four-arm handle.



Model Number	List Price	Case Quantity	Unit Weight (Lbs.)
Z825B2-XL	\$198.10	1	3.0

Optional Accessories -FC, -G, -PT, -2F, -3F, -4F, -5F, -12F, -16F, -17F, -18F, -19F, -21F, -22F, -23F



Z825B4-XL

Single lab faucet with 5-3/8" gooseneck and 4" wrist blade handle.



Model Number	List Price	Case Quantity	Unit Weight (Lbs.)
Z825B4-XL	\$217.35	1	3.0

Optional Accessories -FC, -G, -PT, -2F, -3F, -4F, -5F, -12F, -16F, -17F, -18F, -19F, -21F, -22F, -23F



Z825C1-XL

Single lab faucet with 8" gooseneck and lever handle.



Model Number	List Price	Case Quantity	Unit Weight (Lbs.)
Z825C1-XL	\$211.45	1	3.0

Optional Accessories -FC, -G, -PT, -2F, -3F, -4F, -5F, -12F, -16F, -17F, -18F, -19F, -21F, -22F, -23F



Z825C2-XL

Single lab faucet with 8" gooseneck and four-arm handle.



Model Number	List Price	Case Quantity	Unit Weight (Lbs.)
Z825C2-XL	\$215.25	1	3.0

Optional Accessories -FC, -G, -PT, -2F, -3F, -4F, -5F, -12F, -16F, -17F, -18F, -19F, -21F, -22F, -23F



Z825C4-XL

Single lab faucet with 8" gooseneck and 4" wrist blade handle.



Model Number	List Price	Case Quantity	Unit Weight (Lbs.)
Z825C4-XL	\$234.45	1	3.0

Optional Accessories -FC, -G, -PT, -2F, -3F, -4F, -5F, -12F, -16F, -17F, -18F, -19F, -21F, -22F, -23F



Z825F1-XL

Single lab faucet with 6" cast spout and lever handle.



Model Number	List Price	Case Quantity	Unit Weight (Lbs.)
Z825F1-XL	\$194.35	1	3.0

Optional Accessories

-G, -PT, -2F, -3F, -4F, -5F, -16F, -17F, -18F, -19F, -21F, -22F, -23F



Z825F2-XL

Single lab faucet with 6" cast spout and four-arm handle.

Model Number	List Price	Case Quantity	Unit Weight (Lbs.)
Z825F2-XL	\$198.10	1	3.0

Optional Accessories

-G, -PT, -2F, -3F, -4F, -5F, -16F, -17F, -18F, -19F, -21F, -22F, -23F



Z826B1-XL

Double lab faucet with 5-3/8" gooseneck and lever handles.



Model Number	List Price	Case Quantity	Unit Weight (Lbs.)
Z826B1-XL	\$269.65	1	5.0

Optional Accessories -FC, -G, -MY, -PT, -2F, -3F, -4F, -5F, -12F, -16F, -17F, -18F, -19F, -21F, -22F, -23F



Z826B2-XL

Double lab faucet with 5-3/8" gooseneck and four-arm handles.

Model Number	List Price	Case Quantity	Unit Weight (Lbs.)
Z826B2-XL	\$275.65	1	5.0

Optional Accessories -FC, -G, -MY, -PT, -2F, -3F, -4F, -5F, -12F, -16F, -17F, -18F, -19F, -21F, -22F, -23F



Z826B4-XL

Double lab faucet with 5-3/8" gooseneck and 4" wrist blade handles.



Model Number	List Price	Case Quantity	Unit Weight (Lbs.)
Z826B4-XL	\$291.90	1	5.0

Optional Accessories -FC, -G, -MY, -PT, -2F, -3F, -4F, -5F, -12F, -16F, -17F, -18F, -19F, -21F, -22F, -23F



Z826C1-XL

Double lab faucet with 8" gooseneck and lever handles.




Model Number	List Price	Case Quantity	Unit Weight (Lbs.)
Z826C1-XL	\$286.75	1	5.0

Optional Accessories -FC, -G, -MY, -PT, -2F, -3F, -4F, -5F, -12F, -16F, -17F, -18F, -19F, -21F, -22F, -23F

AquaSpec Commercial Faucets - XL Products






Z826C2-XL 
Double lab faucet with 8" gooseneck and four-arm handles.

Model Number	List Price	Case Quantity	Unit Weight (Lbs.)
Z826C2-XL	\$292.75	1	5.0

Optional Accessories -FC, -G, -MY, -PT, -2F, -3F, -4F, -5F, -12F, -16F, -17F, -18F, -19F, -21F, -22F, -23F




Z826C4-XL 
Double lab faucet with 8" gooseneck and 4" wrist blade handles.

Model Number	List Price	Case Quantity	Unit Weight (Lbs.)
Z826C4-XL	\$309.00	1	5.0

Optional Accessories -FC, -G, -MY, -PT, -2F, -3F, -4F, -5F, -12F, -16F, -17F, -18F, -19F, -21F, -22F, -23F



Z826F1-XL 
Double lab faucet with 6" cast spout and lever handles.

Model Number	List Price	Case Quantity	Unit Weight (Lbs.)
Z826F1-XL	\$269.65	1	5.0

Optional Accessories -G, -MY, -PT, -2F, -3F, -4F, -5F, -16F, -17F, -18F, -19F, -21F, -22F, -23F




Z826F2-XL
Double lab faucet with 6" cast spout and four-arm handles.

Model Number	List Price	Case Quantity	Unit Weight (Lbs.)
Z826F2-XL	\$275.65	1	5.0

Optional Accessories -G, -MY, -PT, -2F, -3F, -4F, -5F, -16F, -17F, -18F, -19F, -21F, -22F, -23F



Z82701-XL 
Single basin faucet with lever handle.

Model Number	List Price	Case Quantity	Unit Weight (Lbs.)
Z82701-XL	\$137.35	1	2.0

Optional Accessories -G, -PT, -2M, -3M, -16M, -17M, -18M, -19M, -21M, -22M, -23M




Z82702-XL
Single basin faucet with four-arm handle.

Model Number	List Price	Case Quantity	Unit Weight (Lbs.)
Z82702-XL	\$135.30	1	2.0

Optional Accessories -G, -MY, -MYCS, -PT, -2M, -3M, -16M, -17M, -18M, -19M, -21M, -22M, -23M




Z82704-XL 
Single basin faucet with 4" wrist blade handle.

Model Number	List Price	Case Quantity	Unit Weight (Lbs.)
Z82704-XL	\$154.45	1	2.0

Optional Accessories -G, -MY, -MYCS, -PT, -2M, -3M, -16M, -17M, -18M, -19M, -21M, -22M, -23M




Z831A1-XL 
Widespread with 3-1/2" gooseneck and lever handles.

Model Number	List Price	Case Quantity	Unit Weight (Lbs.)
Z831A1-XL	\$308.05	6	6.0

Optional Accessories -CWO, -FC, -G, -GH, -HS, -HS6, -ICT, -PT, -2F, -3F, -4F, -5F, -16F, -17F, -18F, -19F, -21F, -22F, -23F




Z831A4-XL 
Widespread with 3-1/2" gooseneck and 4" wrist blade handles.

Model Number	List Price	Case Quantity	Unit Weight (Lbs.)
Z831A4-XL	\$314.90	6	6.0

Optional Accessories -CWO, -FC, -G, -GH, -HS, -HS6, -ICT, -PT, -2F, -3F, -4F, -5F, -16F, -17F, -18F, -19F, -21F, -22F, -23F




Z831B1-XL 
Widespread with 5-3/8" gooseneck and lever handles.

Model Number	List Price	Case Quantity	Unit Weight (Lbs.)
Z831B1-XL	\$301.20	6	6.0

Optional Accessories -CWO, -FC, -G, -GH, -HS, -HS6, -ICT, -PT, -2F, -3F, -4F, -5F, -16F, -17F, -18F, -19F, -21F, -22F, -23F




Z831B4-XL 
Widespread with 5-3/8" gooseneck and 4" wrist blade handles.

Model Number	List Price	Case Quantity	Unit Weight (Lbs.)
Z831B4-XL	\$323.45	6	6.0

Optional Accessories -CWO, -FC, -G, -GH, -HS, -HS6, -ICT, -PT, -2F, -3F, -4F, -5F, -16F, -17F, -18F, -19F, -21F, -22F, -23F




Z831C1-XL 
Widespread with 8" gooseneck and lever handles.

Model Number	List Price	Case Quantity	Unit Weight (Lbs.)
Z831C1-XL	\$318.35	6	6.5

Optional Accessories -CWO, -FC, -G, -GH, -HS, -HS6, -ICT, -PT, -2F, -3F, -4F, -5F, -16F, -17F, -18F, -19F, -21F, -22F, -23F





Z831C3-XL 
Widespread with 8" gooseneck and dome lever handles.

Model Number	List Price	Case Quantity	Unit Weight (Lbs.)
Z831C3-XL	\$323.45	6	6.5

Optional Accessories -CWO, -FC, -G, -GH, -HS, -HS6, -PT, -2F, -3F, -4F, -5F, -16F, -17F, -18F, -19F, -21F, -22F, -23F




Z831C4-XL 
Widespread with 8" gooseneck and 4" wrist blade handles.

Model Number	List Price	Case Quantity	Unit Weight (Lbs.)
Z831C4-XL	\$340.60	6	6.5

Optional Accessories -CWO, -FC, -G, -GH, -HS, -HS6, -ICT, -PT, -2F, -3F, -4F, -5F, -16F, -17F, -18F, -19F, -21F, -22F, -23F




Z831G1-XL 
Widespread with 8" cast spout and lever handles.

Model Number	List Price	Case Quantity	Unit Weight (Lbs.)
Z831G1-XL	\$318.35	6	6.5

Optional Accessories -CWO, -G, -GH, -HS, -HS6, -ICT, -PT, -2F, -3F, -4F, -5F, -16F, -17F, -18F, -19F, -21F, -22F, -23F




Z831G3-XL 
Widespread with 8" cast spout and dome lever handles.

Model Number	List Price	Case Quantity	Unit Weight (Lbs.)
Z831G3-XL	\$323.45	6	6.5

Optional Accessories -CWO, -G, -GH, -HS, -HS6, -ICT, -PT, -2F, -3F, -4F, -5F, -16F, -17F, -18F, -19F, -21F, -22F, -23F




Z831G4-XL 
Widespread with 8" cast spout and 4" wrist blade handles.

Model Number	List Price	Case Quantity	Unit Weight (Lbs.)
Z831G4-XL	\$340.60	6	6.5

Optional Accessories -CWO, -G, -GH, -HS, -HS6, -ICT, -PT, -2F, -3F, -4F, -5F, -16F, -17F, -18F, -19F, -21F, -22F, -23F




Z831H1-XL 
Widespread with 12" tubular spout and lever handles.

Model Number	List Price	Case Quantity	Unit Weight (Lbs.)
Z831H1-XL	\$301.20	6	6.5

Optional Accessories -CWO, -G, -GH, -HS, -HS6, -ICT, -P, -PT, -2F, -3F, -4F, -5F, -16F, -17F, -18F, -19F, -21F, -22F, -23F




Z831H4-XL 
Widespread with 12" tubular spout and 4" wrist blade handles.

Model Number	List Price	Case Quantity	Unit Weight (Lbs.)
Z831H4-XL	\$323.45	6	6.5

Optional Accessories -CWO, -G, -GH, -HS, -HS6, -ICT, -P, -PT, -2F, -3F, -4F, -5F, -16F, -17F, -18F, -19F, -21F, -22F, -23F




Z831J1-XL 
Widespread with 9-1/2" tubular spout and 4" wrist blade handles.

Model Number	List Price	Case Quantity	Unit Weight (Lbs.)
Z831J1-XL	\$301.20	6	6.5

Optional Accessories -CWO, -G, -GH, -HS, -HS6, -ICT, -P, -PT, -2F, -3F, -4F, -5F, -16F, -17F, -18F, -19F, -21F, -22F, -23F




Z831J3-XL 
Widespread with 9-1/2" tubular spout and dome lever handles.

Model Number	List Price	Case Quantity	Unit Weight (Lbs.)
Z831J3-XL	\$306.35	6	6.5

Optional Accessories -CWO, -G, -GH, -HS, -HS6, -ICT, -P, -PT, -2F, -3F, -4F, -5F, -16F, -17F, -18F, -19F, -21F, -22F, -23F




Z831J4-XL 
Widespread with 9-1/2" tubular spout and 4" wrist blade handles.

Model Number	List Price	Case Quantity	Unit Weight (Lbs.)
Z831J4-XL	\$323.45	6	6.5

Optional Accessories -CWO, -G, -GH, -HS, -HS6, -ICT, -P, -PT, -2F, -3F, -4F, -5F, -16F, -17F, -18F, -19F, -21F, -22F, -23F




Z831R1-XL 
Widespread with 5" cast spout and lever handles.

Model Number	List Price	Case Quantity	Unit Weight (Lbs.)
Z831R1-XL	\$343.50	6	6.0

Optional Accessories -CWO, -G, -GH, -HS6, -ICT, -PT, -2M, -3M, -4M, -5M, -16M, -17M, -18M, -19M, -21M, -22M, -23M



Z831R4-XL 
Widespread with 5" cast spout and 4" wrist blade handles.

Model Number	List Price	Case Quantity	Unit Weight (Lbs.)
Z831R4-XL	\$365.80	6	6.0

Optional Accessories -CWO, -G, -GH, -HS6, -ICT, -PT, -2M, -3M, -4M, -5M, -16M, -17M, -18M, -19M, -21M, -22M, -23M

AquaSpec Commercial Faucets - XL Products





AquaSpec Commercial Faucets – XL Products



Z83600-XL
Bubbler.



Model Number	List Price	Case Quantity	Unit Weight (Lbs.)
Z83600-XL	\$277.25	1	3.5

Optional Accessories

-IN, -PC, -RKR



Z841A1-XL
Service sink faucet with 3-1/2" gooseneck and lever handles.



Model Number	List Price	Case Quantity	Unit Weight (Lbs.)
Z841A1-XL	\$292.65	1	5.0

Optional Accessories -DM, -FC, -SSI, -2F, -3F, -4F, -5F, -16F, -17F, -18F, -19F, -21F, -22F, -23F



Z841B1-XL
Service sink faucet with 5-3/8" gooseneck and lever handles.



Model Number	List Price	Case Quantity	Unit Weight (Lbs.)
Z841B1-XL	\$301.20	1	5.0

Optional Accessories -DM, -FC, -SSI, -2F, -3F, -4F, -5F, -16F, -17F, -18F, -19F, -21F, -22F, -23F



Z841B1-XL-DM
Deck-mounted faucet with 5-3/8" gooseneck spout and lever handles.



Model Number	List Price	Case Quantity	Unit Weight (Lbs.)
Z841B1-XL-DM	\$344.00	6	5.0

Optional Accessories

-2F, -3F, -4F, -5F, -12F, -16F, -17F, -18F, -19F, -21F, -22F, -23F



Z841F1-XL
Service faucet sink with 6" cast spout and lever handles.



Model Number	List Price	Case Quantity	Unit Weight (Lbs.)
Z841F1-XL	\$301.20	1	5.0

Optional Accessories

-DM, -SSI, -2F, -3F, -4F, -16F, -17F, -18F, -19F, -21F, -22F, -23F



Z841G1-XL
Service sink faucet with 8" cast spout and lever handles.



Model Number	List Price	Case Quantity	Unit Weight (Lbs.)
Z841G1-XL	\$318.30	1	5.5

Optional Accessories

-DM, -SSI, -2F, -3F, -4F, -16F, -17F, -18F, -19F, -21F, -22F, -23F



Z841H1-XL
Service sink faucet with 12" tubular spout and lever handles.



Model Number	List Price	Case Quantity	Unit Weight (Lbs.)
Z841H1-XL	\$301.20	1	5.5

Optional Accessories

-DM, -SSI, -2F, -3F, -4F, -16F, -17F, -18F, -19F, -21F, -22F, -23F



Z841I1-XL
Service sink faucet with 14" tubular spout and lever handles.



Model Number	List Price	Case Quantity	Unit Weight (Lbs.)
Z841I1-XL	\$305.50	1	5.0

Optional Accessories

-DM, -SSI, -2F, -3F, -4F, -16F, -17F, -18F, -19F, -21F, -22F, -23F



Z841J1-XL
Service sink faucet with 9-1/2" tubular spout and lever handles.



Model Number	List Price	Case Quantity	Unit Weight (Lbs.)
Z841J1-XL	\$301.20	1	5.0

Optional Accessories

-DM, -SSI, -2F, -3F, -4F, -16F, -17F, -18F, -19F, -21F, -22F, -23F



Z841J4-XL-DM
Deck-mounted faucet with 9-1/2" tubular spout and wrist blade handles.



Model Number	List Price	Case Quantity	Unit Weight (Lbs.)
Z841J4-XL-DM	\$380.80	6	5.0

Optional Accessories

-2F, -3F, -4F, -16F, -17F, -18F, -19F, -21F, -22F, -23F



Z841K1-XL
Service sink faucet with 13" double-jointed spout and lever handles.



Model Number	List Price	Case Quantity	Unit Weight (Lbs.)
Z841K1-XL	\$359.25	1	6.0

Optional Accessories

-DJ18, -DM, -SSI, -2F, -3F, -4F, -16F, -17F, -18F, -19F, -21F, -22F, -23F



Z842A1-XL
Sink faucet with 3-1/2" gooseneck and lever handles.



Model Number	List Price	Case Quantity	Unit Weight (Lbs.)
Z842A1-XL	\$292.65	1	5.0

Optional Accessories

-DM, -FC, -LSI, -2F, -3F, -4F, -5F, -16F, -17F, -18F, -19F, -21F, -22F, -23F





Z842A4-XL

Sink faucet with 3-1/2" gooseneck and 4" wrist blade handles.



Model Number	List Price	Case Quantity	Unit Weight (Lbs.)
Z842A4-XL	\$314.90	1	5.5

Optional Accessories

-DM, -FC, -LSI, -2F, -3F, -4F, -5F, -16F, -17F, -18F, -19F, -21F, -22F, -23F



Z842B1-XL

Sink faucet with 5-3/8" gooseneck and lever handles.



Model Number	List Price	Case Quantity	Unit Weight (Lbs.)
Z842B1-XL	\$301.20	1	5.5

Optional Accessories

-DM, -FC, -LSI, -2F, -3F, -4F, -5F, -16F, -17F, -18F, -19F, -21F, -22F, -23F



Z842B2-XL

Sink faucet with 5-3/8" gooseneck and four-arm handles.

Model Number	List Price	Case Quantity	Unit Weight (Lbs.)
Z842B2-XL	\$307.20	1	5.5

Optional Accessories

-DM, -FC, -LSI, -2F, -3F, -4F, -5F, -16F, -17F, -18F, -19F, -21F, -22F, -23F



Z842B4-XL

Sink faucet with 5-3/8" gooseneck and 4" wrist blade handles.



Model Number	List Price	Case Quantity	Unit Weight (Lbs.)
Z842B4-XL	\$323.45	1	5.5

Optional Accessories

-DM, -FC, -LSI, -2F, -3F, -4F, -5F, -16F, -17F, -18F, -19F, -21F, -22F, -23F



Z842C1-XL

Sink faucet with 8" gooseneck and lever handles.



Model Number	List Price	Case Quantity	Unit Weight (Lbs.)
Z842C1-XL	\$318.35	1	5.5

Optional Accessories

-DM, -FC, -LSI, -2F, -3F, -4F, -5F, -16F, -17F, -18F, -19F, -21F, -22F, -23F



Z842C4-XL

Sink faucet with 8" gooseneck and 4" wrist blade handles.



Model Number	List Price	Case Quantity	Unit Weight (Lbs.)
Z842C4-XL	\$340.60	1	5.5

Optional Accessories

-DM, -FC, -LSI, -2F, -3F, -4F, -5F, -16F, -17F, -18F, -19F, -21F, -22F, -23F



Z842F1-XL

Sink faucet with 6" cast spout and lever handles.



Model Number	List Price	Case Quantity	Unit Weight (Lbs.)
Z842F1-XL	\$301.20	1	5.0

Optional Accessories

-DM, -LSI, -2F, -3F, -4F, -16F, -17F, -18F, -19F, -21F, -22F, -23F



Z842F2-XL

Sink faucet with 6" cast spout and four-arm handles.

Model Number	List Price	Case Quantity	Unit Weight (Lbs.)
Z842F2-XL	\$307.20	1	5.0

Optional Accessories

-DM, -LSI, -2F, -3F, -4F, -16F, -17F, -18F, -19F, -21F, -22F, -23F



Z842F4-XL

Sink faucet with 6" cast spout and 4" wrist blade handles.



Model Number	List Price	Case Quantity	Unit Weight (Lbs.)
Z842F4-XL	\$323.45	1	5.5

Optional Accessories

-DM, -LSI, -2F, -3F, -4F, -16F, -17F, -18F, -19F, -21F, -22F, -23F



Z842G4-XL

Sink faucet with 8" cast spout and 4" wrist blade handles.



Model Number	List Price	Case Quantity	Unit Weight (Lbs.)
Z842G4-XL	\$340.60	1	5.5

Optional Accessories

-DM, -LSI, -2F, -3F, -4F, -16F, -17F, -18F, -19F, -21F, -22F, -23F



Z842H1-XL

Sink faucet with 12" tubular spout and lever handles.



Model Number	List Price	Case Quantity	Unit Weight (Lbs.)
Z842H1-XL	\$301.20	1	5.5

Optional Accessories

-DM, -LSI, -2F, -3F, -4F, -16F, -17F, -18F, -19F, -21F, -22F, -23F



Z842H4-XL

Sink faucet with 12" tubular spout and 4" wrist blade handles.



Model Number	List Price	Case Quantity	Unit Weight (Lbs.)
Z842H4-XL	\$323.45	1	5.5

Optional Accessories

-DM, -LSI, -2F, -3F, -4F, -16F, -17F, -18F, -19F, -21F, -22F, -23F

AquaSpec Commercial Faucets - XL Products





AquaSpec Commercial Faucets – XL Products



Z84211-XL
Sink faucet with 14" tubular spout and lever handles.



Model Number	List Price	Case Quantity	Unit Weight (Lbs.)
Z84211-XL	\$305.50	1	5.5

Optional Accessories
-DM, -LSI, -2F, -3F, -4F, -16F, -17F, -18F, -19F, -21F, -22F, -23F



Z84214-XL
Sink faucet with 14" tubular spout and 4" wrist blade handles.



Model Number	List Price	Case Quantity	Unit Weight (Lbs.)
Z84214-XL	\$327.75	1	5.5

Optional Accessories
-DM, -LSI, -2F, -3F, -4F, -16F, -17F, -18F, -19F, -21F, -22F, -23F



Z842J1-XL
Sink faucet with 9-1/2" tubular spout and lever handles.



Model Number	List Price	Case Quantity	Unit Weight (Lbs.)
Z842J1-XL	\$301.20	1	5.5

Optional Accessories
-DM, -LSI, -2F, -3F, -4F, -16F, -17F, -18F, -19F, -21F, -22F, -23F



Z842J3-XL
Sink faucet with 9-1/2" tubular spout and dome lever handles.



Model Number	List Price	Case Quantity	Unit Weight (Lbs.)
Z842J3-XL	\$306.35	1	5.5

Optional Accessories
-LSI, -2F, -3F, -4F, -16F, -17F, -18F, -19F, -21F, -22F, -23F



Z842J4-XL
Sink faucet with 9-1/2" tubular spout and 4" wrist blade handles.



Model Number	List Price	Case Quantity	Unit Weight (Lbs.)
Z842J4-XL	\$323.45	1	5.5

Optional Accessories
-DM, -LSI, -2F, -3F, -4F, -16F, -17F, -18F, -19F, -21F, -22F, -23F



Z842K1-XL
Sink faucet with 13" double-jointed spout and lever handles.



Model Number	List Price	Case Quantity	Unit Weight (Lbs.)
Z842K1-XL	\$359.25	1	6.5

Optional Accessories
-DJ18, -DM, -LSI, -2F, -3F, -4F, -16F, -17F, -18F, -19F, -21F, -22F, -23F



Z842K4-XL
Sink faucet with 13" double-jointed spout and 4" wrist blade handles.



Model Number	List Price	Case Quantity	Unit Weight (Lbs.)
Z842K4-XL	\$381.55	1	6.5

Optional Accessories
-DJ18, -DM, -LSI, -2F, -3F, -4F, -16F, -17F, -18F, -19F, -21F, -22F, -23F



Z843J1-XL
Back-mounted faucet with 9-1/2" tubular spout and lever handles.



Model Number	List Price	Case Quantity	Unit Weight (Lbs.)
Z843J1-XL	\$292.65	6	5.5

Optional Accessories
-DM, -LSI, -2F, -3F, -4F, -16F, -17F, -18F, -19F, -21F, -22F, -23F



Z843J4-XL
Back-mounted faucet with 9-1/2" tubular spout and wrist blade handles.



Model Number	List Price	Case Quantity	Unit Weight (Lbs.)
Z843J4-XL	\$314.90	6	5.5

Optional Accessories
-DM, -LSI, -2F, -3F, -4F, -16F, -17F, -18F, -19F, -21F, -22F, -23F



Z85100-XL
Floor-mounted, self-closing single foot pedal valve.



Model Number	List Price	Case Quantity	Unit Weight (Lbs.)
Z85100-XL	\$197.50	1	5.5

No Options Required



Z85100-XL-WM
Wall-mounted, self-closing single foot pedal valve.

Model Number	List Price	Case Quantity	Unit Weight (Lbs.)
Z85100-XL-WM	\$335.80	1	6.5

No Options Required



Z85500-XL
Floor-mounted, self-closing double foot pedal valve.

Model Number	List Price	Case Quantity	Unit Weight (Lbs.)
Z85500-XL	\$275.95	1	5.5

No Options Required





Z85500-XL-LM
Ledge-mounted, self-closing double foot pedal valve.

Model Number	List Price	Case Quantity	Unit Weight (Lbs.)
Z85500-XL-LM	\$293.80	1	7.0

No Options Required



Z85500-XL-WM
Wall-mounted, self-closing double foot pedal valve.

Model Number	List Price	Case Quantity	Unit Weight (Lbs.)
Z85500-XL-WM	\$577.40	1	9.0

Optional Accessories

-VC



Z85700-XL
Knee action valve with mounting bracket.

Model Number	List Price	Case Quantity	Unit Weight (Lbs.)
Z85700-XL	\$796.40	1	12.5

No Options Required



Z86000-XL
4" centerset slow-closing metering mixing faucet.



Model Number	List Price	Case Quantity	Unit Weight (Lbs.)
Z86000-XL	\$358.65	6	4.5

Optional Accessories

-G, -GH, -PT, -TMV-4P, -3M, -16M



Z86100-XL
Single basin metering faucet.



Model Number	List Price	Case Quantity	Unit Weight (Lbs.)
Z86100-XL	\$167.15	1	2.0

Optional Accessories

-BN, -CP4, -CP8, -G, -GH, -IN, -MY, -MYCS, -PT, -RKR, -3M, -16M



Z86300-XL
Single basin metering faucet.



Model Number	List Price	Case Quantity	Unit Weight (Lbs.)
Z86300-XL	\$175.50	1	2.5

Optional Accessories

-BN, -CP4, -CP8, -G, -GH, -IN, -MY, -MYCS, -PT, -3M, -16M



Z86300-XL-CP4
Single basin metering faucet.



Model Number	List Price	Case Quantity	Unit Weight (Lbs.)
Z86300-XL-CP4	\$194.55	1	2.5

Optional Accessories

-BN, -CP8, -G, -GH, -IN, -MY, -MYCS, -PT, -3M, -16M



Z86500-XL
4" centerset metering faucet.



Model Number	List Price	Case Quantity	Unit Weight (Lbs.)
Z86500-XL	\$296.45	6	5.0

Optional Accessories

-G, -GH, -IN, -PT, -RKR, -3M, -16M



Z866B0-XL
4" centerset metering faucet with 5-3/8" gooseneck.



Model Number	List Price	Case Quantity	Unit Weight (Lbs.)
Z866B0-XL	\$349.30	6	6.0

Optional Accessories

-G, -GH, -IN, -PT, -RKR, -3F, -16F



Z867A0-XL
Widespread metering faucet with 3-1/2" gooseneck.



Model Number	List Price	Case Quantity	Unit Weight (Lbs.)
Z867A0-XL	\$337.25	6	6.0

Optional Accessories

-CWO, -G, -GH, -ICT, -IN, -PT, -RKR, -3F, -16F



Z867B0-XL
Widespread metering faucet with 5-3/8" gooseneck.



Model Number	List Price	Case Quantity	Unit Weight (Lbs.)
Z867B0-XL	\$337.25	6	6.5

Optional Accessories

-CWO, -G, -GH, -ICT, -IN, -PT, -RKR, -3F, -16F



Z867C0-XL
Widespread metering faucet with 8" gooseneck.



Model Number	List Price	Case Quantity	Unit Weight (Lbs.)
Z867C0-XL	\$393.65	6	6.5


Optional Accessories

-CWO, -G, -GH, -ICT, -IN, -PT, -RKR, -3F, -16F

AquaSpec Commercial Faucets - XL Products






Z867R0-XL 
Widespread metering faucet with 5" low-profile spout.

Model Number	List Price	Case Quantity	Unit Weight (Lbs.)
Z867R0-XL	\$388.75	6	6.5

Optional Accessories
-CWO, -G, -GH, -ICT, -IN, -PT, -RKR, -3M, -16M



Z871B1-XL 
Kitchen sink faucet with 5-3/8" gooseneck and lever handles.

Model Number	List Price	Case Quantity	Unit Weight (Lbs.)
Z871B1-XL	\$274.75	1	6.0

Optional Accessories -FC, -HS, -HS6, -PT, -WM, -2F, -3F, -4F, -16F, -17F, -18F, -19F, -21F, -22F, -23F




Z871B3-XL 
Kitchen sink faucet with 5-3/8" gooseneck and dome lever handles.

Model Number	List Price	Case Quantity	Unit Weight (Lbs.)
Z871B3-XL	\$279.90	1	6.0

Optional Accessories -FC, -HS, -HS6, -PT, -2F, -3F, -4F, -16F, -17F, -18F, -19F, -21F, -22F, -23F




Z871B4-XL 
Kitchen sink faucet with 5-3/8" gooseneck and 4" wrist blade handles.

Model Number	List Price	Case Quantity	Unit Weight (Lbs.)
Z871B4-XL	\$297.05	1	6.0

Optional Accessories -FC, -HS, -HS6, -PT, -WM, -2F, -3F, -4F, -16F, -17F, -18F, -19F, -21F, -22F, -23F



Z871C1-XL 
Kitchen sink faucet with 8" gooseneck and lever handles.

Model Number	List Price	Case Quantity	Unit Weight (Lbs.)
Z871C1-XL	\$291.90	1	6.0

Optional Accessories -FC, -HS, -HS6, -PT, -WM, -2F, -3F, -4F, -16F, -17F, -18F, -19F, -21F, -22F, -23F




Z871C3-XL 
Kitchen sink faucet with 8" gooseneck and dome lever handles.

Model Number	List Price	Case Quantity	Unit Weight (Lbs.)
Z871C3-XL	\$297.05	1	6.0

Optional Accessories -FC, -HS, -HS6, -PT, -2F, -3F, -4F, -16F, -17F, -18F, -19F, -21F, -22F, -23F




Z871C4-XL 
Kitchen sink faucet with 8" gooseneck and 4" wrist blade handles.

Model Number	List Price	Case Quantity	Unit Weight (Lbs.)
Z871C4-XL	\$314.15	1	6.0

Optional Accessories -FC, -HS, -HS6, -PT, -WM, -2F, -3F, -4F, -16F, -17F, -18F, -19F, -21F, -22F, -23F




Z871G1-XL 
Kitchen sink faucet with 8" cast spout and lever handles.

Model Number	List Price	Case Quantity	Unit Weight (Lbs.)
Z871G1-XL	\$291.90	1	6.5

Optional Accessories -HS, -HS6, -PT, -WM, -2F, -3F, -4F, -16F, -17F, -18F, -19F, -21F, -22F, -23F




Z871G3-XL 
Kitchen sink faucet with 8" cast spout and dome lever handles.

Model Number	List Price	Case Quantity	Unit Weight (Lbs.)
Z871G3-XL	\$297.05	1	6.5

Optional Accessories -HS, -HS6, -PT, -2F, -3F, -4F, -16F, -17F, -18F, -19F, -21F, -22F, -23F




Z871G4-XL 
Kitchen sink faucet with 8" cast spout and 4" wrist blade handles.

Model Number	List Price	Case Quantity	Unit Weight (Lbs.)
Z871G4-XL	\$314.15	1	6.5

Optional Accessories -HS, -HS6, -PT, -WM, -2F, -3F, -4F, -16F, -17F, -18F, -19F, -21F, -22F, -23F




Z871H1-XL 
Kitchen sink faucet with 12" tubular spout and lever handles.

Model Number	List Price	Case Quantity	Unit Weight (Lbs.)
Z871H1-XL	\$274.75	1	6.0

Optional Accessories -HS, -HS6, -PT, -WM, -2F, -3F, -4F, -16F, -17F, -18F, -19F, -21F, -22F, -23F



Z871H4-XL 
Kitchen sink faucet with 12" tubular spout and 4" wrist blade handles.

Model Number	List Price	Case Quantity	Unit Weight (Lbs.)
Z871H4-XL	\$297.05	1	6.0

Optional Accessories -HS, -HS6, -PT, -WM, -2F, -3F, -4F, -16F, -17F, -18F, -19F, -21F, -22F, -23F





Z871J1-XL

Kitchen sink faucet with 9-1/2" tubular spout and lever handles.



Model Number	List Price	Case Quantity	Unit Weight (Lbs.)
Z871J1-XL	\$275.10	1	6.0

Optional Accessories -HS, -HS6, -PT, -WM, -2F, -3F, -4F, -16F, -17F, -18F, -19F, -21F, -22F, -23F



Z871J3-XL

Kitchen sink faucet with 9-1/2" tubular spout and dome lever handles.



Model Number	List Price	Case Quantity	Unit Weight (Lbs.)
Z871J3-XL	\$279.90	1	6.0

Optional Accessories -HS, -HS6, -PT, -2F, -3F, -4F, -16F, -17F, -18F, -19F, -21F, -22F, -23F



Z871J4-XL

Kitchen sink faucet with 9-1/2" tubular spout and 4" wrist blade handles.



Model Number	List Price	Case Quantity	Unit Weight (Lbs.)
Z871J4-XL	\$297.05	1	6.0

Optional Accessories -HS, -HS6, -PT, -WM, -2F, -3F, -4F, -16F, -17F, -18F, -19F, -21F, -22F, -23F

AquaSpec Commercial Faucets – XL Products

The easy solution for updating troublesome service sink fittings!



The Zurn AquaSpec Faucet Adapter allows you to use the existing inlet connecting nuts from your old faucet when installing your new Zurn faucet. There's no need to remove the sink from the wall, making installation fast and easy.

Zurn AquaSpec Faucet Adapter Installation Instructions



Step 1 – It is **not** necessary to remove the sink from the wall. Just locate the connecting nuts.



Step 2 – Next, remove the old control valve body by unthreading the nut.



Step 3 – Place the new washer into the fitting and thread in the Zurn AquaSpec adapter.



Step 4 – Then, thread your new Zurn faucet body onto the AquaSpec adapter and tighten. (Discard supply arms supplied with new faucet.)

Product	Description	Price
G66677	AquaSpec Inlet Adapter Kit for Fisher	\$29.50
G66658	AquaSpec Inlet Adapter Kit for T&S Brass, American Standard, Component Hardware, Dormont, and Fiat	29.50
G66659	AquaSpec Inlet Adapter Kit for Kohler	29.50
NA	Chicago Faucet requires no adapter.	–

Kits include adapter, gaskets, and union to connect AquaSpec wall mount faucets and pre-rinse units (body styles Z84100, Z84200, and Z84300).

Zurn Food Service Products Price Guide



**Commercial Products
Price Guide**

FOOD SERVICE COMMERCIAL PRODUCT ACCESSORIES

Suffix	Description	List Price
-AF	Add-On Faucet for Pre-Rinse Units (Same as Z800J2-AF)	\$179.20
-CS	Check Stops for Back-Mounted Sink Faucets	44.80
-CWO	Cold Water Only for Widespreads	-43.05
-DM	Deck Mount (Available for Z841 and Z842 Faucets Only)	40.75
-DJ18	Used with K Spout for 18" Length	1.55
-D13	Glass Filler (Z83500) with a 13" Height	44.85
-ENC	Enclosed Casing for Hose Reels	179.20
-EVB	Elevated 1/2" Vacuum Breaker with Swivel Inlets (Same as Z80000-EVB)	190.60
-FC	2.0 GPM [7.6 L] Laminar Flow Control in Base of Spout for Goosenecks Only/Plain End is Provided with Option	N/C
-G	1-1/4" [32 mm] Grid Strainer Drain	32.25
-GH	1-1/4" [32 mm] Offset Handicap Grid Strainer Drain	60.30
-HS	Hose and Spray for Kitchen Faucet (Z871 and Z831 only)	44.00
-HS6	6' Hose and Spray for Kitchen Faucet (Z871 and Z831 only)	60.95
-H24	24" Stainless Steel Hose for Pre-Rinse	68.45
-H36	36" Stainless Steel Hose for Pre-Rinse	78.20
-H48	48" Stainless Steel Hose for Pre-Rinse	83.10
-H60	60" Stainless Steel Hose for Pre-Rinse	89.60
-H72	72" Stainless Steel Hose for Pre-Rinse	96.15
-ICT	Interconnecting Copper Supply Tubes (Widespreads only)	N/C
-IS	Integral Stops for Concealed Shower Valve Unit	81.50
-LSI	2-1/2" [64 mm] Long Swivel Inlets with Integral Stops	44.80
-MY	Mixing Yoke	22.85
-MYCS	Mixing Yoke with Check Stops	53.80
-PR1	Pre-Rinse Spray Head with Rubber Bumper Spray Outlet and Self-Closing Valve	122.20
-PR2	Pre-Rinse with Angled Spray Head, Rubber Bumper Spray Outlet and Self-Closing Valve	130.35
-PR3	Pre-Rinse with Angled Aerated Outlet and Self-Closing Valve	114.05
-PSH	Pre-Rinse Spray Head Hook	32.60
-RC	Rough Chrome Plated not Available for all Faucets	-30.75
-RS	Riser Support Bracket for Pre-Rinse Riser Tube 3/8" (Same as Z80000-RS)	53.80
-R23	Pre-Rinse 3/8" x 23" Riser Tube	136.95
-SS	Stainless Steel Casing for Hose Reels	P.O.A.
-SSI	3/8" [10 mm] Long Short Swivel Inlets	-30.30
-TWM	Thin Wall Mount for 2" Wall Mount Installation on the Z812 and Z871 Series	70.90
-WHK	Wall Hook for Service Sink Hoses	26.90
-WHK1	Wall Hook for Bedpan Washer Hoses	57.35
-WM	Wall Mounted for Z812 and Z871 Series	54.60
-WM	Wall Mounted for Z83500 Series	-44.75
-5H	5' [152 cm] Long Vinyl Hose	26.10
-140	140° Restricted Swing Spout for Goosenecks Only	89.60

Each model has suggested or recommended suffix options listed.

Pre-Rinse Units



Z842X1

Pre-rinse faucet with check stops.

Model Number	List Price	Case Quantity	Unit Weight (lbs)
Z842X1	\$560.15	1	10.0

Optional Accessories

-LSI, -PR2, -PR3

Chicago Equal: 510-GC
T&S Brass Equal: B-0133



Z842X1-AF

Back mounted pre-rinse and pot filler unit with check stops.

Model Number	List Price	Case Quantity	Unit Weight (lbs)
Z842X1-AF	\$729.75	1	12.0

Optional Accessories

-PR2, -PR3

Chicago Equal: N/E
T&S Brass Equal: N/E



Z842W1

Back mounted pre-rinse unit.

Model Number	List Price	Case Quantity	Unit Weight (lbs)
Z842W1	\$647.30	1	10.0

Optional Accessories

-PR2, -PR3

Chicago Equal: 610-GC
T&S Brass Equal: B-0131



Z812X1-TWM

Wall mounted centerset pre-rinse unit and lever handles.

Model Number	List Price	Case Quantity	Unit Weight (lbs)
Z812X1-TWM	\$524.60	1	11.0

Optional Accessories

-PR2, -PR3, -H24, -H48, -H60, -H72

Chicago Equal: N/E
T&S Brass Equal: N/E

Z841X1

Pre-rinse faucet with check stops.

Model Number	List Price	Case Quantity	Unit Weight (lbs)
Z841X1	\$560.15	1	10.0

Optional Accessories

-PR2, -PR3

Chicago Equal: 923
T&S Brass Equal: N/E



Z842J1-AF-PR2

Pre-rinse and pot filler faucet.

Model Number	List Price	Case Quantity	Unit Weight (lbs)
Z842J1-AF-PR2	\$713.90	1	11.0

Optional Accessories

-H24, -H36, -H48, -H72, -PR1, -PR3

Chicago Equal: 509-GC
T&S Brass Equal: B-0175



Z825X1

Single temperature pre-rinse unit.

Model Number	List Price	Case Quantity	Unit Weight (lbs)
Z825X1	\$417.65	1	9.0

Optional Accessories

-MYCS, -PR2, -PR3

Chicago Equal: 920
T&S Brass Equal: B0173



Z826W1

Pre-rinse faucet with a mixing yoke and check stops.

Model Number	List Price	Case Quantity	Unit Weight (lbs)
Z826W1	\$626.80	1	11.0

Optional Accessories

-H24, -H36, -H48, -H72, -PR1, -PR3

Chicago Equal: 502
T&S Brass Equal: B-0111



Pre-Rinse Units



Z826X1

Pre-rinse faucet with a mixing yoke and check stops.

Model Number	List Price	Case Quantity	Unit Weight (lbs)
Z826X1	\$539.65	1	11.0

Optional Accessories

-PR2, -PR3

Chicago Equal: 919
T&S Brass Equal: B-0113



Z841X1-DM

Deck mounted pre-rinse unit.

Model Number	List Price	Case Quantity	Unit Weight (lbs)
Z841X1-DM	\$606.90	1	10.0

Optional Accessories

-PR2, -PR3

Chicago Equal: N/E
T&S Brass Equal: B-2288



Z842X1-DM

Deck mounted pre-rinse unit.

Model Number	List Price	Case Quantity	Unit Weight (lbs)
Z842X1-DM	\$599.80	1	10.0

Optional Accessories

-PR2, -PR3

Chicago Equal: N/E
T&S Brass Equal: B-0123



Z842X1-AF-DM

Deck mounted pre-rinse and pot filler unit with check stops.

Model Number	List Price	Case Quantity	Unit Weight (lbs)
Z842X1-AF-DM	\$777.25	1	12.0

Optional Accessories

-PR2, -PR3, -2F, -3F, -4F, -5F

Chicago Equal: N/E
T&S Brass Equal: N/E

Pre-Rinse Accessories

Z800W0-PR1

Pre-rinse unit assembly.

Model Number	List Price	Case Quantity	Unit Weight (lbs)
Z800W0-PR1	\$391.00	1	5.0

Optional Accessories

-H36, -H48, -H60, -H72, -PR2, -PR3

Chicago Equal: 502-S
T&S Brass Equal:



Z800X0-PR1

Pre-rinse unit assembly.

Model Number	List Price	Case Quantity	Unit Weight (lbs)
Z800X0-PR1	\$301.40	1	5.0

Optional Accessories

-PR2, -PR3

Chicago Equal: 919-S
T&S Brass Equal: N/E



Z800X0-PR1-38

Pre-rinse unit assembly with 3/8" NPT connection.

Model Number	List Price	Case Quantity	Unit Weight (lbs)
Z800X0-PR1-38	\$301.40	1	5.0

Optional Accessories

-PR2, -PR3

Chicago Equal: N/E
T&S Brass Equal: B-1926



Z800X0-AF-PR1

Combination pre-rinse unit and pot filler unit.

Model Number	List Price	Case Quantity	Unit Weight (lbs)
Z800X0-AF-PR1	\$483.85	1	6.0

Optional Accessories

-PR2, -PR3

Chicago Equal: N/E
T&S Brass Equal: N/E



Pre-Rinse Accessories



Add-On Faucets

Pre-rinse accessory.

Size	Model Number	List Price	Case Quantity	Unit Weight (lbs)
12" Spout	Z800H2-AF-11F	\$179.20	1	2.0
14" Spout	Z800I2-AF-11F	183.30	1	2.0
9-1/2" Spout	Z800J2-AF-11F	179.20	1	2.0



G62739

G62739 self-closing pre-rinse valve with a stay-open ring and rubber bumper spray head.

Model Number	List Price	Case Quantity	Unit Weight (lbs)
G62739	\$78.20	1	2.0

Optional Accessories

No options.

Chicago Equal: 80-CP
T&S Brass: B-0107



G62740

G62740 angled, self-closing pre-rinse valve with a stay-open ring and rubber bumper spray head.

Model Number	List Price	Case Quantity	Unit Weight (lbs)
G62740	\$86.35	1	2.0

Optional Accessories

No options.

Chicago Equal: 82-NEW
T&S Brass: 2853-40



G62738

G62738 angled, self-closing pre-rinse valve with a stay-open ring and an aerated outlet.

Model Number	List Price	Case Quantity	Unit Weight (lbs)
G62738	\$73.30	1	2.0

Optional Accessories

No options.

Chicago Equal: N/E
T&S Brass: B-107A

Z80000-PF1

Pot filler.

Model Number	List Price	Case Quantity	Unit Weight (lbs)
Z80000-PF1	\$162.90	1	2.0

Optional Accessories

No options.

Chicago Equal: 84
T&S Brass: 2866-40



Z80000-HI

Pre-rinse hose assembly with 6" insulated handle.

Model Number	List Price	Case Quantity	Unit Weight (lbs)
Z80000-HI24	\$ 76.60	1	1.5
Z80000-HI36	86.35	1	1.5
Z80000-HI48	91.25	1	2.0
Z80000-HI60	99.40	1	2.5
Z80000-HI72	104.30	1	3.0

Optional Accessories

No options.



Z80000-RS

Pre-rinse pipe support.

Model Number	List Price	Case Quantity	Unit Weight (lbs)
Z80000-RS	\$53.80	1	1.0

Optional Accessories

No options.

Chicago Equal: 902
T&S Brass: B-0110



Pre-Rinse Accessories Pot Fillers



61699001
Riser inlet adapter for 3/8" NPT connection.

Model Number	List Price
61699001	\$6.20

G66601
Chrome-plated in-line vacuum breaker – female.

Model Number	List Price
G66601	\$58.65

Optional Accessories

-12F



G66602
Chrome-plated in-line vacuum breaker – male.

Model Number	List Price
G66602	\$58.65

Optional Accessories

-12M

Z826H1-R23-11F
Pot filler.

Model Number	List Price	Case Quantity	Unit Weight (lbs)
Z826H1-R23-11F	\$428.85	1	6.0

Optional Accessories

-MYCS, -2F, -3F, -4F

Chicago Equal: N/E
T&S Brass Equal: N/E



Z826F1-R23-11F
Pot filler.

Model Number	List Price	Case Quantity	Unit Weight (lbs)
Z826F1-R23-11F	\$428.85	1	6.0

Optional Accessories

-MYCS, -2F, -3F, -4F

Chicago Equal: N/E
T&S Brass Equal: N/E



Z842P1-PF1
Pot filler.

Model Number	List Price	Case Quantity	Unit Weight (lbs)
Z842P1-PF1	\$646.80	1	8.5

Optional Accessories

-WHK1

Chicago Equal: 512-GC
T&S Brass Equal: B-0610



Z875P1-PF1
Pot filler.

Model Number	List Price	Case Quantity	Unit Weight (lbs)
Z875P1-PF1	\$573.45	1	6.0

Optional Accessories

-H24, -H36, -H48, -H72, -LH

Chicago Equal: 860
T&S Brass Equal: B-0605



Repair Parts

Pre-Rinse Repair Parts

Model Number	List Price	Description
G66001	\$40.30	Self-closing Cartridge
G66002	25.20	Spray-Face Repair Kit
G66003	25.20	Handle and Coupling Screw
G66004	26.85	Handle, Washer, and Ring
G66005	20.15	Male x Female Adaptor and Washers
61896001	40.75	Pre-Rinse Hose Spring
92407001	18.10	Pre-Rinse Valve Repair Kit (New Style)

G66001



G66002



G66003



G66004



G66005



61896001



Pot Fillers



Z875F1-15F

Wall mounted faucet with 6" cast spout and lever handle.

Model Number	List Price	Case Quantity	Unit Weight (lbs)
Z875F1-15F	\$179.95	6	2.5

Optional Accessories

-LH, -2F, -3F, -4F, -11F, -16F, -17F, -18F, -19F, -21F, -22F

Chicago Equal: 332
T&S Brass Equal: B-0216



Z875K1-15F

Wall mounted faucet with 13" double-jointed spout and lever handle.

Model Number	List Price	Case Quantity	Unit Weight (lbs)
Z875K1-15F	\$233.70	6	2.5

Optional Accessories

-DJ18, -LH, -2F, -3F, -4F, -11F, -16F, -17F, -18F, -19F, -21F, -22F

Chicago Equal: N/E
T&S Brass Equal: B-0262



Z875H1-8XT-15F

Wall mounted faucet with 12" tubular brass swing spout and lever handle.

Model Number	List Price	Case Quantity	Unit Weight (lbs)
Z875H1-8XT-15F	\$195.80	6	2.5

Optional Accessories

-LH, -11F, -16F, -17F, -18F, -19F, -21F, -22F

Chicago Equal: 334-CP
T&S Brass Equal: N/E

Sink and Service Sink Faucets

Z825B1-15F

Single water faucet with 5-3/8" gooseneck and lever handle.

Model Number	List Price	Case Quantity	Unit Weight (lbs)
Z825B1-15F	\$179.95	1	3.0

Optional Accessories -FC, -G, -PT, -2F, -3F, -4F, -5F, -11F, -12F, -16F, -17F, -18F, -19F, -21F, -22F

Chicago Equal: 350
T&S Brass Equal: B-0305



Z826A1-15F

Dual water faucet with 3-1/2" gooseneck and lever handles.

Model Number	List Price	Case Quantity	Unit Weight (lbs)
Z826A1-15F	\$241.75	1	5.0

Optional Accessories -FC, -G, -MY, -PT, -2F, -3F, -4F, -5F, -11F, -12F, -16F, -17F, -18F, -19F, -21F, -22F

Chicago Equal: 50
T&S Brass Equal: B-0300



Z812C4-15F

Centerset faucet with 8" gooseneck and 4" wrist blades.

Model Number	List Price	Case Quantity	Unit Weight (lbs)
Z812C4-15F	\$254.40	6	5.0

Optional Accessories -FC, -G, -GH, -2F, -3F, -4F, -5F, -11F, -16F, -17F, -18F, -19F, -21F, -22F

Chicago Equal: 895-317-GN8B
T&S Brass Equal: N/E



Z812B1-15F

Centerset faucet with 5-3/8" gooseneck and lever handles.

Model Number	List Price	Case Quantity	Unit Weight (lbs)
Z812B1-15F	\$218.00	6	4.5

Optional Accessories -FC, -G, -PT, -WM, -2F, -3F, -4F, -5F, -11F, -16F, -17F, -18F, -19F, -21F, -22F

Chicago Equal: 526
T&S Brass Equal: B-0325



Sink and Service Sink Faucets



Z831S1-15M

Widespread with 8" bent riser spout and lever handles.

Model Number	List Price	Case Quantity	Unit Weight (lbs)
Z831S1-15M	\$339.95	6	6.0

Optional Accessories -CWO, -G, -GH, -HS6, -ICT, -P, -PT, -2M, -3M, -4M, -5M, -11M, -16M, -17M, -18M, -19M, -21M, -22M

Chicago Equal: 201A-HA8
T&S Brass Equal: B-2386



Z842J4-DM-15F

Deck mounted faucet with 9-1/2" tubular spout and wrist blade handles.

Model Number	List Price	Case Quantity	Unit Weight (lbs)
Z842J4-DM-15F	\$339.10	6	5.5

Optional Accessories

-CS, -2F, -3F, -4F, -5F, -11F, -16F, -17F, -18F, -19F, -21F, -22F

Chicago Equal: N/E
T&S Brass Equal: N/E



Z812Y1-TWM-15F

Wall mounted faucet with 6" double bend spout and lever handles.

Model Number	List Price	Case Quantity	Unit Weight (lbs)
Z812Y1-TWM-15F	\$260.70	6	6.0

Optional Accessories

-11F, -16F, -17F, -18F, -19F, -21F, -22F

Chicago Equal: 521
T&S Brass Equal: N/E



Z841J1-15F

Back mounted faucet with 9-1/2" tubular spout and lever handles.

Model Number	List Price	Case Quantity	Unit Weight (lbs)
Z841J1-15F	\$278.90	6	5.0

Optional Accessories

-SSI, -2F, -3F, -4F, -11F, -16F, -17F, -18F, -19F, -21F, -22F

Chicago Equal: 445-L9
T&S Brass Equal: B-0235

Z841K1-15F

Back mounted faucet with 13" double-jointed spout and lever handles.

Model Number	List Price	Case Quantity	Unit Weight (lbs)
Z841K1-15F	\$332.65	6	6.0

Optional Accessories

-DJ18, -SSI, -2F, -3F, -4F, -11F, -16F, -17F, -18F, -19F, -21F, -22F

Chicago Equal: 445-DJ13
T&S Brass Equal: N/E



Z841G1-15F

Deck mounted faucet with 8" cast spout and lever handles.

Model Number	List Price	Case Quantity	Unit Weight (lbs)
Z841G1-15F	\$294.75	1	5.5

Optional Accessories

-DM, -SSI, -2F, -3F, -4F, -11F, -16F, -17F, -18F, -19F, -21F, -22F

Chicago Equal: 445-L8
T&S Brass Equal: N/E



Z841H1-15F

Deck mounted faucet with 12" tubular spout and lever handles.

Model Number	List Price	Case Quantity	Unit Weight (lbs)
Z841H1-15F	\$278.90	1	5.5

Optional Accessories

-DM, -SSI, -2F, -3F, -4F, -11F, -16F, -17F, -18F, -19F, -21F, -22F

Chicago Equal: 445-L12
T&S Brass Equal: B-0236



Z841J1-18-15F

Back mounted faucet with 10" tubular brass swing spout and lever handles.

Model Number	List Price	Case Quantity	Unit Weight (lbs)
Z841J1-18-15F	\$310.60	1	6.0

Optional Accessories

-11F, -16F, -17F, -18F, -19F, -21F, -22F

Chicago Equal: N/E
T&S Brass Equal: B-0235



Sink and Service Sink Faucets



Z841F1-15F

Service sink faucet with 6" cast spout and lever handles.

Model Number	List Price	Case Quantity	Unit Weight (lbs)
Z841F1-15F	\$278.90	1	5.0

Optional Accessories

-DM, -SSI, -2F, -3F, -4F, -11F, -16F, -17F, -18F, -19F, -21F, -22F

Chicago Equal: 445
T&S Brass Equal: B-0237



Z842H1-15F

Back mounted sink faucet with 12" tubular spout and lever handles.

Model Number	List Price	Case Quantity	Unit Weight (lbs)
Z842H1-15F	\$278.90	1	5.5

Optional Accessories

-DM, -LSI, -2F, -3F, -4F, -11F, -16F, -17F, -18F, -19F, -21F, -22F

Chicago Equal: 540-LD-L12
T&S Brass Equal: B-2191



Z842J1-15F

Back mounted sink faucet with 9-1/2" tubular spout and lever handles.

Model Number	List Price	Case Quantity	Unit Weight (lbs)
Z842J1-15F	\$278.90	1	5.5

Optional Accessories

-DM, -LSI, -2F, -3F, -4F, -11F, -16F, -17F, -18F, -19F, -21F, -22F

Chicago Equal: 540-LD-L9
T&S Brass Equal: B-2342



Z842J1-18-15F

Back mounted service sink faucet with 18" tubular brass swing spout and lever handles.

Model Number	List Price	Case Quantity	Unit Weight (lbs)
Z842J1-18-15F	\$310.60	1	6.0

Optional Accessories

-DM, -11F, -16F, -17F, -18F, -19F, -21F, -22F

Chicago Equal: N/E
T&S Brass Equal: B-0290



Z842K1-15F

Back mounted sink faucet with 13" double-jointed spout and lever handles.

Model Number	List Price	Case Quantity	Unit Weight (lbs)
Z842K1-15F	\$332.65	1	6.5

Optional Accessories

-DJ18, -DM, -LSI, -2F, -3F, -4F, -11F, -16F, -17F, -18F, -19F, -21F, -22F

Chicago Equal: 54-LD-DJ13
T&S Brass Equal: B-0265



Z842F1-15F

Back mounted sink faucet with 6" cast spout and lever handles.

Model Number	List Price	Case Quantity	Unit Weight (lbs)
Z842F1-15F	\$278.90	1	5.0

Optional Accessories

-DM, -LSI, -2F, -3F, -4F, -11F, -16F, -17F, -18F, -19F, -21F, -22F

Chicago Equal: 540-LD
T&S Brass Equal: N/E



Z842G1-15F

Back mounted sink faucet with 8" cast spout and lever handles.

Model Number	List Price	Case Quantity	Unit Weight (lbs)
Z842G1-15F	\$294.75	1	5.5

Optional Accessories

-DM, -LSI, -2F, -3F, -4F, -11F, -16F, -17F, -18F, -19F, -21F, -22F

Chicago Equal: 540-LD-L8
T&S Brass Equal: N/E



Z871C1-TWM-15F

Back mounted sink faucet with 8" rigid/swing gooseneck spout and lever handles.

Model Number	List Price	Case Quantity	Unit Weight (lbs)
Z871C1-TWM-15F	\$283.20	6	6.0

Optional Accessories

-11F, -16F, -17F, -18F, -19F, -21F, -22F

Chicago Equal: N/E
T&S Brass Equal: B-1147

Sink and Service Sink Faucets



Z843M1

Service sink faucet with 6" vacuum breaker spout, lever handles, pail hook, 3/4" hose end and brace.



Model Number	List Price	Case Quantity	Unit Weight (lbs)
Z843M1	\$227.55	6	5.8

Optional Accessories

-CS, -LSI, -WHK, -5H

Chicago Equal: 897

T&S Brass Equal: B-0067-POL



Z843M1-RC

Service sink faucet with 6" vacuum breaker spout, lever handles, pail hook, 3/4" hose end and brace; rough chrome plated.



Model Number	List Price	Case Quantity	Unit Weight (lbs)
Z843M1-RC	\$178.80	6	5.8

Optional Accessories

-CS, -LSI, -WHK, -5H

Chicago Equal: 897-RC

T&S Brass Equal: B-0067-RC

Spouts

Food Service Gooseneck Faucet Spouts

Model Number	List Price	Product Description
G61062	\$48.90	3-1/2" Centerline Gooseneck "A" Spout
G61064	57.05	5-3/8" Centerline Gooseneck "B" Spout
G61067	73.30	8" Centerline Gooseneck "C" Spout

G61062 "A"



G61064 "B"



G61067 "C"



Food Service Faucet Cast Brass Spouts

Model Number	List Price	Product Description
G61065	\$57.05	6" Cast Brass Spout "F"
G61075	73.30	8" Cast Brass Spout "G"

G61065 "F"



G61075 "G"



Food Service Faucet Tubular Brass Spouts

Model Number	List Price	Product Description
G61076	\$ 57.05	12" Tubular Brass Spout "H"
G61298	61.10	14" Tubular Brass Spout "I"
G61077	57.05	9-1/2" Tubular Brass Spout "J"
G61310	123.10	8" Bent Riser Spout "S"
G66619	114.05	18" Tubular Brass Spout "J-18"
G66622	32.60	6" Tubular Brass Spout "Y"

G61076 "H"



G61298 "I"



G61077 "J"



G61310 "S"



G66619 "J-18"



G66622 "Y"



Food Service Faucet Double-Jointed Spouts

Model Number	List Price	Product Description
G61301	\$112.30	13" Double-Jointed Spout "K"
G62494	113.80	18" Double-Jointed Spout "K-DJ18"

G61301 "K"



Note: Spouts are shipped complete with 5/8" spout nut. (Aerators must be ordered separately.)

Aerators

Female Aerators

Model Number	List Price	Product Description
G63504	\$11.40	1F 2.2 GPM Aerator
G62619	14.70	2F 2.2 GPM VR Aerator
G62620	14.70	3F 0.5 GPM VR Spray Outlet
G62621	19.55	4F 2.2 GPM VR Laminar Flow
G63509	24.45	5F 2.2 GPM Rosette Spray
G63258	17.95	6F Serrated Tip
G66696	11.40	7F 1.0 GPM Spray Outlet
G63511	22.00	9F 2.0 GPM Swivel Aerator
G63413	11.40	10F 3/4" Hose Thread Adaptor
G63512	11.40	11F Single Screen Outlet
G67774	14.70	14F 2.2 GPM Laminar Flow
G66625	11.40	15F Full Flow Female Outlet
G66697	17.80	16F 1.0 GPM VR Spray Outlet
G66695	16.55	17F 1.5 GPM VR Aerator
G66700	19.20	18F 1.5 GPM Laminar Flow
G67795	30.60	19F 1.5 GPM Anti-Microbial Laminar Flow
G67816	19.60	21F 1.0 GPM Female Laminar Flow Outlet
G67817	22.00	22F 1.0 GPM Vandal-Resistant Female Laminar Flow Outlet
G67925	18.95	23F 1.5 GPM Female Aerator

Aerator prices may be used as list additions onto models. Units are provided with 15M or 15F standard.

Male Aerators

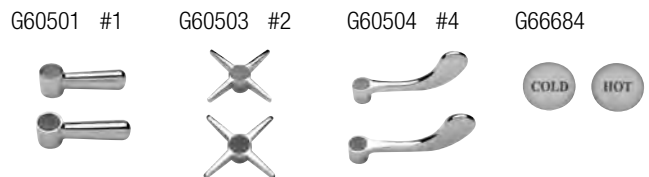
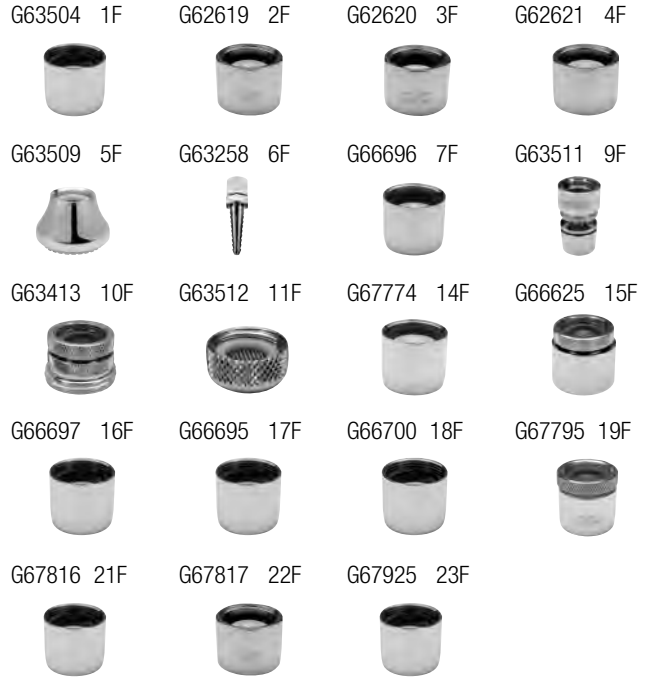
Model Number	List Price	Product Description
G63505	\$11.40	1M 2.2 GPM PC Aerator
G63506	14.70	2M 2.2 GPM VR Aerator
G63507	14.70	3M 0.5 GPM VR Spray Outlet
G63508	19.55	4M 2.2 GPM VR Laminar Flow
G62753	24.45	5M 2.0 GPM Rosette Spray
G61318	17.95	6M Serrated Tip
G63561	11.40	7M 1.0 GPM Spray Outlet
G63411	22.00	9M 2.0 GPM Swivel Aerator
G63414	11.40	10M 3/4" Hose Thread Adaptor
G63384	11.40	11M Single Screen Outlet
G67775	14.70	14M 2.2 GPM Laminar Flow
G66626	11.40	15M Full Flow Male Outlet
G66698	17.80	16M 1.0 GPM VR Spray Outlet
G66699	16.55	17M 1.5 GPM VR Aerator
G66701	19.20	18M 1.5 GPM Laminar Flow
G67796	30.60	19M 1.5 GPM Anti-Microbial Laminar Flow
G67814	19.60	21M 1.0 GPM Male Laminar Flow Outlet
G67815	22.00	22M 1.0 GPM Vandal-Resistant Male Laminar Flow Outlet
G67924	18.95	23M 1.5 GPM Male Aerator

Aerator prices may be used as list additions onto models. Units are provided with 15M or 15F standard.

Food Service Faucet Handles (Pair)

Model Number	List Price	Product Description
G60501	\$26.10	2-1/2" Lever Handles - #1
G60503	31.80	Four Arm Handles - #2
G60504	47.25	4" Wrist Blade Handles - #4
G66684	9.50	Decorative Hot/Cold Indexes

Handle bag contains: two handles - one red index, one blue index, and two 10-32 x .75 Phillips head screws.



Glass and Pitcher Fillers



Z83500

Glass filler.

Model Number	List Price	Case Quantity	Unit Weight (lbs)
Z83500	\$237.70	1	2.5

Optional Accessories

-D13, -WM

Chicago Equal: 709
T&S Brass Equal: B-1210



Z83500-WM

Glass filler.

Model Number	List Price	Case Quantity	Unit Weight (lbs)
Z83500-WM	\$174.30	1	1.0

Optional Accessories

No options.

Chicago Equal: N/E
T&S Brass Equal: N/E

Retractable Hose Reels

Z89000-PR1

Wall mounted retractable 35' hose reel.

Model Number	List Price	Case Quantity	Unit Weight (lbs)
Z89000-PR1	\$1,313.65	1	28

Optional Accessories

-PR2, -PR3, -PR4

Chicago Equal: 537
T&S Brass Equal: B-1403



Z89100-PR1

Wall mounted retractable 25' hose reel.

Model Number	List Price	Case Quantity	Unit Weight (lbs)
Z89100-PR1	\$1,148.05	1	23.5

Optional Accessories

-PR2, -PR3, -PR4

Chicago Equal: 549
T&S Brass Equal: B-1407



Z89200-PR1

Retractable 50' hose reel.

Model Number	List Price	Case Quantity	Unit Weight (lbs)
Z89200-PR1	\$1,426.15	1	30.0

Optional Accessories

-PR2, -PR3, -PR4

Chicago Equal: N/E
T&S Brass Equal: N/E



Z89000-PR1-SS

Wall mounted retractable 35' hose reel.

Model Number	List Price	Case Quantity	Unit Weight (lbs)
Z89000-PR1-SS	P.O.A.	1	28.0

Optional Accessories

-PR2, -PR3, -PR4

Chicago Equal: N/E
T&S Brass Equal: N/E



Retractable Hose Reels



Z89000-PR1-ENC

Wall mounted retractable 35' hose reel.

Model Number	List Price	Case Quantity	Unit Weight (lbs)
Z89000-PR1-ENC	\$1,487.95	1	30.0

Optional Accessories

-PR2, -PR3, -PR4

Chicago Equal: 537NF
T&S Brass Equal: B-1400

Hose Reel Accessories

Z80000-PR4

High pressure wash down spray gun with brass internal housing.



Model Number	List Price	Case Quantity	Unit Weight (lbs)
Z80000-PR4	\$301.40	1	1.0

Optional Accessories

No options.

Chicago Equal: N/E
T&S Brass Equal: MV-0516-22

Z80000-EVB

Elevated atmospheric vacuum breaker.



Model Number	List Price	Case Quantity	Unit Weight (lbs)
Z80000-EVB	\$190.60	1	2.0

Optional Accessories

No options.

Chicago Equal: 892
T&S Brass Equal: B-0929

Z87302-CWO

Shower valve body, cold water only.



Model Number	List Price	Case Quantity	Unit Weight (lbs)
Z87302-CWO	\$112.50	1	1.5

Optional Accessories

-IS

Chicago Equal: 770
T&S Brass Equal: B-1025

Z87302-IS-CS



Model Number	List Price	Case Quantity	Unit Weight (lbs)
Z87302-IS-CS	\$405.20	1	4.0

Optional Accessories

No options.

Chicago Equal: N/E
T&S Brass Equal: N/E

Basket Strainers



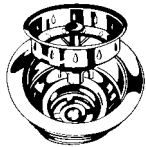
ZSS250-PC

Chrome-plated brass body with the "It Can't Skip" locknut. Stick-type stainless basket. Neoprene stopper.

Model Number	List Price	Case Quantity
ZSS250-PC	\$24.35	40

Optional Accessories

No options.



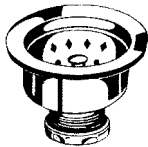
ZTT461-PC

Chrome-plated brass body with the "It Can't Skip" locknut. Four-prong stainless basket. Neoprene stopper.

Model Number	List Price	Case Quantity
ZTT461-PC	\$24.35	40

Optional Accessories

No options.



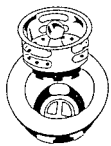
ZSS3000B-SS

Stainless steel stick type – stainless basket. Long shank for use with stainless steel sink.

Model Number	List Price	Case Quantity
ZSS3000B-SS	\$23.80	32

Optional Accessories

No options.



ZR426B-SS

Jr. 2" basket strainer. All stainless steel; crumb-cup style.

Model Number	List Price	Case Quantity
ZR426B-SS	\$10.00	34

Optional Accessories

No options.

Pot Filler Accessories



Z80000-XL-HI

Pre-rinse hose assembly with 6" insulated handle.

Model Number	List Price	Case Quantity	Unit Weight (lbs)
Z80000-XL-HI24	\$ 82.80	1	1.5
Z80000-XL-HI36	93.25	1	1.5
Z80000-XL-HI48	98.55	1	2.0
Z80000-XL-HI60	107.35	1	2.5
Z80000-XL-HI72	112.60	1	3.0

Optional Accessories

No options.



Z80000-XL-PF1

Pot filler. Available Q1 2011.

Model Number	List Price	Case Quantity	Unit Weight (lbs)
Z80000-XL-PF1	\$175.95	1	2.0


Optional Accessories

No options.

Chicago Equal:	84
T&S Brass:	2866-40

NOTES

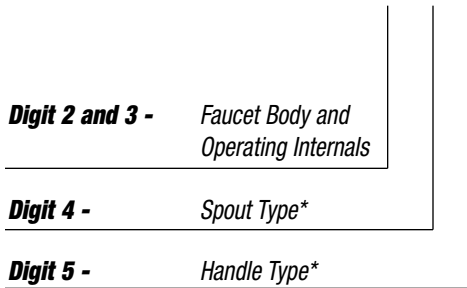
How To Order Zurn AquaSpec Component Parts To Design Your Own Faucet



AquaSpec
Design Your Own Faucet

How To Order Zurn AquaSpec Component Parts To Design Your Own Faucet

Z 8 11 0 4 - OPTIONS



* When spout or handle is not required, specify a "zero."

Digits 2 and 3 = Body and Operating Internals

Z81100	4" Centerset Lavatory Faucet
Z81100-P	4" Centerset Lavatory Faucet with Pop-Up Drain
Z81200	4" Centerset Gooseneck Faucet
Z81200-P	4" Centerset Gooseneck Faucet with Pop-Up Drain
Z82500	Single Laboratory Faucet
Z82600	Double Laboratory Faucet
Z83100	6" to 18" Widespread Adjustable Faucet
Z83100-ICT	8" Widespread Faucet with Interconnecting Copper Supply Tubes
Z84100	Service Sink Faucet with 2-1/2" Swivel Inlets and Integral Stops
Z84200	Sink Faucet with 7-1/4"-8-3/4" Adjustable Short Swivel Inlets
Z87100	Cast 8" Center Deck Kitchen Faucet
Z87100-HS	Cast 8" Center Deck Kitchen Faucet with Hose and Spray

Digit 4 = Spout Selection

- A** 3-1/2" Centerline Gooseneck Spout
- B** 5-3/8" Centerline Gooseneck Spout
- C** 8" Centerline Gooseneck Spout
- D** 7-1/2" Cast Vacuum Breaker Spout with Bottom Support and Pipe Brace, Threaded Outlet and Pail Hook
- E** Wall-Mounted 7-1/2" Cast Spout, Top Brace and Pail Hook
- F** 6" Cast Spout
- G** 8" Cast Spout
- H** 12" Tubular Spout
- I** 14" Tubular Spout
- J** 9-1/2" Tubular Spout
- K** 13" Double Jointed Spout
- L** 2-1/2" Vacuum Breaker Spout with 3/4" Threaded Outlet
- M** 6" Vacuum Breaker Spout with 3/4" Threaded Outlet, Brace and Pail Hook
- N** 6" Vacuum Breaker Spout with 3/4" Threaded Outlet and Pail Hook
- P** 2-1/2" Vacuum Breaker Spout with 3/8" Threaded Outlet
- Q** 6" Vacuum Breaker Spout with Aerated Outlet
- R** 5" Low Profile Spout with Aerated Outlet
- S** 8" Bent Riser Spout with Aerated Outlet
- T** 4-1/2" Centerline Vacuum Breaker Spout with Aerated Outlet
- U** 6" Centerline Vacuum Breaker Spout with Aerated Outlet
- V** 8" Centerline Vacuum Breaker Spout with Aerated Outlet
- W** Pre-rinse 3/8" x 44" Riser with a 7-3/8" Swing Arm, 24" Stainless Steel Hose and Pipe Support
- X** Pre-rinse 3/8" x 23" Riser with a 36" Stainless Steel Spring Hose and Pipe Support
- Y** 6" Tubular Spout

Digit 5 = Handle Selection


- 1** 2-1/2" Vandal-Resistant Metal Lever Handle
- 2** Vandal-Resistant Metal Four Arm Handle
- 3** Vandal-Resistant Metal Dome Lever Handle
- 4** 4" Vandal-Resistant Metal Wrist Blade Handle
- 6** 6" Vandal-Resistant Metal Wrist Blade Handle
- 7** Metal Tee Handle

Digit 2 and 3 - Body Types


Digit 4 - Spout Types



Z81100
4" Centerset
Lavatory Faucet
\$122.65



Z81100-P
4" Centerset Lavatory
Faucet and Pop-Up Drain
\$163.35




Z81200
4" Centerset
Gooseneck Faucet
\$124.90



-A G61062
3-1/2" Centerline
Gooseneck Spout
\$48.90




-B G61064
5-3/8" Centerline
Gooseneck Spout
\$57.05



Z81200-P
4" Centerset Gooseneck
Faucet and Pop-Up Drain
\$165.60



Z82500
Single Laboratory Faucet
\$100.10



Z82600
Double Laboratory Faucet
\$162.20



-C G61067
8" Centerline
Gooseneck Spout
\$73.30




-F G61065
6" Cast Brass Spout
\$57.05



Z83100
6" to 18" Widespread
Adjustable Faucet
\$185.25



Z83100-ICT
6" to 18" Widespread
Adjustable Faucet with
Interconnecting Copper
Supply Tube
\$185.25




Z84100
Service Sink Faucet
with 2-1/2" Swivel Inlets
and Integral Stops
\$187.00



-G G61075
8" Cast Brass Spout
\$73.30



-H G61076
12" Tubular Brass
Swing Spout
\$57.05



Z84200
Sink Faucet with
7-1/4" - 8-3/4" Adjustable
Short Swivel Inlets
\$187.00



Z84300
Sink Faucet with
7-1/4" - 8-3/4" Adjustable
Short Swivel Inlets
\$177.40



Z87100
Cast 8" Center Deck
Kitchen Faucet
\$161.35



-I G61298
14" Tubular Brass
Swing Spout
\$61.10



-J G61077
9-1/2" Tubular Brass
Swing Spout
\$57.05



Z87100-HS
Cast 8" Center Deck
Kitchen Faucet with
Hose and Spray
\$203.70



-K G61301
13" Double-Jointed
Brass Swing Spout
\$112.30



-L G60526
2-1/2" Vacuum Breaker
Spout with Integral 3/4"
Hose Thread
\$92.85

AquaSpec
Design Your Own Faucet

Digit 4 - Spout Types



-N G60556
6" Centerline Cast
Vacuum Breaker Spout
with 3/4" Hose Thread
\$163.80



-Q G61737
6" Centerline
Vacuum Breaker with
Threaded Outlet Spout
\$101.20



-S G61310
8" Bent Riser Spout
\$123.10



-T G60513
4-1/2" Centerline
Vacuum Breaker Spout
\$77.50



-U G60550
6" Centerline
Vacuum Breaker Spout
\$84.00



-V G61736
8" Centerline
Vacuum Breaker Spout
\$101.20



-Y G66622
6" Tubular Brass Spout
\$32.60

-XL Spout Types (Less Aerators)


G67851 3-1/2" Centerline Gooseneck 'A' Spout	\$52.80	G67868 5" Centerline Low Profile -ICT 'R' Spout	\$ 61.60
G67852 5-3/8" Centerline Gooseneck 'B' Spout	61.60	G67869 5" Centerline Low Profile -ICT 'R' Spout with Pop-up	61.60
G67853 8" Centerline Gooseneck 'C' Spout	79.20	G67890 6" Cast Brass 'F' Spout	61.60
G67856 3-1/2" Flow Control Centerline 'A' Spout	52.80	G67891 8" Cast Brass 'G' Spout	79.20
G67857 5-3/8" Flow Control Centerline 'B' Spout	61.60	G67892 12" Tubular Brass 'H' Swing Spout	61.60
G67858 8" Flow Control Centerline 'C' Spout	79.20	G67893 14" Tubular Brass 'I' Swing Spout	61.60
G67866 5" Centerline Flex Connection with Pop-up 'R' Spout	64.90	G67894 9-1/2" Tubular Brass 'J' Swing Spout	61.60
G67867 5" Centerline Flex Connection 'R' Spout	64.90	G67895 13" Double-Jointed Brass 'K' Swing Spout	122.90

Digit 5 - Double and Single Handle Types

*No aerator assembly required.



-1 G60501
Two 2-1/2"
Lever Handles
\$26.10



-2 G60503
Two 3" Diameter
Four-Arm Handles
\$31.80



-3 G60515
Two 2"
Dome Lever Handles
\$30.95



-4 G60504
Two 4"
Wrist Blade Handles
\$47.25




-6 G60508
Two 6"
Wrist Blade Handles
\$64.35



-1 G61071
One 2-1/2"
Lever Handle
\$13.70



-2 G61072
One 3" Diameter
Four-Arm Handle
\$17.30



-3 G60573
One 2"
Dome Lever Handle
\$15.50



-4 G60574
One 4"
Wrist Blade Handle
\$35.55



-6 G60576
One 6"
Wrist Blade Handle
\$42.20

Standard Options

CF811 4 5 - option

4" Centerset
Lavatory Faucet - Z81100

\$122.65



CF811 4 5 - P

4" Centerset Lavatory Faucet
and Pop-up Drain - Z81100-P

\$163.35

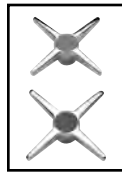


Digit 5 - Handle Types



-1
G60501
Two 2-1/2"
lever
handles.

\$26.10



-2
G60503
Two 3"
diameter
four-arm
handles.

\$31.80




-3
G60515
Two 2"
dome lever
handles.

\$30.95



-4
G60504
Two 4"
wrist blade
handles.

\$47.25



-6
G60508
Two 6"
wrist blade
handles.

\$64.35

Standard Aerator Type



-1M**
G63505
2.2 GPM [8.3 L]
Variable male
orifice.

\$11.40

Suffix Options

Option - Aerator Types

** -1M Aerator regularly furnished and not required in product ID when ordering. All others should be noted.



-2M G63506
2.2 GPM [8.3 L]
Vandal-resistant
male aerator.

\$14.70



-3M G63507
0.5 GPM [1.9 L]
Vandal-resistant
male spray outlet.

\$14.70



-4M G63508
2.2 GPM [8.3 L]
Vandal-resistant
male laminar flow.

\$19.55



-5M G62753
2.0 GPM [7.6 L]
Male spray
outlet.

\$24.45



-7M G63561
1.0 GPM [3.8 L]
Male spray
outlet.

\$11.40



-16M G66698
1.0 GPM [3.8 L]
VR, PC male
spray outlet.

\$17.80



-17M G66699
1.5 GPM [5.7L]
VR, PC male
aerator.

\$16.55



-18M G66701
1.5 GPM [5.7L]
VR, PC male
laminar flow.

\$19.20



-19M G67796
1.5 GPM [5.7L]
Anti-microbial male
laminar flow outlet.

\$30.60



-21M G67814
1.0 GPM [3.8L]
Male laminar
flow outlet.

\$19.60



-22M G67815
1.0 GPM [3.8L]
VR male laminar
flow outlet.

\$22.00



-23M G67924
1.5 GPM [5.7L]
Male aerator.

\$18.95

AquaSpec
Design Your Own Faucet

Standard Options

CF812 4 5 - option

4" Centerset Gooseneck
Faucet - Z81200

\$124.90



CF812 4 5 - P

4" Centerset Gooseneck Faucet
with Pop-Up Drain - Z81200-P

\$165.60



Digit 4 - Spout Types

*The -T, -U and -V spouts are furnished with aerator G60525 only.
No other aerator options apply. +No aerator assembly required.



-A
G61062
3-1/2"
Centerline
gooseneck
spout.
\$48.90



-B
G61064
5-3/8"
Centerline
gooseneck
spout.
\$57.05



-C
G61067
8"
Centerline
gooseneck
spout.
\$73.30



-F
G61065
6" Cast
brass
spout.
\$57.05



-G
G61075
8" Cast
brass
spout.
\$73.30



-H
G61076
12" Tubular
brass swing
spout.
\$57.05



-I
G61298
14" Tubular
brass swing
spout.
\$61.10



-J
G61077
9-1/2"
Tubular
brass swing
spout.
\$57.05



-K
G61301
13" Double-
jointed brass
swing spout.
\$112.30



-N
G60556
6" Centerline
cast vacuum
breaker spout
with 3/4"
hose thread.
\$163.80



-Q
G61737
6" Centerline
vacuum
breaker with
threaded
outlet spout.
\$101.20



-S
G61310
8" Bent
riser
spout.
\$123.10



-T
G60513
4-1/2"
Centerline
vacuum
breaker spout.
\$77.50



-U
G60550
6" Centerline
vacuum
breaker
spout.
\$84.00



-V
G61736
8" Centerline
vacuum
breaker
spout.
\$101.15




-Y
G66622
6" Tubular
brass spout.
\$32.60

Digit 5 - Handle Types



-1
G60501
Two 2-1/2"
lever
handles.
\$26.10



-2
G60503
Two 3"
diameter
four-arm
handles.
\$31.80



-3
G60515
Two 2"
dome lever
handles.
\$30.95



-4
G60504
Two 4"
wrist blade
handles.
\$47.25



-6
G60508
Two 6"
wrist blade
handles.
\$64.35

Standard Aerator Types



-1F*
G63504
2.2 GPM
[8.3 L]
PC female
aerator.
\$11.40



-1M**
G63505
2.2 GPM
[8.3 L]
PC male
aerator.
\$11.40

Quick Price Reference Chart

Z81200 Body \$124.90

Spout
A Spout (G61062)
A Spout with FC (G63217)
B Spout (G61064)
B Spout with FC (G61066)
C Spout (G61067)
C Spout with FC (G61068)
F Spout (G61065)
G Spout (G61075)
H Spout (G61076)
I Spout (G61298)
J Spout (G61077)
K Spout (G61301)
K-DJ18 Spout (G62494)
N Spout (G60556)
Q Spout (G61737)
S Spout (G61310)
T Spout (G60513)
U Spout (G60550)
V Spout (G61736)
Y Spout (G66622)















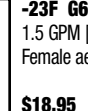














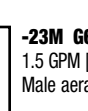
Unit with Handles

Handle #1	Handle #2	Handle #3	Handle #4
\$199.90	\$205.60	\$204.75	\$221.75
199.90	205.60	204.75	221.75
208.05	213.75	212.90	229.90
208.05	213.75	212.90	229.90
224.30	230.00	229.15	246.15
224.30	230.00	229.15	246.15
208.05	213.75	212.90	229.90
224.30	230.00	229.15	246.15
208.05	213.75	212.90	229.90
212.10	217.80	216.95	233.95
208.05	213.75	212.90	229.90
263.30	269.00	268.15	285.15
264.80	270.50	269.65	286.65
314.80	320.05	319.65	336.65
252.20	257.90	257.05	274.05
274.10	279.80	278.95	295.95
228.50	234.20	233.35	250.35
235.00	240.70	239.85	256.85
252.15	257.85	257.00	274.00
183.60	189.30	188.45	205.45

Suffix Options

Option - Aerator Types

*-1F Aerator regularly furnished (-1M for the "S" spout or G60525 for the -T, -U and -V spouts) unless otherwise specified. Neither -1F or -1M is required in product ID when ordering. All others should be noted.

 -2F G62619 2.2 GPM [8.3 L] Vandal-resistant female aerator. \$14.70	 -3F G62620 0.5 GPM [1.9 L] Vandal-resistant female spray outlet. \$14.70	 -4F G62621 2.2 GPM [8.3 L] Vandal-resistant female laminar flow. \$19.55	 -5F G63509 2.0 GPM [7.6 L] Female spray outlet. \$24.45	 -6F G63258 Serrated tip for male spout. \$17.95
 -9F G63511 2.0 GPM [7.6 L] Female rotating aerator. \$22.00	 -10F G63413 3/4" [19 mm] Female garden hose connection. \$11.40	 -11F G63512 Female threaded single screen outlet. \$11.40	 -16F G66697 1.0 GPM [3.8 L] VR, PC Female Spray Outlet \$17.80	 -17F G66695 1.5 GPM [5.7 L] VR, PC Female Aerator 16.55
 -19F G67795 1.5 GPM [5.7 L] Anti-microbial female laminar flow outlet. \$30.60	 -21F G67816 1.0 GPM [3.8 L] Female laminar flow outlet. \$19.60	 -22F G67817 1.0 GPM [3.8 L] VR female laminar flow outlet. \$22.00	 -23F G67925 1.5 GPM [5.7 L] Female aerator. \$18.95	 -18F G66700 1.5 GPM [5.7 L] VR, PC Female Laminar Flow 19.20
 -2M G63506 2.2 GPM [8.3 L] Vandal-resistant male aerator. \$14.70	 -3M G63507 0.5 GPM [1.9 L] Vandal-resistant male spray outlet. \$14.70	 -4M G63508 2.2 GPM [8.3 L] Vandal-resistant male laminar flow. \$19.55	 -5M G62753 2.0 GPM [7.6 L] Male spray outlet \$24.45	 -6M G61318 Serrated tip for female spout. \$17.95
 -9M G63411 2.0 GPM [7.6 L] Male rotating aerator. \$22.00	 -10M G63414 3/4" [19mm] Male garden hose connection. \$11.40	 -11M G63384 Male threaded single screen outlet. \$11.40	 -16M G66698 1.0 GPM [3.8 L] VR, PC Male Spray Outlet \$17.80	 -17M G66699 1.5 GPM [5.7 L] VR, PC Male Aerator 16.55
 -19M G67796 1.5 GPM [5.7 L] Anti-microbial male laminar flow outlet. \$30.60	 -21M G67814 1.0 GPM [3.8 L] Male laminar flow outlet. \$19.60	 -22M G67815 1.0 GPM [3.8 L] VR male laminar flow outlet. \$22.00	 -23M G67924 1.5 GPM [5.7 L] Male aerator. \$18.95	 -18M G66701 1.5 GPM [5.7 L] VR, PC Male Laminar Flow 19.20

AquaSpec
Design Your Own Faucet



Standard Options

CF825 4 5 - option

















Single Laboratory Faucet - Z82500

\$100.10








Digit 4 - Spout Types

*The -T, -U and -V spouts are furnished with aerator G60525 only. No other aerator options apply. +No aerator assembly required.

	-A G61062 3-1/2" Centerline gooseneck spout. \$48.90		-B G61064 5-3/8" Centerline gooseneck spout. \$57.05		-C G61067 8" Centerline gooseneck spout. \$73.30		-F G61065 6" Cast brass spout. \$57.05
	-G G61075 8" Cast brass spout. \$73.30		-H G61076 12" Tubular brass swing spout. \$57.05		-I G61298 14" Tubular brass swing spout. \$61.10		-J G61077 9-1/2" Tubular brass swing spout. \$57.05
	-K G61301 13" Double-jointed brass swing spout. \$112.30		-N G60556 6" Centerline cast vacuum breaker spout with 3/4" hose thread. \$163.80		-Q G61737 6" Centerline vacuum breaker with threaded outlet spout. \$101.20		-S** G61310 8" Bent riser spout. \$123.10
	-T* G60513 4-1/2" Centerline vacuum breaker spout. \$77.50		-U* G60550 6" Centerline vacuum breaker spout. \$84.00		-V* G61736 8" Centerline vacuum breaker spout. \$101.15		-Y G66622 6" Tubular brass spout. \$32.60

Digit 5 - Handle Types

	-1 G61071 One 2-1/2" lever handle. \$13.70		-2 G61072 One 3" diameter four-arm handle. \$17.30
	-3 G60573 One 2" dome lever handle. \$15.50		-4 G60574 One 4" wrist blade handle. \$35.55
			-6 G60576 One 6" wrist blade handle. \$42.20

Standard Aerator Types

	-1F* G63504 2.2 GPM [8.3 L] PC female aerator. \$11.40		-1M** G63505 2.2 GPM [8.3 L] PC male aerator. \$11.40
---	--	---	---

Quick Price Reference Chart

Z82500 Body

100.10

Unit with Handle















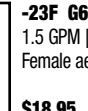














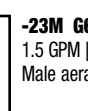
Spout
A Spout (G61062)
A Spout with FC (G63217)
B Spout (G61064)
B Spout with FC (G61066)
C Spout (G61067)
C Spout with FC (G61068)
F Spout (G61065)
G Spout (G61075)
H Spout (G61076)
I Spout (G61298)
J Spout (G61077)
K Spout (G61301)
K-DJ18 Spout (G62494)
N Spout (G60556)
Q Spout (G61737)
S Spout (G61310)
T Spout (G60513)
U Spout (G60550)
V Spout (G61736)
Y Spout (G66622)

Handle #1	Handle #2	Handle #3	Handle #4
\$176.10	\$181.80	\$180.95	\$197.95
176.10	181.80	180.95	197.95
184.25	189.95	189.10	206.10
184.25	189.95	189.10	206.10
200.50	206.20	205.35	222.35
200.50	206.20	205.35	222.35
184.25	189.95	189.10	206.10
200.50	206.20	205.35	222.35
184.25	189.95	189.10	206.10
188.30	194.00	193.15	210.15
184.25	189.95	189.10	206.10
239.50	245.20	244.35	261.35
241.00	246.70	245.85	262.85
291.00	296.70	295.85	312.85
228.40	234.10	233.25	250.25
250.30	256.00	255.15	272.15
204.70	210.40	209.55	220.55
211.20	216.90	216.05	233.05
228.35	234.05	233.20	250.20
159.80	165.50	164.65	181.65

Suffix Options

Option - Aerator Types

*-1F Aerator regularly furnished (-1M for the "S" spout or G60525 for the -T, -U and -V spouts) unless otherwise specified. Neither -1F or -1M is required in product ID when ordering. All others should be noted.

 -2F G62619 2.2 GPM [8.3 L] Vandal-resistant female aerator. \$14.70	 -3F G62620 0.5 GPM [1.9 L] Vandal-resistant female spray outlet. \$14.70	 -4F G62621 2.2 GPM [8.3 L] Vandal-resistant female laminar flow. \$19.55	 -5F G63509 2.0 GPM [7.6 L] Female spray outlet. \$24.45	 -6F G63258 Serrated tip for male spout. \$17.95
 -9F G63511 2.0 GPM [7.6 L] Female rotating aerator. \$22.00	 -10F G63413 3/4" [19 mm] Female garden hose connection. \$11.40	 -11F G63512 Female threaded single screen outlet. \$11.40	 -16F G66697 1.0 GPM [3.8 L] VR, PC Female Spray Outlet \$17.80	 -17F G66695 1.5 GPM [5.7 L] VR, PC Female Aerator 16.55
 -19F G67795 1.5 GPM [5.7 L] Anti-microbial female laminar flow outlet. \$30.60	 -21F G67816 1.0 GPM [3.8 L] Female laminar flow outlet. \$19.60	 -22F G67817 1.0 GPM [3.8 L] VR female laminar flow outlet. \$22.00	 -23F G67925 1.5 GPM [5.7 L] Female aerator. \$18.95	 -18F G66700 1.5 GPM [5.7 L] VR, PC Female Laminar Flow 19.20
 -2M G63506 2.2 GPM [8.3 L] Vandal-resistant male aerator. \$14.70	 -3M G63507 0.5 GPM [1.9 L] Vandal-resistant male spray outlet. \$14.70	 -4M G63508 2.2 GPM [8.3 L] Vandal-resistant male laminar flow. \$19.55	 -5M G62753 2.0 GPM [7.6 L] Male spray outlet \$24.45	 -6M G61318 Serrated tip for female spout. \$17.95
 -9M G63411 2.0 GPM [7.6 L] Male rotating aerator. \$22.00	 -10M G63414 3/4" [19mm] Male garden hose connection. \$11.40	 -11M G63384 Male threaded single screen outlet. \$11.40	 -16M G66698 1.0 GPM [3.8 L] VR, PC Male Spray Outlet \$17.80	 -17M G66699 1.5 GPM [5.7 L] VR, PC Male Aerator 16.55
 -19M G67796 1.5 GPM [5.7 L] Anti-microbial male laminar flow outlet. \$30.60	 -21M G67814 1.0 GPM [3.8 L] Male laminar flow outlet. \$19.60	 -22M G67815 1.0 GPM [3.8 L] VR male laminar flow outlet. \$22.00	 -23M G67924 1.5 GPM [5.7 L] Male aerator. \$18.95	 -18M G66701 1.5 GPM [5.7 L] VR, PC Male Laminar Flow 19.20

AquaSpec
Design Your Own Faucet



Standard Options

CF826 4 5 - option

















Double Laboratory Faucet - Z82600

\$162.20








Digit 4 - Spout Types

*The -T, -U and -V spouts are furnished with aerator G60525 only. No other aerator options apply. +No aerator assembly required.

	-A G61062 3-1/2" Centerline gooseneck spout. \$48.90		-B G61064 5-3/8" Centerline gooseneck spout. \$57.05		-C G61067 8" Centerline gooseneck spout. \$73.30		-F G61065 6" Cast brass spout. \$57.05
	-G G61075 8" Cast brass spout. \$73.30		-H G61076 12" Tubular brass swing spout. \$57.05		-I G61298 14" Tubular brass swing spout. \$61.10		-J G61077 9-1/2" Tubular brass swing spout. \$57.05
	-K G61301 13" Double-jointed brass swing spout. \$112.30		-N+ G60556 6" Centerline cast vacuum breaker spout with 3/4" hose thread. \$163.80		-Q G61737 6" Centerline vacuum breaker with threaded outlet spout. \$101.20		-S** G61310 8" Bent riser spout. \$123.10
	-T* G60513 4-1/2" Centerline vacuum breaker spout. \$77.50		-U* G60550 6" Centerline vacuum breaker spout. \$84.00		-V* G61736 8" Centerline vacuum breaker spout. \$101.15		-Y G66622 6" Tubular brass spout. \$32.60

Digit 5 - Handle Types

	-1 G60501 Two 2-1/2" lever handles. \$26.10		-2 G60503 Two 3" diameter four-arm handles. \$31.80
	-3 G60515 Two 2" dome lever handles. \$30.95		-4 G60504 Two 4" wrist blade handles. \$47.25
			-6 G60508 Two 6" wrist blade handles. \$64.35

Standard Aerator Types

	-1F* G63504 2.2 GPM [8.3 L] PC female aerator. \$11.40		-1M** G63505 2.2 GPM [8.3 L] PC male aerator. \$11.40
---	--	---	---

Quick Price Reference Chart

Z82600 Body \$162.20

Spout
A Spout (G61062)
A Spout with FC (G63217)
B Spout (G61064)
B Spout with FC (G61066)
C Spout (G61067)
C Spout with FC (G61068)
F Spout (G61065)
G Spout (G61075)
H Spout (G61076)
I Spout (G61298)
J Spout (G61077)
K Spout (G61301)
K-DJ18 Spout (G62494)
N Spout (G60556)
Q Spout (G61737)
S Spout (G61310)
T Spout (G60513)
U Spout (G60550)
V Spout (G61736)
Y Spout (G66622)















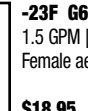














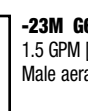
Unit with Handles

Handle #1	Handle #2	Handle #3	Handle #4
\$237.20	\$242.90	\$242.05	\$259.05
237.20	242.90	242.05	259.05
245.35	251.05	250.20	267.20
245.35	251.05	250.20	267.20
261.60	267.30	266.45	283.45
261.60	267.30	266.45	283.45
245.35	251.05	250.20	267.20
261.60	267.30	266.45	283.45
245.35	251.05	250.20	267.20
249.40	255.10	254.25	271.25
245.35	251.05	250.20	267.20
300.60	306.30	305.45	322.45
302.10	307.80	306.95	323.95
352.10	357.80	356.95	373.95
289.50	295.20	294.35	311.35
311.40	317.10	316.25	333.25
265.80	271.50	270.65	287.65
272.30	278.00	277.15	294.15
289.45	295.15	294.30	311.30
220.90	226.60	225.75	242.75

Suffix Options

Option - Aerator Types

*-1F Aerator regularly furnished (-1M for the "S" spout or G60525 for the -T, -U and -V spouts) unless otherwise specified. Neither -1F or -1M is required in product ID when ordering. All others should be noted.

 -2F G62619 2.2 GPM [8.3 L] Vandal-resistant female aerator. \$14.70	 -3F G62620 0.5 GPM [1.9 L] Vandal-resistant female spray outlet. \$14.70	 -4F G62621 2.2 GPM [8.3 L] Vandal-resistant female laminar flow. \$19.55	 -5F G63509 2.0 GPM [7.6 L] Female spray outlet. \$24.45	 -6F G63258 Serrated tip for male spout. \$17.95
 -9F G63511 2.0 GPM [7.6 L] Female rotating aerator. \$22.00	 -10F G63413 3/4" [19 mm] Female garden hose connection. \$11.40	 -11F G63512 Female threaded single screen outlet. \$11.40	 -16F G66697 1.0 GPM [3.8 L] VR, PC Female Spray Outlet \$17.80	 -17F G66695 1.5 GPM [5.7 L] VR, PC Female Aerator 16.55
 -19F G67795 1.5 GPM [5.7 L] Anti-microbial female laminar flow outlet. \$30.60	 -21F G67816 1.0 GPM [3.8 L] Female laminar flow outlet. \$19.60	 -22F G67817 1.0 GPM [3.8 L] VR female laminar flow outlet. \$22.00	 -23F G67925 1.5 GPM [5.7 L] Female aerator. \$18.95	 -18F G66700 1.5 GPM [5.7 L] VR, PC Female Laminar Flow 19.20
 -2M G63506 2.2 GPM [8.3 L] Vandal-resistant male aerator. \$14.70	 -3M G63507 0.5 GPM [1.9 L] Vandal-resistant male spray outlet. \$14.70	 -4M G63508 2.2 GPM [8.3 L] Vandal-resistant male laminar flow. \$19.55	 -5M G62753 2.0 GPM [7.6 L] Male spray outlet \$24.45	 -6M G61318 Serrated tip for female spout. \$17.95
 -9M G63411 2.0 GPM [7.6 L] Male rotating aerator. \$22.00	 -10M G63414 3/4" [19mm] Male garden hose connection. \$11.40	 -11M G63384 Male threaded single screen outlet. \$11.40	 -16M G66698 1.0 GPM [3.8 L] VR, PC Male Spray Outlet \$17.80	 -17M G66699 1.5 GPM [5.7 L] VR, PC Male Aerator 16.55
 -19M G67796 1.5 GPM [5.7 L] Anti-microbial male laminar flow outlet. \$30.60	 -21M G67814 1.0 GPM [3.8 L] Male laminar flow outlet. \$19.60	 -22M G67815 1.0 GPM [3.8 L] VR male laminar flow outlet. \$22.00	 -23M G67924 1.5 GPM [5.7 L] Male aerator. \$18.95	 -18M G66701 1.5 GPM [5.7 L] VR, PC Male Laminar Flow 19.20

AquaSpec
Design Your Own Faucet



Standard Options

CF831 4 5 - option

6" to 18" Widespread Adjustable Faucet - Z83100

\$185.25



CF831 4 5 - ICT

8" Widespread Faucet with Interconnecting Copper Supply Tubes - Z83100-ICT

\$185.25



Digit 4 - Spout Types

*The -T, -U and -V spouts are furnished with aerator G60525 only. No other aerator options apply. +No aerator assembly required.

-A
G61062
3-1/2" Centerline gooseneck spout.
\$48.90

-B
G61064
5-3/8" Centerline gooseneck spout.
\$57.05

-C
G61067
8" Centerline gooseneck spout.
\$73.30

-F
G61065
6" Cast brass spout.
\$57.05

-G
G61075
8" Cast brass spout.
\$73.30

-H
G61076
12" Tubular brass swing spout.
\$57.05

-I
G61298
14" Tubular brass swing spout.
\$61.10

-J
G61077
9-1/2" Tubular brass swing spout.
\$57.05

-K
G61301
13" Double-jointed brass swing spout.
\$112.30

-L
G60526
2-1/2" VB spout with integral 3/4" hose thread.
\$92.85

-N+
G60556
6" Centerline cast vacuum breaker spout with 3/4" hose thread.
\$163.80

-Q
G61737
6" Centerline vacuum breaker with threaded outlet spout.
\$101.20

-S**
G61310
8" Bent riser spout.
\$123.10

-T*
G60513
4-1/2" Centerline vacuum breaker spout.
\$77.50

-U*
G60550
6" Centerline vacuum breaker spout.
\$84.00

-V*
G61736
8" Centerline vacuum breaker spout.
\$101.15

Digit 5 - Handle Types

-1
G60501
Two 2-1/2" lever handles.
\$26.10

-2
G60503
Two 3" diameter four-arm handles.
\$31.80

-3
G60515
Two 2" dome lever handles.
\$30.95

-4
G60504
Two 4" wrist blade handles.
\$47.25

-6
G60508
Two 6" wrist blade handles.
\$64.35

Standard Aerator Types

-1F*
G63504
2.2 GPM [8.3 L] PC female aerator.
\$11.40

-1M**
G63505
2.2 GPM [8.3 L] PC male aerator.
\$11.40

Quick Price Reference Chart

Z83100 Body \$185.25

Spout
A Spout (G61062)
A Spout with FC (G63217)
B Spout (G61064)
B Spout with FC (G61066)
C Spout (G61067)
C Spout with FC (G61068)
F Spout (G61065)
G Spout (G61075)
H Spout (G61076)
I Spout (G61298)
J Spout (G61077)
K Spout (G61301)
K-DJ18 Spout (G62494)
N Spout (G60556)
Q Spout (G61737)
S Spout (G61310)
T Spout (G60513)
U Spout (G60550)
V Spout (G61736)















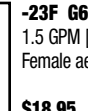














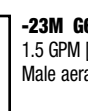
Unit with Handles

Handle #1	Handle #2	Handle #3	Handle #4
\$260.25	\$265.95	\$265.10	\$282.10
260.25	265.95	265.10	282.10
268.40	274.10	273.25	290.25
268.40	274.10	273.25	290.25
284.65	290.35	289.50	306.50
284.65	290.35	289.50	306.50
268.40	274.10	273.25	290.25
284.65	290.35	289.50	306.50
268.40	274.10	273.25	290.25
272.45	278.15	277.30	294.30
268.40	274.10	273.25	290.25
323.65	329.35	328.50	345.50
325.15	330.85	330.00	347.00
375.15	380.85	380.00	397.00
312.55	318.25	317.40	334.40
334.45	340.15	339.30	356.30
288.85	294.55	293.70	310.70
295.35	301.05	300.20	317.20
312.50	318.20	317.35	334.35

Suffix Options

Option - Aerator Types

*-1F Aerator regularly furnished (-1M for the "S" spout or G60525 for the -T, -U and -V spouts) unless otherwise specified. Neither -1F or -1M is required in product ID when ordering. All others should be noted.

 -2F G62619 2.2 GPM [8.3 L] Vandal-resistant female aerator. \$14.70	 -3F G62620 0.5 GPM [1.9 L] Vandal-resistant female spray outlet. \$14.70	 -4F G62621 2.2 GPM [8.3 L] Vandal-resistant female laminar flow. \$19.55	 -5F G63509 2.0 GPM [7.6 L] Female spray outlet. \$24.45	 -6F G63258 Serrated tip for male spout. \$17.95
 -9F G63511 2.0 GPM [7.6 L] Female rotating aerator. \$22.00	 -10F G63413 3/4" [19 mm] Female garden hose connection. \$11.40	 -11F G63512 Female threaded single screen outlet. \$11.40	 -16F G66697 1.0 GPM [3.8 L] VR, PC Female Spray Outlet \$17.80	 -17F G66695 1.5 GPM [5.7 L] VR, PC Female Aerator 16.55
 -19F G67795 1.5 GPM [5.7 L] Anti-microbial female laminar flow outlet. \$30.60	 -21F G67816 1.0 GPM [3.8 L] Female laminar flow outlet. \$19.60	 -22F G67817 1.0 GPM [3.8 L] VR female laminar flow outlet. \$22.00	 -23F G67925 1.5 GPM [5.7 L] Female aerator. \$18.95	 -18F G66700 1.5 GPM [5.7 L] VR, PC Female Laminar Flow 19.20
 -2M G63506 2.2 GPM [8.3 L] Vandal-resistant male aerator. \$14.70	 -3M G63507 0.5 GPM [1.9 L] Vandal-resistant male spray outlet. \$14.70	 -4M G63508 2.2 GPM [8.3 L] Vandal-resistant male laminar flow. \$19.55	 -5M G62753 2.0 GPM [7.6 L] Male spray outlet \$24.45	 -6M G61318 Serrated tip for female spout. \$17.95
 -9M G63411 2.0 GPM [7.6 L] Male rotating aerator. \$22.00	 -10M G63414 3/4" [19mm] Male garden hose connection. \$11.40	 -11M G63384 Male threaded single screen outlet. \$11.40	 -16M G66698 1.0 GPM [3.8 L] VR, PC Male Spray Outlet \$17.80	 -17M G66699 1.5 GPM [5.7 L] VR, PC Male Aerator 16.55
 -19M G67796 1.5 GPM [5.7 L] Anti-microbial male laminar flow outlet. \$30.60	 -21M G67814 1.0 GPM [3.8 L] Male laminar flow outlet. \$19.60	 -22M G67815 1.0 GPM [3.8 L] VR male laminar flow outlet. \$22.00	 -23M G67924 1.5 GPM [5.7 L] Male aerator. \$18.95	 -18M G66701 1.5 GPM [5.7 L] VR, PC Male Laminar Flow 19.20

AquaSpec
Design Your Own Faucet



Standard Options

CF841 4 5 - option

Service Sink Faucet with 2-1/2" Swivel Inlets and Integral Stops - Z84100

(Note: When a rough chrome -RC finish is requested, furnish part Z84100-RC in place of Z84100.)

\$187.00



Digit 4 - Spout Types

*The -T, -U and -V spouts are furnished with aerator G60525 only. No other aerator options apply. +No aerator assembly required.

-A
G61062
3-1/2" Centerline gooseneck spout.
\$48.90

-B
G61064
5-3/8" Centerline gooseneck spout.
\$57.05

-C
G61067
8" Centerline gooseneck spout.
\$73.30

-F
G61065
6" Cast brass spout.
\$57.05

-G
G61075
8" Cast brass spout.
\$73.30

-H
G61076
12" Tubular brass swing spout.
\$57.05

-I
G61298
14" Tubular brass swing spout.
\$61.10

-J
G61077
9-1/2" Tubular brass swing spout.
\$57.05

-K
G61301
13" Double-jointed brass swing spout.
\$112.30

-L
G60526
2-1/2" VB spout with integral 3/4" hose thread.
\$92.85

-N+
G60556
6" Centerline cast vacuum breaker spout with 3/4" hose thread.
\$163.80

-Q
G61737
6" Centerline vacuum breaker with threaded outlet spout.
\$101.20

-S**
G61310
8" Bent riser spout.
\$123.10

-T*
G60513
4-1/2" Centerline vacuum breaker spout.
\$77.50

-U*
G60550
6" Centerline vacuum breaker spout.
\$84.00

-V*
G61736
8" Centerline vacuum breaker spout.
\$101.15

-Y
G66622
6" Tubular brass spout.
\$32.60

Digit 5 - Handle Types

-1
G60501
Two 2-1/2" lever handles.
\$26.10

-2
G60503
Two 3" diameter four-arm handles.
\$31.80

-3
G60515
Two 2" dome lever handles.
\$30.95

-4
G60504
Two 4" wrist blade handles.
\$47.25

-6
G60508
Two 6" wrist blade handles.
\$64.35

Standard Aerator Types

-1F*
G63504
2.2 GPM [8.3 L] PC female aerator.
\$11.40

-1M**
G63505
2.2 GPM [8.3 L] PC male aerator.
\$11.40



Quick Price Reference Chart

Z84100 Body \$187.00

Spout
A Spout (G61062)
A Spout with FC (G63217)
B Spout (G61064)
B Spout with FC (G61066)
C Spout (G61067)
C Spout with FC (G61068)
F Spout (G61065)
G Spout (G61075)
H Spout (G61076)
I Spout (G61298)
J Spout (G61077)
K Spout (G61301)
K-DJ18 Spout (G62494)
N Spout (G60556)
Q Spout (G61737)
S Spout (G61310)
T Spout (G60513)
U Spout (G60550)
V Spout (G61736)
Y Spout (G66622)



























Unit with Handles

Handle #1	Handle #2	Handle #3	Handle #4
\$262.00	\$267.70	\$266.85	\$283.85
262.00	267.70	266.85	283.85
270.15	275.85	275.00	292.00
270.15	275.85	275.00	292.00
286.40	292.10	291.25	308.25
286.40	292.10	291.25	308.25
270.15	275.85	275.00	292.00
286.40	292.10	291.25	308.25
270.15	275.85	275.00	292.00
274.20	279.90	279.05	296.05
270.15	275.85	275.00	292.00
325.40	331.10	330.25	347.25
326.90	332.60	331.75	348.75
376.90	382.60	381.75	398.75
314.30	320.00	319.15	336.15
336.20	341.90	341.05	358.05
290.60	296.30	295.45	312.45
297.10	302.80	301.95	318.95
314.25	319.95	319.10	336.10
245.70	251.40	250.55	267.55

Suffix Options

Option - Aerator Types

*-1F Aerator regularly furnished (-1M for the "S" spout or G60525 for the -T, -U and -V spouts) unless otherwise specified. Neither -1F or -1M is required in product ID when ordering. All others should be noted.

 -2F G62619 2.2 GPM [8.3 L] Vandal-resistant female aerator. \$14.70	 -3F G62620 0.5 GPM [1.9 L] Vandal-resistant female spray outlet. \$14.70	 -4F G62621 2.2 GPM [8.3 L] Vandal-resistant female laminar flow. \$19.55	 -5F G63509 2.0 GPM [7.6 L] Female spray outlet. \$24.45	 -6F G63258 Serrated tip for male spout. \$17.95
 -9F G63511 2.0 GPM [7.6 L] Female rotating aerator. \$22.00	 -10F G63413 3/4" [19 mm] Female garden hose connection. \$11.40	 -11F G63512 Female threaded single screen outlet. \$11.40	 -16F G66697 1.0 GPM [3.8 L] VR, PC Female Spray Outlet \$17.80 -17F G66695 1.5 GPM [5.7 L] VR, PC Female Aerator 16.55 -18F G66700 1.5 GPM [5.7 L] VR, PC Female Laminar Flow 19.20	
 -19F G67795 1.5 GPM [5.7 L] Anti-microbial female laminar flow outlet. \$30.60	 -21F G67816 1.0 GPM [3.8 L] Female laminar flow outlet. \$19.60	 -22F G67817 1.0 GPM [3.8 L] VR female laminar flow outlet. \$22.00	 -23F G67925 1.5 GPM [5.7 L] Female aerator. \$18.95	
 -2M G63506 2.2 GPM [8.3 L] Vandal-resistant male aerator. \$14.70	 -3M G63507 0.5 GPM [1.9 L] Vandal-resistant male spray outlet. \$14.70	 -4M G63508 2.2 GPM [8.3 L] Vandal-resistant male laminar flow. \$19.55	 -5M G62753 2.0 GPM [7.6 L] Male spray outlet \$24.45	 -6M G61318 Serrated tip for female spout. \$17.95
 -9M G63411 2.0 GPM [7.6 L] Male rotating aerator. \$22.00	 -10M G63414 3/4" [19mm] Male garden hose connection. \$11.40	 -11M G63384 Male threaded single screen outlet. \$11.40	 -16M G66698 1.0 GPM [3.8 L] VR, PC Male Spray Outlet \$17.80 -17M G66699 1.5 GPM [5.7 L] VR, PC Male Aerator 16.55 -18M G66701 1.5 GPM [5.7 L] VR, PC Male Laminar Flow 19.20	
 -19M G67796 1.5 GPM [5.7 L] Anti-microbial male laminar flow outlet. \$30.60	 -21M G67814 1.0 GPM [3.8 L] Male laminar flow outlet. \$19.60	 -22M G67815 1.0 GPM [3.8 L] VR male laminar flow outlet. \$22.00	 -23M G67924 1.5 GPM [5.7 L] Male aerator. \$18.95	

AquaSpec
Design Your Own Faucet



Standard Options

CF842 4 5 -option

Sink Faucet with 7-1/4"-8-3/4"
Adjustable Short Swivel Inlets -
Z84200

(Note: When a rough chrome -RC finish is requested,
furnish part Z84200-RC in place of Z84200.)

\$187.00



Digit 4 - Spout Types

*The -T, -U and -V spouts are furnished with aerator G60525 only.
No other aerator options apply. +No aerator assembly required.

-A
G61062
3-1/2"
Centerline
gooseneck
spout.
\$48.90

-B
G61064
5-3/8"
Centerline
gooseneck
spout.
\$57.05

-C
G61067
8"
Centerline
gooseneck
spout.
\$73.30

-F
G61065
6" Cast
brass
spout.
\$57.05

-G
G61075
8" Cast
brass
spout.
\$73.30

-H
G61076
12" Tubular
brass swing
spout.
\$57.05

-I
G61298
14" Tubular
brass swing
spout.
\$61.10

-J
G61077
9-1/2"
Tubular
brass swing
spout.
\$57.05

-K
G61301
13" Double-
jointed
brass swing
spout.
\$112.30

-L
G60526
2-1/2" VB
spout with
integral 3/4"
hose thread.
\$92.85

-N+
G60556
6" Centerline
cast vacuum
breaker spout
with 3/4"
hose thread.
\$163.80

-Q
G61737
6" Centerline
vacuum
breaker with
threaded
outlet spout.
\$101.20

-S**
G61310
8" Bent
riser spout.
\$123.10

-T*
G60513
4-1/2"
Centerline
vacuum
breaker spout.
\$77.50

-U*
G60550
6" Centerline
vacuum
breaker spout.
\$84.00

-V*
G61736
8" Centerline
vacuum
breaker spout.
\$101.15

-Y
G66622
6" Tubular
brass spout.
\$32.60

Digit 5 - Handle Types

-1
G60501
Two 2-1/2"
lever
handles.
\$26.10

-2
G60503
Two 3"
diameter
four-arm
handles.
\$31.80

-3
G60515
Two 2"
dome lever
handles.
\$30.95

-4
G60504
Two 4"
wrist blade
handles.
\$47.25

-6
G60508
Two 6"
wrist blade
handles.
\$64.35

Standard Aerator Types

-1F*
G63504
2.2 GPM
[8.3 L]
PC female
aerator.
\$11.40

-1M**
G63505
2.2 GPM
[8.3 L]
PC male
aerator.
\$11.40



Quick Price Reference Chart

Z84200 Body \$187.00

Spout
A Spout (G61062)
A Spout with FC (G63217)
B Spout (G61064)
B Spout with FC (G61066)
C Spout (G61067)
C Spout with FC (G61068)
F Spout (G61065)
G Spout (G61075)
H Spout (G61076)
I Spout (G61298)
J Spout (G61077)
K Spout (G61301)
K-DJ18 Spout (G62494)
N Spout (G60556)
Q Spout (G61737)
S Spout (G61310)
T Spout (G60513)
U Spout (G60550)
V Spout (G61736)
Y Spout (G66622)















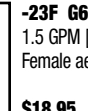














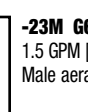
Unit with Handles

Handle #1	Handle #2	Handle #3	Handle #4
\$262.00	\$267.70	\$266.85	\$283.85
262.00	267.70	266.85	283.85
270.15	275.85	275.00	292.00
270.15	275.85	275.00	292.00
286.40	292.10	291.25	308.25
286.40	292.10	291.25	308.25
270.15	275.85	275.00	292.00
286.40	292.10	291.25	308.25
270.15	275.85	275.00	292.00
274.20	279.90	279.05	296.05
270.15	275.85	275.00	292.00
325.40	331.10	330.25	347.25
326.90	332.60	331.75	348.75
376.90	382.60	381.75	398.75
314.30	320.00	319.15	336.15
336.20	341.90	341.05	358.05
290.60	296.30	295.45	312.45
297.10	302.80	301.95	318.95
314.25	319.95	319.10	336.10
245.70	251.40	250.55	267.55

Suffix Options

Option - Aerator Types

*-1F Aerator regularly furnished (-1M for the "S" spout or G60525 for the -T, -U and -V spouts) unless otherwise specified. Neither -1F or -1M is required in product ID when ordering. All others should be noted.

 -2F G62619 2.2 GPM [8.3 L] Vandal-resistant female aerator. \$14.70	 -3F G62620 0.5 GPM [1.9 L] Vandal-resistant female spray outlet. \$14.70	 -4F G62621 2.2 GPM [8.3 L] Vandal-resistant female laminar flow. \$19.55	 -5F G63509 2.0 GPM [7.6 L] Female spray outlet. \$24.45	 -6F G63258 Serrated tip for male spout. \$17.95
 -9F G63511 2.0 GPM [7.6 L] Female rotating aerator. \$22.00	 -10F G63413 3/4" [19 mm] Female garden hose connection. \$11.40	 -11F G63512 Female threaded single screen outlet. \$11.40	 -16F G66697 1.0 GPM [3.8 L] VR, PC Female Spray Outlet \$17.80	 -17F G66695 1.5 GPM [5.7 L] VR, PC Female Aerator 16.55
 -19F G67795 1.5 GPM [5.7 L] Anti-microbial female laminar flow outlet. \$30.60	 -21F G67816 1.0 GPM [3.8 L] Female laminar flow outlet. \$19.60	 -22F G67817 1.0 GPM [3.8 L] VR female laminar flow outlet. \$22.00	 -23F G67925 1.5 GPM [5.7 L] Female aerator. \$18.95	 -18F G66700 1.5 GPM [5.7 L] VR, PC Female Laminar Flow 19.20
 -2M G63506 2.2 GPM [8.3 L] Vandal-resistant male aerator. \$14.70	 -3M G63507 0.5 GPM [1.9 L] Vandal-resistant male spray outlet. \$14.70	 -4M G63508 2.2 GPM [8.3 L] Vandal-resistant male laminar flow. \$19.55	 -5M G62753 2.0 GPM [7.6 L] Male spray outlet \$24.45	 -6M G61318 Serrated tip for female spout. \$17.95
 -9M G63411 2.0 GPM [7.6 L] Male rotating aerator. \$22.00	 -10M G63414 3/4" [19mm] Male garden hose connection. \$11.40	 -11M G63384 Male threaded single screen outlet. \$11.40	 -16M G66698 1.0 GPM [3.8 L] VR, PC Male Spray Outlet \$17.80	 -17M G66699 1.5 GPM [5.7 L] VR, PC Male Aerator 16.55
 -19M G67796 1.5 GPM [5.7 L] Anti-microbial male laminar flow outlet. \$30.60	 -21M G67814 1.0 GPM [3.8 L] Male laminar flow outlet. \$19.60	 -22M G67815 1.0 GPM [3.8 L] VR male laminar flow outlet. \$22.00	 -23M G67924 1.5 GPM [5.7 L] Male aerator. \$18.95	 -18M G66701 1.5 GPM [5.7 L] VR, PC Male Laminar Flow 19.20

AquaSpec
Design Your Own Faucet



Standard Options

CF843 4 5 -option

Sink Faucet with Integral Service Stops and 7-1/4" - 8-3/4" Adjustable Short Swivel Inlets - Z84300

(Note: When a rough chrome -RC finish is requested, furnish part Z84300-RC in place of Z84300.)

\$177.40



Digit 4 - Spout Types

*The -T, -U and -V spouts are furnished with aerator G60525 only. No other aerator options apply. +No aerator assembly required.

-A
G61062
3-1/2" Centerline gooseneck spout.
\$48.90

-B
G61064
5-3/8" Centerline gooseneck spout.
\$57.05

-C
G61067
8" Centerline gooseneck spout.
\$73.30

-F
G61065
6" Cast brass spout.
\$57.05

-G
G61075
8" Cast brass spout.
\$73.30

-H
G61076
12" Tubular brass swing spout.
\$57.05

-I
G61298
14" Tubular brass swing spout.
\$61.10

-J
G61077
9-1/2" Tubular brass swing spout.
\$57.05

-K
G61301
13" Double-jointed brass swing spout.
\$112.30

-L
G60526
2-1/2" VB spout with integral 3/4" hose thread.
\$92.85

-N+
G60556
6" Centerline cast vacuum breaker spout with 3/4" hose thread.
\$163.80

-Q
G61737
6" Centerline vacuum breaker with threaded outlet spout.
\$101.20

-S**
G61310
8" Bent riser spout.
\$123.10

-T*
G60513
4-1/2" Centerline vacuum breaker spout.
\$77.50

-U*
G60550
6" Centerline vacuum breaker spout.
\$84.00

-V*
G61736
8" Centerline vacuum breaker spout.
\$101.15

-Y
G66622
6" Tubular brass spout.
\$32.60

Digit 5 - Handle Types

-1
G60501
Two 2-1/2" lever handles.
\$26.10

-2
G60503
Two 3" diameter four-arm handles.
\$31.80

-3
G60515
Two 2" dome lever handles.
\$30.95

-4
G60504
Two 4" wrist blade handles.
\$47.25

-6
G60508
Two 6" wrist blade handles.
\$64.35

Standard Aerator Types

-1F*
G63504
2.2 GPM [8.3 L] PC female aerator.
\$11.40

-1M**
G63505
2.2 GPM [8.3 L] PC male aerator.
\$11.40



Quick Price Reference Chart

Z84300 Body \$177.40

Spout
A Spout (G61062)
A Spout with FC (G63217)
B Spout (G61064)
B Spout with FC (G61066)
C Spout (G61067)
C Spout with FC (G61068)
F Spout (G61065)
G Spout (G61075)
H Spout (G61076)
I Spout (G61298)
J Spout (G61077)
K Spout (G61301)
K-DJ18 Spout (G62494)
N Spout (G60556)
Q Spout (G61737)
S Spout (G61310)
T Spout (G60513)
U Spout (G60550)
V Spout (G61736)
Y Spout (G66622)















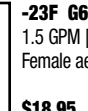














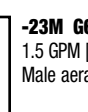
Unit with Handles

Handle #1	Handle #2	Handle #3	Handle #4
\$252.40	\$258.10	\$257.25	\$274.25
252.40	258.10	257.25	274.25
260.55	266.25	265.40	282.40
260.55	266.25	265.40	282.40
276.80	282.50	281.65	298.65
276.80	282.50	281.65	298.65
260.55	266.25	265.40	282.40
276.80	282.50	281.65	298.65
260.55	266.25	265.40	282.40
264.60	270.30	269.45	286.45
260.55	266.25	265.40	282.40
315.80	321.50	320.65	337.65
317.30	323.00	322.15	339.15
367.30	373.00	372.15	389.15
304.70	310.40	309.55	326.55
326.60	332.30	331.45	348.45
281.00	286.70	285.85	302.85
287.50	293.20	292.35	309.35
304.65	310.35	309.50	326.50
236.10	241.80	240.95	257.95

Suffix Options

Option - Aerator Types

*-1F Aerator regularly furnished (-1M for the "S" spout or G60525 for the -T, -U and -V spouts) unless otherwise specified. Neither -1F or -1M is required in product ID when ordering. All others should be noted.

 -2F G62619 2.2 GPM [8.3 L] Vandal-resistant female aerator. \$14.70	 -3F G62620 0.5 GPM [1.9 L] Vandal-resistant female spray outlet. \$14.70	 -4F G62621 2.2 GPM [8.3 L] Vandal-resistant female laminar flow. \$19.55	 -5F G63509 2.0 GPM [7.6 L] Female spray outlet. \$24.45	 -6F G63258 Serrated tip for male spout. \$17.95
 -9F G63511 2.0 GPM [7.6 L] Female rotating aerator. \$22.00	 -10F G63413 3/4" [19 mm] Female garden hose connection. \$11.40	 -11F G63512 Female threaded single screen outlet. \$11.40	 -16F G66697 1.0 GPM [3.8 L] VR, PC Female Spray Outlet \$17.80	 -17F G66695 1.5 GPM [5.7 L] VR, PC Female Aerator 16.55
 -19F G67795 1.5 GPM [5.7 L] Anti-microbial female laminar flow outlet. \$30.60	 -21F G67816 1.0 GPM [3.8 L] Female laminar flow outlet. \$19.60	 -22F G67817 1.0 GPM [3.8 L] VR female laminar flow outlet. \$22.00	 -23F G67925 1.5 GPM [5.7 L] Female aerator. \$18.95	 -18F G66700 1.5 GPM [5.7 L] VR, PC Female Laminar Flow 19.20
 -2M G63506 2.2 GPM [8.3 L] Vandal-resistant male aerator. \$14.70	 -3M G63507 0.5 GPM [1.9 L] Vandal-resistant male spray outlet. \$14.70	 -4M G63508 2.2 GPM [8.3 L] Vandal-resistant male laminar flow. \$19.55	 -5M G62753 2.0 GPM [7.6 L] Male spray outlet \$24.45	 -6M G61318 Serrated tip for female spout. \$17.95
 -9M G63411 2.0 GPM [7.6 L] Male rotating aerator. \$22.00	 -10M G63414 3/4" [19mm] Male garden hose connection. \$11.40	 -11M G63384 Male threaded single screen outlet. \$11.40	 -16M G66698 1.0 GPM [3.8 L] VR, PC Male Spray Outlet \$17.80	 -17M G66699 1.5 GPM [5.7 L] VR, PC Male Aerator 16.55
 -19M G67796 1.5 GPM [5.7 L] Anti-microbial male laminar flow outlet. \$30.60	 -21M G67814 1.0 GPM [3.8 L] Male laminar flow outlet. \$19.60	 -22M G67815 1.0 GPM [3.8 L] VR male laminar flow outlet. \$22.00	 -23M G67924 1.5 GPM [5.7 L] Male aerator. \$18.95	 -18M G66701 1.5 GPM [5.7 L] VR, PC Male Laminar Flow 19.20

AquaSpec
Design Your Own Faucet



Standard Options

CF871 4 5 - option

Cast 8" Center Deck
Kitchen Faucet - Z87100

\$161.35



CF871 4 5 - HS

Cast 8" Center Deck Kitchen
Faucet with Hose and Spray -
Z87100-HS

\$203.70



Digit 4 - Spout Types

*The -T, -U and -V spouts are furnished with aerator G60525 only.
No other aerator options apply. +No aerator assembly required.



-A
G61062
3-1/2"
Centerline
gooseneck
spout.
\$48.90



-B
G61064
5-3/8"
Centerline
gooseneck
spout.
\$57.05



-C
G61067
8"
Centerline
gooseneck
spout.
\$73.30



-F
G61065
6" Cast
brass
spout.
\$57.05




-G
G61075
8" Cast
brass
spout.
\$73.30




-H
G61076
12" Tubular
brass swing
spout.
\$57.05



-I
G61298
14" Tubular
brass swing
spout.
\$61.10



-J
G61077
9-1/2"
Tubular
brass swing
spout.
\$57.05



-K
G61301
13" Double-
jointed brass
swing spout.
\$112.30



-N+
G60556
6" Centerline
cast vacuum
breaker spout
with 3/4"
hose thread.
\$163.80



-Q
G61737
6" Centerline
vacuum
breaker with
threaded
outlet spout.
\$101.20



-S**
G61310
8" Bent
riser
spout.
\$123.10



-T*
G60513
4-1/2"
Centerline
vacuum
breaker spout.
\$77.50



-U*
G60550
6" Centerline
vacuum
breaker
spout.
\$84.00



-V*
G61736
8" Centerline
vacuum
breaker
spout.
\$101.15

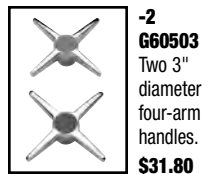


-Y
G66622
6" Tubular
brass spout.
\$32.60

Digit 5 - Handle Types



-1
G60501
Two 2-1/2"
lever
handles.
\$26.10



-2
G60503
Two 3"
diameter
four-arm
handles.
\$31.80



-3
G60515
Two 2"
dome lever
handles.
\$30.95



-4
G60504
Two 4"
wrist blade
handles.
\$47.25



-6
G60508
Two 6"
wrist blade
handles.
\$64.35

Standard Aerator Types



-1F*
G63504
2.2 GPM
[8.3 L]
PC female
aerator.
\$11.40



-1M**
G63505
2.2 GPM
[8.3 L]
PC male
aerator.
\$11.40

Quick Price Reference Chart

Z87100 Body \$161.35

Spout
A Spout (G61062)
A Spout with FC (G63217)
B Spout (G61064)
B Spout with FC (G61066)
C Spout (G61067)
C Spout with FC (G61068)
F Spout (G61065)
G Spout (G61075)
H Spout (G61076)
I Spout (G61298)
J Spout (G61077)
K Spout (G61301)
K-DJ18 Spout (G62494)
N Spout (G60556)
Q Spout (G61737)
S Spout (G61310)
T Spout (G60513)
U Spout (G60550)
V Spout (G61736)
Y Spout (G66622)



























Unit with Handles

Handle #1	Handle #2	Handle #3	Handle #4
\$236.35	\$242.05	\$241.20	\$258.20
236.35	242.05	241.20	258.20
244.50	250.20	249.35	266.35
244.50	250.20	249.35	266.35
260.75	266.45	265.60	282.60
260.75	266.45	265.60	282.60
244.50	250.20	249.35	266.35
260.75	266.45	265.60	282.60
244.50	250.20	249.35	266.35
248.55	254.25	253.40	270.40
244.50	250.20	249.35	266.35
299.75	305.45	304.60	321.60
301.25	306.95	306.10	323.10
351.25	356.95	356.10	373.10
288.65	294.35	293.50	310.50
310.55	316.25	315.40	332.40
264.95	270.65	269.80	286.80
271.45	277.15	276.30	293.30
288.60	294.30	293.45	310.45
220.05	225.75	224.90	241.90

Suffix Options

Option - Aerator Types

*-1F Aerator regularly furnished (-1M for the "S" spout or G60525 for the -T, -U and -V spouts) unless otherwise specified. Neither -1F or -1M is required in product ID when ordering. All others should be noted.

 -2F G62619 2.2 GPM [8.3 L] Vandal-resistant female aerator. \$14.70	 -3F G62620 0.5 GPM [1.9 L] Vandal-resistant female spray outlet. \$14.70	 -4F G62621 2.2 GPM [8.3 L] Vandal-resistant female laminar flow. \$19.55	 -5F G63509 2.0 GPM [7.6 L] Female spray outlet. \$24.45	 -6F G63258 Serrated tip for male spout. \$17.95
 -9F G63511 2.0 GPM [7.6 L] Female rotating aerator. \$22.00	 -10F G63413 3/4" [19 mm] Female garden hose connection. \$11.40	 -11F G63512 Female threaded single screen outlet. \$11.40	 -16F G66697 1.0 GPM [3.8 L] VR, PC Female Spray Outlet \$17.80 -17F G66695 1.5 GPM [5.7 L] VR, PC Female Aerator 16.55 -18F G66700 1.5 GPM [5.7 L] VR, PC Female Laminar Flow 19.20	
 -19F G67795 1.5 GPM [5.7 L] Anti-microbial female laminar flow outlet. \$30.60	 -21F G67816 1.0 GPM [3.8 L] Female laminar flow outlet. \$19.60	 -22F G67817 1.0 GPM [3.8 L] VR female laminar flow outlet. \$22.00	 -23F G67925 1.5 GPM [5.7 L] Female aerator. \$18.95	
 -2M G63506 2.2 GPM [8.3 L] Vandal-resistant male aerator. \$14.70	 -3M G63507 0.5 GPM [1.9 L] Vandal-resistant male spray outlet. \$14.70	 -4M G63508 2.2 GPM [8.3 L] Vandal-resistant male laminar flow. \$19.55	 -5M G62753 2.0 GPM [7.6 L] Male spray outlet \$24.45	 -6M G61318 Serrated tip for female spout. \$17.95
 -9M G63411 2.0 GPM [7.6 L] Male rotating aerator. \$22.00	 -10M G63414 3/4" [19mm] Male garden hose connection. \$11.40	 -11M G63384 Male threaded single screen outlet. \$11.40	 -16M G66698 1.0 GPM [3.8 L] VR, PC Male Spray Outlet \$17.80 -17M G66699 1.5 GPM [5.7 L] VR, PC Male Aerator 16.55 -18M G66701 1.5 GPM [5.7 L] VR, PC Male Laminar Flow 19.20	
 -19M G67796 1.5 GPM [5.7 L] Anti-microbial male laminar flow outlet. \$30.60	 -21M G67814 1.0 GPM [3.8 L] Male laminar flow outlet. \$19.60	 -22M G67815 1.0 GPM [3.8 L] VR male laminar flow outlet. \$22.00	 -23M G67924 1.5 GPM [5.7 L] Male aerator. \$18.95	

AquaSpec
Design Your Own Faucet



AQUASPEC REPAIR PARTS PRICE LIST

Female Aerators

Part No.	Description and Technical Information	List Price
G63504	1F: 2.2 GPM Pressure Compensating Female Aerator	\$11.40
G62619	2F: 2.2 GPM Vandal-Resistant Female Aerator	14.70
G62620	3F: 0.5 GPM Vandal-Resistant Female Spray Outlet	14.70
G62621	4F: 2.2 GPM Vandal-Resistant Female Laminar Flow Outlet	19.55
G63509	5F: 2.0 GPM Female Rosette Spray	24.45
G63258	6F: Female Serrated Tip for a Male Spout	17.95
G66696	7F: 1.0 GPM Pressure Compensating Female Spray Outlet	11.40
G65509	8F: Female Aspirator Pump for Goosenecks	89.60
G63511	9F: 2.0 GPM Female Rotating Aerator	22.00
G63413	10F: 3/4" Female Garden Hose Connection	11.40
G63512	11F: Female Threaded Single Screen Outlet	11.40
G66601	12F: Female Spout End Vacuum Breaker for Goosenecks	65.20
G67774	14F: Female 2.2 GPM Pressure Compensating Laminar Flow Outlet	14.70
G66697	16F: 1.0 GPM Vandal-Resistant Pressure Compensating Female Spray Outlet	17.80
G66695	17F: 1.5 GPM Vandal-Resistant Pressure Compensating Female Aerator	16.55
G66700	18F: 1.5 GPM Vandal-Resistant Pressure Compensating Female Laminar Flow	19.20
G67795	19F: 1.5 GPM Anti-Microbial Female Laminar Flow Outlet	30.60
G67816	21F: 1.0 GPM Female Laminar Flow Outlet	19.60
G67817	22F: 1.0 GPM Vandal-Resistant Female Laminar Flow Outlet	22.00
G67925	23F: 1.5 GPM Female Aerator	18.95

Male Aerators

Part No.	Description and Technical Information	List Price
G63505	1M: 2.2 GPM Pressure Compensating Male Aerator	\$11.40
G63506	2M: 2.2 GPM Vandal-Resistant Male Aerator	14.70
G63507	3M: 0.5 GPM Vandal-Resistant Male Spray Outlet	14.70
G63508	4M: 2.2 GPM Vandal-Resistant Male Laminar Flow Outlet	19.55
G62753	5M: 2.0 GPM Male Rosette Spray	24.45
G61318	6M: Male Serrated Tip for a Female Spout	17.95
G63561	7M: 1.0 GPM [.25 GPC] 13/16"-27 Male Spray Outlet	11.40
G65508	8M: Male Aspirator Pump for Laboratory Spouts (T, U, V)	89.60
G63411	9M: 2.0 GPM Male Rotating Aerator	22.00
G63414	10M: 3/4" Male Garden Hose Connection	11.40
G63384	11M: Male Threaded Single Screen Outlet	11.40
G66602	12M: Male Spout End Vacuum Breaker for Laboratory Spouts (T, U, and V)	65.20
G60525	2.0 GPM Aerator P Adapter for the T, U, and V Spouts	11.40
G67775	14M: Male 2.2 GPM Pressure Compensating Laminar Flow Outlet	14.70
G66698	16M: 1.0 GPM Vandal-Resistant Pressure Compensating Male Spray Outlet	17.80
G66699	17M: 1.5 GPM Vandal-Resistant Pressure Compensating Male Aerator	16.55
G66701	18M: 1.5 GPM Vandal-Resistant Pressure Compensating Male Laminar Flow	19.20
G67796	19M: 1.5 GPM Anti-Microbial Male Laminar Flow Outlet	30.60
G67814	21M: 1.0 GPM Male Laminar Flow Outlet	19.60
G67815	22M: 1.0 GPM Vandal-Resistant Male Laminar Flow Outlet	22.00
G67924	23M: 1.5 GPM Male Aerator	18.95

Aerator Adapters

Part No.	Description and Technical Information	List Price
58252001	Aerator Vandal-Resistant Wrench	\$0.95
60524001	Aerator Adapter for the T, U, and V Spouts/ 3/8 NPSM Male x 3/4-27 Male	3.30
61602001	Aerator Adapter 3/4-27 Male x 13/16-27 Male	3.30
61766001	Aerator Adapter 3/4-27 Female x 15/16-27 Female	3.30
62455001	Aerator Adapter 3/4-27 Female x 3/8-18 Female NPSM	3.30

Ceramic Disc Cartridges

Part No.	Description and Technical Information	List Price
59517001	Short Cold Quarter-Turn Ceramic Disc Cartridge	\$ 24.50
59517002	Short Hot Quarter-Turn Ceramic Disc Cartridge	24.50
59517003	Long Cold Quarter-Turn Ceramic Disc Cartridge	27.30
59517004	Long Hot Quarter-Turn Ceramic Disc Cartridge	27.30
G67771	Short Cartridge Replacement Pack Containing 59517001 and 002	53.70
G67772	Long Cartridge Replacement Pack Containing 59517003 and 004	61.10
G67771-6P	Six Pack: Short Cartridge Replacement Pack Containing six 59517001 and six 002	322.20
G67772-6P	Six Pack: Long Cartridge Replacement Pack Containing six 59517003 and six 004	366.60

Ceramic Disc XL Cartridges

Part No.	Description and Technical Information	List Price
59517005	Short Cold XL Quarter-Turn Ceramic Disc Cartridge	\$28.50
59517006	Short Hot XL Quarter-Turn Ceramic Disc Cartridge	28.50
59517007	Long Cold XL Quarter-Turn Ceramic Disc Cartridge	32.40
59517008	Long Hot XL Quarter-Turn Ceramic Disc Cartridge	32.40
G67922	Short Cold/Hot Quarter-Turn Ceramic Disc Cartridges	59.80
G67923	Long Cold/Hot Quarter-Turn Ceramic Disc Cartridges	68.00

Single Control Mixing Cartridges

Part No.	Description and Technical Information	List Price
63233001	Single Control Mixing Cartridge for Z823 and Z824	\$31.35
80242001	Single Control Mixing Cartridge for Z822	31.80
92882001	VR Single Control Mixing Cartridge for Z822	28.70
93354001	VR Single Control Mixing Cartridge for Z823 and Z824	41.25

Cover Plates

Part No.	Description and Technical Information	List Price
61534001	8" Cover Plate Assembly with Mounting Hardware for Z861, Z863, and Z825	\$100.70
G65333	4" Cover Plate Assembly with Mounting Hardware for Z861, Z863, and Z825	51.20
G65505	8" Cover Plate for the Z823 Faucet	125.85
G65506	4" Cover Plate for the Z822 Faucet	63.80
G65514	8" Cover Plate for the Z822 Faucet	125.85

Mixing Yokes

Part No.	Description and Technical Information	List Price
G61681	Suffix Option -MY: Mixing Yoke	\$47.00
G63361	Mixing Yoke for Z825, Z861, Z863	47.00
G63362	Mixing Yoke with Check Stops for Z826	55.40
G63363	Mixing Yoke with Check Stops for Z825, Z861, Z863	55.40

AQUASPEC REPAIR PARTS PRICE LIST

Supply Arms

Part No.	Description and Technical Information	List Price
G60528	Long Supply Arm and Integral Stop Assembly	\$46.35
G60551	Rough Chrome Long Supply Arm with Integral Stop Assembly	38.95
G63347	Short Supply Arm with Check Stops	48.55
G63364	Long Supply Arm with Check Stops	87.95
G65336	Short Supply Arm Standard	24.35
G66604	Deck Mount Supply Arm Assembly for the Z841 and Z842	42.00
G66605	Deck Mount Supply Arm Assembly with Check Stops for the Z841 and Z842	46.15
G66618	90° Supply Arm Elbow with Check Stops for Exposed Pipe Installation	52.85

Metering Parts

Part No.	Description and Technical Information	List Price
G60561	Handle Nut Assembly	\$14.20
G61754	Metering Valve (Sleeve and Poppet)	33.60
G65503	Cap Sealing Washer Assembly for Metering Handle Nut	2.55
G67787	Metering Shank Filter Assembly	5.30
G67889	Metering Repair Kit	53.05

Body Assembly Parts and Mounting Hardware

Part No.	Description and Technical Information	List Price
59440001	Handle Nut	\$ 2.95
59532001	Brass Coupling Nut 1/2"	2.15
60077001	Widespread Cartridge Cap	3.60
60078001	Widespread Cartridge Escutcheon	8.90
60080001	Widespread Gooseneck Pop-Up Base w/o Lift Rod Hole	19.80
60080002	Widespread Gooseneck Pop-Up Base with Lift Rod Hole	20.15
60082001	Tall Threaded Bell Escutcheon	9.50
60144001	Widespread Shank Seal	1.00
60145001	Widespread Shank Nut (for -ICT only)	2.35
60145002	Widespread Flex Mount Shank Nut	0.95
60146001	Widespread Base Mounting Nut	2.05
60147001	Widespread Base Mounting Washer	1.00
60148001	Widespread Base Mounting Gasket	0.95
60249332	Widespread Stainless Steel Flex Hose	6.20
60382001	Widespread Fitting Washer	0.80
60383001	E Type Retaining Ring	0.60
60444001	Widespread Body Friction Washer	1.10
60444002	Widespread Friction Washer	1.35
60445001	Widespread Body Mounting Nut	3.90
60455001	Widespread Gasket	0.45
60467001	Centerset Gooseneck Base (New Style)	20.95
60467002	Kitchen Faucet Base with C/L Mark	16.15
60505001	Pop-Up Drain Assembly (-P)	47.00
60807001	Handle Nut (for #7 Handle Option)	16.55
60816001	Widespread Metering Escutcheon	5.30
61276002	Widespread Flex Mount Base Assembly with Hole	21.15
61276003	Widespread Flex Mount Base Assembly	19.40
61283002	Flex Mount Tee Assembly with Third Water Way (Flex Only)	42.00
61319001	Kitchen Hose and Spray Assembly (Standard -HS Option)	42.00
61406001	Widespread Flat Handle Escutcheon (#3, #5 Handles Only)	5.30
61488001	Cover Plate Stud	1.80
61625001	Extension -2XT	21.15
61625002	Extension -5XT	45.80
63534001	Plug for the Lift Rod Hole for Z81200-P	0.45

Body Assembly Parts and Mounting Hardware, continued

Part No.	Description and Technical Information	List Price
G60502	Mounting and Coupling Nuts	\$ 1.45
G60530	Copper Supply Tubes for the Z822, Z823, Z824	14.95
G61073	Mounting Bag for the Z826	6.30
G61080	ICT Mounting Hardware Bag	16.65
G61859	Flex Mounting Hardware Bag	32.25
G63241	Mounting Components for Z82200	31.40
G63272	Brass Mounting Nuts	10.45
G63366	Mounting Nuts (Pair)	8.00
G63367	Mounting Nut (Single)	5.00
G65335	Tee Assembly for Z831 Flex	33.25
G65339	Mounting Hardware for -P	34.10
G67915	Copper Supply Tubes for the Z826	53.40

Single Handles

Part No.	Description and Technical Information	List Price
G61071	Single Handle Option #1: 2-1/2" Lever Handle	\$13.70
G61072	Single Handle Option #2: 3" Diameter Four-Arm Handle	17.30
G60573	Single Handle Option #3: 2" Dome Lever Handle	15.50
G60574	Single Handle Option #4: 4" Wrist Blade Handle	35.55
G60576	Single Handle Option #6: 6" Wrist Blade Handle	42.20
G63464	Single Handle Option #7: Tee Handle (No Indexes Available)	9.55

Handle Bag Contains: One Handle, One Red Index, One Blue Index, One Black Index, and One 10-32 x .75 Phillips Head Screw.

Pair of Handles

Part No.	Description and Technical Information	List Price
G60501	Handle Option #1: Two 2-1/2" Lever Handles	\$26.10
G60503	Handle Option #2: Two 3" Diameter Four-Arm Handles	31.80
G60515	Handle Option #3: Two 2" Dome Lever Handles	30.95
G60504	Handle Option #4: Two 4" Wrist Blade Handles	47.25
G60508	Handle Option #6: Two 6" Wrist Blade Handles	64.35

Handle Bag Contains: Two Handles, One Red Index, One Blue Index, and Two 10-32 x .75 Phillips Head Screws.

Metering Handles

Part No.	Description and Technical Information	List Price
G60522	Single Tempered Push Handle Assembly Metering	\$24.45
G61640	Single Hot Metering Handle	24.45
G61641	Single Cold Metering Handle	24.45
G61830	Hot and Cold Metering Handle	45.65

Handle Bag Contains: Index, Setscrew, and Handle.

G66678	Single Hot Institutional Metering Handle	28.80
G66679	Single Cold Institutional Metering Handle	28.80
G66680	Single Tempered Institutional Metering Handle	28.80
G66681	Metering Rocker Handle, Hot	35.15
G66682	Metering Rocker Handle, Cold	35.15
G66683	Metering Rocker Handle, Tempered	35.15

(Does not include index and setscrew.)

AQUASPEC REPAIR PARTS PRICE LIST

Handle Parts

Part No.	Description and Technical Information	List Price
59454001	Red Plastic Index Button for Handles	\$ 0.45
59454002	Blue Plastic Index Button for Handles	0.45
59454003	Black Plastic Index Button for Handles	0.45
60460001	Red Plastic Index Button for Metering Handles	0.45
60460002	Blue Plastic Index Button for Metering Handles	0.45
60460003	Black Plastic Index Button for Metering Handles	0.45
62464001	10-32 x .75 Stainless Steel Phillips Handle Screw	0.45
62705001	Metering Handle Setscrew	0.45
63234001	1/4" Knurled Cup Point Setscrew for Single Control Handle	0.45
G60500	One Hot and One Cold Index Bag	0.95
G63237	Single Control Handle Assembly	66.45
G60548	Color-Coded Index Bag: Red/Black/Blue	1.45
G60558	Metering Index Bag: Blue, Black, Red	1.45
G60562	Indexes Metering Hot and Cold	0.95
G66684	Decorative Hot/Cold Indexes	9.50

Spouts

Part No.	Description and Technical Information	List Price
G61062	'A' Spout: 3-1/2" Centerline Gooseneck Spout	\$ 48.90
G63217	'A' Spout -FC: 3-1/2" Centerline Gooseneck Spout with Laminar Flow Control	48.90
G63455	140° Restricted Swing 'A' Spout	176.20
G61064	'B' Spout: 5-3/8" Centerline Gooseneck Spout	57.05
G61066	'B' Spout -FC: 5-3/8" Centerline Gooseneck Spout with Laminar Flow Control	57.05
G63456	140° Restricted Swing 'B' Spout	176.20
G61067	'C' Spout: 8" Centerline Gooseneck Spout	73.30
G61068	'C' Spout -FC: 8" Centerline Gooseneck Spout with Laminar Flow Control	73.30
G63457	140° Restricted Swing 'C' Spout	176.20
G66620	'C-10' Spout: 10" Centerline Gooseneck Spout	105.90
G61920	'D' Spout: 7-1/2" Cast Vacuum Breaker Spout with Bottom Support and Pipe Brace	75.30
G61922	'D' Spout (-LVB): 7-1/2" Cast Spout with Threaded Outlet and Pail Hook	121.85
G61995	'E' Spout: Wall-Mounted 7-1/2" Cast Spout Top Brace and Pail Hook	51.70
G61065	'F' Spout: 6" Cast Brass Spout	57.05
G61075	'G' Spout: 8" Cast Brass Spout	73.30
G61076	'H' Spout: 12" Tubular Brass Swing Spout	57.05
G61298	'I' Spout: 14" Tubular Brass Swing Spout	61.10
G61077	'J' Spout: 9-1/2" Tubular Brass Swing Spout	57.05
G66619	'J-18' Spout: 18" Tubular Brass Swing Spout	114.05
G61301	'K' Spout: 13" Double-Jointed Brass Swing Spout	112.30
G63510	DJ-18 Lower Spout Assembly for Use with 'K' Spout	29.55
G62494	'K-DJ-18' Spout: Used with the K Spout for 18" Length	113.80
G61078	Lower Spout Assembly for 'K' Spout	37.50
G60553	'L' Spout (Rough Chrome): 2-1/2" Vacuum Breaker Spout with Integral 3/4" Hose Thread	84.70
G60526	'L' Spout: 2-1/2" Vacuum Breaker Spout with Integral 3/4" Hose Thread	92.85
G60554	'M' Spout: 5" Vacuum Breaker Spout with Wall Brace	145.00
G60555	'M' Spout (Rough Chrome): 5" Vacuum Breaker Spout with Wall Brace	127.10
G60556	'N' Spout: 6" Centerline Cast Vacuum Breaker Spout with 3/4" Hose Thread	163.80
G60557	'N' Spout Less Hook (Rough Chrome): 6" Centerline Cast Vacuum Breaker Spout with 3/4" Hose Thread	143.35
G61737	'Q' Spout: 6" Centerline Cast Vacuum Breaker Spout with Hose Thread	101.20

Spouts, continued

Part No.	Description and Technical Information	List Price
G63515	'R' Spout for Flex: 5" Centerline Low Profile Spout	\$ 60.10
G63516	'R' Spout for Flex with -P Hole: 5" Centerline Low Profile Spout	60.10
G65324	'R' Spout for ICT: 5" Centerline Low Profile Spout	60.10
G65325	'R' Spout for ICT with -P Hole: 5" Centerline Low Profile Spout	60.10
G61310	'S' Spout: 8" Bent Riser Spout	123.10
G60513	'T' Spout: 4-1/2" Centerline Vacuum Breaker Spout	77.50
G60550	'U' Spout: 6" Centerline Vacuum Breaker Spout	84.00
G61736	'V' Spout: 8" Centerline Vacuum Breaker Spout	101.20
G65334	140° Restricted Swing 'J' Spout	76.10

Spouts are shipped completed with a 5/8" spout nut.

(Aerators must be ordered separately.)

XL Spouts

Part No.	Description and Technical Information	List Price
G67851	'A' Spout: 3-1/2" Centerline Gooseneck	\$ 52.80
G67852	'B' Spout: 5-3/8" Centerline Gooseneck	61.60
G67853	'C' Spout: 8" Centerline Gooseneck	79.20
G67856	'A' Spout: 3-1/2" Flow Control Centerline	52.80
G67857	'B' Spout: 5-3/8" Flow Control Centerline	61.60
G67858	'C' Spout: 8" Flow Control Centerline	79.20
G67866	'R' Spout: 5" Centerline Flex Connection with Pop-up	64.90
G67867	'R' Spout: 5" Centerline Flex Connection	64.90
G67868	'R' Spout: 5" Centerline Low Profile -ICT	61.60
G67869	'R' Spout: 5" Centerline Low Profile -ICT with Pop-up	61.60
G67890	'F' Spout: 6" Cast Brass	61.60
G67891	'G' Spout: 8" Cast Brass	79.20
G67892	'H' Swing Spout: 12" Tubular Brass	61.60
G67893	'I' Swing Spout: 14" Tubular Brass	61.60
G67894	'J' Swing Spout 9-1/2" Tubular Brass	61.60
G67895	'K' Swing Spout: 13" Double-Jointed Brass	122.90
G67983	'A' Swing Spout: 140° Restricted	93.40
G67984	'B' Swing Spout: 140° Restricted	103.60
G67985	'C' Swing Spout: 140° Restricted	88.55
G67986	'S' Swing Spout: 140° Restricted	88.55
G67987	'J' Swing Spout: 140° Restricted	91.50

Spout Parts

Part No.	Description and Technical Information	List Price
58155018	Gooseneck O-ring	\$ 0.70
59435001	Spout Nut	4.95
59436001	Rigid Washer for Spouts	0.45
59441001	Bearing Washer	2.90
59459001	Spout Seal	1.20
59460001	Retaining Ring	1.00
59666001	Split Swing Washer	0.65
60510001	2.0 GPM Flow Control Assembly	6.20
60549001	Friction Washer	0.85
60951001	3/8" Vacuum Breaker Polished Chrome Plated	22.35
61896001	Pre-Rinse Hose Spring	40.75
62301001	VB Repair Kit 1/2"	12.35
63219001	VB Repair Kit 3/8"	12.95
G60523	Spout Repair Kit Swing Only (Contains: 59441001, 59460001, and 59459001)	5.00
G61924	2XT Brace Assembly	40.75
G61928	5XT Brace Assembly	45.65

AQUASPEC REPAIR PARTS PRICE LIST

Pre-Rinse Repair Parts

Part No.	Description and Technical Information	List Price
92407001	Pre-Rinse Valve Repair Kit (New Style)	\$18.10
G66001	Self-Closing Cartridge (Old Style)	39.10
G66002	Spray-Face Repair Kit (Old Style)	24.45
G66004	Handle, Washer, and Ring (Old Style)	26.10
G66005	M x F Adapter and Washers	19.55

Foot Pedal Parts

Part No.	Description and Technical Information	List Price
59738001	Foot Pedal Spring (Left)	\$ 0.85
59738002	Foot Pedal Spring (Right)	2.20
59739001	Foot Pedal Screw	0.95
59742001	Foot Pedal Screw	1.20
59742002	Foot Pedal Screw	0.70
59743001	Elongated Nut	4.80
59744002	Foot Pedal Pivot Plate	2.35
59843001	Foot Pedal Pivot Plate Bolt	2.55
59845001	Foot Pedal Bracket	16.80
59845002	Foot Pedal Bracket	16.80
60749001	Foot Pedal Screw	1.85
60751001	Foot Pedal Ground Joint Adapter	6.70
60751002	Ground Joint Adapter	10.10
60752001	Foot Pedal Nut	4.80
60806001	Foot Pedal Stop Body	10.00
60807001	Foot Pedal Stop Nut	16.55
80348001	Short Foot Pedal with No Marking	11.90
80348002	Short Foot Pedal Marked "H"	11.90
80348003	Short Foot Pedal Marked "C"	11.90
80428001	Long Foot Pedal with No Marking	45.50
80428002	Long Foot Pedal Marked "H"	45.50
80428003	Long Foot Pedal Marked "C"	45.50
80499001	Medium Foot Pedal with No Marking	23.50
80499002	Medium Foot Pedal Marked "H"	23.50
80499003	Medium Foot Pedal Marked "C"	23.50
G62682	Poppet Assembly for Foot Pedal (Old Style)	29.80
G61683	Cartridge Assembly for Foot Pedal (Old Style)	20.15
G65503	Cap Sealing Washer Assembly for Metering Handle Nut	2.55
G63229	Foot Pedal Stop Body Assembly	69.05
G66001	Self-Closing Valve Replacement Cartridge	39.10

AQUASPEC REPAIR PARTS PRICE LIST

Numerical Listing

Part No.	Description and Technical Information	List Price
58155009	Double Laboratory Copper Supply Tube O-ring	\$ 0.40
58155011	O-ring	0.65
58155013	Service Supply Sink Arm Integral Stop O-ring	0.65
58155014	Supply Arm Fitting O-ring	0.65
58155017	O-ring (Replaced by 62499107)	0.65
58155019	Centerset Gooseneck Base O-ring	0.45
58155020	O-ring	0.65
58155021	Widespread Body O-ring	0.65
58155024	O-ring	1.35
58155128	O-ring	1.35
58252001	Vandal-Resistant Wrench	0.95
58314042	Metering Handle Setscrew (Replaced by 62705001)	0.00
59435001	Spout Nut	4.95
59436001	Rigid Washer for Spouts	0.45
59440001	Handle Nut	2.95
59441001	Bearing Washer	2.90
59454001	Red Plastic Index Button for Handles	0.45
59454002	Blue Plastic Index Button for Handles	0.45
59454003	Black Plastic Index Button for Handles	0.45
59459001	Spout Seal	1.20
59460001	Retaining Ring	1.00
59517001	Short Cold Quarter-Turn Ceramic Disc Cartridge	24.50
59517002	Short Hot Quarter-Turn Ceramic Disc Cartridge	24.50
59517003	Long Cold Quarter-Turn Ceramic Disc Cartridge	27.30
59517004	Long Hot Quarter-Turn Ceramic Disc Cartridge	27.30
59517005	Short Cold XL Quarter-Turn Ceramic Disc Cartridge	28.50
59517006	Short Hot XL Quarter-Turn Ceramic Disc Cartridge	28.50
59517007	Long Cold XL Quarter-Turn Ceramic Disc Cartridge	32.40
59517008	Long Hot XL Quarter-Turn Ceramic Disc Cartridge	32.40
59532001	Brass Coupling Nut - 1/2"	2.15
59536001	Service Sink Integral Stop	2.85
59666001	Split Swing Washer	0.65
59667001	Service Sink Integral Stop Cap	1.60
59738001	Foot Pedal Spring (Left)	0.85
59738002	Foot Pedal Spring (Right)	2.20
59742001	Foot Pedal Screw	1.20
59742002	Foot Pedal Screw	0.70
59744002	Foot Pedal Pivot Plate	2.35
59748001	Gasket	1.15
60077001	Widespread Cartridge Cap	3.60
60078001	Widespread Cartridge Escutcheon	8.90
60082001	Tall Threaded Bell Escutcheon	9.50
60144001	Widespread Shank Seal	1.00
60145001	Widespread Shank Nut (for -ICT only)	2.35
60145002	Widespread Flex Mount Shank Nut	0.95
60146001	Widespread Base Mounting Nut	2.05
60147001	Widespread Base Mounting Washer	1.00
60148001	Widespread Base Mounting Gasket	0.95
60249332	Widespread Stainless Steel Flex Hose	6.20
60382001	Widespread Fitting Washer	0.80
60383001	E Type Retaining Ring	0.60
60399001	Friction Seal Washer	0.25
60434001	13/16-27 Male x 55/64-27 Male Adapter for Aerators	4.45
60435001	3/4-27 Female x 55/64-27 Male Adapter	4.45
60444001	Widespread Body Friction Washer	1.10
60444002	Widespread Friction Washer	1.35
60445001	Widespread Body Mounting Nut	3.90
60446001	Metering Adjustment Nut	1.35
60449001	Metering Cap Sealing Plastic Washer	0.25
60455001	Widespread Gasket	0.45
60460001	Red Plastic Index Button for Metering Handles	0.45

Numerical Listing

Part No.	Description and Technical Information	List Price
60460002	Blue Plastic Index Button for Metering Handles	\$ 0.45
60460003	Black Plastic Index Button for Metering Handles	0.45
60486001	Diverter	8.15
60488001	1-1/4" Grid Strainer Drain/Suffix Option -G	31.90
60488002	1-1/4" Offset Handicap Grid Drain/Suffix Option -GH	58.30
60489001	Sealing Washer	0.75
60505001	Pop-Up Drain 1-1/4"	47.00
60510001	2.0 GPM Flow Control Assembly	6.20
60524001	Aerator Adapter for the T, U, and V Spouts/ 3/8 NPSM Male x 3/4-27 Male	3.30
60549001	Friction Washer	0.85
60549002	Friction Washer	0.85
60749001	Foot Pedal Screw	1.85
60751001	Foot Pedal Ground Joint Adapter	6.70
60751002	Ground Joint Adapter	10.10
60752001	Foot Pedal Nut	4.80
60806001	Foot Pedal Stop Body	10.00
60807001	Foot Pedal Stop Nut and Handle Nut for #7 Handle Option	16.95
60816001	Widespread Metering Escutcheon	5.30
60951001	3/8" Vacuum Breaker Polished Chrome Plated	22.35
61276002	Widespread Flex Mount Base Assembly with Hole	21.15
61276003	Widespread Flex Mount Base Assembly	19.40
61283002	Flex Mount Tee Assembly with Third Water Way (Flex Only)	42.00
61406001	Widespread Flat Handle Escutcheon (#3 and #5 Handles Only)	5.30
61488001	Cover Plate Stud	1.80
61524001	Shower Valve Sleeve	12.35
61575001	Nipple	7.05
61586001	Teardrop Escutcheon	10.60
61602001	Aerator Adapter 3/4-27 Male x 13/16-27 Male	3.30
61606001	4" Cover Plate Gasket	2.95
61614003	Brass Nut	1.75
61625001	Extension -2XT	21.15
61625002	Extension -5XT	45.80
61700001	Riser Outlet Adapter	45.80
61727001	Riser Support Bracket	33.10
61729001	Retaining Nut	1.25
61766001	Aerator Adapter 3/4-27 Female x 15/16-27 Female	3.30
61808001	Mixing Yoke Gasket	1.25
61870001	Check Stop Assembly	13.70
61896001	Pre-Rinse Hose Spring	40.75
62301001	VB Repair Kit 1/2"	12.35
62455001	Aerator Adapter 3/4-27 Female x 3/8-18 Female NPSM	3.30
62464001	10-32 x .75 Stainless Steel Phillips Handle Screw	0.45
62705001	Metering Handle Setscrew	0.45
63219001	VB Repair Kit 3/8"	12.95
63233001	Single Control Mixing Cartridge for Z823 and Z824	31.35
63234001	1/4" Knurled Cup Point Setscrew for Single Control Handle	0.45
63534001	Plug for the Lift Rod Hole	0.45
80242001	Single Control Mixing Cartridge for Z822	31.80
80348001	Short Foot Pedal with No Marking	11.90
80348002	Short Foot Pedal Marked "H"	11.90
80348003	Short Foot Pedal Marked "C"	11.90
80428001	Long Foot Pedal with No Marking	45.50
80428002	Long Foot Pedal Marked "H"	45.50
80428003	Long Foot Pedal Marked "C"	45.50
80499001	Medium Foot Pedal with No Marking	23.50
80499002	Medium Foot Pedal Marked "H"	23.50
80499003	Medium Foot Pedal Marked "C"	23.50
92407001	Pre-Rinse Valve Repair Kit (New Style)	18.10
92882001	VR Single Control Mixing Cartridge for Z822	28.70

AQUASPEC REPAIR PARTS PRICE LIST

Numerical Listing

Part No.	Description and Technical Information	List Price
93354001	VR Single Control Mixing Cartridge for Z823 and Z824	\$ 41.25
G60500	One Hot and One Cold Index Bag	0.95
G60501	Handle Option #1: Two 2-1/2" Lever Handles	26.06
G60502	Mounting and Coupling Nuts	1.45
G60503	Handle Option #2: Two 3" Diameter Four-Arm Handles	31.76
G60504	Handle Option #4: Two 4" Wrist Blade Handles	47.25
G60508	Handle Option #6: Two 6" Wrist Blade Handles	64.35
G60513	'T' Spout: 4-1/2" Centerline Vacuum Breaker Spout	77.50
G60515	Handle Option #3: Two 2" Dome Lever Handles	30.95
G60522	Single Tempered Push Handle Assembly Metering	24.45
G60523	Spout Repair Kit Swing Only (Contains: 59441001, 59460001, and 59459001)	5.00
G60525	2.0 GPM Aerator with Adapter for the T, U, and V Spouts	3.25
G60526	'L' Spout: 2-1/2" Vacuum Breaker Spout with Integral 3/4" Hose Thread	92.85
G60528	Long Supply Arm and Integral Stop Assembly	46.35
G60530	Copper Supply Tubes for the Z826 Laboratory Faucet	14.95
G60548	Color-Coded Index Bag: Red/Black/Blue	1.45
G60550	U Spout: 6" Centerline Vacuum Breaker Spout	84.00
G60551	Rough Chrome - Long Supply Arm with Integral Stop Assembly	38.95
G60553	'L' Spout (Rough Chrome): 2-1/2" Vacuum Breaker Spout with Integral 3/4" Hose Thread	84.70
G60554	'M' Spout: 5" Vacuum Breaker Spout with Wall Brace	145.00
G60555	'M' Spout (Rough Chrome): 5" Vacuum Breaker Spout with Wall Brace	127.10
G60556	'N' Spout: 6" Centerline Cast Vacuum Breaker Spout with 3/4" Hose Thread	163.80
G60557	'N' Spout Less Hook (Rough Chrome): 6" Centerline Cast Vacuum Breaker Spout with 3/4" Hose Thread	143.45
G60558	Metering Index Bag/Blue, Black, Red	1.45
G60561	Handle Nut Assembly	14.20
G60562	Indexes Metering Hot and Cold	0.95
G60573	Single Handle Option #3: 2" Dome Lever Handle	15.50
G60574	Single Handle Option #4: 4" Wrist Blade Handle	35.95
G60576	Single Handle Option #6: 6" Wrist Blade Handle	42.20
G61062	'A' Spout: 3-1/2" Centerline Gooseneck Spout	48.90
G61064	'B' Spout: 5-3/8" Centerline Gooseneck Spout	57.05
G61065	'F' Spout: 6" Cast Brass Spout	57.05
G61066	'B' Spout -FC: 5-3/8" Centerline Gooseneck Spout with Laminar Flow Control	57.05
G61067	'C' Spout: 8" Centerline Gooseneck Spout	73.30
G61068	'C' Spout -FC: 8" Centerline Gooseneck Spout with Laminar Flow Control	73.30
G61071	Single Handle Option #1: 2-1/2" Lever Handle	13.70
G61072	Single Handle Option #2: 3" Diameter Four-Arm Handle	17.30
G61073	Mounting Bag for the Z826	6.30
G61075	'G' Spout: 8" Cast Brass Spout	73.30
G61076	'H' Spout: 12" Tubular Brass Swing Spout	57.05
G61077	'J' Spout: 9-1/2" Tubular Brass Swing Spout	57.05
G61078	Lower Spout Assembly for K Spout	37.50
G61080	ICT Mounting Hardware Bag	16.65
G61298	'I' Spout: 14" Tubular Brass Swing Spout	61.10
G61301	'K' Spout: 13" Double-Jointed Brass Swing Spout	112.30
G61310	'S' Spout: 8" Bent Riser Spout	123.10
G61318	6M: Male Serrated Tip for a Female Spout	17.95
G61320	Suffix Option -WHK: Wall Hook for Service Sink Hose	27.70
G61321	Suffix Option -5H: 5" Service Faucet Hose	27.70
G61640	Single Hot Metering Handle	24.45
G61641	Single Cold Metering Handle	24.45
G61681	Suffix Option -MY: Mixing Yoke	47.00

Numerical Listing

Part No.	Description and Technical Information	List Price
G61683	Cartridge Assembly for Foot Pedal (Old Style)	\$ 20.15
G61736	'V' Spout: 8" Centerline Vacuum Breaker Spout	101.20
G61737	'Q' Spout: 6" Centerline Cast Vacuum Breaker Spout with Hose Thread	101.20
G61754	Metering Valve (Sleeve and Poppet)	33.60
G61830	Hot and Cold Metering Handle	45.65
G61859	Flex Mounting Hardware Bag	32.25
G61920	'D' Spout : 7-1/2" Cast Vacuum Breaker Spout with Bottom Support and Pipe Brace	75.30
G61922	'D' Spout (-LVB): 7-1/2" Cast Spout with Threaded Outlet and Pail Hook	121.85
G61924	2XT Brace Assembly	40.75
G61928	5XT Brace Assembly	45.65
G61994	Escutcheon Bag Single for Shower Valve	6.30
G61995	'E' Spout: Wall-Mounted 7-1/2" Cast Spout Top Brace and Pail Hook	51.70
G61999	Tear Drop Escutcheon	9.75
G62494	K- DJ-18 Spout: Used with the K Spout for 18" Length	113.80
G62619	2F: 2.2 GPM Vandal-Resistant Female Aerator	14.70
G62620	3F: 0.5 GPM Vandal-Resistant Female Spray Outlet	14.70
G62621	4F: 2.2 GPM Vandal-Resistant Female Laminar Flow Outlet	19.55
G62642	'X' Spout for AF: 36" Stainless Steel Hose and Pipe Support	192.15
G62682	Poppet Assembly for Foot Pedal (Old Style)	29.80
G62753	5M: 2.0 GPM Male Rosette Spray	24.45
G63217	'A' Spout -FC: 3-1/2" Centerline Gooseneck Spout with Laminar Flow Control	48.90
G63229	Foot Pedal Stop Body Assembly	69.05
G63237	Single Control Handle Assembly	66.45
G63241	Mounting Components for Z82200	31.40
G63247	SK1: 3/8" Male x 4-3/4" Male Shank with Hardware (Lab Flange)	22.15
G63258	6F: Female Serrated Tip for a Male Spout	17.95
G63272	Brass Mounting Nuts	10.45
G63320	SK Shank Assembly for Turrets 3/8" Male x 3" Male Shank with Hardware	22.25
G63347	Short Supply Arm with Check Stops	48.55
G63361	Mixing Yoke for Z825, Z861, Z863	47.00
G63362	Mixing Yoke with Check Stops for Z826	55.40
G63363	Mixing Yoke with Check Stops for Z825, Z861, Z863	55.40
G63364	Long Supply Arm with Check Stops	87.95
G63366	Mounting Nuts (Pair)	8.00
G63367	Mounting Nut (Single)	5.00
G63377	SK2 Assembly (Pair of 2-13/16")	44.45
G63384	11M: Male Threaded Single Screen Outlet	11.40
G63411	9M: 2.0 GPM Male Rotating Aerator	22.00
G63413	10F: 3/4" Female Garden Hose Connection	11.40
G63414	10M: 3/4" Male Garden Hose Connection	11.40
G63455	140° Restricted Swing A Spout	176.20
G63456	140° Restricted Swing B Spout	176.20
G63457	140° Restricted Swing C Spout	176.20
G63464	Single Handle Option #7: Tee Handle (No Indexes Available)	9.55
G63504	1F: 2.2 GPM Pressure Compensating Female Aerator	11.40
G63505	1M: 2.2 GPM Pressure Compensating Male Aerator	11.40
G63506	2M: 2.2 GPM Vandal-Resistant Male Aerator	14.70
G63507	3M: 0.5 GPM Vandal-Resistant Male Spray Outlet	14.70
G63508	4M: 2.2 GPM Vandal-Resistant Male Laminar Flow Outlet	19.55
G63509	5F: 2.0 GPM Female Rosette Spray	24.45
G63510	DJ-18 Lower Spout Assembly for Use with K Spout	29.55
G63511	9F: 2.0 GPM Female Rotating Aerator	22.00
G63512	11F: Female Threaded Single Screen Outlet	11.40

AQUASPEC REPAIR PARTS PRICE LIST

Numerical Listing

Part No.	Description and Technical Information	List Price
G63515	R Spout for Flex: 5" Centerline Low Profile Spout	\$ 60.10
G63516	R Spout for Flex with -P Hole: 5" Centerline Low Profile Spout	60.10
G63561	7M: 1.0 GPM [.25 GPC] 13/16"-27 Male Spray Outlet	11.40
G65300	3/4" Cast Wall Escutcheon	5.55
G65324	R Spout for ICT: 5" Centerline Low Profile Spout	60.10
G65325	R Spout for ICT with -P Hole: 5" Centerline Low Profile Spout	60.10
G65335	Tee Assembly for Z831 Flex	33.25
G65336	Short Supply Arm Standard	24.35
G65339	Mounting Hardware for -P Widespread	34.10
G65503	Cap Sealing Washer Assembly for Metering Handle Nut	2.55
G65505	8" Cover Plate for the Z823 Faucet	125.85
G65506	4" Cover Plate for the Z822 Faucet	63.80
G65508	8M: Male Aspirator Pump for Laboratory Spouts (T, U, and V)	89.60
G65509	8F: Female Aspirator Pump for Goosenecks	89.60
G65514	8" Cover Plate for the Z822 Faucet	125.85
G65334	140° Restricted Swing 'J' Spout	76.10
G66001	Self-Closing Cartridge	40.25
G66002	Spray-Face Repair Kit	25.20
G66004	Handle, Washer, and Ring	26.85
G66005	M x F Adapter and Washers	20.15
G66601	12F: Female Spout End Vacuum Breaker for Goosenecks	65.20
G66602	12M: Male Spout End Vacuum Breaker for Laboratory Spouts (T, U, and V)	65.20
G66604	90° Supply Arm Assembly for the Z841 and Z842	42.00
G66605	90° Supply Arm Assembly with Check Stops for the Z841 and Z842	46.15
G66618	90° Supply Arm Elbow with Check Stops for Exposed Pipe Installation	52.85
G66619	J-18 Spout: 18" Tubular Brass Swing Spout	114.05
G66620	C-10 Spout: 10" Centerline Gooseneck Spout	105.90
G66678	Single Hot Institutional Metering Handle	28.80
G66679	Single Cold Institutional Metering Handle	28.80
G66680	Single Tempered Institutional Metering Handle	28.80
G66681	Single Hot Rocker Handle	35.15
G66682	Single Cold Rocker Handle	35.15
G66683	Single Tempered Rocker Handle	35.15
G66684	Decorative Hot/Cold Indexes	9.50
G66695	17F: 1.5 GPM Vandal-Resistant Pressure Compensating Female Aerator	16.55
G66696	7F: 1.0 GPM Pressure Compensating Female Spray Outlet	11.40
G66697	16F: 1.0 GPM Vandal-Resistant Pressure Compensating Female Spray Outlet	17.80
G66698	16M: 1.0 GPM Vandal-Resistant Pressure Compensating Male Spray Outlet	17.80
G66699	17M: 1.5 GPM Vandal-Resistant Pressure Compensating Male Aerator	16.55
G66700	18F: 1.5 GPM Vandal-Resistant Pressure Compensating Female Laminar Flow	19.20

Numerical Listing

Part No.	Description and Technical Information	List Price
G66701	18M: 1.5 GPM Vandal-Resistant Pressure Compensating Male Laminar Flow	\$ 19.20
G67771	Short Cartridge Replacement Pack Containing (59517001 and 002)	53.70
G67771-6P	Six Pack: Short Cartridge Replacement Pack Containing six 59517001 and six 002	322.20
G67772	Long Cartridge Replacement Pack Containing (59517003 and 004)	61.10
G67772-6P	Six Pack: Long Cartridge Replacement Pack Containing six 59517003 and six 004	366.60
G67774	14F: Female 2.2 GPM Pressure Compensating Laminar Flow Outlet	14.70
G67775	14M: Male 2.2 GPM Pressure Compensating Laminar Flow Outlet	14.70
G67778	Z81000-EXT Handle	46.30
G67787	Metering Shank Filter Assembly	5.30
G67795	19F: 1.5 GPM Anti-Microbial Female Laminar Flow	30.60
G67796	19M: 1.5 GPM Anti-Microbial Male Laminar Flow	30.60
G67814	21M: 1.0 GPM Male Laminar Flow	19.60
G67815	22M: 1.0 GPM Vandal-Resistant Male Laminar Flow Outlet	22.00
G67816	21F: 1.0 GPM Female Laminar Flow Outlet	19.60
G67817	22F: 1.0 GPM Vandal-Resistant Female Laminar Flow Outlet	22.00
G67851	'A' Spout: 3-1/2" Centerline Gooseneck	52.80
G67852	'B' Spout: 5-3/8" Centerline Gooseneck	61.60
G67853	'C' Spout: 8" Centerline Gooseneck	79.20
G67856	'A' Spout: 3-1/2" Flow Control Centerline	52.80
G67857	'B' Spout: 5-3/8" Flow Control Centerline	61.60
G67858	'C' Spout: 8" Flow Control Centerline	79.20
G67866	'R' Spout: 5" Centerline Flex Connection with Pop-up	64.90
G67867	'R' Spout: 5" Centerline Flex Connection	64.90
G67868	'R' Spout: 5" Centerline Low Profile -ICT	61.60
G67869	'R' Spout: 5" Centerline Low Profile -ICT with Pop-up	61.60
G67890	'F' Spout: 6" Cast Brass	61.60
G67891	'G' Spout: 8" Cast Brass	79.20
G67892	'H' Swing Spout: 12" Tubular Brass	61.60
G67893	'I' Swing Spout: 14" Tubular Brass	61.60
G67894	'J' Swing Spout: 9-1/2" Tubular Brass	61.60
G67895	'K' Swing Spout: 13" Double-Jointed Brass	122.90
G67915	Copper Supply Tubes for the Z826	53.40
G67922	Short Cold/Hot Quarter-Turn Ceramic Disc Cartridges	59.80
G67923	Long Cold/Hot Quarter-Turn Ceramic Disc Cartridges	68.00
G67924	23M: 1.5 GPM Male Aerator	18.95
G67925	23F: 1.5 GPM Female Aerator	18.95
G67983	'A' Swing Spout (XL): 140° Restricted	93.40
G67984	'B' Swing Spout (XL): 140° Restricted	103.60
G67985	'C' Swing Spout (XL): 140° Restricted	88.55
G67986	'S' Swing Spout (XL): 140° Restricted	88.55
G67987	'J' Swing Spout (XL): 140° Restricted	91.50















Zurn AquaSpec Temp-Gard Products Price Guide



**TEMP-GARD
PRICE GUIDE**

JANUARY 2012

TEMP-GARD I SUFFIXES and ACCESSORIES

Suffix	Description	List Addition	Suffix	Description	List Addition
Valve Options					
BC	Back connections (1/2") – for 90° installations. Shipped as loose adapter - to be installed in the field.	\$29.05	S7	 Brass fixed spray shower head with brass ball joint connector, fixed spray pattern, chrome finish; 2.2 GPM max.	\$ 77.15
IP	1/2" female threaded connections. Shipped as loose adapter - to be installed in the field.	29.05	S7-VP	 Brass fixed spray shower head with brass ball joint connector, fixed spray pattern, chrome finish, vandal resistant; 2.2 GPM max.	83.95
RC	Reverse connections – for back-to-back installations	29.05	S8	 Water saver shower head with adjustable spray and brass ball joint connector, constant flow orifice; 1.75 GPM flow	30.45
SS	Service stops	23.85	S9	 Water saver shower head with adjustable spray and brass ball joint connector, constant flow orifice; 1.5 GPM flow	30.45
Handles and Trim			S10	 Water saver shower head with adjustable spray and brass ball joint connector, constant flow orifice; 1.25 GPM flow	30.45
LH	Lever handle	10.50	Tub Spouts		
STH	Standard ABS chrome-plated handle with screw and button	-9.30	T1	 Standard tub spout with 1/2" female IPS	N/C
MT	Metal trim (includes chrome-plated lever handle, cover, nut, and stainless steel escutcheon	21.75	T1-SJ	 Standard tub spout with 1/2" slip joint connection	9.45
Shower Arms			T2	 Standard tub spout with pull-up diverter with 1/2" female IPS	N/C
A1	Standard 6" shower arm and stamped escutcheon	N/C	T2-SJ	Standard tub spout with pull-up diverter with 1/2" slip joint connection	7.45
A2	Standard 6" shower arm and cast escutcheon	6.35	T3	Cast brass tub spout with 1/2" female IPS	47.80
A3	8" shower arm and stamped escutcheon	15.15	T4	Cast brass tub spout with pull-up diverter with 1/2" female IPS	35.90
A4	8" shower arm and cast escutcheon	22.85	Diverter Valves		
Shower Heads			DV-2P	Two-way diverter valve; three-port 1/2" copper sweat	126.35
S1	 Standard ABS plastic chrome-plated shower head with brass ball joint connector; 2.5 GPM max.	N/C	DS	Shower arm diverter, push/pull type, for handshower units only	67.20
S5	 Large brass shower head with spray adjustment, chrome finish; 2.5 GPM max.	74.40	Handwall Units		
	S5-2.0 Large brass shower head with spray adjustment, chrome finish; 2.0 GPM max.	74.40	HW	 Handwall shower unit, 60" metal hose, standard handset, supply elbow and flange, 24" slide bar	201.90
	S5-1.75 Large brass shower head with spray adjustment, chrome finish; 1.75 GPM max.	74.40	HW2	Handwall shower unit, 69" metal hose, standard handset, supply elbow and flange, 24" slide bar	244.50
	S5-1.5 Large brass shower head with spray adjustment, chrome finish; 1.5 GPM max.	74.40	HW3	Handwall shower unit, 69" metal hose, standard handset, supply elbow and flange, 48" slide bar	287.65
	S5-1.25 Large brass shower head with spray adjustment, chrome finish; 1.25 GPM max.	74.40	HW4	Handwall shower unit, 69" vinyl/nylon hose, standard handset, supply elbow and flange, 24" slide bar	193.50
S5-VP	 Large brass shower head with spray adjustment, chrome finish, vandal resistant; 2.5 GPM max.	98.85	HW5	Handwall shower unit, 69" vinyl/nylon hose, standard handset, supply elbow and flange, 48" slide bar	236.65
S6	 Small brass shower head with brass ball joint connector and spray adjustment, chrome finish; 2.5 GPM max.	55.90			
	S6-2.0 Small brass shower head with brass ball joint connector and spray adjustment, chrome finish; 2.0 GPM max.	55.90			
	S6-1.75 Small brass shower head with brass ball joint connector and spray adjustment, chrome finish; 1.75 GPM max.	55.90			
	S6-1.5 Small brass shower head with brass ball joint connector and spray adjustment, chrome finish; 1.5 GPM max.	55.90			
	S6-1.25 Small brass shower head with brass ball joint connector and spray adjustment, chrome finish; 1.25 GPM max.	55.90			
S6-VP	 Small brass shower head with brass ball joint connector and spray adjustment, chrome finish, vandal resistant; 2.5 GPM max.	73.65			

Each unit has suggested or recommended suffix options listed. Not every option may be available for every unit. The prices listed are list additions for purchasing a complete unit. If a part only is desired, please reference our parts price sheet.

TEMP-GARD I SUFFIXES and ACCESSORIES

Suffix	Description	List Addition	Suffix	Description	List Addition
Handwall Units, continued			Handwall and Handshower Options		
HW6	Handwall shower unit, 60" metal hose, standard handset, supply elbow and flange, 24" slide bar and vacuum breaker	\$221.10	H1	Standard hand-held shower head with chrome finish; 2.5 gpm	\$ 19.20
HW7	Handwall shower unit, 60" vinyl/nylon hose, standard handset, supply elbow and flange, 24" slide bar	203.35	H2	Hand-held shower head with shut-off lever; off-white finish	30.40
HW8	Standard handwall shower unit, 60" metal hose, standard handset, supply elbow and flange, with two wall hooks	153.20	H4	Hand-held shower head with pulse spray and shut-off lever; off-white finish	49.10
HW9	Standard handwall shower unit, 60" metal hose, standard handset, supply elbow and flange, with two wall hooks and in-line vacuum breaker	172.55	H7	Hand-held shower head with chrome finish; 2.0 gpm	39.80
HW10	Standard handwall shower unit, 60" stainless hose, standard handset, supply elbow and flange, with two wall hooks and in-line vacuum breaker	220.80	H9	Hand-held shower head with chrome finish; 1.5 gpm	39.80
HW11	Handwall shower unit, 60" metal hose, standard handset, supply elbow and flange, 30" slide bar	293.60	SE	Brass chrome-plated supply elbow and flange	27.95
HW12	Handwall shower unit, 69" vinyl/nylon hose, standard handset, supply elbow and flange, 30" slide bar	285.20	QD	Quick disconnect in-line hose connector	137.05
HW13	Handwall shower unit, 69" metal hose, standard handset, supply elbow and flange, 30" slide bar	299.05	VB	In-line vacuum breaker for use with 1/2" handwall hose	24.60
HW14	Handwall shower unit, 60" metal hose, standard handset, supply elbow and flange, 36" grab bar with holder	308.60	Z7000-GBH	Handwall shower head holder, for grab bar only	40.90
HW15	Handwall shower unit, 60" metal hose, standard handset, supply elbow and flange, 24" grab bar with holder	280.60	Z7000-GB24	24" stainless steel grab bar	129.55
Handshower Units			Z7000-GB36	36" stainless steel grab bar	160.75
HS	Handshower unit with 60" metal hose, standard handset, 24" slide bar, and shower arm diverter valve	276.05	Z7000-GB24H	24" stainless steel grab bar with handwall shower head holder	163.40
HS2	Handshower unit with 60" metal hose, standard handset, 24" slide bar, and shower arm diverter valve and in-line vacuum breaker	300.45	Z7000-GB36H	36" stainless steel grab bar with handwall shower head holder	196.00
HS3	Handshower unit with 60" vinyl/nylon hose, standard handset, 24" slide bar, and shower arm diverter valve	266.90	Miscellaneous		
HS4	Handshower unit with 60" metal hose, standard handset, two wall hooks, and shower arm diverter valve	166.00	CC	Conversion cover plate	32.20
HS5	Handshower unit with 60" vinyl/nylon hose, standard handset, two wall hooks, and shower arm diverter valve	156.85	DT	Dial thermometer	152.65
HS6	Handshower unit with 69" metal hose, standard handset, 48" slide bar, and shower arm diverter valve	326.35	DT-LT	Dial thermometer less trim	130.70
			SC	Pair of dual spring checks	70.65
			WF	Wall flange for fiberglass installations	2.90

Each unit has suggested or recommended suffix options listed. Not every option may be available for every unit. The prices listed are list additions for purchasing a complete unit. If a part only is desired, please reference our parts price sheet.

ZURN AQUASPEC® TEMP-GARD I**Z7100-SS-LH**

The Z7100 series shower valve is a shower only with service stops that incorporates the pressure balanced piston design feature. One cold inlet port and one hot inlet port, with a shower outlet port. The valve includes ABS plastic chrome-plated trim (cover, escutcheon, and metal lever handle). The Z7100 does not include shower head, shower arm, or the arm escutcheon. 1/2" female copper solder inlet connections are standard. ASSE Listed 1016, IAPMO Listed, CSA Certified B125.

Model Number	List Price	Unit Weight (lbs.)
Z7100-SS-LH	\$212.00	4

Optional Accessories

-BC, -CC, -DT, -DV-2P, -HW, -HW6, -IP, -MT, -RC, -SC, -WF

**Z7101-SS-LH**

The Z7101 series shower valve is a shower only with service stops that incorporates the pressure balanced piston design feature. One cold inlet port and one hot inlet port, with a shower outlet port. The valve includes ABS plastic chrome-plated trim (cover, escutcheon, and metal lever handle). The Z7101 includes shower head, shower arm, and the arm escutcheon. 1/2" female copper solder inlet connections are standard. ASSE Listed 1016, IAPMO Listed, CSA Certified B125.

Model Number	List Price	Unit Weight (lbs.)
Z7101-SS-LH	\$232.75	4

Optional Accessories

-A2, -BC, -CC, -DT, -DV-2P, -HW, -HW6, -IP, -MT, -RC, -SC, -S5, -S6, -S7, -S8, -S9, -S10, -WF

**Z7100-SS-MT**

The Z7100 series shower valve is a shower only with service stops that incorporates the pressure balanced piston design feature. One cold inlet port and one hot inlet port, with a shower outlet port. The valve includes metal chrome-plated trim (cover, nut, escutcheon, and metal lever handle). The Z7100 does not include shower head, shower arm, or the arm escutcheon. 1/2" female copper solder inlet connections are standard. ASSE Listed 1016, IAPMO Listed, CSA Certified B125.

Model Number	List Price	Unit Weight (lbs.)
Z7100-SS-MT	\$222.05	4.5

Optional Accessories

-BC, -CC, -DT, -DV-2P, -HW, -HW6, -IP, -RC, -SC, -WF

**Z7101-SS-MT**

The Z7101 series shower valve is a shower only with service stops that incorporates the pressure balanced piston design feature. One cold inlet port and one hot inlet port, with a shower outlet port. The valve includes metal chrome-plated trim (cover, nut, escutcheon, and metal lever handle). The Z7101 includes shower head, shower arm, and the arm escutcheon. 1/2" female copper solder inlet connections are standard. ASSE Listed 1016, IAPMO Listed, CSA Certified B125.

Model Number	List Price	Unit Weight (lbs.)
Z7101-SS-MT	\$240.80	4.5

Optional Accessories

-A2, -BC, -CC, -DT, -DV-2P, -HW, -HW6, -IP, -RC, -SC, -S5, -S6, -S7, -S8, -S9, -S10, -WF

**Z7100-SS-LH-HW**

The Z7100 series shower valve is a shower only with service stops that incorporates the pressure balanced piston design feature. One cold inlet port and one hot inlet port, with a shower outlet port. The valve includes ABS plastic chrome-plated trim (cover, escutcheon, and metal lever handle). The Z7100 does not include shower head, shower arm, or the arm escutcheon. 1/2" female copper solder inlet connections are standard. ASSE Listed 1016, IAPMO Listed, CSA Certified B125. Unit is also furnished with handwall shower unit, 60" metal hose, standard handset, supply elbow and flange, 24" slide bar.

Model Number	List Price	Unit Weight (lbs.)
Z7100-SS-LH-HW	\$403.10	7.5

Optional Accessories

-BC, -CC, -DT, -DV-2P, -H7, -H9, -HW6, -IP, -MT, -RC, -SC, -WF

**Z7101-SS-LH-DV-2P-HW**

The Z7101 series shower valve is a shower only with service stops that incorporates the pressure balanced piston design feature. One cold inlet port and one hot inlet port, with a shower outlet port. The valve includes ABS plastic chrome-plated trim (cover, escutcheon, and metal lever handle). The Z7101 includes shower head, shower arm, and the arm escutcheon. 1/2" female copper solder inlet connections are standard. ASSE Listed 1016, IAPMO Listed, CSA Certified B125. Unit is also furnished with two-way diverter valve (DV-2P), handwall unit, 60" metal hose, standard handset, supply elbow and flange, 24" slide bar.

Model Number	List Price	Unit Weight (lbs.)
Z7101-SS-LH-DV-2P-HW	\$487.25	7.5

Optional Accessories

-A2, -BC, -CC, -DT, -H7, -H9, -HW6, -IP, -MT, -RC, -SC, -S5, -S6, -S7, -S8, -S9, -S10, -WF



All Z7100 units are shower only. Shower with arm and shower heads may not be added (see Z7101 series). **All Z7101** units are shower only with accessories (Z7000-S1 and Z7000-A1).



Z7120-SS-LH

The Z7120 series shower valve is a shower only with service stops and integral volume control that incorporates the pressure balanced piston design feature. One cold inlet port and one hot inlet port, with a shower outlet port. The valve includes ABS plastic chrome-plated trim (cover, escutcheon, and metal lever handle). The Z7120 does not include shower head, shower arm, or the arm escutcheon. 1/2" female copper solder inlet connections are standard. ASSE Listed 1016, IAPMO Listed, CSA Certified B125.

Model Number	List Price	Unit Weight (lbs.)
Z7120-SS-LH	\$242.00	4

Optional Accessories

-BC, -CC, -DT, -DV-2P, -HW, -HW6, -IP, -MT, -RC, -SC, -WF



Z7121-SS-LH

The Z7121 series shower valve is a shower only with service stops and integral volume control that incorporates the pressure balanced piston design feature. One cold inlet port and one hot inlet port, with a shower outlet port. The valve includes ABS plastic chrome-plated trim (cover, escutcheon, and metal lever handle). The Z7121 includes shower head, shower arm, or the arm escutcheon. 1/2" female copper solder inlet connections are standard. ASSE Listed 1016, IAPMO Listed, CSA Certified B125.

Model Number	List Price	Unit Weight (lbs.)
Z7121-SS-LH	\$263.75	4.5

Optional Accessories

-A2, -BC, -CC, -DT, -DV-2P, -HW, -HW6, -IP, -MT, -RC, -SC, -S5, -S6, -S7, -S8, -S9, -S10, -WF



Z7120-SS-MT

The Z7120 series shower valve is a shower only with service stops and integral volume control that incorporates the pressure balanced piston design feature. One cold inlet port and one hot inlet port, with a shower outlet port. The valve includes metal chrome-plated trim (cover, nut, escutcheon, and metal lever handle). The Z7120 does not include shower head, shower arm, or the arm escutcheon. 1/2" female copper solder inlet connections are standard. ASSE Listed 1016, IAPMO Listed, CSA Certified B125.

Model Number	List Price	Unit Weight (lbs.)
Z7120-SS-MT	\$252.05	4.5

Optional Accessories

-BC, -CC, -DT, -DV-2P, -HW, -HW6, -IP, -RC, -SC, -WF



Z7121-SS-MT

The Z7121 series shower valve is a shower only with service stops and integral volume control that incorporates the pressure balanced piston design feature. One cold inlet port and one hot inlet port, with a shower outlet port. The valve includes metal chrome-plated trim (cover, nut, escutcheon and metal lever handle). The Z7121 includes shower head, shower arm, or the arm escutcheon. 1/2" female copper solder inlet connections are standard. ASSE Listed 1016, IAPMO Listed, CSA Certified B125.

Model Number	List Price	Unit Weight (lbs.)
Z7121-SS-MT	\$273.75	5

Optional Accessories

-A2, -BC, -CC, -DT, -DV-2P, -HW, -HW6, -IP, -RC, -SC, -S5, -S6, -S7, -S8, -S9, -S10, -WF



Z7120-SS-LH-HW

The Z7120 series shower valve is a shower only with service stops and integral volume control that incorporates the pressure balanced piston design feature. One cold inlet port and one hot inlet port, with a shower outlet port. The valve includes ABS plastic chrome-plated trim (cover, escutcheon, and metal lever handle). The Z7120 does not include shower head, shower arm, or the arm escutcheon. 1/2" female copper solder inlet connections are standard. ASSE Listed 1016, IAPMO Listed, CSA Certified B125. Unit is also furnished with handwall shower unit, 60" metal hose, standard handset, supply elbow and flange, 24" slide bar.

Model Number	List Price	Unit Weight (lbs.)
Z7120-SS-LH-HW	\$433.05	7.5

Optional Accessories

-BC, -CC, -DT, -DV-2P, -H7, -H9, -HW6, -IP, -MT, -RC, -SC, -WF



Z7200-SS-LH

The Z7200 series is a tub and shower mixing valve with service stops that incorporates the pressure balance piston design feature. It is supplied with built-in choke and adjustable stop screw to limit maximum temperature. The valve includes ABS plastic chrome-plated trim (cover, escutcheon, and metal lever handle). The Z7200 series does not include shower head, shower arm, arm escutcheon or tub spout. 1/2" female solder inlet connections are standard. ASSE Listed 1016, IAPMO Listed, CSA Certified B125.

Model Number	List Price	Unit Weight (lbs.)
Z7200-SS-LH	\$211.05	4

Optional Accessories

-BC, -CC, -DT, -DV-2P, -HW, -HW6, -IP, -MT, -RC, -SC, -WF

All Z7120 units are shower only with volume control. Shower arm and shower heads may not be added (see Z7121 series). All Z7121 units are shower only with volume control and accessories (Z7000-S1 and Z7000-A1). All Z7200 units are tub and shower mixing valves. Shower arm, shower heads, and tub spouts may not be added (see the Z7201 series).

ZURN AQUASPEC® TEMP-GARD I**Z7200-SS-MT**

The Z7200 series is a tub and shower mixing valve with service stops that incorporates the pressure balance piston design feature. It is supplied with built-in choke and adjustable stop screw to limit maximum temperature. The valve includes metal chrome-plated trim (cover, nut, escutcheon, and metal lever handle). The Z7200 series does not include shower head, shower arm, arm escutcheon or tub spout. 1/2" female solder inlet connections are standard. ASSE Listed 1016, IAPMO Listed, CSA Certified B125.

Model Number	List Price	Unit Weight (lbs.)
Z7200-SS-MT	\$233.60	4.5

Optional Accessories

-BC, -CC, -DT, -DV-2P, -HW, -HW6, -IP, -RC, -SC, -WF

**Z7201-SS-MT**

The Z7201 series is a tub and shower mixing valve with service stops that incorporates the pressure balance piston design feature. It is supplied with built-in choke and adjustable stop screw to limit maximum temperature. The valve includes metal chrome-plated trim (cover, nut, escutcheon, and metal lever handle). The Z7201 series does include shower head, shower arm, arm escutcheon, and tub spout. 1/2" female solder inlet connections are standard. ASSE Listed 1016, IAPMO Listed, CSA Certified B125.

Model Number	List Price	Unit Weight (lbs.)
Z7201-SS-MT	\$279.80	5

Optional Accessories

-A2, -BC, -CC, -DT, -DV-2P, -HW, -HW6, -IP, -RC, -SC, -S5, -S6, -S7, -S8, -S9, -S10, -T2-SJ, -T4, -WF

**Z7200-SS-LH-HW**

The Z7200 series is a tub and shower mixing valve with service stops that incorporates the pressure balance piston design feature. It is supplied with built-in choke and adjustable stop screw to limit maximum temperature. The valve includes ABS plastic chrome-plated trim (cover, escutcheon, and metal lever handle). The Z7200 series does not include shower head, shower arm, arm escutcheon or tub spout. 1/2" female solder inlet connections are standard. ASSE Listed 1016, IAPMO Listed, CSA Certified B125. Unit is also furnished with handwall shower unit, 60" metal hose, standard handset, supply elbow and flange, 24" slide bar.

Model Number	List Price	Unit Weight (lbs.)
Z7200-SS-LH-HW	\$400.80	7.5

Optional Accessories

-BC, -CC, -DT, -DV-2P, -H7, -H9, -HW6, -IP, -MT, -RC, -SC, -WF

**Z7220-SS-LH**

The Z7220 series is a tub and shower mixing valve with service stops and integral diverter that incorporates the pressure balance piston design feature. It is supplied with integral diverter valve and adjustable stop screw to limit maximum temperature. The valve includes ABS plastic chrome-plated trim (cover, escutcheon, and metal lever handle). The Z7220 series does not include shower head, shower arm, arm escutcheon or tub spout. 1/2" female solder inlet connections are standard. ASSE Listed 1016, IAPMO Listed, CSA Certified B125.

Model Number	List Price	Unit Weight (lbs.)
Z7220-SS-LH	\$250.75	4

Optional Accessories

-BC, -CC, -DT, -DV-2P, -HW, -HW6, -IP, -MT, -RC, -SC, -WF

**Z7201-SS-LH**

The Z7201 series is a tub and shower mixing valve with service stops that incorporates the pressure balance piston design feature. It is supplied with built-in choke and adjustable stop screw to limit maximum temperature. The valve includes ABS plastic chrome-plated trim (cover, escutcheon, and metal lever handle). The Z7201 series does include shower head, shower arm, arm escutcheon, and tub spout. 1/2" female solder inlet connections are standard. ASSE Listed 1016, IAPMO Listed, CSA Certified B125.

Model Number	List Price	Unit Weight (lbs.)
Z7201-SS-LH	\$269.20	4.5

Optional Accessories

-A2, -BC, -CC, -DT, -DV-2P, -HW, -HW6, -IP, -MT, -RC, -SC, -S5, -S6, -S7, -S8, -S9, -S10, -T2-SJ, -T4, -WF

**Z7220-SS-MT**

The Z7220 series is a tub and shower mixing valve with service stops and integral diverter that incorporates the pressure balance piston design feature. It is supplied with integral diverter valve and adjustable stop screw to limit maximum temperature. The valve includes metal chrome-plated trim (cover, nut, escutcheon, and metal lever handle). The Z7220 series does not include shower head, shower arm, arm escutcheon or tub spout. 1/2" female solder inlet connections are standard. ASSE Listed 1016, IAPMO Listed, CSA Certified B125.

Model Number	List Price	Unit Weight (lbs.)
Z7220-SS-MT	\$261.35	4.5

Optional Accessories

-BC, -CC, -DT, -DV-2P, -HW, -HW6, -IP, -RC, -SC, -WF

All Z7200 units are tub and shower mixing valves. Shower arm, shower heads, and tub spouts may not be added (see the Z7201 series). **All Z7201** units are tub and shower mixing valves with accessories (Z7000-A1, Z7000-S1 and Z7000-T2). **All Z7220** units are tub and shower mixing valves with volume control/integral diverter. Shower arm, shower heads, and tub spouts may not be added (see Z7221 series).



Z7221-SS-LH

The Z7221 series is a tub and shower mixing valve with service stops and integral diverter that incorporates the pressure balance piston design feature. It is supplied with integral diverter valve and adjustable stop screw to limit maximum temperature. The valve includes ABS plastic chrome-plated trim (cover, escutcheon, and metal lever handle). The Z7221 series does include shower head, shower arm, arm escutcheon, and tub spout. 1/2" female solder inlet connections are standard. ASSE Listed 1016, IAPMO Listed, CSA Certified B125.



Model Number	List Price	Unit Weight (lbs.)
Z7221-SS-LH	\$283.75	4.5

Optional Accessories



-A2, -BC, -CC, -DT, -DV-2P, -HW, -HW6, -IP, -MT, -RC, -SC, -S5, -S6, -S7, -S8, -S9, -S10, -T1-SJ, -T3, -WF



Z7221-SS-LH-DV-2P-HW

The Z7221 series is a tub and shower mixing valve with service stops and integral diverter that incorporates the pressure balance piston design feature. It is supplied with integral diverter valve and adjustable stop screw to limit maximum temperature. The valve includes ABS plastic chrome-plated trim (cover, escutcheon, and metal lever handle). The Z7221 series does include shower head, shower arm, arm escutcheon, and tub spout. 1/2" female solder inlet connections are standard. ASSE Listed 1016, IAPMO Listed, CSA Certified B125. Unit is also furnished with two-way diverter valve (DV-2P), handwall unit, 60" metal hose, standard handset, supply elbow and flange, 24" slide bar.

Model Number	List Price	Unit Weight (lbs.)
Z7221-SS-LH-DV-2P-HW	\$552.65	8

Optional Accessories

-A2, -BC, -CC, -DT, -DV-3P, -H7, -H9, -HW6, -IP, -MT, -RC, -SC, -S5, -S6, -S7, -S8, -S9, -S10, -T1-SJ, -T3, -WF



Z7221-SS-MT

The Z7221 series is a tub and shower mixing valve with service stops and integral diverter that incorporates the pressure balance piston design feature. It is supplied with integral diverter valve and adjustable stop screw to limit maximum temperature. The valve includes metal chrome-plated trim (cover, nut, escutcheon, and metal lever handle). The Z7221 series does include shower head, shower arm, arm escutcheon, and tub spout. 1/2" female solder inlet connections are standard. ASSE Listed 1016, IAPMO Listed, CSA Certified B125.



Model Number	List Price	Unit Weight (lbs.)
Z7221-SS-MT	\$294.35	5














Optional Accessories



-A2, -BC, -CC, -DT, -DV-2P, -HW, -HW6, -IP, -RC, -SC, -S5, -S6, -S7, -S8, -S9, -S10, -T1-SJ, -T3, -WF

All Z7221 units are tub and shower mixing valves with volume control/integral diverter. Units include accessories (Z7000-A1, Z7000-S1, and Z7000-T1).

TEMP-GARD III SUFFIXES and ACCESSORIES

Suffix	Description	List Addition	Suffix	Description	List Addition
Valve Options			S6-STN		
CPVC	1/2" CPVC connection. Shipped as loose adapter – to be installed in the field.	\$13.10		Small brass shower head with brass ball joint connector and spray adjustment, satin nickel finish; 2.5 GPM max.	\$ 61.75
PEX	1/2" PEX connection. Shipped as loose adapter – to be installed in the field.	13.10	S6-VP	 Small brass shower head with brass ball joint connector and spray adjustment, chrome finish, vandal resistant; 2.5 GPM max.	73.65
SSC	1/2" female copper sweat connections	N/C	S7	 Brass fixed spray shower head with brass ball joint connector, fixed spray pattern, chrome finish; 2.2 GPM max.	77.15
Handles and Trim			S7-VP	 Brass fixed spray shower head with brass ball joint connector, fixed spray pattern, chrome finish, vandal resistant; 2.2 GPM max.	83.95
ST	Decorative Sierra metal trim (includes chrome-plated lever handle, cover, nut, and escutcheon)	31.20	S8	 Water saver shower head with adjustable spray and brass ball joint connector, constant flow orifice; 1.75 GPM flow	30.45
STN	Decorative Sierra metal trim in satin nickel finish (includes lever handle, cover, nut, and escutcheon)	43.65	S8-STN	Water saver shower head with adjustable spray and brass ball joint connector, constant flow orifice, satin nickel finish; 1.75 GPM flow	41.55
Shower Arms			S9	 Water saver shower head with adjustable spray and brass ball joint connector, constant flow orifice; 1.5 GPM flow	30.45
A1	Standard 6" shower arm and stamped escutcheon	N/C	S9-STN	Water saver shower head with adjustable spray and brass ball joint connector, constant flow orifice, satin nickel finish; 1.5 GPM flow	41.55
A1-STN	Standard 6" shower arm and stamped escutcheon in satin nickel	28.85	S10	 Water saver shower head with adjustable spray and brass ball joint connector, constant flow orifice; 1.25 GPM flow	30.45
A2	Standard 6" shower arm and cast escutcheon	6.00	Tub Spouts		
A3	8" shower arm and stamped escutcheon	14.30	T2	 Standard tub spout with pull-up diverter with 1/2" female IPS	N/C
A4	8" shower arm and cast escutcheon	21.55	T2-STN	 Standard tub spout with pull-up diverter with 1/2" female IPS; satin nickel finish	32.35
Shower Heads			T2-SJ	 Standard tub spout with pull-up diverter with 1/2" slip joint connection	9.45
S1	 Standard ABS plastic chrome-plated shower head with brass ball joint connector; 2.5 GPM max.	N/C	T2-SJ-STN	Standard tub spout with pull-up diverter with 1/2" slip joint connection; satin nickel finish	41.75
S5	 Large brass shower head with spray adjustment, chrome finish; 2.5 GPM max.	74.40	T4	Cast brass tub spout with pull-up diverter with 1/2" female IPS	35.90
	S5-2.0 Large brass shower head with spray adjustment, chrome finish; 2.0 GPM max.	74.40	Diverter Valves		
	S5-1.75 Large brass shower head with spray adjustment, chrome finish; 1.75 GPM max.	74.40	DV-2P	Two-way diverter valve; three-port 1/2" copper sweat	126.35
	S5-1.5 Large brass shower head with spray adjustment, chrome finish; 1.5 GPM max.	74.40	DS	Shower arm diverter; push/pull type, for handshower units only	67.20
	S5-1.25 Large brass shower head with spray adjustment, chrome finish; 1.25 GPM max.	74.40			
S5-STN	Large brass shower head with spray adjustment, satin nickel finish; 2.5 GPM max.	79.40			
S5-VP	 Large brass shower head with spray adjustment, chrome finish, vandal resistant; 2.5 GPM max.	98.85			
S6	 Small brass shower head with brass ball joint connector and spray adjustment; chrome finish; 2.5 GPM max.	55.90			
	S6-2.0 Small brass shower head with brass ball joint connector and spray adjustment, chrome finish; 2.0 GPM max.	55.90			
	S6-1.75 Small brass shower head with brass ball joint connector and spray adjustment, chrome finish; 1.75 GPM max.	55.90			
	S6-1.5 Small brass shower head with brass ball joint connector and spray adjustment, chrome finish; 1.5 GPM max.	55.90			
	S6-1.25 Small brass shower head with brass ball joint connector and spray adjustment, chrome finish; 1.25 GPM max.	55.90			

Each unit has suggested or recommended suffix options listed. Not every option may be available for every unit. The prices listed are list additions for purchasing a complete unit. If a part only is desired, please reference our parts price sheet.

TEMP-GARD III SUFFIXES and ACCESSORIES

Suffix	Description	List Addition
Handwall Units		
HW	Handwall shower unit, 60" metal hose, standard handset, supply elbow and flange, 24" slide bar	\$201.90
HW2	Handwall shower unit, 69" metal hose, standard handset, supply elbow and flange, 24" slide bar	244.50
HW3	Handwall shower unit, 69" metal hose, standard handset, supply elbow and flange, 48" slide bar	287.65
HW4	Handwall shower unit, 69" vinyl/nylon hose, standard handset, supply elbow and flange, 24" slide bar	193.50
HW5	Handwall shower unit, 69" vinyl/nylon hose, standard handset, supply elbow and flange, 48" slide bar	236.65
HW6	Handwall shower unit, 60" metal hose, standard handset, supply elbow and flange, 24" slide bar and vacuum breaker	221.10
HW7	Handwall shower unit, 60" vinyl/nylon hose, standard handset, supply elbow and flange, 24" slide bar	203.35
HW8	Standard handwall shower unit, 60" metal hose, standard handset, supply elbow and flange, with two wall hooks	153.20
HW9	Standard handwall shower unit, 60" metal hose, standard handset, supply elbow and flange, with two wall hooks and in-line vacuum breaker	172.55
HW10	Standard handwall shower unit, 60" stainless hose, standard handset, supply elbow and flange, with two wall hooks and in-line vacuum breaker	220.80
HW11	Handwall shower unit, 60" metal hose, standard handset, supply elbow and flange, 30" slide bar	293.60
HW12	Handwall shower unit, 69" vinyl/nylon hose, standard handset, supply elbow and flange, 30" slide bar	285.20
HW13	Handwall shower unit, 69" metal hose, standard handset, supply elbow and flange, 30" slide bar	299.05
HW14	Handwall shower unit, 60" metal hose, standard handset, supply elbow and flange, 36" grab bar with holder	308.60
HW15	Handwall shower unit, 60" metal hose, standard handset, supply elbow and flange, 24" grab bar with holder	280.60



Suffix	Description	List Addition
Handshower Units		
HS	Handshower unit with 60" metal hose, standard handset, 24" slide bar and shower arm diverter valve	\$276.05
HS2	Handshower unit with 60" metal hose, standard handset, 24" slide bar and shower arm diverter valve and in-line vacuum breaker	300.45
HS3	Handshower unit with 60" vinyl/nylon hose, standard handset, 24" slide bar and shower arm diverter valve	266.90
HS4	Handshower unit with 60" metal hose, standard handset, two wall hooks and shower arm diverter valve	166.00
HS5	Handshower unit with 60" vinyl/nylon hose, standard handset, two wall hooks and shower arm diverter valve	156.85
HS6	Handshower unit with 69" metal hose, standard handset, 48" slide bar, and shower arm diverter valve	326.35
Handwall and Handshower Options		
H1	Standard hand-held shower head with chrome finish; 2.5 gpm	19.20
H2	Hand-held shower head with shut-off lever; off-white finish	30.40
H4	Hand-held shower head with pulse spray and shut-off lever; off-white finish	49.10
H7	Hand-held shower head with chrome finish; 2.0 gpm	39.80
H9	Hand-held shower head with chrome finish; 1.5 gpm	39.80
SE	Brass chrome-plated supply elbow and flange	27.95
QD	Quick disconnect in-line hose connector	137.05
VB	In-line vacuum breaker for use with 1/2" handwall hose	24.60
Z7000-GBH	Handwall shower head holder, for grab bar only	40.90
Z7000-GB24	24" stainless steel grab bar	129.55
Z7000-GB36	36" stainless steel grab bar	160.75
Z7000-GB24H	24" stainless steel grab bar with handwall shower head holder	163.40
Z7000-GB36H	36" stainless steel grab bar with handwall shower head holder	196.00
Miscellaneous		
DT	Dial thermometer	152.65
DT-LT	Dial thermometer less trim	130.70
SC	Pair of dual spring checks	70.65
RK7300-WF	Wall flange for fiberglass installations	5.30

Each unit has suggested or recommended suffix options listed. Not every option may be available for every unit. The prices listed are list additions for purchasing a complete unit. If a part only is desired, please reference our parts price sheet.

ZURN AQUASPEC® TEMP-GARD III**Z7300-SS-MT**

The Z7300 series is a pressure balanced, single handle tub and shower 4-port mixing valve only with service stops/check stops, metal chrome-plated trim and handle, 1/2" female NPT inlets and outlets, ceramic control cartridge, adjustable temperature limit stop, and separate tub port plug. ASSE 1016 listed, CSA B125 certified, ASME A112.18.1 tested, and IAPMO listed. Copper sweat connections are available; please specify -SSC.

Model Number	List Price	Unit Weight (lbs.)
Z7300-SS-MT	\$165.90	9.6

Optional Accessories

-CPVC, -DT, -DV-2P, -HW, -HW6, -PEX, -SSC, -ST, -STN, -WF

**Z7301-SS-MT-DV-2P-HW**

The Z7301 series is a pressure balanced, single handle shower 4-port mixing valve only with service stops/check stops, chrome-plated trim and handle, 1/2" female NPT inlets and outlets, ceramic control cartridge, adjustable temperature limit stop, and tub port plug. ASSE 1016 listed, CSA B125 certified, ASME A112.18.1 tested, and IAPMO listed. Copper sweat connections are available; please specify -SSC. Unit is furnished with accessories Z7000-S1 shower head and Z7000-A1 shower arm and flange, two-way diverter valve (DV-2P), handwall unit, 60" metal hose, standard handset, supply elbow and flange, 24" slide bar.

Model Number	List Price	Unit Weight (lbs.)
Z7301-SS-MT-DV-2P-HW	\$478.60	10.7

Optional Accessories

-A2, -CPVC, -DT, -H7, -H9, -HW6, -PEX, -SSC, -ST, -S5, -S6, -S7, -S8, -S9, -S10, -WF

**Z7300-SS-MT-HW**

The Z7300 series is a pressure balanced, single handle tub and shower 4-port mixing valve only with service stops/check stops, metal chrome-plated trim and handle, 1/2" female NPT inlets and outlets, ceramic control cartridge, adjustable temperature limit stop, and separate tub port plug. ASSE 1016 listed, CSA B125 certified, ASME A112.18.1 tested, and IAPMO listed. Copper sweat connections are available; please specify -SSC. Unit is also furnished with handwall shower unit, 60" metal hose, standard handset, supply elbow and flange, 24" slide bar.

Model Number	List Price	Unit Weight (lbs.)
Z7300-SS-MT-HW	\$376.05	8.0

Optional Accessories

-CPVC, -DT, -DV-2P, -H7, -H9, -HW6, -PEX, -SSC, -ST, -S10, -WF

**Z7302-SS-MT**

The Z7302 series is a pressure balanced, single handle tub and shower 4-port mixing valve only with service stops/check stops, metal chrome-plated trim and handle, 1/2" female NPT inlets and outlets, ceramic control cartridge, and adjustable temperature limit stop. ASSE 1016 listed, CSA B125 certified, ASME A112.18.1 tested, and IAPMO listed. Copper sweat connections are available; please specify -SSC. Unit is furnished with accessories Z7000-S1 shower head, Z7000-A1 shower arm and flange, and Z7000-T2 diverter tub spout.

Model Number	List Price	Unit Weight (lbs.)
Z7302-SS-MT	\$186.15	5.7

Optional Accessories

-A2, -CPVC, -DT, -DV-2P, -HW, -HW6, -PEX, -SSC, -ST, -STN, -S5, -S6, -S7, -S8, -S9, -S10, -T2-SJ, -T4, -WF

**Z7301-SS-MT**

The Z7301 series is a pressure balanced, single handle shower 4-port mixing valve only with service stops/check stops, metal chrome-plated trim and handle, 1/2" female NPT inlets and outlets, ceramic control cartridge, adjustable temperature limit stop, and tub port plug. ASSE 1016 listed, CSA B125 Certified, ASME A112.18.1 tested, and IAPMO listed. Copper sweat connections are available; please specify -SSC. Unit is furnished with accessories Z7000-S1 shower head and Z7000-A1 shower arm and flange.

Model Number	List Price	Unit Weight (lbs.)
Z7301-SS-MT	\$168.00	5.1

Optional Accessories

-A2, -CPVC, -DT, -DV-2P, -HW, -HW6, -PEX, -SSC, -ST, -STN, -S5, -S6, -S7, -S8, -S9, -S10, -WF

**Z7302-SS-MT-DV-2P-HW**

The Z7302 series is a pressure balanced, single handle tub and shower 4-port mixing valve only with service stops/check stops, metal chrome-plated trim and handle, 1/2" female NPT inlets and outlets, ceramic control cartridge, and adjustable temperature limit stop. ASSE 1016 listed, CSA B125 certified, ASME A112.18.1 tested, and IAPMO listed. Copper sweat connections are available; please specify -SSC. Unit is furnished with accessories Z7000-S1 shower head and Z7000-A1 shower arm and flange, Z7000-T2 diverter tub spout, two-way diverter valve (DV-2P), handwall unit, 60" metal hose, standard handset, supply elbow and flange, 24" slide bar.

Model Number	List Price	Unit Weight (lbs.)
Z7302-SS-MT-DV-2P-HW	\$496.75	11.2

Optional Accessories

-A2, -CPVC, -DT, -H7, -H9, -HW6, -PEX, -SSC, -ST, -S5, -S6, -S7, -T2-SJ, -S8, -S9, -S10, -T4, -WF

All Z7300 units are tub and shower mixing valves. Unit is not furnished with accessories. For shower only with accessories see Z7301 valve series or for tub and shower with accessories see Z7302 valve series. **All Z7301** units are shower only mixing valves. Unit is furnished with accessories (Z7000-A1 and Z7000-S1). **All Z7302** units are tub and shower mixing valves. Unit is furnished with accessories (Z7000-A1, Z7000-S1, and Z7000-T2).

AQUA-PANEL SUFFIXES and ACCESSORIES

Suffix	Description	List Addition	Suffix	Description	List Addition
Institutional Shower Heads			Handwall Options		
I2	Fixed institutional shower head; 2.5 GPM max.	\$ -22.90	H1	Standard hand-held shower head with chrome finish; 2.5 gpm	\$ 19.20
I5	Large brass institutional shower head; 2.5 GPM max.	16.00	H2	Hand-held shower head with shut-off lever; off-white finish	30.40
I6	Small brass institutional shower head; 2.5 GPM max.	N/C	H4	Hand-held shower head with pulse spray and shut-off lever; off-white finish	49.10
I7	Fixed institutional shower head; 2.2 GPM max.	29.65	H7	Hand-held shower head with chrome finish; 2.0 gpm	39.80
AP	Anchor plate assembly with screws for wall mount shower heads; for tile applications	33.90	H9	Hand-held shower head with chrome finish; 1.5 gpm	39.80
BP	Base plate assembly with screws for wall mount shower heads; for walls over 4"	70.80	SE	Brass chrome-plated street elbow and flange	27.95
Diverter Valves			QD	Quick disconnect in-line hose connector	137.05
DV-2P	Two-way diverter valve; three-port 1/2" copper sweat	126.35	VB	In-line vacuum breaker for use with 1/2" handwall hose	24.60
Handwall Units			Z7000-GBH	Handwall shower head holder, for grab bar only	40.90
HW	Handwall shower unit, 60" metal hose, standard handset, supply elbow and flange, 24" slide bar	201.90	Z7000-GB24	24" stainless steel grab bar	129.55
HW2	Handwall shower unit, 69" metal hose, standard handset, supply elbow and flange, 24" slide bar	244.50	Z7000-GB36	36" stainless steel grab bar	160.75
HW3	Handwall shower unit, 69" metal hose, standard handset, supply elbow and flange, 48" slide bar	287.65	Z7000-GB24H	24" stainless steel grab bar with handwall shower head holder	163.40
HW4	Handwall shower unit, 69" vinyl/nylon hose, standard handset, supply elbow and flange, 24" slide bar	193.50	Z7000-GB36H	36" stainless steel grab bar with handwall shower head holder	196.00
HW5	Handwall shower unit, 69" vinyl/nylon hose, standard handset, supply elbow and flange, 48" slide bar	236.65	Miscellaneous		
HW6	Handwall shower unit, 60" metal hose, standard handset, supply elbow and flange, 24" slide bar and vacuum breaker	221.10	LS	Less soap dish	Unit specific
HW7	Handwall shower unit, 60" vinyl/nylon hose, standard handset, supply elbow and flange, 24" slide bar	203.35	RSD	Recessed soap dish	240.00
HW8	Standard handwall shower unit, 60" metal hose, standard handset, supply elbow and flange, with two wall hooks	153.20	SL	Short length unit	Unit specific
HW9	Standard handwall shower unit, 60" metal hose, standard handset, supply elbow and flange, with two wall hooks and in-line vacuum breaker	172.55	SC	Pair of dual spring checks	70.65
HW10	Standard handwall shower unit, 60" stainless hose, standard handset, supply elbow and flange, with two wall hooks and in-line vacuum breaker	220.80	Shroud Thickness Modifications		
HW11	Handwall shower unit, 60" metal hose, standard handset, supply elbow and flange, 30" slide bar	293.60			Net addition
HW12	Handwall shower unit, 69" vinyl/nylon hose, standard handset, supply elbow and flange, 30" slide bar	285.20		16-gauge stainless steel	\$1.85 net/linear inch
HW13	Handwall shower unit, 69" metal hose, standard handset, supply elbow and flange, 30" slide bar	299.05		14-gauge stainless steel	3.65 net/linear inch
HW14	Handwall shower unit, 60" metal hose, standard handset, supply elbow and flange, 36" grab bar with holder	308.60	Custom Modifications		
HW15	Handwall shower unit, 60" metal hose, standard handset, supply elbow and flange, 24" grab bar with holder	280.60	TC	Matching thru-ceiling extension pipe covers, standard width 6" (18-gauge stainless steel is standard)	
				18-gauge stainless steel	\$4.85 net/linear inch
				16-gauge stainless steel	6.65 net/linear inch
				14-gauge stainless steel	8.45 net/linear inch
				1. After length needed is determined, use part number 7500-8EX- <i>length needed</i> . Please specify length to the nearest .25".	
				2. Add following brackets:	
				External: 7500-17A	\$23.25 net each
				Internal: 7500-17B	23.25 net each
				(One of each bracket is used per vertical extension.)	
			TH	Matching horizontal pipe covers and caps; standard width 6" (18-gauge stainless steel is standard)	
				18-gauge stainless steel	\$7.95 net/linear inch
				1. At the time of order, a rough sketch is needed showing location of showers, walls, length of panel runs.	
				2. No orders will be accepted without contractor and/or engineer approval.	
				List addition	
			RS	Severe service brackets (for penal and other severe service applications) Top and bottom brackets	\$79.95

Please note: Custom modifications are made per order and will require manufacturing time. Please provide local sales representative with detail drawings. Upon receipt of drawings, layout will be issued from the factory along with quotation and lead time.



Z7500

The Z7500 Series is a stainless steel shower unit of 18-gauge shroud with pressure balanced mixing valve, service stops, and metal lever handle. The unit is complete with an institutional brass ball joint shower head, soap dish, and piping.

Model Number	List Price	Unit Weight (lbs.)
Z7500	\$ 985.00	13
Z7500-DV-2P-HW	1,493.25	21
Z7500-HW	1,183.30	15
Z7500-i2	962.90	12.5
Z7500-LS	942.35	12.5
Z7500-SL	911.20	12



Z7533

The Z7533 Series is a stainless steel shower unit of 18-gauge shroud with pressure balanced mixing valve and slow-closing push button metering valve, service stops, and metal lever handle. The unit is complete with an institutional brass ball joint shower head, soap dish, and piping. Includes Z7000-SC dual spring checks for cross connection protection.

Model Number	List Price	Unit Weight (lbs.)
Z7533	\$1,377.05	15
Z7533-DV-2P-HW	1,941.85	24
Z7533-HW	1,555.20	18
Z7533-i2	1,355.00	14.5
Z7533-LS	1,334.40	14.5
Z7533-SL	1,303.20	14



Z7530

The Z7530 Series is a stainless steel shower unit of 18-gauge shroud with push button metering valve for tempered water systems and service stop. The unit is complete with an institutional brass ball joint shower head, soap dish, and piping.

Model Number	List Price	Unit Weight (lbs.)
Z7530	\$1,233.55	13
Z7530-DV-2P-HW	1,715.90	21
Z7530-HW	1,448.20	15
Z7530-i2	1,185.90	12.5
Z7530-LS	1,165.30	12.5
Z7530-SL	1,134.20	12



Z7500-CR

The Z7500-CR Series is a stainless steel shower unit for corner installations of 18-gauge shroud with pressure balanced mixing valve, service stops, and metal lever handle. The unit is complete with an institutional brass ball joint shower head, soap dish, and piping.

Model Number	List Price	Unit Weight (lbs.)
Z7500-CR	\$1,194.70	15
Z7500-CR-DV-2P-HW	1,665.95	23
Z7500-CR-HW	1,434.80	17
Z7500-CR-i2	1,172.60	14.5
Z7500-CR-LS	1,152.20	14.5
Z7500-CR-SL	1,120.90	14



Z7550

The Z7550 Series is a stainless steel shower unit of 18-gauge shroud with volume control on/off valve for tempered water systems and service stop. The unit is complete with an institutional brass ball joint shower head, soap dish, and piping.

Model Number	List Price	Unit Weight (lbs.)
Z7550	\$ 998.40	12
Z7550-DV-2P-HW	1,506.05	20
Z7550-HW	1,232.35	14
Z7550-i2	976.00	11.5
Z7550-LS	955.50	11.5
Z7550-SL	924.35	11



Z7500-FL

The Z7500-FL Series is a stainless steel shower unit for flush installations of 18-gauge shroud with pressure balanced mixing valve, service stops, and metal lever handle. The unit is complete with an institutional brass ball joint shower head, severe service brackets, and piping.

Model Number	List Price	Unit Weight (lbs.)
Z7500-FL	\$1,174.70	13
Z7500-FL-DV-2P-HW	1,646.25	21
Z7500-FL-HW	1,415.30	15
Z7500-FL-i2	1,152.60	12.5
Z7500-FL-RSD	1,459.75	14



Z7500-i2



Z7500-DV-HW



Z7500-HW



Z7500-TS

The Z7500-TS Series is a stainless steel tub and shower unit of 18-gauge shroud with pressure balanced mixing valve with diverter tub spout, service stops, and metal lever handle. The unit is complete with an institutional brass ball joint shower head and piping.

Model Number	List Price	Unit Weight (lbs.)
Z7500-TS	\$1,845.80	18
Z7500-TS-i2	1,824.40	26
Z7500-TS-HW	2,024.25	26



Z7500-W3

The Z7500-W3 Series is a stainless steel shower unit of 18-gauge shroud with three pressure balanced mixing valves, service stops, and metal lever handles. The unit is complete with an institutional brass ball joint shower head and piping with severe service brackets.

Model Number	List Price	Unit Weight (lbs.)
Z7500-W3	\$3,203.00	30
Z7500-W3-i2	3,136.80	33.5
Z7500-W3-HW	3,381.15	33.5

(Unit with one handwall.)



Z7500-W2

The Z7500-W2 Series is a stainless steel shower unit of 18-gauge shroud with two pressure balanced mixing valves, service stops, and metal lever handles. The unit is complete with an institutional brass ball joint shower head and piping with severe service brackets.

Model Number	List Price	Unit Weight (lbs.)
Z7500-W2	\$2,681.85	22
Z7500-W2-i2	2,637.70	25.5
Z7500-W2-HW	2,860.05	25.5

(Unit with one handwall.)

TEMP-GARD FAUCETS**Sierra Lead-Free Faucet**

Polished chrome-plated 4" centerset single control lavatory faucet with 5" integral spout, a ceramic disc cartridge and a temperature limit stop. Unit is furnished with 2.2 GPM variable orifice aerator (complying with ANSI A112.18.1M Standard for flow), an ADA compliant lever handle, 3/8" stainless steel flex hose 18 inches in length with 3/8" female compression fitting. Standard units and models listed below.

Model Number	Description	List Price
Z7440	Sierra faucet with 3/8" female compression connections, lever handle, and no pop-up hole	\$170.80
Z7440-XL	4" centerset Sierra faucet with 1/2" IPS connections, lever handle, and no pop-up hole	199.25
Z7441	Sierra faucet with 3/8" female compression connections, lever handle, and lift rod only	176.25
Z7441-XL	Sierra faucet with lift rod	205.55
Z7442	Sierra faucet with 3/8" female compression connections, lever handle, and metal pop-up	190.25
Z7442-XL	4" centerset Sierra faucet with 1/2" IPS connections, lever handle, and metal pop-up	221.90
Z7443	Sierra faucet with 3/8" female compression connections, lever handle, no pop-up hole, and grid strainer	183.45
Z7443-XL	4" centerset Sierra faucet with 1/2" IPS connections, lever handle, no pop-up hole, and grid strainer	214.00
Z7440-STN	Satin Nickel Sierra faucet with 3/8" female compression connections, lever handle, and nickel pop-up hole plug	204.55
Z7441-STN	Satin Nickel Sierra faucet with 3/8" female compression connections, lever handle, and lift rod only	209.95
Z7442-STN	Satin Nickel Sierra faucet with 3/8" female compression connections, lever handle, and metal pop-up	223.95
Z7443-STN	Satin Nickel Sierra faucet with 3/8" female compression connections, lever handle, no pop-up hole, and grid strainer	217.15
Aerator Options (Not Available in Satin)		List Addition
FC	0.5 GPM vandal-resistant aerator	12.80
LA	2.2 GPM laminar flow outlet	9.45
SO	1.0 GPM spray outlet	7.95
VP	2.2 GPM vandal-resistant aerator	7.95
Handle Options		List Addition
LP	Loop handle	13.05
Miscellaneous Options		
-CST	3/8" copper inlets	-14.90

**Ceramic Disc Kitchen Faucets****Z7872C-XL**

Polished chrome-plated 8" centerset single control kitchen faucet with integral 8" brass D-tube swing spout and a ceramic disc cartridge. Unit is furnished with 2.2 GPM variable orifice aerator (complying with ANSI A112.18.1M Standard for flow), an ADA compliant lever handle, 3/8" stainless steel flex hose 18 inches in length with 3/8" female compression fitting, cover plate, remote mounted hose spray with escutcheon, and mounting hardware.

Model Number	List Price
Z7872C-XL	\$208.45
Same as Above Less Hose Spray	
Z7870C-XL	177.90
Aerator Options	
FC	0.5 GPM vandal-resistant aerator, with swivel
LA	2.2 GPM laminar flow outlet, with swivel
SO	1.0 GPM spray outlet
VP	2.2 GPM vandal-resistant aerator, with swivel

TEMP-GARD FAUCETS



Z74500 4" Centerset Faucet

Polished chrome-plated 4" centerset faucet with integral shanks, quarter-turn ceramic disc cartridges, and a 4-1/2" centerline integral spout. Unit is furnished with a 2.2 GPM variable orifice aerator (complying with ANSI A112.18.1 Standard for flow), 2-1/2" vandal-resistant brass lever handles, mounting hardware, and 1/2" coupling nuts for standard lavatory risers.

Model Number	Description	List Price
Z74500	Polished Chrome-Plated 4" Centerset Faucet	\$124.60
Z74500-STN	Satin 4" Centerset Faucet	170.05
Z74500-XL	Polished Chrome-Plated 4" Centerset Faucet	134.60
Z74500-XL-STN	Satin 4" Centerset Faucet	183.65

Optional Accessories

- FC 0.5 gpm vandal-resistant aerator
- G Grid strainer (Z8743-PC)
- GH ADA grid strainer (Z8746-PC)
- LA 2.2 gpm laminar flow outlet
- P Pop-up drain (7342-PUA)
- PR ADA trap, stop, and supply protectors (Z8946-1-NT)
- PRH ADA trap, stop, and supply protectors for offset grid strainer (Z8946-3-NT)
- SO 1.0 gpm spray outlet
- VP 2.2 gpm vandal-resistant aerator
- 1 2-1/2" vandal-resistant metal lever handles
- 2 Vandal-resistant metal four arm handles
- 4 4" vandal-resistant metal wrist blade handles
- 6 6" vandal-resistant metal wrist blade handles



Z74600 4" Centerset Gooseneck Faucet

Polished chrome-plated 4" centerset gooseneck faucet with integral shanks, quarter-turn ceramic disc cartridges, and a 3-1/2" centerline swing gooseneck spout. Unit is furnished with a 2.2 GPM variable orifice aerator (complying with ANSI A112.18.1 Standard for flow), 2-1/2" vandal-resistant brass lever handles, mounting hardware, and 1/2" coupling nuts for standard lavatory risers.

Model Number	Description	List Price
Z74600	Polished Chrome-Plated 4" Centerset Gooseneck Faucet	\$155.75
Z74600-STN	Satin 4" Centerset Gooseneck Faucet	200.95
Z74600-XL	Polished Chrome-Plated 4" Centerset Gooseneck Faucet	171.65
Z74600-XL-STN	Satin 4" Centerset Gooseneck Faucet	217.05

Optional Accessories

- B 1-1/2" x 4" 20-gauge heavy-duty basket strainer (Z8741-SS)
- FC 0.5 gpm vandal-resistant aerator
- G Grid strainer (Z8743-PC)
- GH ADA grid strainer (Z8746-PC)
- LA 2.2 gpm laminar flow outlet
- PR ADA trap, stop, and supply protectors (Z8946-1-NT)
- PRH ADA trap, stop, and supply protectors for offset grid strainer (Z8946-3-NT)
- SO 1.0 gpm spray outlet
- VP 2.2 gpm vandal-resistant aerator
- 1 2-1/2" vandal-resistant metal lever handles
- 2 Vandal-resistant metal four arm handles
- 4 4" vandal-resistant metal wrist blade handles
- 6 6" vandal-resistant metal wrist blade handles

TEMP-GARD FAUCETS**Z74700 8" Centerset Gooseneck Faucet**










Polished chrome-plated 8" deck faucet with integral shanks, quarter-turn ceramic disc cartridges, and an 8" centerline swing gooseneck spout. Unit is furnished with a 2.2 GPM variable orifice aerator (complying with ANSI A112.18.1 Standard for flow), 2-1/2" vandal-resistant brass lever handles, mounting hardware, and 1/2" coupling nuts for standard lavatory risers.

Model Number	Description	List Price
Z74700	Polished Chrome-Plated 8" Deck Faucet	\$184.30
Z74700-HS	Polished Chrome-Plated 8" Deck Faucet with Hose and Spray	214.15
Z74700-STN	Satin 8" Deck Faucet	239.30
Z74700-HS-STN	Satin 8" Deck Faucet with Hose and Spray	270.45
Z74700-XL	Polished Chrome-Plated 8" Deck Faucet <i>Available Q1 2011.</i>	199.05
Z74700-XL-HS	Polished Chrome-Plated 8" Deck Faucet with Hose and Spray <i>Available Q1 2011.</i>	231.30
Z74700-XL-STN	Satin 8" Deck Faucet <i>Available Q1 2011.</i>	258.45
Z74700-X-HS-STN	Satin 8" Deck Faucet with Hose and Spray <i>Available Q1 2011.</i>	292.05

Optional Accessories

-B	1-1/2" x 4" 20-gauge heavy-duty basket strainer (Z8741-SS)
-FC	0.5 gpm vandal-resistant aerator
-G	Grid strainer (Z8743-PC)
-GH	ADA grid strainer (Z8746-PC)
-LA	2.2 gpm laminar flow outlet
-PR	ADA trap, stop, and supply protectors (Z8946-1-NT)
-PRH	ADA trap, stop, and supply protectors for offset grid strainer (Z8946-3-NT)
-SO	1.0 gpm spray outlet
-VP	2.2 gpm vandal-resistant aerator
-1	2-1/2" vandal-resistant metal lever handles
-2	Vandal-resistant metal four arm handles
-4	4" vandal-resistant metal wrist blade handles
-6	6" vandal-resistant metal wrist blade handles

TEMP-GARD PARTS PRICE LIST

Part No.	Description	List Price	Part No.	Description	List Price
Temp-Gard I Shower Valve Series Handles			Shower Heads, continued		
Z7000-LH	Lever handle	\$14.40	Z7000-S6-VP	 Small brass shower head with brass ball joint connector and spray adjustment, chrome finish, vandal resistant; 2.5 GPM max.	\$ 73.65
Z7000-STH	Standard ABS chrome-plated handle with screw and button	7.55	Z7000-S6-STN	Small brass shower head with brass ball joint connector, spray adjustment, satin nickel finish; 2.5 GPM max.	85.00
Temp-Gard III Shower Valve Series Handles			Z7000-S7	 Brass fixed spray shower head with brass ball joint connector, fixed spray pattern, chrome finish; 2.2 GPM max.	77.15
RK7300-LH	Lever handle	26.85	Z7000-S7-VP	 Brass fixed spray shower head with brass ball joint connector, fixed spray pattern, chrome finish, vandal resistant; 2.2 GPM max.	83.95
RK7300-LHS	Sierra Series lever handle	29.50	Z7000-S8	 Water saver shower head with adjustable spray and brass ball joint connector, constant flow orifice; 1.75 GPM flow	30.45
RK7300-LHS-STN	Sierra Series lever handle; satin nickel	57.70	Z7000-S8-STN	Water saver shower head with adjustable spray and brass ball joint connector, constant flow orifice, satin nickel finish; 1.75 GPM flow	69.50
Arms			Z7000-S9	 Water saver shower head with adjustable spray and brass ball joint connector, constant flow orifice; 1.5 GPM flow	30.45
Z7000-A1	Standard 6" shower arm and stamped escutcheon	11.50	Z7000-S9-STN	Water saver shower head with adjustable spray and brass ball joint connector, constant flow orifice, satin nickel finish; 1.5 GPM flow	69.50
Z7000-A1-STN	Standard 6" shower arm and stamped escutcheon; satin nickel	20.75	Z7000-S10	Water saver shower head with adjustable spray and brass ball joint connector, constant flow orifice; 1.25 GPM flow	30.45
Z7000-A2	Standard 6" shower arm and cast escutcheon	17.50	Institutional Shower Heads		
Z7000-A3	8" shower arm and stamped escutcheon	14.30	Z7000-I2-1.25	Institutional wall mount with fixed spray shower head; 1.25 GPM max.	121.40
Z7000-A4	8" shower arm and cast escutcheon	21.55	Z7000-I2-1.5	Institutional wall mount with fixed spray shower head; 1.5 GPM max.	121.40
Conversion Hardware for Shower Valves			Z7000-I2-1.75	Institutional wall mount with fixed spray shower head; 1.75 GPM max.	121.40
Z7000-CC	Stainless steel conversion cover plate and hardware	31.25	Z7000-I2-2.0	Institutional wall mount with fixed spray shower head; 2.0 GPM max.	121.40
Z7000-WF	TG1 Wall mount flange for fiberglass installations	2.90	Z7000-I2	Institutional wall mount with fixed spray shower head; 2.5 GPM max.	121.40
RK7300-WF	TG3 Wall mount flange for fiberglass installations	5.85	Z7000-I5-1.25	Institutional wall mount with large brass shower head with spray adjustment, chrome finish; 1.25 GPM max.	161.10
Shower Heads			Z7000-I5-1.5	Institutional wall mount with large brass shower head with spray adjustment, chrome finish; 1.5 GPM max.	161.10
Z7000-S1	 Standard ABS plastic chrome-plated shower head with brass ball joint connector; 2.5 GPM max.	17.00	Z7000-I5-1.75	Institutional wall mount with large brass shower head with spray adjustment, chrome finish; 1.75 GPM max.	161.10
Z7000-S5	 Large brass shower head with spray adjustment, chrome finish; 2.5 GPM max.	74.40			
Z7000-S5-2.0	Large brass shower head with spray adjustment, chrome finish; 2.0 GPM max.	74.40			
Z7000-S5-1.75	Large brass shower head with spray adjustment, chrome finish; 1.75 GPM max.	74.40			
Z7000-S5-1.5	Large brass shower head with spray adjustment, chrome finish; 1.5 GPM max.	74.40			
Z7000-S5-1.25	Large brass shower head with spray adjustment, chrome finish; 1.25 GPM max.	74.40			
Z7000-S5-STN	Large brass shower head with spray adjustment, satin nickel finish; 2.5 GPM max.	99.90			
Z7000-S5-VP	 Large brass shower head with spray adjustment, chrome finish, vandal resistant; 2.5 GPM max.	98.85			
Z7000-S6	 Small brass shower head with brass ball joint connector, spray adjustment, chrome finish; 2.5 GPM max.	55.90			
Z7000-S6-2.0	Small brass shower head with brass ball joint connector and spray adjustment, chrome finish; 2.0 GPM max.	55.90			
Z7000-S6-1.75	Small brass shower head with brass ball joint connector and spray adjustment, chrome finish; 1.75 GPM max.	55.90			
Z7000-S6-1.5	Small brass shower head with brass ball joint connector and spray adjustment, chrome finish; 1.5 GPM max.	55.90			
Z7000-S6-1.25	Small brass shower head with brass ball joint connector and spray adjustment, chrome finish; 1.25 GPM max.	55.90			












Temp-Gard
Parts Price List

TEMP-GARD PARTS PRICE LIST

Temp-Gard
Parts Price List

Part No.	Description	List Price	Part No.	Description	List Price
Institutional Shower Heads, continued			Handwall Units, continued		
Z7000-I5-2.0	Institutional wall mount with large brass shower head with spray adjustment, chrome finish; 2.0 GPM max.	\$161.10	Z7000-HW3	Handwall shower unit, 69" metal hose, standard handset, supply elbow and flange, 48" slide bar	\$287.65
Z7000-I5	Institutional wall mount with large brass shower head with spray adjustment, chrome finish; 2.5 GPM max.	161.10	Z7000-HW4	Handwall shower unit, 69" vinyl/nylon hose, standard handset, supply elbow and flange, 24" slide bar	193.50
Z7000-I6-1.25	Institutional wall mount with small brass shower head with brass ball joint connector, spray adjustment, chrome finish; 1.25 GPM max.	145.10	Z7000-HW5	Handwall shower unit, 69" vinyl/nylon hose, standard handset, supply elbow and flange, 48" slide bar	236.65
Z7000-I6-1.5	Institutional wall mount with small brass shower head with brass ball joint connector, spray adjustment, chrome finish; 1.5 GPM max.	145.10	Z7000-HW6	Handwall shower unit, 60" metal hose, standard handset, supply elbow and flange, 24" slide bar and vacuum breaker	221.10
Z7000-I6-1.75	Institutional wall mount with small brass shower head with brass ball joint connector, spray adjustment, chrome finish; 1.75 GPM max.	145.10	Z7000-HW7	Handwall shower unit, 60" vinyl/nylon hose, standard handset, supply elbow and flange, 24" slide bar	203.35
Z7000-I6-2.0	Institutional wall mount with small brass shower head with brass ball joint connector, spray adjustment, chrome finish; 2.0 GPM max.	145.10	Z7000-HW8	Standard handwall shower unit, 60" metal hose, standard handset, supply elbow and flange, with two wall hooks	153.20
Z7000-I6	Institutional wall mount with small brass shower head with brass ball joint connector, spray adjustment, chrome finish; 2.5 GPM max.	145.10	Z7000-HW9	Standard handwall shower unit, 60" metal hose, standard handset, supply elbow and flange, with two wall hooks and in-line vacuum breaker	172.55
Z7000-I7	Institutional wall mount brass fixed spray shower head with brass ball joint connector, fixed spray pattern, chrome finish; 2.2 GPM max.	174.75	Z7000-HW10	Standard handwall shower unit, 60" stainless hose, standard handset, supply elbow and flange, with two wall hooks and in-line vacuum breaker	220.80
Z7000-I8	Institutional wall mount water saver shower head with adjustable spray and brass ball connector, constant flow orifice; 1.75 GPM flow	151.15	Z7000-HW11	Handwall shower unit, 60" metal hose, standard handset, supply elbow and flange, 30" slide bar	293.60
Z7000-I9	Institutional wall mount water saver shower head with adjustable spray and brass ball connector, constant flow orifice; 1.5 GPM flow	151.15	Z7000-HW12	Handwall shower unit, 69" vinyl/nylon hose, standard handset, supply elbow and flange, 30" slide bar	285.20
Z7000-I10	Institutional wall mount water saver shower head with adjustable spray and brass ball connector, constant flow orifice; 1.25 GPM flow	149.60	Z7000-HW13	Handwall shower unit, 69" metal hose, standard handset, supply elbow and flange, 30" slide bar	299.10
Z7000-AP	Anchor plate assembly with screws for wall mount shower heads; for tile applications	33.90	Z7000-HW14	Handwall shower unit, 60" metal hose, standard handset, supply elbow and flange, 36" grab bar with holder	308.60
Z7000-BP	Base plate assembly with screws for wall mount shower heads; for walls over 4"	70.80	Z7000-HW15	Handwall shower unit, 60" metal hose, standard handset, supply elbow and flange, 24" slide bar with holder	280.60
Diverter Valves and Spring Checks			Handshower Units		
Z7000-DV-2P	Two-way diverter valve; three-port 1/2" copper sweat	126.30	Z7000-HS	Handshower unit with 60" metal hose, standard handset, 24" slide bar, and shower arm diverter valve	276.05
Z7000-DS	Shower arm diverter; push/pull type, for hand shower units only	66.75	Z7000-HS2	Handshower unit with 60" metal hose, standard handset, 24" slide bar, shower arm diverter valve, and in-line vacuum breaker	300.45
Z7000-SC	Pair of dual spring checks	70.65	Z7000-HS3	Handshower unit with 60" vinyl/nylon hose, standard handset, 24" slide bar, and shower arm diverter valve	266.90
Miscellaneous Diverter Valve Parts			Z7000-HS4	Handshower unit with 60" metal hose, standard handset, two wall hooks, and shower arm diverter valve	166.00
7073-33	Spring	3.30	Z7000-HS5	Handshower unit with 60" vinyl/nylon hose, standard handset, two wall hooks, and shower arm diverter valve	156.85
7073-80	Friction ring	2.65	Z7000-HS6	Handshower unit with 69" metal hose, standard handset, 48" slide bar, and shower arm diverter valve	326.35
7073-81	Escutcheon assembly	8.80	Miscellaneous Handwall Parts		
Handwall Units			7080-92	24" slide bar	88.45
Z7000-HW	Handwall shower unit, 60" metal hose, standard handset, supply elbow and flange, 24" slide bar	201.90	7081-92	48" slide bar	236.65
Z7000-HW2	Handwall shower unit, 69" metal hose, standard handset, supply elbow and flange, 24" slide bar	244.50	7082-92	30" slide bar	169.55

TEMP-GARD PARTS PRICE LIST

Part No.	Description	List Price	Part No.	Description	List Price
Handwall and Handshower Options/Accessories			Tub Spouts, continued		
Z7000-GBH	 Handwall shower head holder, for grab bar only	\$ 40.90	Z7000-T3	Cast brass tub spout with chrome finish and 1/2" female IPS	\$ 62.10
Z7000-GB24	 24" stainless steel grab bar	129.55	Z7000-T4	Cast brass tub spout with diverter, chrome finish and 1/2" female IPS	62.10
Z7000-GB36	 36" stainless steel grab bar	160.75	Atmospheric Vacuum Breakers		
Z7000-GB24H	 24" stainless steel grab bar with handwall shower head holder	163.40	Z7000-VB	In-line vacuum breaker for use with 1/2" handwall hose	24.60
Z7000-GB36H	 36" stainless steel grab bar with handwall shower head holder	196.00	Dial Thermometers		
Z7000-H1	Standard hand-held shower head with chrome finish; 2.5 gpm	21.85	Z7000-DT	Dial thermometer with color-coded face and bi-metallic probe	182.30
Z7000-H2	Hand-held shower head with shut-off lever; off white finish	30.40	Z7000-DT-LT	Dial thermometer less trim	130.70
Z7000-H4	Hand-held shower head with pulse spray and shut-off lever; off-white finish	49.75	Metering Valves		
Z7000-H7	 Hand-held shower head with chrome finish; 2.0 gpm	39.80	Z7130	Slow closing push-button metering valve	278.80
Z7000-H9	 Hand-held shower head with chrome finish; 1.5 gpm	39.80	Z7130-SS	Slow closing push-button metering valve with service stop	301.85
Z7000-QD	Quick disconnect in-line hose connector	137.10	Repair Kit for Metering Valve		
Z7000-SE	Brass chrome-plated supply elbow and flange	27.95	G60522	Metering handle assembly	24.45
Tub Spouts			G60561	Handle nut assembly	14.20
Z7000-T1	 Standard tub spout with 1/2" IPS	14.25	G67800	Metering cartridge assembly	22.20
Z7000-T1-SJ	 Standard tub spout with 1/2" slip joint connection	23.70	G61994	Shower valve escutcheon	5.55
Z7000-T2	 Standard tub spout with pull-up diverter with 1/2" female IPS	26.20	G67788	Shank filter assembly	7.85
Z7000-T2-STN	 Standard tub spout with pull-up diverter with 1/2" female IPS; satin nickel finish	32.35	Tract Packs for Temp-Gard I Series Valves		
Z7000-T2-SJ	Standard tub spout with pull-up diverter with 1/2" slip joint connection	33.60	TPK7100-SS	3-Port shower only valve with service stops	174.45
Z7000-T2-SJ-STN	Standard tub spout with pull-up diverter with 1/2" slip joint connection; satin nickel finish	41.75	TPK7120-SS	3-Port shower only valve with volume control and service stops	213.95
			TPK7200-SS	4-Port tub and shower valve with service stops	191.90
			TPK7220-SS	4-Port tub and shower valve with integral diverter valve and service stops	216.90
			Tract Packs for Temp-Gard III Series Valves		
			TPK7300-SS	4-Port valve only with tub plug, service stops, and 1/2" female NPT threaded connections	127.95
			TPK7300-SSC	4-Port valve only with tub plug, service stops, and 1/2" copper sweat connections	127.95
			TPK7300-SS-STN	4-Port valve only with tub plug, satin nickel finish, service stops, and 1/2" female NPT threaded connections	179.15
			TPK7300-SSC-STN	4-Port valve only with tub plug, satin nickel finish, service stops, and 1/2" copper sweat connections	179.15
			Trim Packs for Temp-Gard I Series Valves		
			TMPK7100	Trim pack for shower valve only; chrome-plated ABS plastic main cover, escutcheon, standard handle; complete with dial plate and screws	22.30
			TMPK7100-LH	Trim pack for shower valve only; chrome-plated ABS plastic main cover, escutcheon, metal lever handle; complete with dial plate and screws	31.80
			TMPK7100-MT	Trim pack for shower valve only; chrome-plated metal main cover, escutcheon, metal lever handle; complete with dial plate and screws	37.30

Temp-Gard
Parts Price List

TEMP-GARD PARTS PRICE LIST

Temp-Gard
Parts Price List

Part No.	Description	List Price
Trim Packs for Temp-Gard I Series Valves, continued		
TMPK7101	Trim pack for shower valve with accessories; chrome-plated ABS plastic main cover, escutcheon, standard handle, shower head, shower arm, arm escutcheon; complete with dial plate and screws	\$42.95
TMPK7101-LH	Trim pack for shower valve with accessories; chrome-plated ABS plastic main cover, escutcheon, metal lever handle, shower head, shower arm, arm escutcheon; complete with dial plate and screws	54.15
TMPK7101-MT	Trim pack for shower valve with accessories; chrome-plated metal main cover, escutcheon, metal lever handle, shower head, shower arm, arm escutcheon; complete with dial plate and screws	63.30
TMPK7120	Trim pack for shower valve only with volume control; chrome-plated ABS plastic main cover, escutcheon, standard handle, volume control handle; complete with dial plate and screws	26.85
TMPK7120-LH	Trim pack for shower valve only with volume control; chrome-plated ABS plastic main cover, escutcheon, metal lever handle, volume control handle; complete with dial plate and screws	61.10
TMPK7120-MT	Trim pack for shower valve only with volume control; chrome-plated metal main cover, escutcheon, metal lever handle, volume control handle; complete with dial plate and screws	71.55
TMPK7121	Trim pack for shower valve only with volume control and accessories; chrome-plated ABS main cover, escutcheon, standard handle, diverter handle, shower head, shower arm, arm escutcheon; complete with dial plate and screws	55.45
TMPK7121-LH	Trim pack for shower valve only with volume control and accessories; chrome-plated ABS main cover, escutcheon, metal lever handle, diverter handle, shower head, shower arm, arm escutcheon; complete with dial plate and screws	64.70
TMPK7121-MT	Trim pack for shower valve only with volume control and accessories; chrome-plated metal main cover, escutcheon, metal lever handle, diverter handle, shower head, shower arm, arm escutcheon; complete with dial plate and screws	77.75
TMPK7200	Trim pack for tub and shower valve only; chrome-plated ABS plastic main cover, escutcheon, standard handle; complete with dial plate and screws	23.55
TMPK7200-LH	Trim pack for tub and shower valve only; chrome-plated ABS plastic main cover, escutcheon, metal lever handle; complete with dial plate and screws	41.15
TMPK7200-MT	Trim pack for tub and shower valve only; chrome-plated metal main cover, escutcheon, metal lever handle; complete with dial plate and screws	53.35
TMPK7201	Trim pack for tub and shower valve only with accessories; chrome-plated ABS plastic main cover, escutcheon, standard handle, shower head, shower arm, arm escutcheon, diverter tub spout, complete with dial plate and screws	64.70

Part No.	Description	List Price
Trim Packs for Temp-Gard I Series Valves, continued		
TMPK7201-LH	Trim pack for tub and shower valve with accessories; chrome-plated ABS plastic main cover, escutcheon, metal lever handle, shower head, shower arm, arm escutcheon, diverter tub spout; complete with dial plate and screws	\$ 76.50
TMPK7201-MT	Trim pack for tub and shower valve with accessories; chrome-plated metal main cover, escutcheon, metal lever handle, shower head, shower arm, arm escutcheon, diverter tub spout; complete with dial plate and screws	96.10
TMPK7220	Trim pack for tub and shower valve with volume control, chrome-plated ABS plastic main cover, escutcheon, standard handle, volume control handle; complete with dial plate and screws	38.60
TMPK7220-LH	Trim pack for tub and shower valve with volume control, chrome-plated ABS plastic main cover, escutcheon, metal lever handle, volume control handle; complete with dial plate and screws	41.00
TMPK7220-MT	Trim pack for tub and shower valve with volume control; chrome-plated metal main cover, escutcheon, metal lever handle, volume control handle; complete with dial plate and screws	54.65
TMPK7221	Trim pack for tub and shower valve with volume control and accessories, chrome-plated ABS plastic main cover, escutcheon, standard handle, volume control handle, shower head, shower arm, arm escutcheon, tub spout; complete with dial plate and screws	61.50
TMPK7221-LH	Trim pack for tub and shower valve with volume control and accessories; chrome-plated ABS plastic main cover, escutcheon, metal lever handle, volume control handle, shower head, shower arm, arm escutcheon, tub spout; complete with dial plate and screws	71.20
TMPK7221-MT	Trim pack for tub and shower valve with volume control and accessories; chrome-plated metal main cover, escutcheon, metal lever handle, volume control handle, shower head, shower arm, arm escutcheon, tub spout; complete with dial plate and screws	80.55
Trim Packs for Temp-Gard III Series Valves		
TMPK7300-MT	Chrome-plated metal cover with index, escutcheon nut, handle, screws, and gasket	56.40
TMPK7301-MT	Chrome-plated metal cover with index, escutcheon nut, handle, screws, and gasket, Z7000-S1 shower head, Z7000-A1 shower arm and shower flange	74.30
TMPK7302-MT	Chrome-plated metal cover with index, escutcheon nut, handle, screws, and gasket, Z7000-S1 shower head, Z7000-A1 shower arm and shower flange, and Z7000-T2 diverter tub spout	93.55
TMPK7300-ST	Sierra Series chrome-plated metal cover, escutcheon nut, handle, screws, gasket, and plastic dial plate	81.35
TMPK7300-STN	Sierra Series satin nickel metal cover, escutcheon nut, handle, screws, gasket, and plastic dial plate	132.25

TEMP-GARD PARTS PRICE LIST

Part No.	Description	List Price
Trim Packs for Temp-Gard III Series Valves, continued		
TMPK7301-ST	Sierra Series chrome-plated metal cover, escutcheon nut, handle, screws, gasket, plastic dial plate, shower head, shower arm, and shower flange	\$102.60
TMPK7301-STN	Sierra Series satin nickel metal cover, escutcheon nut, handle, screws, gasket, plastic dial plate, shower head, shower arm, and shower flange	143.35
TMPK7302-ST	Sierra Series chrome-plated metal cover, escutcheon nut, handle, screws, gasket, plastic dial plate, shower head, shower arm, shower flange, and diverter tub spout	165.65
TMPK7302-STN	Sierra Series satin nickel metal cover, escutcheon nut, handle, screws, gasket, plastic dial plate, shower head, shower arm, shower flange, and diverter tub spout	43.40
Shower Valve Repair Kits for Temp-Gard I Series Valves		
RK7000-100	Repair kit, packing	4.10
RK7000-110	Repair kit, adjustment screw	3.95
RK7000-11A	Repair kit, two standard trim screws; stainless steel	3.35
RK7000-11AB	Repair kit, two trim screws, black anodized stainless	3.35
RK7000-11ABL	Repair kit, two trim screws (long); black anodized stainless	6.85
RK7000-120	Repair kit, seal replacement kit	6.00
RK7000-180	Repair kit, hot and cold seat replacement	38.85
RK7000-18RC	Repair kit, reverse core valve seat	63.55
RK7000-18T00LS	Repair kit, seat tools	17.45
RK7000-200	Repair kit, complete bonnet nut with adjusting screw	50.00
RK7000-20HB	Repair kit, complete bonnet nut, 3/4" hose bibb flushing out kit	21.85
RK7000-50	Repair kit, valve stem complete	69.65
RK7000-50ACL	Repair kit, valve stem complete (Andre Collection)	79.95
RK7000-50A	Repair kit, service stops	8.60
RK7000-50FL	Repair kit, stem, for harsh water conditions	69.65
RK7000-50B	Repair kit, diverter stem for Z7220 Series manufactured prior to the year 2000 (Cream Colored)	4.25
RK7000-50BN	Repair kit, diverter stem for Z7220 Series manufactured during or after the year 2000 (White with Black Gasket)	9.70
RK7000-50C	Repair kit, diverter stem for Z7120 Series (Black)	4.25
RK7000-50EXT	Extension kit for the RK7000-50, increases length by 1-1/4"	58.15
RK7073-50	Repair kit, 2-way and 3-way replacement stem complete RK	33.75
RK7073-50EXT	Repair kit with 1" extension, 2-way and 3-way replacement stem complete RK	57.60

Part No.	Description	List Price
Shower Valve Repair Kits for Temp-Gard III Series Valves		
RK7300-CART	Pressure balancing cartridge	\$63.70
RK7300-EXT	Extension kit, polished chrome, increases length by 1"	57.60
RK7300-EXT-STN	Extension kit, satin nickel, increases length by 1"	57.60
RK7300-LH	Lever handle	26.85
RK7300-LHS	Sierra Series lever handle	29.50
RK7300-LHS-STN	Sierra Series lever handle, satin nickel	19.35
RK7300-WF	Wall flange	5.85
RK7300-11AE-001	Standard 3" cover screws	8.75
RK7300-11AE-002	4" cover screws	12.50
RK7300-11AV	Vandal-resistant 3" cover screws	104.10
RK7300-20HB	Hose bib flushing-out kit	24.30
RK7300-50A	Service/check stop repair kit	13.80
RK7300-8MT-002	Cover plate with index	21.85
Miscellaneous Temp-Gard I Parts		
7000-3	Diverter retainer	3.95
7000-3D	Stop retainer	1.40
7000-6C	Diverter handle	14.55
7000-11D	Retainer screw	2.90
7000-32	Diverter handle retainer clip	2.20
7000-90	Cover gasket	2.90
Miscellaneous Temp-Gard III Parts		
7300-81MT	Escutcheon	23.70
Shower Valve Repair Kits for Aqua-Panel		
RK7500-50A	Repair kit, service stops	14.00
RK7500-200	Repair kit, complete bonnet nut	36.45
<i>All other repair kits are the same as Temp-Gard I series valve.</i>		
Miscellaneous Aqua-Panel Parts		
7000-12E	Flow control washer	1.95
7500-29	Outlet adapter	14.55
Sierra Faucet Repair Kits		
RK7440-3	Retaining nut	2.65
RK7440-17	Mounting bracket assembly	0.50
RK7440-90	Base plate	2.65
RK7440-CART	Ceramic control cartridge	22.80
RK7440-HK	Inlet gasket kit with brass nuts	8.65
RK7440-36W	Spout repair kit	20.60
Sierra Faucet Aerators, Z7440		
RK7440-94	Standard 2.2 GPM aerator	4.30
RK7440-94-STN	Standard 2.2 GPM aerator, satin nickel finish	30.80
7440-94FC/WK	0.5 GPM vandal-resistant aerator	30.85
7440-94LA	2.2 GPM laminar flow outlet	21.85
RK7440-94SO	1.0 GPM spray outlet	26.35
7440-94VP/WK	2.2 GPM vandal-resistant aerator	27.20

Temp-Gard
Parts Price List

TEMP-GARD PARTS PRICE LIST

Temp-Gard
Parts Price List

Part No.	Description	List Price
Sierra Faucet Aerators, Z74500		
RK74500-94	Standard 2.2 GPM aerator	\$19.05
RK74500-94-STN	Standard 2.2 GPM aerator, satin nickel finish	30.25
RK74500-94FC	0.5 GPM vandal-resistant aerator	28.60
RK74500-94LA	2.2 GPM laminar flow outlet	19.05
RK74500-94SO	1.0 GPM spray outlet	19.05
RK74500-94VP	2.2 GPM vandal-resistant aerator	27.45
Sierra Faucet Aerators, Z74600		
RK74600-94	Standard 2.2 GPM aerator	19.05
RK74600-94-STN	Standard 2.2 GPM aerator, satin nickel finish	30.25
RK74600-94FC	0.5 GPM vandal-resistant aerator	28.60
RK74600-94LA	2.2 GPM laminar flow outlet	19.05
RK74600-94SO	1.0 GPM spray outlet	19.05
RK74600-94VP	2.2 GPM vandal-resistant aerator	27.45
Sierra Faucet Aerators, Z74700		
RK74700-94	Standard 2.2 GPM aerator	19.05
RK74700-94-STN	Standard 2.2 GPM aerator, satin nickel finish	30.25
RK74700-94FC	0.5 GPM vandal-resistant aerator	28.60
RK74700-94LA	2.2 GPM laminar flow outlet	19.05
RK74700-94SO	1.0 GPM spray outlet	19.05
RK74700-94VP	2.2 GPM vandal-resistant aerator	27.45
Sierra Faucet Handles, Z7440		
RK7440-LH	Standard lever handle assembly	17.45
RK7440-LP	Loop handle assembly	16.90
RK7440-LP-STN	Loop handle assembly, satin nickel	29.55
Z74500, Z74600, and Z74700 Handles and Indexes		
RK74500-LH	Handle assembly	56.00
RK74500-LH-STN	Handle assembly, satin nickel finish	72.80
G60501	2-1/2" vandal-resistant metal lever handles	26.10
G60503	Vandal-resistant metal four-arm handles	31.80
G60504	4" vandal-resistant metal wrist blade handles	47.25
G60508	6" vandal-resistant metal wrist blade handles	64.35
G67801	Hot and cold indexes	7.70
G67812	Hot and cold indexes, satin nickel finish	10.45

Part No.	Description	List Price
Miscellaneous Sierra Faucet Parts		
Z8743-PC	1-1/4" grid drain assembly	\$24.50
Z8743-PC-STN	1-1/4" grid drain assembly, satin nickel	70.20
7340-920	Lift rod	7.30
7340-920-STN	Lift rod, satin nickel	11.80
7342-PUA	1-1/4" pop-up drain assembly	43.50
7342-PUA-STN	1-1/4" pop-up drain assembly, satin nickel	59.20
Z7870 Series Repair Kits		
RK7872C-XL-DV	Hose spray diverter	4.45
RK7872C-XL-QR	Quad ring seal kit	3.20
RK7872C-XL-CART	Cartridge assembly	15.10
RK7872C-XL-3	Bonnet nut assembly	18.80
RK7872C-XL-6	Lever handle assembly	24.10
RK7872C-XL-21	Spray hose and handset assembly	22.70
Z7870C Series Aerators		
RK7872C-94	Standard 2.2 GPM aerator	20.75
RK7872C-94FC	0.5 GPM vandal-resistant aerator	26.50
RK7872C-94LA	2.2 GPM laminar flow outlet	26.05
RK7872C-SO	1.0 GPM spray outlet	26.05
RK7872C-94VP	2.2 GPM vandal-resistant aerator	27.65

TERMS and CONDITIONS

The prices shown herein supersede all previous quotations and are subject to change without notice. Zurn Industries, LLC - Commercial Brass Operation is under no obligation to sell anyone or company the goods listed herein or in its catalogs.

Terms of Payment: Net payment terms are 2% 30 days, net 31. In addition to prices and freight specified, the Buyer shall pay all sales, consumers or other applicable taxes. A 1-1/2% per month service charge will be added to all past due invoices. Annual rate of 18%.

Limited Warranty: All goods sold hereunder are warranted to be free from defects in material and factory workmanship for a period of three (3) years from the date of purchase. We will replace at no cost goods that prove defective provided we are notified in writing of such defect and the goods are returned to Zurn Industries, LLC prepaid at Falconer, New York, with evidence that they have been properly maintained and used in accordance with instructions. **We shall not be responsible for any labor charges or any loss, injury, or damages whatsoever, including incidental or consequential damages.** The sole and exclusive remedy shall be limited to the replacement of the defective goods. Before installation and use, the purchaser shall determine the suitability of the product for his intended use and the purchaser assumes all risk and liability whatever in connection therewith. Where permitted by law, **the implied warranty of merchantability is expressly excluded.** If the products sold hereunder are "consumer products," **the implied warranty of merchantability is limited to a period of three (3) years and shall be limited solely to the replacement of the defective goods.** All weights stated in our catalogs and lists are approximate and are not guaranteed.

Returned Goods: Standard cataloged merchandise may not be returned to Zurn Industries, LLC for credit unless prior written approval is obtained by the Buyer from Zurn. Approval will only be granted when material is currently manufactured and listed in this price sheet. Credit will be issued on all material returned by permission, at the invoiced purchase price, less a minimum handling fee of 25% and less any expense which might be incurred in reconditioning goods to saleable condition. No returns will be allowed on custom product assemblies that were manufactured in accordance with the customer's specifications. Transportation charges must be prepaid by the Buyer. Credit allowance will be in the form of merchandise credit only – no cash credit.

Minimum Charge: All orders having a net value of less than \$100.00, we reserve the right to apply a \$100.00 net minimum invoice on faucets and repair parts.

NOTE: All product illustrations, specifications and published literature are based on authorized information. Although descriptions are thought to be accurate at the time of publication approval, accuracy cannot be guaranteed. Zurn Industries, LLC reserves the right to make changes, without notice. Please contact your local sales representative for the latest information at the time of purchase.

Freight: All sales are F.O.B. Falconer, New York. Zurn Industries, LLC will allow full freight on shipments of \$3,000.00 net when the shipment is within the continental United States and has as a destination of the Buyer's standard business address or a designated job location. Routing of shipment shall be determined at the sole discretion of Zurn Industries, LLC.

Damage: All claims for damage in transit, storage or non-delivery must be filed against the carrier by the Buyer.

Credit: All orders are subject to credit approval by Zurn Industries, LLC Credit Department in Falconer, New York, prior to the acceptance of the order. Orders may be refused, delivery may be withheld, or shipment stopped in transit on orders accepted without any liability on Zurn Industries, LLC's part, if, in its sole option, the Buyer's ability to pay for the merchandise or the terms and conditions contained herein is in doubt.

All pricing in U.S. currency.



TUBULAR BRASS PLUMBING PRODUCTS PRICE GUIDE



JANUARY 2012

TABLE OF CONTENTS

Commercial Specification Products

Table of Contents 207

Semi-Cast Traps 208-209

Strainers, P.O. Plugs, and Offsets 210-211

Supply Kits 212-217

Braided Stainless Steel and Quarter-Turn Stop-Supply Kits 218-220

Braided Stainless Steel Supplies 221

Brass Nipples and Cast Flanges 222

Miscellaneous Products 223

ADA Products 224-225

Bulk Packaged Products 226-227

Standard, Heavy-Duty, and Quarter-Turn Stops 228-232

Premiere Line Heavy Stops 231-233

Supply Stops 232

Trap Primers 234-235

Numerical Index to Commercial Specification Products 236-239

Tubular Brass Products

Table of Contents 241

Brass Products 242-253

Brass Bath Wastes 254

Basket Strainers 255-257

Numerical Index to Tubular Brass Products 258-260

Terms and Conditions 262

COMMERCIAL SPECIFICATION PRODUCTS TABLE OF CONTENTS

SEMI-CAST TRAPS

P-Traps with Wall Bend 208
 P-Traps with Wall Bend Less Cleanout 208
 P-Traps with Wall Bend Less Cleanout and With Cleanout –
 Tamper Proof 209
 Swivel P-Traps with Cleanout 209
 Fort Worth Code Traps 209

STRAINERS, P.O. PLUGS and OFFSETS

Beehive Urinal Strainers 210
 Flat Grid Urinal Strainers 210
 Flat Grid Sink Strainers 210
 Wide Top Sink Strainers 210
 Basket Strainers 211
 Solid Top Open Grid P.O. Plugs 211
 Offset Lavatory Strainers, ADA Compliant 211
 Offset Sink Strainers, ADA Compliant 211

SUPPLY KITS

Standard Line 212-216
 Flexible Lavatory 212
 XL Flexible Lavatory Supply Kits with Standard Stops 213
 Rigid Lavatory 214
 Flexible Closet 215
 Rigid Closet 216
Heavy Duty Line 212-215
 Flexible Lavatory 212
 XL Flexible Lavatory Supply Kits with Heavy-Duty Stops 213
 Rigid Lavatory 214
 Flexible Closet 215
 Rigid Closet 216
 Tailpieces – Offset, Straight 216
 Supply Options 217

BRAIDED S/S and QUARTER-TURN STOP-SUPPLY KITS

Standard Line 218-220
 Flexible Lavatory – Quarter-Turn Stop 218
 Flexible Closet – Quarter-Turn Stop 218
 Braided Stainless Steel Lavatory – Std. and Quarter-Turn Stop 219
 Braided Stainless Steel Closet – Std. and Quarter-Turn Stop 220
Heavy Duty Line 218
 Flexible Lavatory – Quarter-Turn Stop 218
 Flexible Closet – Quarter-Turn Stop 218

BRAIDED STAINLESS STEEL SUPPLIES

Lavatory Sink Supplies 221
 Closet Supplies 221

BRASS NIPPLES and CAST FLANGES

Flanges with Setscrew 222
 Nipples – Brass 222

MISCELLANEOUS PRODUCTS

Waste and Vent Connections
 Copper Sweat Connections 223
 Female IPS Waste Connections 223
 Male IPS Connections 223

ADA PRODUCTS

Trap, Stop and Supply Protectors 224
 Pre-Wrapped Cast Body P-Traps with Tubular Wall Bend 224
 Pre-Wrapped Cast Body P-Traps with Lavatory Offset Assembly 224
 Rigid Lavatory Enclosures 225

BULK-PACKAGED PRODUCTS

Elbows – Cast 226
 Lavatory Flexible Riser Tubes 226
 Closet Flexible Riser Tubes 226
 Compression Flexible Riser Tubes 226
 Sweat Flexible Riser Tubes 227
 Lock Shield Caps 227
 Loose Key for Standard and Heavy-Duty Stops 227
 Cross Handles 227

STANDARD, HEAVY-DUTY and QUARTER-TURN STOPS

Standard Line Stops 228, 230
 XL Standard and Heavy-Duty Stops 229
 Premiere Line Heavy Stops 231, 232
 Supply Stops 232
 Quarter-Turn Standard Line Angle Stops 233
 Quarter-Turn Premiere Line Heavy Angle Stops 233

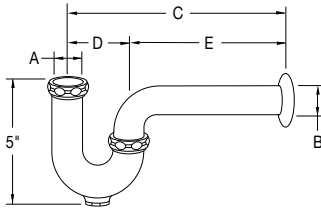
TRAP PRIMERS

Water Saver Trap Primer – 1-1/2" 234
 Trap Primer – 1-1/4" CP 235
 Trap Primer – 1-1/2" CP 235

Numerical Index to Commercial Products 236-239



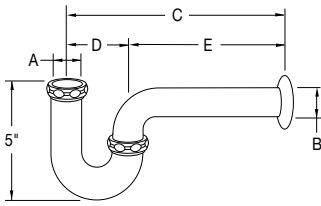
COMMERCIAL SPECIFICATION PRODUCTS



P-TRAPS WITH WALL BEND

Chrome-plated, cast body P-trap with cleanout, tubular wall bend as specified, die-cast nuts, and shallow escutcheon with compression inlet.

PRODUCT NUMBER	A INLET	B OUTLET	GAUGE	DIMENSIONS			LIST PRICE	MASTER CARTON	WEIGHT CARTON
				C	D	E			
Z8700-PC	1-1/4	1-1/4	17	10	2-1/2	7-1/2	\$ 38.10	12	24
Z8700-8-PC	1-1/4	1-1/4	17	11	2-1/2	8-1/2	42.85	12	24
Z8700-15-PC	1-1/4	1-1/4	17	15	2-1/2	12-1/2	47.65	18	40
Z8701-PC	1-1/4	1-1/2	17	10-1/2	3	7-1/2	42.50	12	24
Z8701-9-PC	1-1/4	1-1/2	17	12	3	9	48.10	12	24
Z8701-15-PC	1-1/4	1-1/2	17	15	3	12	54.15	18	42
Z8702-PC	1-1/2	1-1/2	17	10-1/2	3	7-1/2	42.50	12	24
Z8702-9-PC	1-1/2	1-1/2	17	12	3	9	48.10	12	24
Z8702-15-PC	1-1/2	1-1/2	17	15	3	12	54.15	18	42
Z8703B-PC	1-1/2	2	17	12-1/2	4	9	172.95	6	18
Z8704B-PC	2	2	17	12-1/2	4	9	172.95	6	18
Z8706-PC	1-1/4	1-1/4	20	10	2-1/2	7-1/2	35.40	12	24
Z8707-PC	1-1/4	1-1/2	20	10-1/2	3	7-1/2	41.30	12	24
Z8708-PC	1-1/2	1-1/2	20	10-1/2	3	7-1/2	41.30	12	24



P-TRAPS WITH WALL BEND LESS CLEANOUT

Chrome-plated, cast body P-trap, tubular wall bend as specified, die-cast nuts, and shallow escutcheon with compression inlet.



PRODUCT NUMBER	A INLET	B OUTLET	GAUGE	DIMENSIONS			LIST PRICE	MASTER CARTON	WEIGHT CARTON
				C	D	E			
Z8700LC-PC	1-1/4	1-1/4	17	10	2-1/2	7-1/2	\$38.10	12	24
Z8700-8LC-PC	1-1/4	1-1/4	17	11	2-1/2	8-1/2	42.85	12	24
Z8701-9LC-PC	1-1/4	1-1/2	17	12	3	9	46.00	12	24
Z8702-9LC-PC	1-1/2	1-1/2	17	12	3	9	46.00	12	24
Z8701LCB-PC	1-1/4	1-1/2	17	10-1/2	3	7-1/2	46.75	12	23
Z8702LCB-PC	1-1/2	1-1/2	17	10-1/2	3	7-1/2	46.75	12	23

SUFFIXES (For All of the Above)

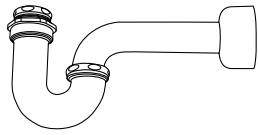
	Add
-B Brass Nuts (2)	\$ 4.25
-BX Box Escutcheon	2.15
-CE Cast Brass Escutcheon with Setscrew	9.55
-D Deep Escutcheon	1.60
-J Metal-to-Metal Ground Joint Connection	1.10
-WC Waste Connections – Per Piece (Refer to Page 223)	10.60

Add Add

Wall Bend Length Options:	1-1/4"	1-1/2"
-15 15" C Dim. 1-1/4" and 1-1/2" Only	\$ 9.55	\$11.70
-18 18" C Dim. 1-1/4" and 1-1/2" Only	13.80	15.90

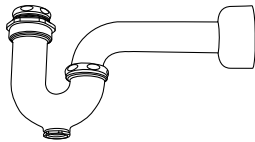


COMMERCIAL SPECIFICATION PRODUCTS

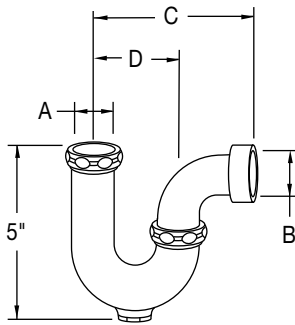


P-TRAPS WITH WALL BEND LESS CLEANOUT and WITH CLEANOUT – TAMPER PROOF

Chrome-plated, cast body P-trap, tubular wall bend as specified, waste connections, brass nuts, and box escutcheon with compression inlet.



PRODUCT NUMBER	A INLET	B OUTLET	GAUGE	DIMENSIONS			LIST PRICE	MASTER CARTON	WEIGHT CARTON
				C	D	E			
Less Cleanout									
Z8701-9LCBWCBX-WC-PC	1-1/4	1-1/2	17	12	3	9	\$76.20	12	30
Z8702-9LCBWCBX-WC-PC	1-1/2	1-1/2	17	12	3	9	76.20	12	30
With Cleanout									
Z8701-9BWCBX-WC-PC	1-1/4	1-1/2	17	12	3	9	\$76.20	12	30
Z8702-9BWCBX-WC-PC	1-1/2	1-1/2	17	12	3	9	76.20	12	30



SWIVEL P-TRAPS

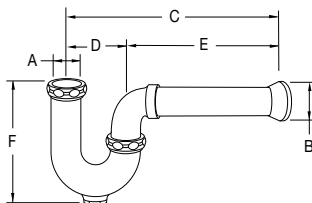
Chrome-plated, cast brass body P-trap with cleanout, cast brass ground joint elbow, die-cast nuts, and I.P.S. outlet (Ft. Worth trap).



PRODUCT NUMBER	A INLET	B OUTLET	DIMENSIONS		LIST PRICE	MASTER CARTON	WEIGHT CARTON
			C	D			
Z8710-PC	1-1/4	1-1/4	4-1/4	2-1/2	\$52.20	15	24
Z8711-PC	1-1/4	1-1/2	4-1/4	3	56.30	15	28
Z8712-PC	1-1/2	1-1/2	4-1/4	3	56.30	15	27

SUFFIX

SUFFIX	Add
-B Brass Nut	\$2.15



ALL-CAST SWIVEL TRAPS WITH COPPER EXTENSION P-TRAP

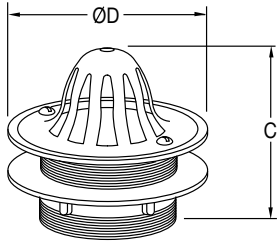
Chrome-plated, cast brass swivel P-trap with ground joint cast elbow and 1-23/32 OD tubular extension for copper tubing with brass nuts and deep steel flange. (Ft. Worth trap for copper.)

PRODUCT NUMBER	A INLET	B OUTLET	SWEAT EXT.	DIMENSIONS				LIST PRICE	MASTER CARTON	WEIGHT CARTON
				C	D	E	F			
Z8711-6-PC	1-1/4	1-1/2	6	10	3	7	5	\$74.35	12	30
Z8711-8-PC	1-1/4	1-1/2	8	12	3	9	5	79.00	6	20
Z8711-12-PC	1-1/4	1-1/2	12	16	3	13	5	86.45	6	20
Z8712-6-PC	1-1/2	1-1/2	6	10	3	7	5	74.35	12	30
Z8712-8-PC	1-1/2	1-1/2	8	12	3	9	5	79.00	6	20
Z8712-12-PC	1-1/2	1-1/2	12	16	3	13	5	86.45	6	20

Tubular Brass – Commercial Specification Products



COMMERCIAL SPECIFICATION PRODUCTS

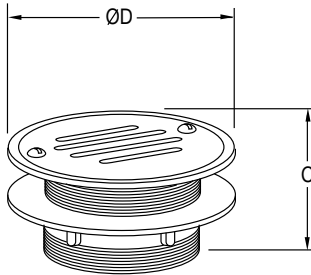


BEEHIVE URINAL STRAINERS

Chrome-plated, cast brass strainer for 2" lead caulk, iron or soil pipe.
Available with vandal-resistant screws.



PRODUCT NUMBER	DESCRIPTION	DIMENSIONS		LIST PRICE	MASTER CARTON	WEIGHT CARTON
		C	ØD			
Z8734-PC	Strainer	3-1/2	4-1/2	\$62.50	16	26
Z8734XT-PC	Replacement Top with Screws	1-1/2	3-3/4	27.05	100	15

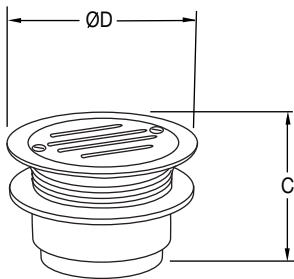


FLAT GRID URINAL STRAINERS

Cast brass strainer for 2" lead caulk, iron or soil pipe.
Available with vandal-resistant screws.



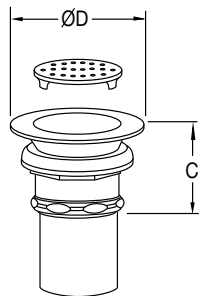
PRODUCT NUMBER	DESCRIPTION	DIMENSIONS		LIST PRICE	MASTER CARTON	WEIGHT CARTON
		C	ØD			
Z8735-PC	Strainer	2	4-1/4	\$54.20	24	35
Z8735XT-PC	Replacement Top with Screws	1/8	3-3/4	20.20	100	15



FLAT GRID FIPS URINAL STRAINERS

Cast brass strainer for 2" and 3" female IPS connections.

PRODUCT NUMBER	CONNECTION	DIMENSIONS		LIST PRICE	MASTER CARTON	WEIGHT CARTON
		C	ØD			
ZR461-PC	2" IPS	2-1/4 to 3-1/2	4-1/2	\$72.35	24	44
ZR464-PC	3" IPS	2-1/4 to 3-1/2	4-1/2	86.95	24	48

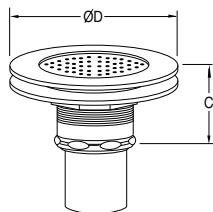


FLAT GRID SINK STRAINERS

Chrome-plated wrought brass sink strainer with 1-1/2" x 4" 20-gauge tailpiece, and cast brass lock and coupling nuts for sink depth up to 3/4".



PRODUCT NUMBER	DIMENSIONS		LIST PRICE	MASTER CARTON	WEIGHT CARTON
	C	ØD			
Z8737-PC	1-3/4	2-15/16	\$24.80	24	20



WIDE TOP SINK STRAINERS

Chrome-plated wrought brass sink strainers with 4" wide top and 1-1/2" x 4" 20-gauge tailpiece and cast brass lock and coupling nuts for sink depth to 3/4".



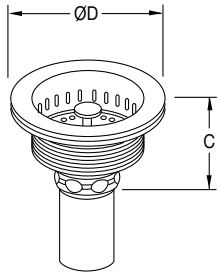
PRODUCT NUMBER	DIMENSIONS		LIST PRICE	MASTER CARTON	WEIGHT CARTON
	C	ØD			
Z8739-PC	1-3/4	4-1/2	\$40.15	24	25

Tubular Brass - Commercial Specification Products

All dimensions in inches; all weights in pounds.



COMMERCIAL SPECIFICATION PRODUCTS

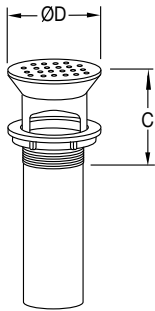


BASKET STRAINERS

Chrome-plated, heavy-duty basket strainer with matching basket, 1-1/2" x 4" 20-gauge tailpiece, and cast brass lock and coupling nuts.



PRODUCT NUMBER	MATERIAL	DIMENSIONS		LIST PRICE	MASTER CARTON	WEIGHT CARTON
		C	ØD			
Z8740-PC	Brass	2-1/8	4-1/2	\$41.85	16	28
Z8741-SS	Stainless Steel	2-3/4	4-3/8	33.35	16	24



SOLID TOP, OPEN-GRID P.O. PLUGS

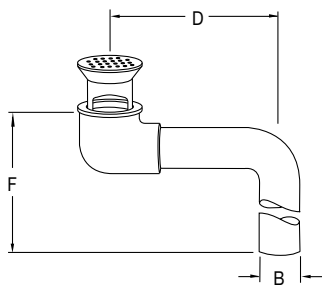
Cast brass solid-top, open-grid, P.O. plug with 5" 17-gauge tailpiece and cast brass locknut for sink depth up to 2-1/4". 6-, 8-, and 12-inch tailpieces available.



PRODUCT NUMBER	TAILPIECE	DIMENSIONS		LIST PRICE	MASTER CARTON	WEIGHT CARTON
		C	ØD			
Z8743-PC	1-1/4"	2-9/16	2-1/4	\$24.50	50	50
Z8743-1-PC	1-1/2"	2-9/16	2-1/4	35.40	30	30
Z8743NOF-PC	1-1/4" (No Overflow)	2-9/16	2-1/4	29.75	30	30

SUFFIXES

	Add
-6 With 6" Tailpiece	\$ 4.80
-8 With 8" Tailpiece	6.70
-12 With 12" Tailpiece	11.25

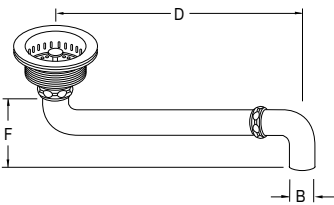


OFFSET LAVATORY STRAINERS, ADA COMPLIANT

Cast brass body with cast brass open grid drain strainer, cast brass elbow, and 1-1/4" 17-gauge tubular brass offset tailpiece for sink depth to 2-1/2".



PRODUCT NUMBER	B OUTLET	DIMENSIONS		LIST PRICE	MASTER CARTON	WEIGHT CARTON
		D	F			
Z8746-PC	1-1/4	5-1/8	8-3/4	\$37.50	24	40
Z8746NOF-PC	1-1/4 (No Overflow)	5-1/8	8-3/4	54.25	18	30



OFFSET SINK STRAINERS, ADA COMPLIANT

Cast brass body with up to 11" 17-gauge offset for wheelchair use of most 6" or 7" sinks. Fits most 1-1/2" direct connect sink strainers. With brass nuts.



PRODUCT NUMBER	B OUTLET	STRAINERS	DIMENSIONS		LIST PRICE	MASTER CARTON	WEIGHT CARTON
			D	F			
Z8747-PC	1-1/2	No - Offset Only	12-3/4	6-1/4	\$ 92.05	10	12
Z8748-PC	1-1/2	Brass - Z8740	12-3/4	6-1/4	121.35	10	22
Z8749-SS	1-1/2	Stainless Steel - Z8741	12-3/4	6-1/4	115.40	10	22
Z8750-PC	1-1/2	Brass Flat Grid - Z8737	12-3/4	6-1/4	108.65	10	22
Z8750A-PC	1-1/2	Brass Flat Grid - Z8739	12-3/4	6-1/4	117.80	10	22

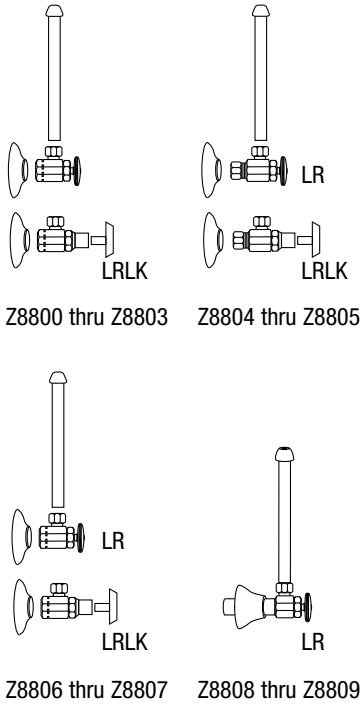
Tubular Brass - Commercial Specification Products



COMMERCIAL SPECIFICATION PRODUCTS

STANDARD STOP WITH FLEXIBLE LAVATORY SUPPLY ASSEMBLIES

Two Zurn chrome-plated, solid brass angle stops with round wheelhandles or loose key as specified, two 12" flexible chrome-plated copper lavatory risers complete with two chrome-plated steel flanges. Z8808LR, Z8809LR, ZH8827LR, and ZH8828LR include 5" chrome-plated copper extension tubes.



Z8800 thru Z8803

Z8804 thru Z8805

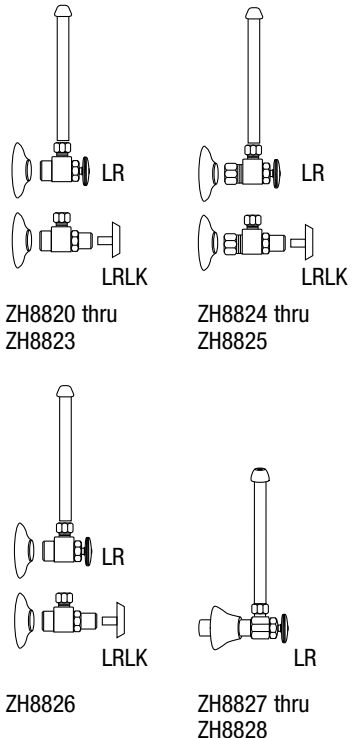
Z8806 thru Z8807

Z8808 thru Z8809

STANDARD STOP WITH FLEXIBLE LAVATORY SUPPLY

PRODUCT NUMBER	CONNECTIONS	EXT.	LIST PRICE	MASTER CARTON	WEIGHT CARTON	
					LR	LRLK
Z8800LR-PC	3/8 IPS x 3/8 OD	-	\$25.95	25	24	25
Z8800LRLK-PC	3/8 IPS x 3/8 OD	-	27.15	25	24	25
Z8801LR-PC	3/8 IPS x 1/2 OD	-	43.00	25	24	25
Z8801LRLK-PC	3/8 IPS x 1/2 OD	-	51.80	25	24	25
Z8802LR-PC	1/2 IPS x 3/8 OD	-	28.80	25	24	25
Z8802LRLK-PC	1/2 IPS x 3/8 OD	-	33.25	25	24	25
Z8803LR-PC	1/2 IPS x 1/2 OD	-	45.95	25	24	25
Z8803LRLK-PC	1/2 IPS x 1/2 OD	-	54.55	25	24	25
Z8804LR-PC	1/2 NOM x 3/8 OD	-	27.60	25	24	25
Z8804LRLK-PC	1/2 NOM x 3/8 OD	-	30.65	25	24	25
Z8805LR-PC	1/2 NOM x 1/2 OD	-	44.70	25	24	25
Z8805LRLK-PC	1/2 NOM x 1/2 OD	-	56.85	25	24	25
Z8806LR-PC	1/2 SWT x 3/8 OD	-	27.60	25	24	25
Z8806LRLK-PC	1/2 SWT x 3/8 OD	-	30.65	25	24	25
Z8807LR-PC	1/2 SWT x 1/2 OD	-	44.70	25	24	25
Z8807LRLK-PC	1/2 SWT x 1/2 OD	-	56.85	25	24	25
Z8808LR-PC	1/2 SWT x 3/8 OD	5	44.40	25	28	33
Z8808LRLK-PC	1/2 SWT x 3/8 OD	5	45.05	25	28	33
Z8809LR-PC	1/2 SWT x 1/2 OD	5	48.25	25	28	33
Z8809LRLK-PC	1/2 SWT x 1/2 OD	5	51.00	25	28	33

HEAVY-DUTY STOP WITH FLEXIBLE LAVATORY SUPPLY



ZH8820 thru ZH8823

ZH8824 thru ZH8825

ZH8826

ZH8827 thru ZH8828

PRODUCT NUMBER	CONNECTIONS	EXT.	LIST PRICE	MASTER CARTON	WEIGHT CARTON	
					LR	LRLK
ZH8820LR-PC	3/8 IPS x 3/8 OD	-	\$52.95	25	30	33
ZH8820LRLK-PC	3/8 IPS x 3/8 OD	-	60.75	25	30	33
ZH8821LR-PC	3/8 IPS x 1/2 OD	-	64.40	25	30	33
ZH8821LRLK-PC	3/8 IPS x 1/2 OD	-	71.95	25	30	33
ZH8822LR-PC	1/2 IPS x 3/8 OD	-	53.20	25	30	33
ZH8822LRLK-PC	1/2 IPS x 3/8 OD	-	61.20	25	30	33
ZH8823LR-PC	1/2 IPS x 1/2 OD	-	65.15	25	30	33
ZH8823LRLK-PC	1/2 IPS x 1/2 OD	-	72.15	25	30	33
ZH8824LR-PC	1/2 NOM x 3/8 OD	-	60.30	25	30	33
ZH8824LRLK-PC	1/2 NOM x 3/8 OD	-	67.85	25	30	33
ZH8825LR-PC	1/2 NOM x 1/2 OD	-	68.45	25	30	33
ZH8825LRLK-PC	1/2 NOM x 1/2 OD	-	75.05	25	30	33
ZH8826LR-PC	1/2 SWT x 3/8 OD	-	72.85	25	30	33
ZH8826LRLK-PC	1/2 SWT x 3/8 OD	-	80.45	25	30	33
ZH8827LR-PC	1/2 SWT x 3/8 OD	5	82.60	25	40	42
ZH8827LRLK-PC	1/2 SWT x 3/8 OD	5	40.30	25	40	42
ZH8828LR-PC	1/2 SWT x 1/2 OD	5	85.35	25	40	42
ZH8828LRLK-PC	1/2 SWT x 1/2 OD	5	93.10	25	40	42

Note: Please see page 217 for Option Suffixes.

Tubular Brass - Commercial Specification Products



COMMERCIAL SPECIFICATION PRODUCTS

XL FLEXIBLE LAVATORY SUPPLY KITS

Lavatory Supply Kits with Standard Stops

Product Number	Connections	Ext.	List Price
Z8802-XL-LR-PC	1/2 IPS x 3/8 OD		\$31.10
Z8802-XL-LRLK-PC	1/2 IPS x 3/8 OD		35.95
Z8802-XL-LRQ-PC	1/2 IPS x 3/8 OD		34.80
Z8802-XL-LRLKQ-PC	1/2 IPS x 3/8 OD		34.80
Z8804-XL-LR-PC	1/2 NOM x 3/8 OD		31.10
Z8804-XL-LRLK-PC	1/2 NOM x 3/8 OD		36.30
Z8804-XL-LRQ-PC	1/2 NOM x 3/8 OD		38.35
Z8804-XL-LRLKQ-PC	1/2 NOM x 3/8 OD		38.35
Z8808-XL-LR-PC	1/2 SWT x 3/8 OD	5	47.95
Z8808-XL-LRLK-PC	1/2 SWT x 3/8 OD	5	48.65
Z8808-XL-LRQ-PC	1/2 SWT x 3/8 OD	5	54.45
Z8808-XL-LRLKQ-PC	1/2 SWT x 3/8 OD	5	54.45

XL FLEXIBLE LAVATORY SUPPLY KITS

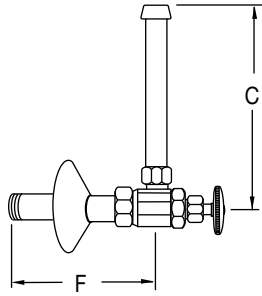
Lavatory Supply Kits with Heavy-Duty Stops

Product Number	Connections	List Price
ZH8822-XL-LR-PC	1/2 IPS x 3/8 OD	\$57.45
ZH8822-XL-LRLK-PC	1/2 IPS x 3/8 OD	66.10
ZH8822-XL-LRQ-PC	1/2 IPS x 3/8 OD	69.40
ZH8822-XL-LRLKQ-PC	1/2 IPS x 3/8 OD	69.40
ZH8824-XL-LR-PC	1/2 NOM x 3/8 OD	65.15
ZH8824-XL-LRLK-PC	1/2 NOM x 3/8 OD	73.25
ZH8824-XL-LRQ-PC	1/2 NOM x 3/8 OD	78.60
ZH8824-XL-LRLKQ-PC	1/2 NOM x 3/8 OD	78.60

Note: Please see page 217 for Option Suffixes.



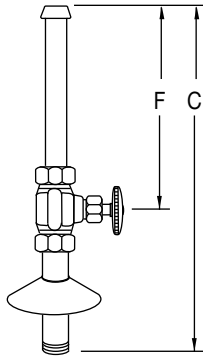
COMMERCIAL SPECIFICATION PRODUCTS



STANDARD STOP WITH RIGID ANGLE LAVATORY SUPPLY ASSEMBLIES

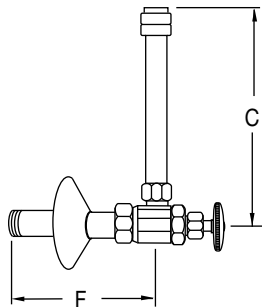
Two Zurn chrome-plated, solid brass stops with 3/8" solid threaded connections and chrome-plated brass nipples complete with reducers and chrome-plated flanges. Stop valve is fitted with a stuffing box for secondary leak protection.

PRODUCT NUMBER	DIMENSIONS		LIST PRICE	MASTER CARTON	WEIGHT CARTON	
	C	F			LR	LRLK
Z8810LR-PC	6-1/2	6	\$77.35	15	30	30
Z8810LRLK-PC	6-1/2	6	87.90	15	30	30



STANDARD STOP WITH RIGID STRAIGHT LAVATORY SUPPLY

PRODUCT NUMBER	DIMENSIONS		LIST PRICE	MASTER CARTON	WEIGHT CARTON	
	C	F			LR	LRLK
Z8811LR-PC	33	17	\$201.60	15	45	45
Z8811LRLK-PC	33	17	211.00	15	45	45



HEAVY-DUTY STOP WITH RIGID ANGLE LAVATORY SUPPLY

PRODUCT NUMBER	CONNECTIONS	DIMENSIONS		LIST PRICE	MASTER CARTON	WEIGHT CARTON	
		C	F			LR	LRLK
ZH8830LR-PC	3/8 IPS	7	6-1/2	\$ 98.95	15	30	32
ZH8830LRLK-PC	3/8 IPS	7	6-1/2	107.65	15	30	32
ZH8831LR-PC	1/2 IPS	7	6-1/2	115.85	15	35	38
ZH8831LRLK-PC	1/2 IPS	7	6-1/2	124.15	15	35	38

Note: Please see page 217 for Option Suffixes.

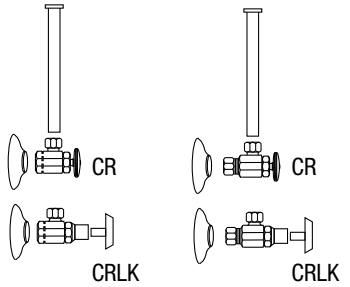
All dimensions in inches; all weights in pounds.



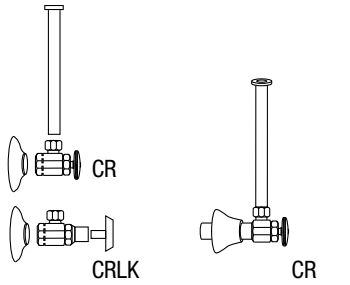
COMMERCIAL SPECIFICATION PRODUCTS

STANDARD STOP WITH FLEXIBLE CLOSET SUPPLY ASSEMBLIES

One Zurn chrome-plated, solid brass angle stop with round wheelhandle or loose key as specified, one 12" flexible chrome-plated copper closet riser complete with one chrome-plated steel flange. Z8808CR, Z8809CR, ZH8827CR, and ZH8828CR include one 5" chrome-plated copper extension tube with bell flange.



Z8800 thru Z8803 Z8804 thru Z8805

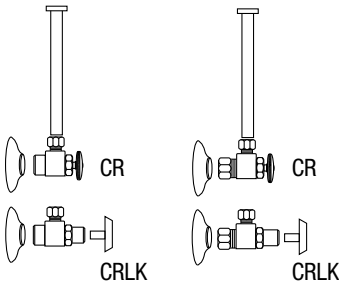


Z8806 thru Z8807 Z8808 thru Z8809

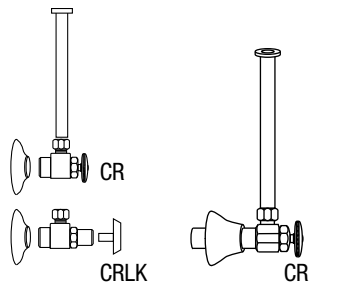
STANDARD STOP WITH FLEXIBLE CLOSET SUPPLY

PRODUCT NUMBER	CONNECTIONS	EXT.	LIST PRICE	MASTER CARTON	WEIGHT CARTON	
					LR	LRLK
Z8800CR-PC	3/8 IPS x 3/8 OD	-	\$15.80	25	15	15
Z8800CRLK-PC	3/8 IPS x 3/8 OD	-	17.45	25	15	15
Z8801CR-PC	3/8 IPS x 1/2 OD	-	24.20	25	15	15
Z8801CRLK-PC	3/8 IPS x 1/2 OD	-	28.80	25	15	15
Z8802CR-PC	1/2 IPS x 3/8 OD	-	17.70	25	15	15
Z8802CRLK-PC	1/2 IPS x 3/8 OD	-	19.15	25	15	15
Z8803CR-PC	1/2 IPS x 1/2 OD	-	25.10	25	15	15
Z8803CRLK-PC	1/2 IPS x 1/2 OD	-	28.80	25	15	15
Z8804CR-PC	1/2 NOM x 3/8 OD	-	17.55	25	15	15
Z8804CRLK-PC	1/2 NOM x 3/8 OD	-	19.70	25	15	15
Z8805CR-PC	1/2 NOM x 1/2 OD	-	19.45	25	15	15
Z8805CRLK-PC	1/2 NOM x 1/2 OD	-	21.65	25	15	15
Z8806CR-PC	1/2 SWT x 3/8 OD	-	16.60	25	15	15
Z8806CRLK-PC	1/2 SWT x 3/8 OD	-	18.85	25	15	15
Z8807CR-PC	1/2 SWT x 1/2 OD	-	29.40	25	15	15
Z8807CRLK-PC	1/2 SWT x 1/2 OD	-	31.35	25	15	15
Z8808CR-PC	1/2 SWT x 3/8 OD	5	26.15	25	16	18
Z8808CRLK-PC	1/2 SWT x 3/8 OD	5	26.20	25	16	18
Z8809CR-PC	1/2 SWT x 1/2 OD	5	27.00	25	16	18
Z8809CRLK-PC	1/2 SWT x 1/2 OD	5	30.90	25	16	18

HEAVY-DUTY STOP WITH FLEXIBLE CLOSET SUPPLY



ZH8820 thru ZH8823 ZH8824 thru ZH8825



ZH8826 ZH8827 thru ZH8828

PRODUCT NUMBER	CONNECTIONS	EXT.	LIST PRICE	MASTER CARTON	WEIGHT CARTON	
					CR	CRLK
ZH8820CR-PC	3/8 IPS x 3/8 OD	-	\$29.55	25	18	18
ZH8820CRLK-PC	3/8 IPS x 3/8 OD	-	36.00	25	18	18
ZH8821CR-PC	3/8 IPS x 1/2 OD	-	37.10	25	18	18
ZH8821CRLK-PC	3/8 IPS x 1/2 OD	-	41.20	25	18	18
ZH8822CR-PC	1/2 IPS x 3/8 OD	-	29.60	25	18	18
ZH8822CRLK-PC	1/2 IPS x 3/8 OD	-	30.15	25	18	18
ZH8823CR-PC	1/2 IPS x 1/2 OD	-	37.50	25	18	18
ZH8823CRLK-PC	1/2 IPS x 1/2 OD	-	41.65	25	18	18
ZH8824CR-PC	1/2 NOM x 3/8 OD	-	34.40	25	18	18
ZH8824CRLK-PC	1/2 NOM x 3/8 OD	-	38.55	25	18	18
ZH8825CR-PC	1/2 NOM x 1/2 OD	-	37.00	25	18	18
ZH8825CRLK-PC	1/2 NOM x 1/2 OD	-	40.40	25	18	18
ZH8826CR-PC	1/2 SWT x 3/8 OD	-	43.90	25	18	18
ZH8826CRLK-PC	1/2 SWT x 3/8 OD	-	49.35	25	18	18
ZH8827CR-PC	1/2 SWT x 3/8 OD	5	41.45	25	22	22
ZH8827CRLK-PC	1/2 SWT x 3/8 OD	5	47.50	25	22	22
ZH8828CR-PC	1/2 SWT x 1/2 OD	5	55.35	25	22	22
ZH8828CRLK-PC	1/2 SWT x 1/2 OD	5	58.25	25	22	22

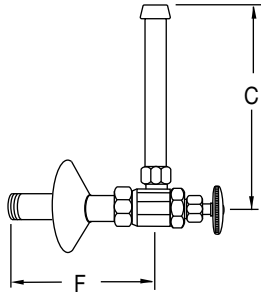
Note: Please see page 217 for Option Suffixes.

All dimensions in inches; all weights in pounds.

Tubular Brass - Commercial Specification Products



COMMERCIAL SPECIFICATION PRODUCTS

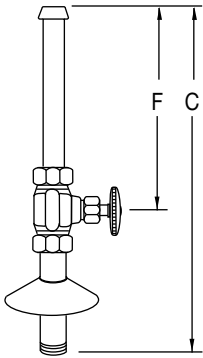


STANDARD STOP WITH RIGID ANGLE CLOSET SUPPLY ASSEMBLIES

One Zurn chrome-plated solid brass stop with 3/8" solid threaded connections and chrome-plated brass nipple complete with reducer and chrome-plated flange. Stop valve is fitted with a stuffing box for secondary leak protection.

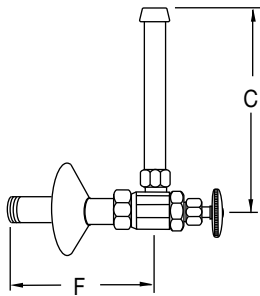
STANDARD STOP WITH RIGID ANGLE CLOSET SUPPLY

PRODUCT NUMBER	DIMENSIONS		LIST PRICE	MASTER CARTON	WEIGHT CARTON	
	C	F			CR	CRLK
Z8810CR-PC	4-1/2	6	\$40.25	15	15	15
Z8810CRLK-PC	4-1/2	6	45.00	15	15	15



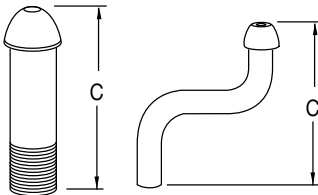
STANDARD STOP WITH RIGID STRAIGHT CLOSET SUPPLY

PRODUCT NUMBER	DIMENSIONS		LIST PRICE	MASTER CARTON	WEIGHT CARTON	
	C	F			CR	CRLK
Z8811CR-PC	20	5	\$65.65	15	15	22
Z8811CRLK-PC	20	5	69.00	15	15	22



HEAVY-DUTY STOP WITH RIGID ANGLE CLOSET SUPPLY

PRODUCT NUMBER	DIMENSIONS		LIST PRICE	MASTER CARTON	WEIGHT CARTON	
	C	F			CR	CRLK
ZH8832CR-PC	5	6	\$48.60	15	15	15
ZH8832CRLK-PC	5	6	53.80	15	15	15



TAILPIECES

Cast brass tailpieces, available straight or offset.

PRODUCT NUMBER	DESCRIPTION	DIAMETER	DIMENSION C	LIST PRICE	MASTER CARTON	WEIGHT CARTON
Z8812-PC	Straight	1/4"	2"	\$ 7.70	100	7
Z8813-PC	Offset	1/4"	3-7/8"	12.65	100	9

Note: Please see page 217 for Option Suffixes.

All dimensions in inches; all weights in pounds.



COMMERCIAL SPECIFICATION PRODUCTS

SUFFIXES

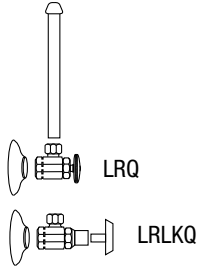
Single Supply Option for Lavatories

-A One-half of Pair Price on Page 212 Plus \$2.40 List

Handle Options	Add Closet	Add Lavatory	Lock Shield Caps	Add Closet	Add Lavatory
-XP Cross Handle	\$6.50	\$13.00	-C1 Standard Line	\$2.70	\$5.40
			-HC1 Heavy-Duty Line	2.70	5.40
Nipple Options	Add Closet	Add Lavatory	Supply Tube Options	Add Lavatory	
-3 (2) 3/8" x 3"	\$ 8.10	\$16.20	-15 3/8" x 15"	\$6.50	
-5 (2) 3/8" x 5"	11.90	23.80	-20 3/8" x 20"	8.10	
-3 (2) 1/2" x 3"	10.30	20.55	-15 1/2" x 15"	8.65	
-5 (2) 1/2" x 5"	15.15	30.25	-20 1/2" x 20"	10.30	
Flange Options	Add Closet	Add Lavatory			
-CE Cast Brass Setscrew, Chrome Plated	\$9.20	\$18.40			
-WD Deep Flange (Bell Type), Wrought Brass	4.90	9.75			
-D Deep Flange (Bell Type), Chrome-Plated Steel	1.65	3.25			



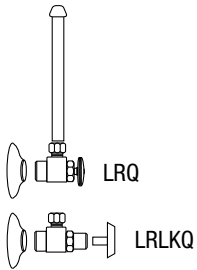
COMMERCIAL SPECIFICATION PRODUCTS



Z8800LRQ-PC and Z8800LRLKQ-PC

QUARTER-TURN STANDARD STOP WITH FLEXIBLE LAVATORY SUPPLY

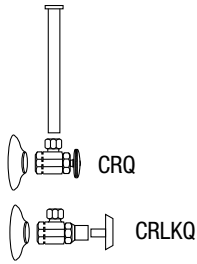
PRODUCT NUMBER	CONNECTIONS	EXT.	LIST PRICE	MASTER CARTON	WEIGHT CARTON
Z8800LRQ-PC	3/8 IPS x 3/8 OD	-	\$32.05	25	25
Z8800LRLKQ-PC	3/8 IPS x 3/8 OD	-	32.20	25	25
Z8802LRQ-PC	1/2 IPS x 3/8 OD	-	32.25	25	25
Z8802LRLKQ-PC	1/2 IPS x 3/8 OD	-	32.25	25	25
Z8804LRQ-PC	1/2 NOM x 3/8 OD	-	35.50	25	25
Z8804LRLKQ-PC	1/2 NOM x 3/8 OD	-	35.50	25	25
Z8806LRQ-PC	1/2 SWT x 3/8 OD	-	31.45	25	25
Z8806LRLKQ-PC	1/2 SWT x 3/8 OD	-	31.45	25	25
Z8808LRQ-PC	1/2 SWT x 3/8 OD	5	50.40	25	33
Z8808LRLKQ-PC	1/2 SWT x 3/8 OD	5	50.40	25	33



ZH8820LRQ-PC and ZH8820LRLKQ-PC

QUARTER-TURN HEAVY-DUTY STOP WITH FLEXIBLE LAVATORY SUPPLY

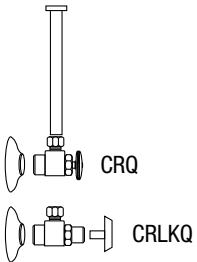
PRODUCT NUMBER	CONNECTIONS	EXT.	LIST PRICE	MASTER CARTON	WEIGHT CARTON
ZH8820LRQ-PC	3/8 IPS x 3/8 OD	-	\$64.30	25	33
ZH8820LRLKQ-PC	3/8 IPS x 3/8 OD	-	64.30	25	33
ZH8822LRQ-PC	1/2 IPS x 3/8 OD	-	64.30	25	33
ZH8822LRLKQ-PC	1/2 IPS x 3/8 OD	-	64.30	25	33
ZH8824LRQ-PC	1/2 NOM x 3/8 OD	-	72.25	25	33
ZH8824LRLKQ-PC	1/2 NOM x 3/8 OD	-	72.25	25	33



Z8800CRQ-PC and Z8800CRLKQ-PC

QUARTER-TURN STANDARD STOP WITH FLEXIBLE CLOSET SUPPLY

PRODUCT NUMBER	CONNECTIONS	EXT.	LIST PRICE	MASTER CARTON	WEIGHT CARTON
Z8800CRQ-PC	3/8 IPS x 3/8 OD	-	\$21.60	25	15
Z8800CRLKQ-PC	3/8 IPS x 3/8 OD	-	23.75	25	15
Z8802CRQ-PC	1/2 IPS x 3/8 OD	-	24.35	25	15
Z8802CRLKQ-PC	1/2 IPS x 3/8 OD	-	24.35	25	15
Z8804CRQ-PC	1/2 NOM x 3/8 OD	-	23.65	25	15
Z8804CRLKQ-PC	1/2 NOM x 3/8 OD	-	25.75	25	15
Z8806CRQ-PC	1/2 SWT x 3/8 OD	-	21.45	25	15
Z8806CRLKQ-PC	1/2 SWT x 3/8 OD	-	24.15	25	15
Z8808CRQ-PC	1/2 SWT x 3/8 OD	5	31.75	25	18
Z8808CRLKQ-PC	1/2 SWT x 3/8 OD	5	32.15	25	18



ZH8820CRQ-PC and ZH8820CRLKQ-PC


QUARTER-TURN HEAVY-DUTY STOP WITH FLEXIBLE CLOSET SUPPLY

PRODUCT NUMBER	CONNECTIONS	EXT.	LIST PRICE	MASTER CARTON	WEIGHT CARTON
ZH8820CRQ-PC	3/8 IPS x 3/8 OD	-	\$34.10	25	18
ZH8820CRLKQ-PC	3/8 IPS x 3/8 OD	-	37.05	25	18
ZH8822CRQ-PC	1/2 IPS x 3/8 OD	-	34.55	25	18
ZH8822CRLKQ-PC	1/2 IPS x 3/8 OD	-	34.55	25	18
ZH8824CRQ-PC	1/2 NOM x 3/8 OD	-	39.10	25	18
ZH8824CRLKQ-PC	1/2 NOM x 3/8 OD	-	39.10	25	18




COMMERCIAL SPECIFICATION PRODUCTS

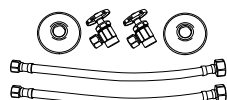
STANDARD STOP WITH BRAIDED STAINLESS STEEL LAVATORY SUPPLY



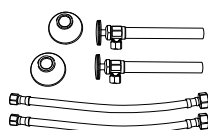
Z8800 thru Z8803



Z8804 thru Z8805



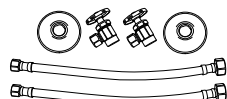
Z8806 thru Z8807




Z8808 thru Z8809

PRODUCT NUMBER	CONNECTIONS	EXT.	LIST PRICE	MASTER CARTON	WEIGHT CARTON
Z8800LR-8860-12-PC	3/8 IPS x 3/8 OD	-	\$29.85	25	24
Z8800LRLK-8860-12-PC	3/8 IPS x 3/8 OD	-	31.05	25	25
Z8801LR-8862-12-PC	3/8 IPS x 1/2 OD	-	47.20	25	24
Z8801LRLK-8862-12-PC	3/8 IPS x 1/2 OD	-	56.00	25	25
Z8802LR-8860-12-PC	1/2 IPS x 3/8 OD	-	32.70	25	24
Z8802LRLK-8860-12-PC	1/2 IPS x 3/8 OD	-	37.15	25	25
Z8803LR-8862-12-PC	1/2 IPS x 1/2 OD	-	53.40	25	24
Z8803LRLK-8862-12-PC	1/2 IPS x 1/2 OD	-	58.75	25	25
Z8804LR-8860-12-PC	1/2 NOM x 3/8 OD	-	32.70	25	24
Z8804LRLK-8860-12-PC	1/2 NOM x 3/8 OD	-	37.50	25	25
Z8805LR-8862-12-PC	1/2 NOM x 1/2 OD	-	39.95	25	24
Z8805LRLK-8862-12-PC	1/2 NOM x 1/2 OD	-	44.35	25	25
Z8806LR-8860-12-PC	1/2 SWT x 3/8 OD	-	31.50	25	24
Z8806LRLK-8860-12-PC	1/2 SWT x 3/8 OD	-	34.55	25	25
Z8807LR-8862-12-PC	1/2 SWT x 1/2 OD	-	48.90	25	24
Z8807LRLK-8862-12-PC	1/2 SWT x 1/2 OD	-	61.05	25	25
Z8808LR-8860-12-PC	1/2 SWT x 3/8 OD	5	48.25	25	28
Z8808LRLK-8860-12-PC	1/2 SWT x 3/8 OD	5	48.95	25	30
Z8809LR-8862-12-PC	1/2 SWT x 1/2 OD	5	52.45	25	28
Z8809LRLK-8862-12-PC	1/2 SWT x 1/2 OD	5	55.20	25	30

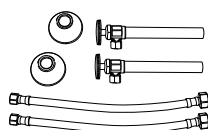
QUARTER-TURN STANDARD STOP WITH BRAIDED STAINLESS STEEL LAVATORY SUPPLY



Z8800 thru Z8802



Z8804 thru Z8806



Z8808 thru Z8809

PRODUCT NUMBER	CONNECTIONS	EXT.	LIST PRICE	MASTER CARTON	WEIGHT CARTON
Z8800LRQ-8860-12-PC	3/8 IPS x 3/8 OD	-	\$36.00	25	24
Z8800LRLKQ-8860-12-PC	3/8 IPS x 3/8 OD	-	36.10	25	25
Z8802LRQ-8860-12-PC	1/2 IPS x 3/8 OD	-	36.15	25	24
Z8802LRLKQ-8860-12-PC	1/2 IPS x 3/8 OD	-	32.25	25	25
Z8804LRQ-8860-12-PC	1/2 NOM x 3/8 OD	-	39.40	25	24
Z8804LRLKQ-8860-12-PC	1/2 NOM x 3/8 OD	-	39.40	25	25
Z8806LRQ-8860-12-PC	1/2 SWT x 3/8 OD	-	35.35	25	24
Z8806LRLKQ-8860-12-PC	1/2 SWT x 3/8 OD	-	35.35	25	25
Z8808LRQ-8860-12-PC	1/2 SWT x 3/8 OD	5	54.30	25	28
Z8808LRLKQ-8860-12-PC	1/2 SWT x 3/8 OD	5	54.30	25	30

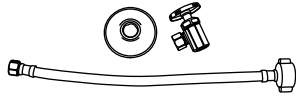
SUFFIX	DESCRIPTION	LIST PRICE ADDER
-C1	Standard Line Lock Shield	\$ 5.40
-CE	Chrome-Plated Cast Brass Escutcheon	18.40
-D	Chrome-Plated Steel Deep Escutcheon	3.25
-3	3/8" IPS x 3" Nipple	16.20
-3	1/2" IPS x 3" Nipple	20.55
-5	3/8" IPS x 5" Nipple	23.80
-5	1/2" IPS x 5" Nipple	30.25
-16	16" Braided Stainless Steel Supplies	4.35
-20	20" Braided Stainless Steel Supplies	6.50

Tubular Brass - Commercial Specification Products

All dimensions in inches; all weights in pounds.



COMMERCIAL SPECIFICATION PRODUCTS

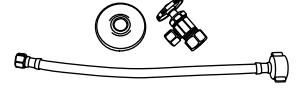


Z8800 thru Z8803

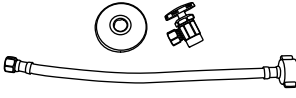


STANDARD STOP WITH BRAIDED STAINLESS STEEL CLOSET SUPPLY

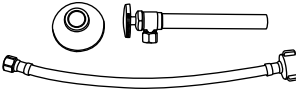
PRODUCT NUMBER	CONNECTIONS	EXT.	LIST PRICE	MASTER CARTON	WEIGHT CARTON
Z8800CR-8870-12-PC	3/8 IPS x 3/8 OD	-	\$19.55	25	15
Z8800CRLK-8870-12-PC	3/8 IPS x 3/8 OD	-	21.20	25	15
Z8801CR-8873-12-PC	3/8 IPS x 1/2 OD	-	28.20	25	15
Z8801CRLK-8873-12-PC	3/8 IPS x 1/2 OD	-	32.80	25	15
Z8802CR-8870-12-PC	1/2 IPS x 3/8 OD	-	21.45	25	15
Z8802CRLK-8870-12-PC	1/2 IPS x 3/8 OD	-	22.85	25	15
Z8803CR-8873-12-PC	1/2 IPS x 1/2 OD	-	29.10	25	15
Z8803CRLK-8873-12-PC	1/2 IPS x 1/2 OD	-	32.80	25	15
Z8804CR-8870-12-PC	1/2 NOM x 3/8 OD	-	21.30	25	15
Z8804CRLK-8870-12-PC	1/2 NOM x 3/8 OD	-	23.45	25	15
Z8805CR-8873-12-PC	1/2 NOM x 1/2 OD	-	23.45	25	15
Z8805CRLK-8873-12-PC	1/2 NOM x 1/2 OD	-	25.60	25	15
Z8806CR-8870-12-PC	1/2 SWT x 3/8 OD	-	20.35	25	15
Z8806CRLK-8870-12-PC	1/2 SWT x 3/8 OD	-	22.60	25	15
Z8807CR-8873-12-PC	1/2 SWT x 1/2 OD	-	33.40	25	15
Z8807CRLK-8873-12-PC	1/2 SWT x 1/2 OD	-	35.35	25	15
Z8808CR-8870-12-PC	1/2 SWT x 3/8 OD	5	26.65	25	18
Z8808CRLK-8870-12-PC	1/2 SWT x 3/8 OD	5	29.95	25	18
Z8809CR-8873-12-PC	1/2 SWT x 1/2 OD	5	30.95	25	18
Z8809CRLK-8873-12-PC	1/2 SWT x 1/2 OD	5	34.85	25	18



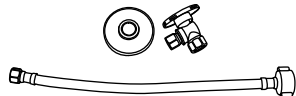
Z8804 thru Z8805



Z8806 thru Z8807



Z8808 thru Z8809




Z8800 thru Z8802

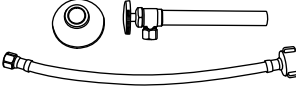


QUARTER-TURN STANDARD STOP WITH BRAIDED STAINLESS STEEL CLOSET SUPPLY

PRODUCT NUMBER	CONNECTIONS	EXT.	LIST PRICE	MASTER CARTON	WEIGHT CARTON
Z8800CRQ-8870-12-PC	3/8 IPS x 3/8 OD	-	\$25.30	25	15
Z8800CRLKQ-8870-12-PC	3/8 IPS x 3/8 OD	-	27.45	25	15
Z8802CRQ-8870-12-PC	1/2 IPS x 3/8 OD	-	28.10	25	15
Z8802CRLKQ-8870-12-PC	1/2 IPS x 3/8 OD	-	28.10	25	15
Z8804CRQ-8870-12-PC	1/2 NOM x 3/8 OD	-	27.40	25	15
Z8804CRLKQ-8870-12-PC	1/2 NOM x 3/8 OD	-	29.50	25	15
Z8806CRQ-8870-12-PC	1/2 SWT x 3/8 OD	-	25.15	25	15
Z8806CRLKQ-8870-12-PC	1/2 SWT x 3/8 OD	-	27.90	25	15
Z8808CRQ-8870-12-PC	1/2 SWT x 3/8 OD	5	35.50	25	18
Z8808CRLKQ-8870-12-PC	1/2 SWT x 3/8 OD	5	35.90	25	18



Z8804 thru Z8806



Z8808 thru Z8809

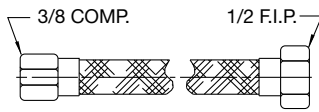
SUFFIX	DESCRIPTION	LIST PRICE ADDER
-C1	Standard Line Lock Shield Cap	\$ 2.70
-CE	Chrome-Plated Cast Brass Escutcheon	9.20
-D	Chrome-Plated Steel Deep Escutcheon	1.65
-3	3/8" IPS x 3" Nipple	8.10
-3	1/2" IPS x 3" Nipple	10.30
-5	3/8" IPS x 5" Nipple	11.90
-5	1/2" IPS x 5" Nipple	15.15
-20	20" Braided Stainless Steel Supplies	3.25



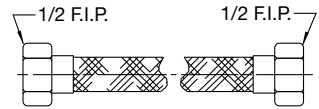
COMMERCIAL SPECIFICATION PRODUCTS



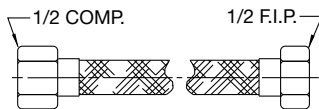
Certified to
ANSI/NSF 14-16



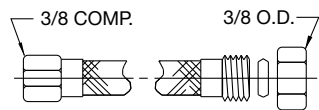
Z8860-12 thru Z8860-36



Z8861-12 thru Z8861-60



Z8862-12 thru Z8862-48



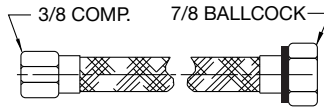
Z8863-12 thru Z8863-20

BRAIDED STAINLESS STEEL SUPPLIES

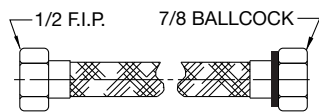
EPDM tubing jacketed by type 304 stainless steel braid, stainless steel ferrule, and nickel-plated brass nuts. Max. temperature 180°F and max. pressure 125 psi.

LAVATORY/SINK SUPPLIES

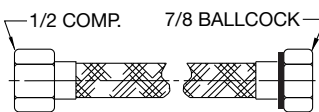
PRODUCT NUMBER	SIZE	LENGTH	LIST PRICE	MASTER CARTON	WEIGHT CARTON
Z8860-12-SS	3/8 COMP x 1/2 FIP	12	\$ 7.00	25	6
Z8860-16-SS	3/8 COMP x 1/2 FIP	16	7.75	25	6
Z8860-20-SS	3/8 COMP x 1/2 FIP	20	8.95	25	6
Z8860-30-SS	3/8 COMP x 1/2 FIP	30	11.65	25	9
Z8860-36-SS	3/8 COMP x 1/2 FIP	36	13.20	25	9
Z8861-12-SS	1/2 FIP x 1/2 FIP	12	9.30	25	6
Z8861-16-SS	1/2 FIP x 1/2 FIP	16	9.70	25	6
Z8861-20-SS	1/2 FIP x 1/2 FIP	20	10.70	25	6
Z8861-30-SS	1/2 FIP x 1/2 FIP	30	19.30	25	10
Z8861-60-SS	1/2 FIP x 1/2 FIP	60	20.50	25	16
Z8862-12-SS	1/2 COMP x 1/2 FIP	12	7.70	25	6
Z8862-16-SS	1/2 COMP x 1/2 FIP	16	9.05	25	6
Z8862-20-SS	1/2 COMP x 1/2 FIP	20	9.25	25	6
Z8862-30-SS	1/2 COMP x 1/2 FIP	30	13.00	25	10
Z8862-36-SS	1/2 COMP x 1/2 FIP	36	14.15	25	10
Z8863-12-SS	3/8 COMP x 3/8 OD	12	8.70	25	6
Z8863-20-SS	3/8 COMP x 3/8 OD	20	10.70	25	6



Z8870-9 thru Z8870-20



Z8872-9 thru Z8872-12



Z8873-9 thru Z8873-20

CLOSET SUPPLIES

PRODUCT NUMBER	SIZE	LENGTH	LIST PRICE	MASTER CARTON	WEIGHT CARTON
Z8870-9-SS	3/8 COMP x 7/8 BALLCOCK NUT	9	\$5.80	25	5
Z8870-12-SS	3/8 COMP x 7/8 BALLCOCK NUT	12	7.00	25	5
Z8870-20-SS	3/8 COMP x 7/8 BALLCOCK NUT	20	9.55	25	5
Z8872-9-SS	1/2 FIP x 7/8 BALLCOCK NUT	9	7.30	25	5
Z8872-12-SS	1/2 FIP x 7/8 BALLCOCK NUT	12	7.95	25	5
Z8873-9-SS	1/2 COMP x 7/8 BALLCOCK NUT	9	7.10	25	5
Z8873-12-SS	1/2 COMP x 7/8 BALLCOCK NUT	12	8.50	25	5
Z8873-20-SS	1/2 COMP x 7/8 BALLCOCK NUT	20	10.90	25	5

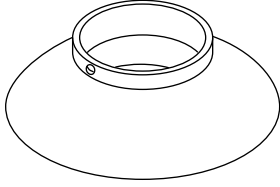
Tubular Brass – Commercial Specification Products



COMMERCIAL SPECIFICATION PRODUCTS

FLANGES

Chrome-plated, cast brass flange with setscrew.



PRODUCT NUMBER	SIZE	LIST PRICE	MASTER CARTON	WEIGHT CARTON
Z8900-PC	3/8 IPS, 11/16 OD	\$10.75	100	20
Z8901-PC	1/2 IPS	10.90	100	20
Z8902-PC	5/8 OD	11.15	100	20
Z8904-PC	3/4 IPS	12.00	100	20
Z8905-PC	7/8 OD	12.00	100	20
Z8906-PC	1 IPS	12.85	100	20
Z8907-PC	1-1/4 IPS	13.10	50	12
Z8908-PC	1-1/4 OD	12.20	50	12
Z8909-PC	1-1/2 IPS	13.50	50	15
Z8910-PC	1-1/2 OD	12.05	50	15
Z8911-PC	2 IPS	21.05	50	15
Z8912-PC	2 OD	19.75	50	15

NIPPLES

Chrome-plated, cast brass IPS nipples.



PRODUCT NUMBER	SIZE	LIST PRICE	MASTER CARTON	WEIGHT CARTON
Z8916-115-PC	3/8 x 1-1/2	\$ 5.00	100	10
Z8916-2-PC	3/8 x 2	5.80	100	10
Z8916-3-PC	3/8 x 3	8.15	100	12
Z8916-4-PC	3/8 x 4	10.50	100	20
Z8916-5-PC	3/8 x 5	12.55	100	24
Z8916-55-PC	3/8 x 5-1/2	12.90	100	24
Z8916-6-PC	3/8 x 6	15.55	50	14
Z8916-65-PC	3/8 x 6-1/2	16.25	50	14
Z8916-12-PC	3/8 x 12	45.10	50	25
Z8916-15-PC	3/8 x 15	52.30	25	15
Z8916-20-PC	3/8 x 20	63.15	25	20
Z8916-24-PC	3/8 x 24	65.40	25	25
Z8917-3-PC	1/2 x 3	12.05	100	15
Z8917-4-PC	1/2 x 4	13.55	100	24
Z8917-5-PC	1/2 x 5	15.25	100	24
Z8917-55-PC	1/2 x 5-1/2	16.50	100	30
Z8917-6-PC	1/2 x 6	18.20	50	15
Z8918-6-PC	1-1/4 x 6	40.35	15	20
Z8919-6-PC	1-1/2 x 6	46.20	10	20
Z8920-6-PC	2 x 6	120.10	6	20

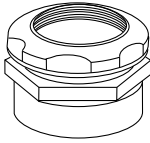


COMMERCIAL SPECIFICATION PRODUCTS

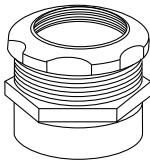
GROUND JOINT WASTE CONNECTIONS (De SANCO)

COPPER SWEAT CONNECTIONS

Cast brass waste connections with brass compression ring and slip nut or body alone (De Sanco type).



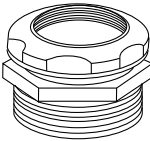
PRODUCT NUMBER	SIZE	SLIP NUT	LIST PRICE	MASTER CARTON	WEIGHT CARTON
Z8934LN-RB	1-1/4 x 1-1/4	Less Nut	\$6.65	50	20
Z8934CB-PC	1-1/4 x 1-1/4	Chrome-Plated Brass	9.25	50	20
Z8934CZ-PC	1-1/4 x 1-1/4	Chrome-Plated Zinc	7.75	50	20
Z8935LN-RB	1-1/4 x 1-1/2	Less Nut	7.30	50	20
Z8935CB-PC	1-1/4 x 1-1/2	Chrome-Plated Brass	9.25	50	20
Z8935CZ-PC	1-1/4 x 1-1/2	Chrome-Plated Zinc	7.90	50	20
Z8936LN-RB	1-1/2 x 1-1/2	Less Nut	7.30	50	20
Z8936CB-PC	1-1/2 x 1-1/2	Chrome-Plated Brass	9.25	50	20
Z8936CZ-PC	1-1/2 x 1-1/2	Chrome-Plated Zinc	7.90	50	20



FEMALE IPS WASTE CONNECTIONS

Cast brass waste connections with brass compression ring and slip nut or body alone (De Sanco type).

PRODUCT NUMBER	SIZE	SLIP NUT	LIST PRICE	MASTER CARTON	WEIGHT CARTON
Z8937LN-RB	1-1/4 x 1-1/4	Less Nut	\$5.75	50	20
Z8937CB-PC	1-1/4 x 1-1/4	Chrome-Plated Brass	8.95	50	20
Z8937CZ-PC	1-1/4 x 1-1/4	Chrome-Plated Zinc	7.75	50	20
Z8938LN-RB	1-1/4 x 1-1/2	Less Nut	6.55	50	20
Z8938CB-PC	1-1/4 x 1-1/2	Chrome-Plated Brass	9.45	50	20
Z8938CZ-PC	1-1/4 x 1-1/2	Chrome-Plated Zinc	8.10	50	20
Z8939LN-RB	1-1/2 x 1-1/2	Less Nut	7.95	50	20
Z8939CB-PC	1-1/2 x 1-1/2	Chrome-Plated Brass	9.80	50	20
Z8939CZ-PC	1-1/2 x 1-1/2	Chrome-Plated Zinc	8.40	50	20



MALE IPS WASTE VENT CONNECTIONS

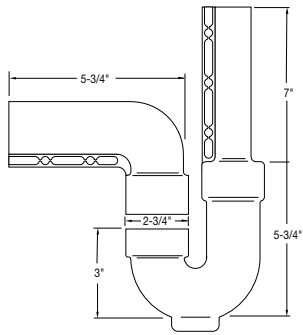
Cast brass waste connections with brass compression ring and slip nut or body alone (De Sanco type).

PRODUCT NUMBER	SIZE	SLIP NUT	LIST PRICE	MASTER CARTON	WEIGHT CARTON
Z8940LN-RB	1-1/4 x 1-1/4	Less Nut	\$5.70	50	20
Z8940CB-PC	1-1/4 x 1-1/4	Chrome-Plated Brass	8.45	50	20
Z8940CZ-PC	1-1/4 x 1-1/4	Chrome-Plated Zinc	7.55	50	20
Z8941LN-RB	1-1/4 x 1-1/2	Less Nut	5.85	50	20
Z8941CB-PC	1-1/4 x 1-1/2	Chrome-Plated Brass	9.15	50	20
Z8941CZ-PC	1-1/4 x 1-1/2	Chrome-Plated Zinc	7.85	50	20
Z8942LN-RB	1-1/2 x 1-1/2	Less Nut	6.65	50	20
Z8942CB-PC	1-1/2 x 1-1/2	Chrome-Plated Brass	9.25	50	20
Z8942CZ-PC	1-1/2 x 1-1/2	Chrome-Plated Zinc	8.10	50	20
Z38-3-RB	1-1/4	Brass Ring	2.15	100	2
Z38-4-RB	1-1/2	Brass Ring	2.40	100	2

Tubular Brass – Commercial Specification Products



COMMERCIAL SPECIFICATION PRODUCTS



Z8943

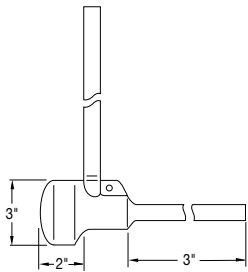
TRAP, STOP AND SUPPLY PROTECTORS – INSUL GUARD™

RetroFit Kits: Protectors, satin white PVC resin, with a 3/8" nominal wall. Resists thermal transfer and are ADA compliant.

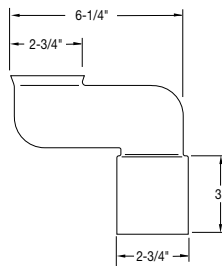


PRODUCT NUMBER	DESCRIPTION	LIST PRICE	MASTER CARTON	WEIGHT CARTON
Z8943-NT	Trap Protector	\$ 52.60	15	9
Z8944-NT	Supply Protector	38.25	15	5
Z8945-NT	Offset Drain Protector	37.80	15	4
Z8946-NT	Combination Kit: One Trap and One Supply Protector	81.90	15	12
Z8946-1-NT	Combination Kit: One Trap and Two Supply Protectors	102.65	15	15
Z8946-3-NT	Combination Kit: One Trap Protector, Two Supply Protectors, and One Offset Drain Protector	129.75	15	15

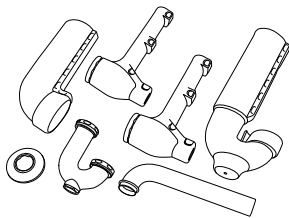
Specification Kits: Protectors, satin white PVC resin, with a 3/8" nominal wall and vandal-resistant clip feature. Resists thermal transfer and are ADA compliant.



Z8944



Z8945

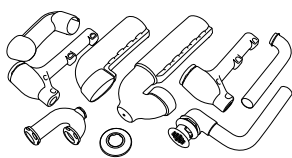


Z8995-1-PC

PRE-WRAPPED CAST BODY P-TRAPS WITH TUBULAR WALL BEND



PRODUCT NUMBER	DESCRIPTION	LIST PRICE	MASTER CARTON	WEIGHT CARTON
Z8995-1-PC	1-1/4" x 1-1/4" P-Trap Assembly	\$167.20	6	30
Z8996-1-PC	1-1/4" x 1-1/2", 1-1/2" x 1-1/2" P-Trap Assembly	172.90	6	36



Z8995-3-PC

PRE-WRAPPED CAST BODY P-TRAPS WITH LAVATORY OFFSET ASSEMBLY



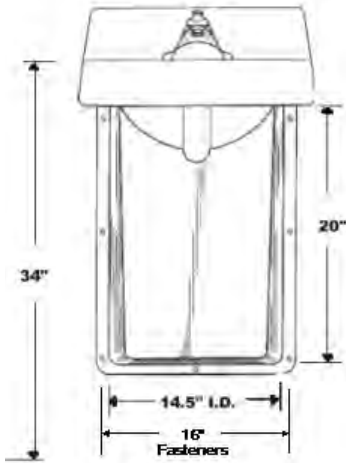
PRODUCT NUMBER	DESCRIPTION	LIST PRICE	MASTER CARTON	WEIGHT CARTON
Z8995-3-PC	1-1/4" x 1-1/4" P-Trap with Lavatory Offset Assembly	\$248.15	6	42
Z8996-3-PC	1-1/4" x 1-1/2", 1-1/2" x 1-1/2" P-Trap with Lavatory Offset Assembly	253.75	6	42



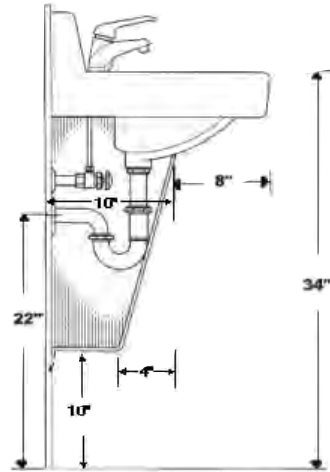
COMMERCIAL SPECIFICATION PRODUCTS

RIGID LAVATORY ENCLOSURE – VANDAL-GARD

The new rigid lavatory enclosure represents the next generation of the ADA pipe cover protection system. This new design conceals all lavatory piping, electronic faucet connection mixing valves, trap primers, and instantaneous hot water heaters.



PRODUCT NUMBER	DESCRIPTION	LIST PRICE	MASTER CARTON	WEIGHT CARTON
Z6900-VG	Rigid Lavatory Enclosure for 20" x 18" Lavatory	\$286.20	4	10

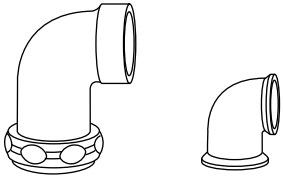




COMMERCIAL SPECIFICATION PRODUCTS

ELBOWS

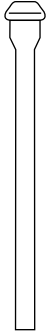
Cast brass elbows.



PRODUCT NUMBER	SIZE	FINISH	LIST PRICE	MASTER CARTON	WEIGHT CARTON
Z8965-14-PC	1-1/4	PC	\$18.35	25	15
Z8965-15-PC	1-1/2	PC	18.95	25	15


LAVATORY FLEXIBLE RISER TUBES

Chrome-plated, copper flexible riser tubes for lavatory and closet supplies. Select riser tubes are also available in polished brass (Suffix -PB) and rough brass (Suffix -RB).



PRODUCT NUMBER	SIZE	FINISH	LIST PRICE	MASTER CARTON	WEIGHT CARTON
Z8972-12-PC	3/8 OD x 12	PC	\$ 4.65	150	20
Z8972-12-RB	3/8 OD x 12	RB	4.20	150	20
Z8972-15-PC	3/8 OD x 15	PC	6.35	100	15
Z8972-20-PC	3/8 OD x 20	PC	8.45	100	20
Z8972-30-PC	3/8 OD x 30	PC	11.20	50	15
Z8972-36-PC	3/8 OD x 36	PC	13.20	50	15
Z8973-12-PC	1/2 OD x 12	PC	6.80	100	15
Z8973-15-PC	1/2 OD x 15	PC	9.45	50	10
Z8973-20-PC	1/2 OD x 20	PC	11.10	50	12
Z8973-36-PC	1/2 OD x 36	PC	18.60	25	12

CLOSET FLEXIBLE RISER TUBES



PRODUCT NUMBER	SIZE	FINISH	LIST PRICE	MASTER CARTON	WEIGHT CARTON
Z8974-12-PC	3/8 OD x 12	PC	\$ 6.00	150	20
Z8974-20-PC	3/8 OD x 20	PC	7.90	100	20
Z8975-12-PC	1/2 OD x 12	PC	8.15	100	15
Z8975-20-PC	1/2 OD x 20	PC	12.65	50	12

COMPRESSION FLEXIBLE RISER TUBES



PRODUCT NUMBER	SIZE	FINISH	LIST PRICE	MASTER CARTON	WEIGHT CARTON
Z8976-12-PC	3/8 OD x 12	PC	\$ 8.50	100	15
Z8976-20-PC	3/8 OD x 20	PC	14.20	100	20

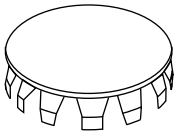


COMMERCIAL SPECIFICATION PRODUCTS



SWEAT FLEXIBLE RISER TUBES

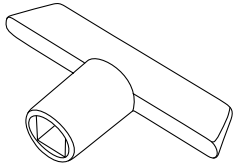
PRODUCT NUMBER	SIZE	FINISH	LIST PRICE	MASTER CARTON	WEIGHT CARTON
Z8977-12-PC	3/8 OD x 12	PC	\$ 6.60	100	12
Z8977-20-PC	3/8 OD x 20	PC	10.95	100	18



LOCK SHIELD CAPS FOR LOOSE KEY STOPS

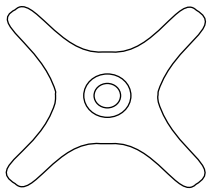
Chrome-plated, brass lock thread caps for loose key stops.

PRODUCT NUMBER	DESCRIPTION	LIST PRICE	MASTER CARTON	WEIGHT CARTON
Z8978-PC	For Standard Line Stop	\$2.20	100	1
Z8978HD-PC	For Heavy Duty Stop	3.05	100	1



LOOSE KEY FOR STANDARD AND HEAVY-DUTY STOPS

PRODUCT NUMBER	DESCRIPTION	LIST PRICE	MASTER CARTON	WEIGHT CARTON
ZLK-PC	For Stops	\$2.70	100	5



CROSS HANDLES

Chrome-plated, cast brass cross handles for all Zurn with wheelhandle stops.
(Order using Suffix -X added to product number.)

IN BULK, ORDER:

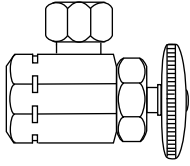
PRODUCT NUMBER	DESCRIPTION	LIST PRICE	MASTER CARTON	WEIGHT CARTON
Z8979-PC	Cross Handle	\$7.10	50	5



COMMERCIAL SPECIFICATION PRODUCTS

STANDARD LINE ANGLE STOPS

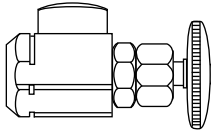
Chrome-plated, solid brass angle stops.



PIPE-TO-COMPRESSION STOPS

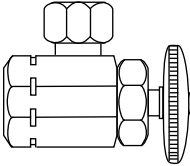
PRODUCT NUMBER	SIZE	LIST PRICE	MASTER CARTON	WEIGHT CARTON
Z8800-PC	3/8 IPS x 3/8 OD	\$ 7.30	100	33
Z8800LK-PC	3/8 IPS x 3/8 OD	8.85	100	33
Z8801-PC	3/8 IPS x 1/2 OD	9.95	100	40
Z8801LK-PC	3/8 IPS x 1/2 OD	10.10	100	40
Z8802-PC	1/2 IPS x 3/8 OD	8.55	100	33
Z8802LK-PC	1/2 IPS x 3/8 OD	9.90	100	33
Z8803-PC	1/2 IPS x 1/2 OD	11.70	100	40
Z8803LK-PC	1/2 IPS x 1/2 OD	13.50	100	40

PIPE-TO-PIPE STOPS WITH STUFFING BOX




PRODUCT NUMBER	SIZE	LIST PRICE	MASTER CARTON	WEIGHT CARTON
Z8814BXLK-PC	3/8 IPS x 3/8 IPS	\$14.85	100	40

COPPER SWEAT-TO-COMPRESSION STOPS



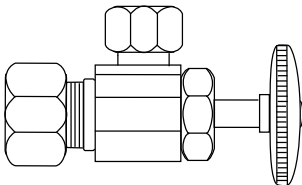
PRODUCT NUMBER	SIZE	LIST PRICE	MASTER CARTON	WEIGHT CARTON
Z8806-PC	1/2 SWT x 3/8 OD	\$ 7.65	100	33
Z8806LK-PC	1/2 SWT x 3/8 OD	9.25	100	33
Z8807-PC	1/2 SWT x 1/2 OD	9.35	100	33
Z8807LK-PC	1/2 SWT x 1/2 OD	10.85	100	33

COPPER SWEAT-TO-COMPRESSION STOPS WITH 5" EXTENSION



PRODUCT NUMBER	SIZE	LIST PRICE	MASTER CARTON	WEIGHT CARTON
Z8808-PC	1/2 SWT x 3/8 OD	\$12.20	50	28
Z8808LK-PC	1/2 SWT x 3/8 OD	13.40	50	28
Z8809-PC	1/2 SWT x 1/2 OD	20.55	50	28
Z8809LK-PC	1/2 SWT x 1/2 OD	22.45	50	28

COMPRESSION-TO-COMPRESSION STOPS



PRODUCT NUMBER	SIZE	LIST PRICE	MASTER CARTON	WEIGHT CARTON
Z8804-PC	1/2 NOM x 3/8 OD	\$ 9.25	50	18
Z8804LK-PC	1/2 NOM x 3/8 OD	11.30	50	18
Z8805-PC	1/2 NOM x 1/2 OD	10.00	50	18
Z8805LK-PC	1/2 NOM x 1/2 OD	11.60	50	18

Tubular Brass - Commercial Specification Products

All dimensions in inches; all weights in pounds.



COMMERCIAL SPECIFICATION PRODUCTS

XL STOPS

Standard Stops

Product Number	Connections	Ext.	List Price	Notes
Z8802-XL-PC	1/2 IPS x 3/8 OD		\$ 9.20	
Z8802-XL-LK-PC	1/2 IPS x 3/8 OD		10.70	
Z8802-XL-Q-PC	1/2 IPS x 3/8 OD		11.50	Quarter-Turn, Available 2011
Z8802-XL-LKQ-PC	1/2 IPS x 3/8 OD		13.55	Quarter-Turn, Available 2011
Z8804-XL-PC	1/2 NOM x 3/8 OD		10.00	
Z8804-XL-LK-PC	1/2 NOM x 3/8 OD		12.20	
Z8804-XL-Q-PC	1/2 NOM x 3/8 OD		12.50	Quarter-Turn, Available 2011
Z8804-XL-LKQ-PC	1/2 NOM x 3/8 OD		13.75	Quarter-Turn, Available 2011
Z8808-XL-PC	1/2 SWT x 3/8 OD	5	13.15	
Z8808-XL-LK-PC	1/2 SWT x 3/8 OD	5	14.50	
Z8808-XL-Q-PC	1/2 SWT x 3/8 OD	5	16.45	Quarter-Turn, Available 2011
Z8808-XL-LKQ-PC	1/2 SWT x 3/8 OD	5	20.25	Quarter-Turn, Available 2011

Heavy-Duty Stops

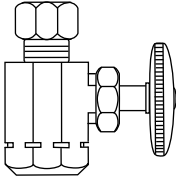
Product Number	Connections	List Price	Notes
ZH8822-XL-PC	1/2 IPS x 3/8 OD	\$22.15	
ZH8822-XL-LK-PC	1/2 IPS x 3/8 OD	26.90	
ZH8822-XL-Q-PC	1/2 IPS x 3/8 OD	27.70	Quarter-Turn, Available 2011
ZH8822-XL-LKQ-PC	1/2 IPS x 3/8 OD	32.30	Quarter-Turn, Available 2011
ZH8824-XL-PC	1/2 NOM x 3/8 OD	26.95	
ZH8824-XL-LK-PC	1/2 NOM x 3/8 OD	31.30	
ZH8824-XL-Q-PC	1/2 NOM x 3/8 OD	33.70	Quarter-Turn, Available 2011
ZH8824-XL-LKQ-PC	1/2 NOM x 3/8 OD	37.55	Quarter-Turn, Available 2011



COMMERCIAL SPECIFICATION PRODUCTS

STANDARD LINE STRAIGHT STOPS

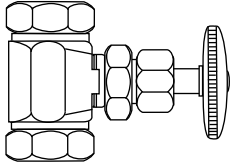
Chrome-plated, solid brass stops.



PIPE-TO-COMPRESSION STOPS

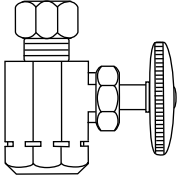
PRODUCT NUMBER	SIZE	LIST PRICE	MASTER CARTON	WEIGHT CARTON
Z8840-PC	3/8 IPS x 3/8 OD	\$ 8.40	100	40
Z8840LK-PC	3/8 IPS x 3/8 OD	10.00	100	40
Z8841-PC	1/2 IPS x 3/8 OD	9.40	100	40
Z8841LK-PC	1/2 IPS x 3/8 OD	11.95	100	40
Z8842-PC	3/8 IPS x 1/2 OD	13.95	100	40
Z8842LK-PC	3/8 IPS x 1/2 OD	15.40	100	40
Z8843-PC	1/2 IPS x 1/2 OD	18.35	100	40
Z8843LK-PC	1/2 IPS x 1/2 OD	21.95	100	40

PIPE-TO-PIPE STOPS WITH STUFFING BOX



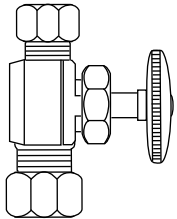
PRODUCT NUMBER	SIZE	LIST PRICE	MASTER CARTON	WEIGHT CARTON
Z8844BX-PC	3/8 IPS x 3/8 IPS	\$14.50	100	40
Z8844BXLK-PC	3/8 IPS x 3/8 IPS	17.20	100	40
Z8845BX-PC	1/2 IPS x 1/2 IPS	20.25	100	40
Z8845BXLK-PC	1/2 IPS x 1/2 IPS	21.90	100	40

COPPER SWEAT-TO-COMPRESSION STOPS



PRODUCT NUMBER	SIZE	LIST PRICE	MASTER CARTON	WEIGHT CARTON
Z8846-PC	1/2 SWT x 3/8 OD	\$ 8.60	100	35
Z8846LK-PC	1/2 SWT x 3/8 OD	10.05	100	35
Z8847-PC	1/2 SWT x 1/2 OD	16.20	100	35
Z8847LK-PC	1/2 SWT x 1/2 OD	19.55	100	35

COMPRESSION-TO-COMPRESSION STOPS



PRODUCT NUMBER	SIZE	LIST PRICE	MASTER CARTON	WEIGHT CARTON
Z8848-PC	1/2 NOM x 3/8 OD	\$11.65	100	35
Z8848LK-PC	1/2 NOM x 3/8 OD	14.85	100	35
Z8849-PC	1/2 NOM x 1/2 OD	18.30	100	35
Z8849LK-PC	1/2 NOM x 1/2 OD	19.85	100	35

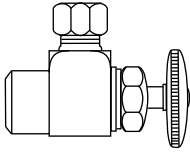


COMMERCIAL SPECIFICATION PRODUCTS

PREMIERE LINE HEAVY ANGLE STOPS

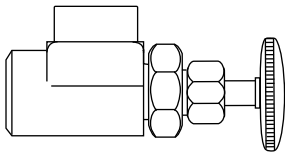
Chrome-plated, solid brass heavy angle stops.

PIPE-TO-COMPRESSION STOPS



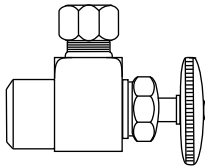
PRODUCT NUMBER	SIZE	LIST PRICE	MASTER CARTON	WEIGHT CARTON
ZH8820-PC	3/8 IPS x 3/8 OD	\$20.90	50	25
ZH8820LK-PC	3/8 IPS x 3/8 OD	24.90	50	25
ZH8822-PC	1/2 IPS x 3/8 OD	20.90	50	25
ZH8822LK-PC	1/2 IPS x 3/8 OD	24.90	50	25
ZH8821-PC	3/8 IPS x 1/2 OD	23.15	50	25
ZH8821LK-PC	3/8 IPS x 1/2 OD	27.45	50	25
ZH8823-PC	1/2 IPS x 1/2 OD	23.65	50	25
ZH8823LK-PC	1/2 IPS x 1/2 OD	29.60	50	25

PIPE-TO-PIPE STOPS WITH STUFFING BOX



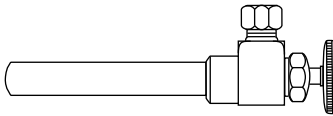
PRODUCT NUMBER	SIZE	LIST PRICE	MASTER CARTON	WEIGHT CARTON
ZH8815BX-PC	3/8 IPS x 3/8 IPS	\$23.35	50	25
ZH8815BXLK-PC	3/8 IPS x 3/8 IPS	27.45	50	25
ZH8816BX-PC	1/2 IPS x 1/2 IPS	24.65	50	25
ZH8816BXLK-PC	1/2 IPS x 1/2 IPS	28.70	50	25

COPPER SWEAT-TO-COMPRESSION STOPS



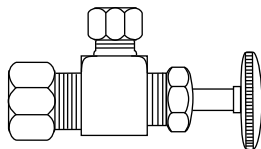
PRODUCT NUMBER	SIZE	LIST PRICE	MASTER CARTON	WEIGHT CARTON
ZH8826-PC	1/2 SWT x 3/8 OD	\$26.40	50	25
ZH8826LK-PC	1/2 SWT x 3/8 OD	29.70	50	25

COPPER SWEAT-TO-COMPRESSION STOPS WITH 5" EXTENSION



PRODUCT NUMBER	SIZE	LIST PRICE	MASTER CARTON	WEIGHT CARTON
ZH8827-PC	1/2 SWT x 3/8 OD	\$35.25	50	30
ZH8827LK-PC	1/2 SWT x 3/8 OD	39.20	50	30
ZH8828-PC	1/2 SWT x 1/2 OD	36.40	50	30
ZH8828LK-PC	1/2 SWT x 1/2 OD	40.50	50	30

COMPRESSION-TO-COMPRESSION STOPS



PRODUCT NUMBER	SIZE	LIST PRICE	MASTER CARTON	WEIGHT CARTON
ZH8824-PC	1/2 NOM x 3/8 OD	\$25.40	50	25
ZH8824LK-PC	1/2 NOM x 3/8 OD	29.55	50	25
ZH8825-PC	1/2 NOM x 1/2 OD	26.40	50	25
ZH8825LK-PC	1/2 NOM x 1/2 OD	30.55	50	25

All dimensions in inches; all weights in pounds.

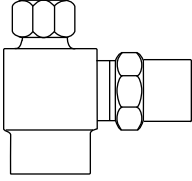
Tubular Brass – Commercial Specification Products



COMMERCIAL SPECIFICATION PRODUCTS

PREMIERE LINE HEAVY STRAIGHT STOPS

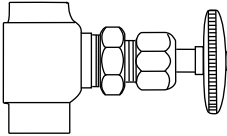
Chrome-plated, solid brass heavy straight stops.



PIPE-TO-COMPRESSION STOPS

PRODUCT NUMBER	SIZE	LIST PRICE	MASTER CARTON	WEIGHT CARTON
ZH8850-PC	3/8 IPS x 3/8 OD	\$22.30	50	20
ZH8850LK-PC	3/8 IPS x 3/8 OD	24.90	50	20
ZH8851-PC	1/2 IPS x 3/8 OD	27.25	50	20
ZH8851LK-PC	1/2 IPS x 3/8 OD	28.50	50	20
ZH8852-PC	1/2 IPS x 1/2 OD	27.80	50	20

PIPE-TO-PIPE SUFFIX (SB) STOPS WITH STUFFING BOX



PRODUCT NUMBER	SIZE	LIST PRICE	MASTER CARTON	WEIGHT CARTON
ZH8853BX-PC	3/8 IPS x 3/8 IPS	\$14.50	50	30
ZH8853BXLK-PC	3/8 IPS x 3/8 IPS	17.90	50	30



1/2" OD COMPRESSION x 3/8" NPT SUPPLY STOP

PRODUCT NUMBER	LIST PRICE	CASE QUANTITY	UNIT WT. LBS.
Z81005	\$72.15	12	1.0

Optional Accessories

-CR, -LR



1/2" OD COMPRESSION x 1/2" NPT SUPPLY STOP

PRODUCT NUMBER	LIST PRICE	CASE QUANTITY	UNIT WT. LBS.
Z81006	\$72.15	12	1.0

Optional Accessories

-CR, -LR



3/8" OD COMPRESSION x 3/8" NPT SUPPLY STOP

PRODUCT NUMBER	LIST PRICE	CASE QUANTITY	UNIT WT. LBS.
Z81016	\$72.15	12	1.0

Optional Accessories

-CR, -LR



3/8" OD COMPRESSION x 1/2" NPT SUPPLY STOP

PRODUCT NUMBER	LIST PRICE	CASE QUANTITY	UNIT WT. LBS.
Z81017	\$72.15	12	1.0

Optional Accessories

-CR, -LR

Tubular Brass – Commercial Specification Products

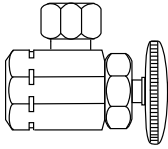
All dimensions in inches; all weights in pounds.



COMMERCIAL SPECIFICATION PRODUCTS

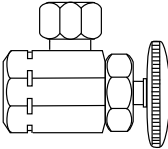
QUARTER-TURN STANDARD LINE ANGLE STOPS (Ball Valves)

Chrome-plated, solid brass angle stops.



PIPE-TO-PIPE COMPRESSION STOPS


PRODUCT NUMBER	SIZE	LIST PRICE	MASTER CARTON	WEIGHT CARTON
Z8800Q-PC	3/8 IPS x 3/8 OD	\$ 9.10	100	33
Z8800LKQ-PC	3/8 IPS x 3/8 OD	11.05	100	33
Z8802Q-PC	1/2 IPS x 3/8 OD	10.65	100	33
Z8802LKQ-PC	1/2 IPS x 3/8 OD	12.55	100	33



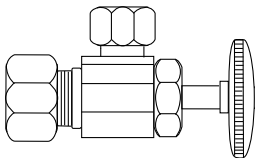
COPPER SWEAT-TO-COMPRESSION STOPS

PRODUCT NUMBER	SIZE	LIST PRICE	MASTER CARTON	WEIGHT CARTON
Z8806Q-PC	1/2 SWT x 3/8 OD	\$ 9.55	100	33
Z8806LKQ-PC	1/2 SWT x 3/8 OD	11.30	100	33

COPPER SWEAT-TO-COMPRESSION STOPS WITH 5" EXTENSION



PRODUCT NUMBER	SIZE	LIST PRICE	MASTER CARTON	WEIGHT CARTON
Z8808Q-PC	1/2 SWT x 3/8 OD	\$15.20	50	28
Z8808LKQ-PC	1/2 SWT x 3/8 OD	18.75	50	28

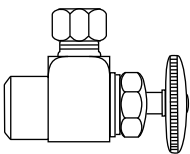


COMPRESSION-TO-COMPRESSION STOPS

PRODUCT NUMBER	SIZE	LIST PRICE	MASTER CARTON	WEIGHT CARTON
Z8804Q-PC	1/2 NOM x 3/8 OD	\$11.55	50	18
Z8804LKQ-PC	1/2 NOM x 3/8 OD	12.75	50	18

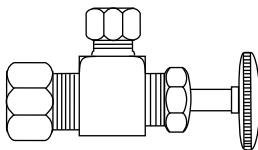
QUARTER-TURN PREMIERE LINE HEAVY ANGLE STOPS (Ball Valves)

Chrome-plated, solid brass heavy angle stops.



PIPE-TO-PIPE COMPRESSION STOPS

PRODUCT NUMBER	SIZE	LIST PRICE	MASTER CARTON	WEIGHT CARTON
ZH8820Q-PC	3/8 IPS x 3/8 OD	\$26.15	50	25
ZH8820LKQ-PC	3/8 IPS x 3/8 OD	30.10	50	25
ZH8822Q-PC	1/2 IPS x 3/8 OD	26.15	50	25
ZH8822LKQ-PC	1/2 IPS x 3/8 OD	30.45	50	25



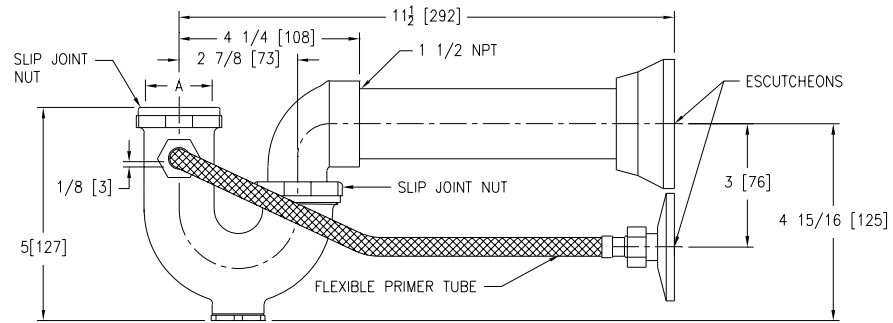
COMPRESSION-TO-COMPRESSION STOPS

PRODUCT NUMBER	SIZE	LIST PRICE	MASTER CARTON	WEIGHT CARTON
ZH8824Q-PC	1/2 NOM x 3/8 OD	\$31.75	50	25
ZH8824LKQ-PC	1/2 NOM x 3/8 OD	35.45	50	25

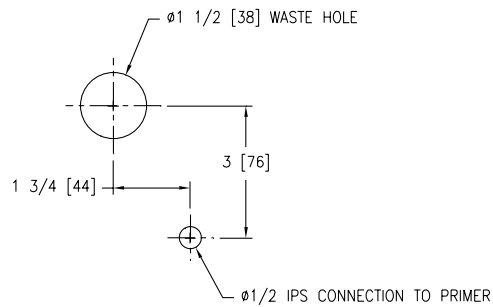
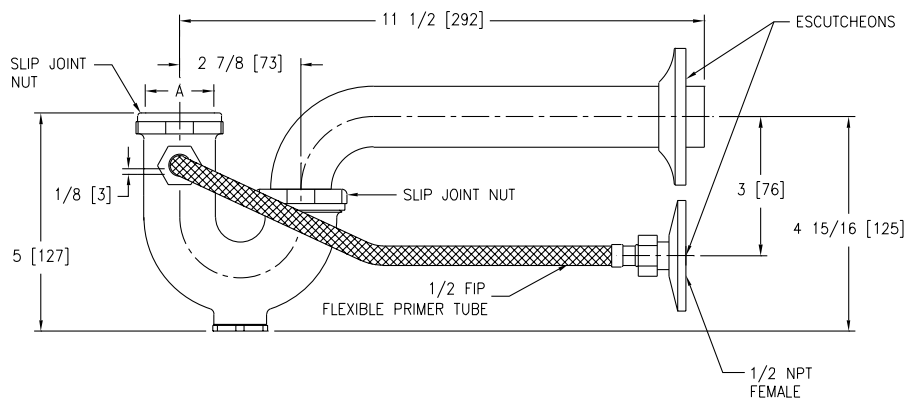
Tubular Brass – Commercial Specification Products



COMMERCIAL SPECIFICATION PRODUCTS



Z1021-PC Illustrated



Z1021WL-PC Illustrated

WATER SAVER TRAP PRIMERS

Chrome-plated, polished cast brass body with cleanout, ground joint elbow with 1-1/2" NPT outlet for Z1021-PC (1-1/2" OD for Z1021WL-PC), 1-1/2" [38] slip nuts and washers, and reducing washer for 1-1/4" [32] sink tailpiece hookup, escutcheons, flexible primer tubing.

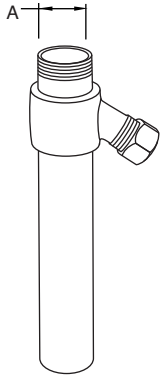


PRODUCT NUMBER	SIZE	A INLET	FINISH	LIST PRICE	MASTER CARTON	WEIGHT CARTON
Z1021-PC	1-1/2 x 11-1/2 (NPT Connection)	1-1/2 [38]	PC	\$165.00	15	38
Z1021WL-PC	1-1/2 x 11-7/8 (1-1/2 OD Tubular P-Bend Connection)	1-1/2 [38]	PC	132.00	15	35
Z8962-9J-PC	1-1/2 x 9 P-Bend (For Z1021WL-PC)		PC	19.90	20	20

All dimensions in inches; all weights in pounds.



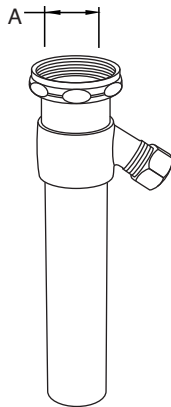
COMMERCIAL SPECIFICATION PRODUCTS



1-1/4" CP TRAP PRIMERS

Chrome-plated, semi-cast body with 17-gauge tube and 5/8" O.D. compression nut and ferrule connection.

PRODUCT NUMBER	SIZE	A INLET	FINISH	LIST PRICE	MASTER CARTON	WEIGHT CARTON
Z1022-PC	1-1/4 x 6	1-1/4 [38]	PC	\$50.85	25	30



1-1/2" CP TRAP PRIMERS

Chrome-plated, semi-cast body with 17-gauge tube and 5/8" O.D. compression nut and ferrule connection.

PRODUCT NUMBER	SIZE	A INLET	FINISH	LIST PRICE	MASTER CARTON	WEIGHT CARTON
Z1023-PC	1-1/2 x 6	1-1/2 [38]	PC	\$58.10	25	30



NUMERICAL INDEX to COMMERCIAL PRODUCTS

Product No.	Page No.	Product No.	Page No.	Product No.	Page No.
Z38-3-RB	223	Z8743-PC	211	Z8802CRQ-8870-12-PC	220
Z38-4-RB	223	Z8743-1-PC	211	Z8802LK-PC	228
Z1021-PC	234	Z8743NOF-PC	211	Z8802LKQ-PC	233
Z1021WL-PC	234	Z8746-PC	211	Z8802LR-PC	212
Z1022-PC	235	Z8746NOF-PC	211	Z8802LR-8860-12-PC	219
Z1023-PC	235	Z8747-PC	211	Z8802LRLK-PC	212
Z6900-VG	225	Z8748-PC	211	Z8802LRLK-8860-12-PC	219
Z8700-PC	208	Z8749-SS	211	Z8802LRLKQ-PC	218
Z8700-8-PC	208	Z8750-PC	211	Z8802LRLKQ-8860-12-PC	219
Z8700-8LC-PC	208	Z8750A-PC	211	Z8802LRQ-PC	218
Z8700-15-PC	208	Z8800-PC	228	Z8802LRQ-8860-12-PC	219
Z8700LC-PC	208	Z8800CR-PC	215	Z8802Q-PC	233
Z8701-PC	208	Z8800CR-8870-12-PC	220	Z8802-XL-LK-PC	229
Z8701-9-PC	208	Z8800CRLK-PC	215	Z8802-XL-LKQ-PC	229
Z8701-9BWCBX-WC-PC	209	Z8800CRLK-8870-12-PC	220	Z8802-XL-LR-PC	213
Z8701-9LC-PC	208	Z8800CRLKQ-PC	218	Z8802-XL-LRLK-PC	213
Z8701-9LCBWCBX-WC-PC	209	Z8800CRLKQ-8870-12-PC	220	Z8802-XL-LRLKQ-PC	213
Z8701-15-PC	208	Z8800CRQ-PC	218	Z8802-XL-LRQ-PC	213
Z8701LCB-PC	208	Z8800CRQ-8870-12-PC	220	Z8802-XL-PC	229
Z8702-PC	208	Z8800LK-PC	228	Z8802-XL-Q-PC	229
Z8702-9-PC	208	Z8800LKQ-PC	233	Z8803-PC	228
Z8702-9BWCBX-WC-PC	209	Z8800LR-8860-12-PC	219	Z8803CR-PC	215
Z8702-9LC-PC	208	Z8800LR-PC	212	Z8803CR-8873-12-PC	220
Z8702-9LCBWCBX-WC-PC	209	Z8800LRLK-PC	212	Z8803CRLK-PC	215
Z8702-15-PC	208	Z8800LRLK-8860-12-PC	219	Z8803CRLK-8873-12-PC	220
Z8702LCB-PC	208	Z8800LRLKQ-PC	218	Z8803LK-PC	228
Z8703B-PC	208	Z8800LRLKQ-8860-12-PC	219	Z8803LR-PC	212
Z8704B-PC	208	Z8800LRQ-PC	218	Z8803LR-8862-12-PC	219
Z8706-PC	208	Z8800LRQ-8860-12-PC	219	Z8803LRLK-PC	212
Z8707-PC	208	Z8800Q-PC	233	Z8803LRLK-8862-12-PC	219
Z8708-PC	208	Z8801-PC	228	Z8804-PC	228
Z8710-PC	209	Z8801CR-PC	215	Z8804CR-PC	215
Z8711-PC	209	Z8801CR-8873-12-PC	220	Z8804CR-8870-12-PC	220
Z8711-6-PC	209	Z8801CRLK-PC	215	Z8804CRLK-PC	215
Z8711-8-PC	209	Z8801CRLK-8873-12-PC	220	Z8804CRLK-8870-12-PC	220
Z8711-12-PC	209	Z8801LK-PC	228	Z8804CRLKQ-PC	218
Z8712-PC	209	Z8801LR-PC	212	Z8804CRLKQ-8870-12-PC	220
Z8712-6-PC	209	Z8801LR-8862-12-PC	219	Z8804CRQ-PC	218
Z8712-8-PC	209	Z8801LRLK-PC	212	Z8804CRQ-8870-12-PC	220
Z8712-12-PC	209	Z8801LRLK-8862-12-PC	219	Z8804LK-PC	228
Z8734-PC	210	Z8802-PC	228	Z8804LKQ-PC	233
Z8734XT-PC	210	Z8802CR-PC	215	Z8804LR-PC	212
Z8735-PC	210	Z8802CR-8870-12-PC	220	Z8804LR-8860-12-PC	219
Z8735XT-PC	210	Z8802CRLK-PC	215	Z8804LRLK-PC	212
Z8737-PC	210	Z8802CRLK-8870-12-PC	220	Z8804LRLK-8860-12-PC	219
Z8739-PC	210	Z8802CRLKQ-PC	218	Z8804LRLKQ-PC	218
Z8740-PC	211	Z8802CRLKQ-8870-12-PC	220	Z8804LRLKQ-8860-12-PC	219
Z8741-SS	211	Z8802CRQ-PC	218	Z8804LRQ-PC	218



NUMERICAL INDEX to COMMERCIAL PRODUCTS

Product No.	Page No.	Product No.	Page No.	Product No.	Page No.
Z8804LRQ-8860-12-PC	219	Z8807LRLK-PC	212	Z8812-PC	216
Z8804Q-PC	233	Z8807LRLK-8862-12-PC	219	Z8813-PC	216
Z8804-XL-LK-PC	229	Z8808-PC	228	Z8814BXLK-PC	228
Z8804-XL-LKQ-PC	229	Z8808CR-PC	215	Z8840-PC	230
Z8804-XL-LR-PC	213	Z8808CR-8870-12-PC	220	Z8840LK-PC	230
Z8804-XL-LRLK-PC	213	Z8808CRLK-PC	215	Z8841-PC	230
Z8804-XL-LRLKQ-PC	213	Z8808CRLK-8870-12-PC	220	Z8841LK-PC	230
Z8804-XL-LRQ-PC	213	Z8808CRLKQ-PC	218	Z8842-PC	230
Z8804-XL-PC	229	Z8808CRLKQ-8870-12-PC	220	Z8842LK-PC	230
Z8804-XL-Q-PC	229	Z8808CRQ-PC	218	Z8843-PC	230
Z8805-PC	228	Z8808CRQ-8870-12-PC	220	Z8843LK-PC	230
Z8805CR-PC	215	Z8808LK-PC	228	Z8844BX-PC	230
Z8805CR-8873-12-PC	220	Z8808LKQ-PC	233	Z8844BXLK-PC	230
Z8805CRLK-PC	215	Z8808LR-PC	212	Z8845BX-PC	230
Z8805CRLK-8873-12-PC	220	Z8808LR-8860-12-PC	219	Z8845BXLK-PC	230
Z8805LK-PC	228	Z8808LRLK-PC	212	Z8846-PC	230
Z8805LR-8862-12-PC	219	Z8808LRLK-8860-12-PC	219	Z8846LK-PC	230
Z8805LR-PC	212	Z8808LRLKQ-PC	218	Z8847-PC	230
Z8805LRLK-PC	212	Z8808LRLKQ-8860-12-PC	219	Z8847LK-PC	230
Z8805LRLK-8862-12-PC	219	Z8808LRQ-PC	218	Z8848-PC	230
Z8806-PC	228	Z8808LRQ-8860-12-PC	219	Z8848LK-PC	230
Z8806CR-PC	215	Z8808Q-PC	233	Z8849-PC	230
Z8806CR-8870-12-PC	220	Z8808-XL-LK-PC	229	Z8849LK-PC	230
Z8806CRLK-PC	215	Z8808-XL-LKQ-PC	229	Z8860-12-SS	221
Z8806CRLK-8870-12-PC	220	Z8808-XL-LR-PC	213	Z8860-16-SS	221
Z8806CRLKQ-PC	218	Z8808-XL-LRLK-PC	213	Z8860-20-SS	221
Z8806CRLKQ-8870-12-PC	220	Z8808-XL-LRLKQ-PC	213	Z8860-30-SS	221
Z8806CRQ-PC	218	Z8808-XL-LRQ-PC	213	Z8860-36-SS	221
Z8806CRQ-8870-12-PC	220	Z8808-XL-PC	229	Z8861-12-SS	221
Z8806LK-PC	228	Z8808-XL-Q-PC	229	Z8861-16-SS	221
Z8806LKQ-PC	233	Z8809-PC	228	Z8861-20-SS	221
Z8806LR-PC	212	Z8809CR-PC	215	Z8861-30-SS	221
Z8806LR-8860-12-PC	219	Z8809CR-8873-12-PC	220	Z8861-60-SS	221
Z8806LRLK-PC	212	Z8809CRLK-PC	215	Z8862-12-SS	221
Z8806LRLK-8860-12-PC	219	Z8809CRLK-8873-12-PC	220	Z8862-16-SS	221
Z8806LRLKQ-PC	218	Z8809LK-PC	228	Z8862-20-SS	221
Z8806LRLKQ-8860-12-PC	219	Z8809LR-PC	212	Z8862-30-SS	221
Z8806LRQ-PC	218	Z8809LR-8862-12-PC	219	Z8862-36-SS	221
Z8806LRQ-8860-12-PC	219	Z8809LRLK-PC	212	Z8863-12-SS	221
Z8806Q-PC	233	Z8809LRLK-8862-12-PC	219	Z8863-20-SS	221
Z8807-PC	228	Z8810CR-PC	216	Z8870-9-SS	221
Z8807CR-PC	215	Z8810CRLK-PC	216	Z8870-12-SS	221
Z8807CR-8873-12-PC	220	Z8810LR-PC	214	Z8870-20-SS	221
Z8807CRLK-PC	215	Z8810LRLK-PC	214	Z8872-9-SS	221
Z8807CRLK-8873-12-PC	220	Z8811CR-PC	216	Z8872-12-SS	221
Z8807LK-PC	228	Z8811CRLK-PC	216	Z8873-9-SS	221
Z8807LR-PC	212	Z8811LR-PC	214	Z8873-12-SS	221
Z8807LR-8862-12-PC	219	Z8811LRLK-PC	214	Z8873-20-SS	221

Tubular Brass – Commercial Specification Products



NUMERICAL INDEX to COMMERCIAL PRODUCTS

Product No.	Page No.	Product No.	Page No.	Product No.	Page No.
Z8900-PC	222	Z8939CZ-PC	223	Z81017	232
Z8901-PC	222	Z8939LN-RB	223	ZH8815BX-PC	231
Z8902-PC	222	Z8940CB-PC	223	ZH8815BXLK-PC	231
Z8904-PC	222	Z8940CZ-PC	223	ZH8816BX-PC	231
Z8905-PC	222	Z8940LN-RB	223	ZH8816BXLK-PC	231
Z8906-PC	222	Z8941CB-PC	223	ZH8820-PC	231
Z8907-PC	222	Z8941CZ-PC	223	ZH8820CR-PC	215
Z8908-PC	222	Z8941LN-RB	223	ZH8820CRLK-PC	215
Z8909-PC	222	Z8942CB-PC	223	ZH8820CRLKQ-PC	218
Z8910-PC	222	Z8942CZ-PC	223	ZH8820CRQ-PC	218
Z8911-PC	222	Z8942LN-RB	223	ZH8820LK-PC	231
Z8912-PC	222	Z8943-NT	224	ZH8820LKQ-PC	233
Z8916-2-PC	222	Z8944-NT	224	ZH8820LR-PC	212
Z8916-3-PC	222	Z8945-NT	224	ZH8820LRLK-PC	212
Z8916-4-PC	222	Z8946-NT	224	ZH8820LRLKQ-PC	218
Z8916-5-PC	222	Z8946-1-NT	224	ZH8820LRQ-PC	218
Z8916-6-PC	222	Z8946-3-NT	224	ZH8820Q-PC	233
Z8916-12-PC	222	Z8962-9J-PC	234	ZH8821-PC	231
Z8916-15-PC	222	Z8965-14-PC	226	ZH8821CR-PC	215
Z8916-20-PC	222	Z8965-15-PC	226	ZH8821CRLK-PC	215
Z8916-24-PC	222	Z8972-12-PC	226	ZH8821LK-PC	231
Z8916-55-PC	222	Z8972-12-RB	226	ZH8821LR-PC	212
Z8916-65-PC	222	Z8972-15-PC	226	ZH8821LRLK-PC	212
Z8916-115-PC	222	Z8972-20-PC	226	ZH8822-PC	231
Z8917-3-PC	222	Z8972-30-PC	226	ZH8822CR-PC	215
Z8917-4-PC	222	Z8972-36-PC	226	ZH8822CRLK-PC	215
Z8917-5-PC	222	Z8973-12-PC	226	ZH8822CRLKQ-PC	218
Z8917-6-PC	222	Z8973-15-PC	226	ZH8822CRQ-PC	218
Z8917-55-PC	222	Z8973-20-PC	226	ZH8822LK-PC	231
Z8918-6-PC	222	Z8973-36-PC	226	ZH8822LKQ-PC	233
Z8919-6-PC	222	Z8974-12-PC	226	ZH8822LR-PC	212
Z8920-6-PC	222	Z8974-20-PC	226	ZH8822LRLK-PC	212
Z8934CB-PC	223	Z8975-12-PC	226	ZH8822LRLKQ-PC	218
Z8934CZ-PC	223	Z8975-20-PC	226	ZH8822LRQ-PC	218
Z8934LN-RB	223	Z8976-12-PC	226	ZH8822Q-PC	233
Z8935CB-PC	223	Z8976-20-PC	226	ZH8822-XL-LK-PC	229
Z8935CZ-PC	223	Z8977-12-PC	227	ZH8822-XL-LKQ-PC	229
Z8935LN-RB	223	Z8977-20-PC	227	ZH8822-XL-LR-PC	213
Z8936CB-PC	223	Z8978-PC	227	ZH8822-XL-LRLK-PC	213
Z8936CZ-PC	223	Z8978HD-PC	227	ZH8822-XL-LRLKQ-PC	213
Z8936LN-RB	223	Z8979-PC	227	ZH8822-XL-LRQ-PC	213
Z8937CB-PC	223	Z8995-1-PC	224	ZH8822-XL-PC	229
Z8937CZ-PC	223	Z8995-3-PC	224	ZH8822-XL-Q-PC	229
Z8937LN-RB	223	Z8996-1-PC	224	ZH8823-PC	231
Z8938CB-PC	223	Z8996-3-PC	224	ZH8823CR-PC	215
Z8938CZ-PC	223	Z81005	232	ZH8823CRLK-PC	215
Z8938LN-RB	223	Z81006	232	ZH8823LK-PC	231
Z8939CB-PC	223	Z81016	232	ZH8823LR-PC	212



NUMERICAL INDEX to COMMERCIAL PRODUCTS

Product No.	Page No.	Product No.	Page No.	Product No.	Page No.
ZH8823LRLK-PC	212	ZH8825LK-PC	231	ZH8831LRLK-PC	214
ZH8824-PC	231	ZH8825LR-PC	212	ZH8832CR-PC	216
ZH8824CR-PC	215	ZH8825LRLK-PC	212	ZH8832CRLK-PC	216
ZH8824CRLK-PC	215	ZH8826-PC	231	ZH8850-PC	232
ZH8824CRLKQ-PC	218	ZH8826CR-PC	215	ZH8850LK-PC	232
ZH8824CRQ-PC	218	ZH8826CRLK-PC	215	ZH8851-PC	232
ZH8824LK-PC	231	ZH8826LK-PC	231	ZH8851LK-PC	232
ZH8824LKQ-PC	233	ZH8826LR-PC	212	ZH8852-PC	232
ZH8824LR-PC	212	ZH8826LRLK-PC	212	ZH8853BX-PC	232
ZH8824LRLK-PC	212	ZH8827-PC	231	ZH8853BXLK-PC	232
ZH8824LRLKQ-PC	218	ZH8827CR-PC	215	ZLK-PC	227
ZH8824LRQ-PC	218	ZH8827CRLK-PC	215	ZR461-PC	210
ZH8824Q-PC	233	ZH8827LK-PC	231	ZR464-PC	210
ZH8824-XL-LK-PC	229	ZH8827LR-PC	212		
ZH8824-XL-LKQ-PC	229	ZH8827LRLK-PC	212		
ZH8824-XL-LR-PC	213	ZH8828-PC	231		
ZH8824-XL-LRLK-PC	213	ZH8828CR-PC	215		
ZH8824-XL-LRLKQ-PC	213	ZH8828CRLK-PC	215		
ZH8824-XL-LRQ-PC	213	ZH8828LK-PC	231		
ZH8824-XL-PC	229	ZH8828LR-PC	212		
ZH8824-XL-Q-PC	229	ZH8828LRLK-PC	212		
ZH8825-PC	231	ZH8830LR-PC	214		
ZH8825CR-PC	215	ZH8830LRLK-PC	214		
ZH8825CRLK-PC	215	ZH8831LR-PC	214		



TUBULAR BRASS PRODUCTS TABLE OF CONTENTS

BRASS TUBULAR

Tubular P-Traps, Less Cleanout	242
Tubular P-Traps, With Cleanout	242
Tubular P-Traps – Choked Inlet	242
Tubular P-Traps – Extra Long, 15" and 18"	242
Wall P-Bends	242
Tubular S-Traps, Less Cleanout	243
Tubular S-Traps, With Cleanout	243
Floor S-Bends	243
Washing Machine Traps with Cast Elbows	243
Low Inlet P-Traps	243
Tubular J-Bends, Less Cleanout	243
Tubular J-Bends, With Cleanout	243
Repair P-Traps and P-Bends	243
Sink Trap J-Bends, Less Cleanout	244
Sink Trap J-Bends, With Cleanout	244
Los Angeles Code Traps	244
Washington D.C. Traps	244
Traps for Plastic Connection	244
Swivel Sink Traps for Copper	244
Milwaukee P-Traps	244
End Outlet Wastes – Slip Joint Connection	245
Hiway End Outlet Wastes	245
Disposer Wastes	245
Center Outlet Wastes – Slip Joint Connection	245
Hiway Center Outlet Wastes – Direct Connection	245
Three Part Wastes – End Outlet	245
Three Part Wastes – Center Outlet, Cross Tee w/Two 24" Arms	246
Hiway Tailpiece	246
Hiway Waste Arms – Direct Connection	246
Waste Arms – Slip Joint Connection	246
Cross Tees – Cast Brass	246
End Outlet Tees – Cast Brass	247
End Outlet Tees – Cast Brass With Baffle	247
Three-Way Slip Tees and 90° Elbows, Cast Brass	247
Tubular Elbows – 90° and 45°	247
Extension Couplings	247
Hiway Style Branch Tailpieces	248
Slip Joint Inlet Branch Tailpieces	248
Flushometer Elbows – 1-1/2" O.D.	248
Double Offsets	248
Flanged Covering Tubes	248
Slip Joint Ells	249
Straight Flanged Tailpieces	249
Slip Extension Tubes With Nut	249

BRASS TUBULAR, continued

Straight Basin Wastes	249
Solder Extension Tubes	250
Threaded Tubes – Both Ends	250
Tailpieces, Threaded One End	250
Reducing Flanged Tailpieces	250
Double End Flanged Tailpieces	250
Double End Extension Tubes	251
Pipe Covering – Chrome Plated	251
Slip Joint Nuts and Washers – “Zamac”	251
Slip Joint Nuts – Heavy Cast Brass	251
Box Escutcheons – Chrome-Plated Steel	251
Escutcheons – Cast Brass	252
Sure Grip Shallow Escutcheons – Chrome-Plated Steel	252
Sure Grip Shallow Escutcheons – Chrome-Plated Brass	252
Deep Escutcheons – Bell Shaped, Chrome-Plated Steel	252
Floor and Ceiling Plates – Chrome-Plated Steel	253
Deep Bell Flanges – Chrome-Plated Brass	253
Box Flanges – Chrome-Plated Brass	253
Closet Spuds	253
Cock Hole Covers	253

BRASS BATH WASTES

Brass Waste and Overflows – With Chain and Stopper	254
Brass Trip Lever Wastes – Plunger Type	254
Brass Pop-up Trip Lever	254
Brass Pop-up Foot Activated	254
Lift and Turn Wastes	254

BASKET STRAINERS

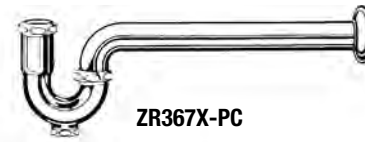
Basket Strainer, Stick Type – Stainless Basket	255
Basket Strainer, Stick Type – Chrome-Plated Brass Body	255
Basket Strainer, 4-Prong – Chrome-Plated Brass Body	255
Basket Strainer – Stainless Steel Stick Type	255
Basket Strainer – Stainless Steel Stick Type	256
Basket Strainer, Spin and Lock – Brass Body	256
Basket Strainer, Ball Locking Closure – Stainless Steel	256
Basket Strainer, Stick Type – Stainless Steel	257
Basket Strainer, Spring Clip Basket – Stainless Steel	257
Flat Top Sink Strainer	257
Small Basket Strainer	257
Junior 2" Basket Strainer	257
Duplex Sink Strainer	257
Accessories	257



TUBULAR BRASS PRODUCTS



ZR366-PC



ZR367X-PC

TUBULAR P-TRAPS

Less Cleanout

CATALOG NO.	GAUGE	SIZE & DESCRIPTION	LIST PRICE	CARTON QTY.
ZR360-PC	20	1-1/4"	\$24.90	30
ZR360-RB	20	1-1/4"	24.00	30
ZR362-PC	20	1-1/2" x 1-1/4"	28.35	30
ZR363-PC	20	1-1/2"	28.35	30
ZR363-RB	20	1-1/2"	26.55	30
ZR361-PC	17	1-1/4"	30.80	30
ZR361-RB	17	1-1/4"	27.65	30
ZR364-PC	17	1-1/2" x 1-1/4"	35.80	30
ZR364-RB	17	1-1/2" x 1-1/4"	35.35	30
ZR365-PC	17	1-1/2"	35.80	30
ZR365-RB	17	1-1/2"	35.35	30

With Cleanout

CATALOG NO.	GAUGE	SIZE & DESCRIPTION	LIST PRICE	CARTON QTY.
ZR366-PC	20	1-1/4"	\$40.05	30
ZR368-PC	20	1-1/2" x 1-1/4"	43.30	30
ZR369-PC	20	1-1/2"	43.30	30
ZR367-PC*	17	1-1/4"	45.70	30
ZR370-PC	17	1-1/2" x 1-1/4"	50.00	30
ZR370JBD-RB	17	1-1/2" x 1-1/4"	53.35	30
ZR371-PC	17	1-1/2"	50.00	30
ZR371JBD-RB	17	1-1/2"	53.35	30
Z21-1-PC		Cleanout Plug	7.65	30
Z21-3-PC		Washer for Cleanout	.85	30

*Not available with metal-to-metal ground joint.
 Refer to Items 1, 2, 3, and 4 for available options.
 For P-Traps only, add "BX" for Box Escutcheon – \$2.20.



ZR364CH-PC

TUBULAR P-TRAPS – CHOKED INLET

Less Cleanout

CATALOG NO.	GAUGE	SIZE & DESCRIPTION	LIST PRICE	CARTON QTY.
ZR362CH-PC	20	1-1/2" x 1-1/4"	\$30.65	30
ZR364CH-PC	17	1-1/2" x 1-1/4"	37.55	30

Refer to Items 1, 2, 3, and 4 for available options.
 For P-Traps only, add "BX" for Box Escutcheon – \$2.20.

TUBULAR P-TRAPS – EXTRA LONG, 15" and 18"


Less Cleanout

CATALOG NO.	GAUGE	SIZE & DESCRIPTION	LIST PRICE	CARTON QTY.
ZR361X-PC	17	1-1/4" x 15"	\$40.05	18
ZR365X-PC	17	1-1/2" x 15"	45.25	18

With Cleanout

CATALOG NO.	GAUGE	SIZE & DESCRIPTION	LIST PRICE	CARTON QTY.
ZR367X-PC	17	1-1/4" x 15"	\$49.10	18
ZR371X-PC	17	1-1/2" x 15"	60.40	18

Refer to Items 1, 2, and 4 for available options.
 For P-Traps only, add "BX" for Box Escutcheon – \$2.20.



Z8960-12-PC

WALL P-BENDS

Regular Lengths

CATALOG NO.	GAUGE	SIZE & DESCRIPTION	LIST PRICE	CARTON QTY.
Z8961-8-PC	20	1-1/4" x 8"	\$13.95	30
Z8963-9-PC	20	1-1/2" x 9"	15.90	20
Z8960-7-PC	17	1-1/4" x 7-1/2"	14.45	30
Z8960-8-PC	17	1-1/4" x 8-1/2"	16.15	30
Z8960-8J-PC	17	1-1/4" x 8-1/2" (Ground Joint)	19.40	30
Z8962-7-PC	17	1-1/2" x 7-1/2"	17.20	20
Z8962-9-PC	17	1-1/2" x 9"	19.55	20
Z8962-9J-PC	17	1-1/2" x 9" (Ground Joint)	23.90	20

Extra Long

CATALOG NO.	GAUGE	SIZE & DESCRIPTION	LIST PRICE	CARTON QTY.
Z8960-12-PC	17	1-1/4" x 12"	\$22.10	20
Z8960-12J-PC	17	1-1/4" x 12" (Ground Joint)	37.35	20
Z8960-15-PC	17	1-1/4" x 15"	28.50	20
Z8962-12-PC	17	1-1/2" x 12"	26.90	20
Z8962-12J-PC	17	1-1/2" x 12" (Ground Joint)	28.20	20
Z8962-15-PC	17	1-1/2" x 15"	33.35	20
Z8962-15J-PC	17	1-1/2" x 15" (Ground Joint)	48.10	20
Z8962-18-PC	17	1-1/2" x 18"	43.80	20
Z8964-9-PC	17	2" x 9"	52.35	10

For Items Furnished: 1. For cast brass nuts, add Suffix "B" – \$4.40
 2. For deep escutcheon, add Suffix "D" – \$1.65

3. For ground joint (17-gauge only), add Suffix "J" – \$1.10
 4. For cast brass escutcheon, add Suffix "CE" – \$9.90



TUBULAR BRASS PRODUCTS



ZR379-PC

TUBULAR S-TRAPS

Less Cleanout

CATALOG NO.	GAUGE	SIZE & DESCRIPTION	LIST PRICE	CARTON QTY.
ZR373-PC	17	1-1/4"	\$64.85	15
ZR377-PC	17	1-1/2"	74.20	15

With Cleanout

CATALOG NO.	GAUGE	SIZE & DESCRIPTION	LIST PRICE	CARTON QTY.
ZR379-PC	17	1-1/4"	\$75.85	15
ZR383-PC	17	1-1/2"	82.60	15

Refer to Items 1 and 2 for available options.



ZR361L-PC

LOW INLET P-TRAPS

Less Cleanout

CATALOG NO.	GAUGE	SIZE & DESCRIPTION	LIST PRICE	CARTON QTY.
ZR361L-PC	17	1-1/4"	\$42.85	30
ZR365L-PC	17	1-1/2"	51.50	30

Refer to Items 1 and 2 for available options.



ZR66-PC

TUBULAR J-BENDS

Less Cleanout

CATALOG NO.	GAUGE	SIZE & DESCRIPTION	LIST PRICE	CARTON QTY.
ZR60-PC	20	1-1/4"	\$18.95	36
ZR63-PC	20	1-1/2"	20.70	36
ZR61-PC	17	1-1/4"	25.05	36
ZR65-PC	17	1-1/2"	26.05	36
ZR65L-PC	17	1-1/2" Low Inlet	33.90	36

With Cleanout

CATALOG NO.	GAUGE	SIZE & DESCRIPTION	LIST PRICE	CARTON QTY.
ZR66-PC	20	1-1/4"	\$34.20	36
ZR69-PC	20	1-1/2"	38.30	36
ZR67-PC	17	1-1/4"	38.65	36
ZR71-PC	17	1-1/2"	42.35	36

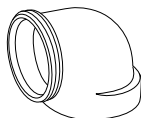
For brass nuts, add Suffix "B" – \$4.40.



ZR73-1BX-PC

FLOOR S-BENDS

CATALOG NO.	GAUGE	SIZE & DESCRIPTION	LIST PRICE	CARTON QTY.
ZR73-1BX-PC	17	1-1/4"	\$41.10	15
ZR77-1BX-PC	17	1-1/2"	48.55	15



Z23-3-SC

WASHING MACHINE TRAPS with CAST ELBOWS

CATALOG NO.	GAUGE	SIZE & DESCRIPTION	LIST PRICE	CARTON QTY.
Cast Elbows Only				
Z23-3-SC	–	1-1/2" IPS	\$18.25	15
Z23-6-SC	–	1-1/2" Copper Sweat	18.25	15
Z23-2-PC	–	1-1/4" IPS	17.55	15



ZR361REB-PC

REPAIR P-TRAPS and P-BENDS

With Beaded Connection – Captive Brass Nut at Swivel

CATALOG NO.	GAUGE	SIZE & DESCRIPTION	LIST PRICE	CARTON QTY.
ZR361REB-PC	17	1-1/4" w/Brass Nuts	\$54.15	36
ZR365REB-PC	17	1-1/2" w/Brass Nuts	58.90	36

For (2) brass nuts, add Suffix "B" – \$4.40.

For Items Furnished: 1. For cast brass nuts, add Suffix "B" – \$4.40
2. For deep escutcheon, add Suffix "D" – \$1.65



TUBULAR BRASS PRODUCTS



ZR57J-PC

SINK TRAP J-BENDS

With Captive Brass Nut at Swivel

Less Cleanout

CATALOG NO.	GAUGE	SIZE & DESCRIPTION	LIST PRICE	CARTON QTY.
ZR55-PC	17	1-1/2"	\$25.05	36
ZR55J-PC	17	1-1/2" Ground Joint	26.10	36
ZR55JB-PC	17	1-1/2" Ground Joint, Brass Nuts	36.30	36
ZR56JB-PC	17	1-1/4" Ground Joint, Brass Nuts	34.35	36

With Cleanout

CATALOG NO.	GAUGE	SIZE & DESCRIPTION	LIST PRICE	CARTON QTY.
ZR57J-PC	17	1-1/2" Ground Joint	\$41.70	36

Refer to Item 1 for available option.



ZR505LAW-PC

LOS ANGELES CODE TRAPS

Cast Brass Hex Elbow, Ground Joint, Brass Nuts, 1-1/2" x 1-1/4" Reducing Washer

CATALOG NO.	GAUGE	SIZE & DESCRIPTION	LIST PRICE	CARTON QTY.
ZR505LAW-PC	17	1-1/2"	\$58.40	36
ZR510LAW-PC	17	1-1/2" x 1-1/4"	58.40	36



ZR542JBD-PC



ZR546JBD-PC

WASHINGTON D.C. TRAPS

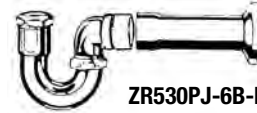
With Captive Swivel Brass Nut with Long Elbow, Ground Joint, Deep Escutcheon

Less Cleanout

CATALOG NO.	GAUGE	SIZE & DESCRIPTION	LIST PRICE	CARTON QTY.
ZR542JBD-PC	17	1-1/2"	\$57.75	30
ZR543JBD-PC	17	1-1/2" x 1-1/4"	57.75	30

With Cleanout

CATALOG NO.	GAUGE	SIZE & DESCRIPTION	LIST PRICE	CARTON QTY.
ZR546JBD-PC	17	1-1/2"	\$71.05	30
ZR547JBD-PC	17	1-1/2" x 1-1/4"	71.05	30



ZR530PJ-6B-PC

TRAPS FOR SOLVENT WELD PLASTIC DWV CONNECTION WITH MALE PVC ADAPTER

With 6" Cover Tube, Ground Joint, Brass Nuts

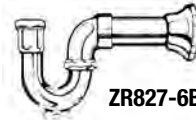
Less Cleanout

CATALOG NO.	GAUGE	SIZE & DESCRIPTION	LIST PRICE	CARTON QTY.
ZR530PJ-6B-PC	17	1-1/2" x 1-1/4"	\$66.15	24

With Cleanout

CATALOG NO.	GAUGE	SIZE & DESCRIPTION	LIST PRICE	CARTON QTY.
ZR532PJ-6B-PC	17	1-1/2" x 1-1/4"	\$102.00	24
ZR533PJ-6B-PC	17	1-1/2" x 1-1/2"	102.00	24

For ABS adapter, add Suffix "A."
Refer to Item 2 for available option.



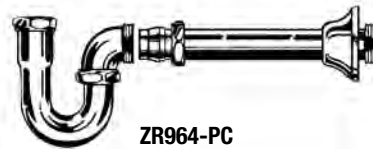
ZR827-6BD-PC

SWIVEL SINK TRAPS FOR COPPER

With Captive Swivel Brass Nut with 6" Sweat Extension and Deep Escutcheon (Copper Tube Outlet Fits over 1-1/2" Nominal)

With Cleanout

CATALOG NO.	GAUGE	SIZE & DESCRIPTION	LIST PRICE	CARTON QTY.
ZR826-6BD-PC	20	1-1/2" x 1-1/2"	\$60.00	12
ZR827-6BD-PC	17	1-1/2" x 1-1/4"	64.25	12



ZR964-PC

MILWAUKEE P-TRAPS

With Captive Swivel Brass Nut and Deep Escutcheon

Less Cleanout

CATALOG NO.	GAUGE	SIZE & DESCRIPTION	LIST PRICE	CARTON QTY.
ZR964-PC	17	1-1/2" x 1-1/4"	\$109.95	14
ZR965-PC	17	1-1/2"	109.95	14

With Cleanout

CATALOG NO.	GAUGE	SIZE & DESCRIPTION	LIST PRICE	CARTON QTY.
ZR970J-PC	17	1-1/2" x 1-1/4" Ground Joint	\$123.40	14
ZR971J-PC	17	1-1/2" Ground Joint	123.40	14

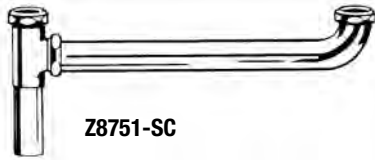
Refer to Items 1 and 3 for available options.

For Items Furnished: 1. For cast brass nuts, add Suffix "B" - \$4.40
2. For deep escutcheon, add Suffix "D" - \$1.65

3. For ground joint (17-gauge only), add Suffix "J" - \$1.10



TUBULAR BRASS PRODUCTS



Z8751-SC

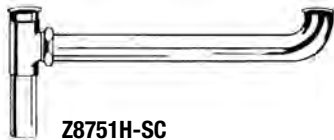


END OUTLET WASTES

Slip Joint Connection

CATALOG NO.	GAUGE	SIZE & DESCRIPTION	LIST PRICE	CARTON QTY.
Z8751-SC	20	16"	\$53.80	20
Z8751T-SC	20	16" with Baffle	57.05	20
Z8753-SC	20	21"	61.55	20
Z8753T-SC	20	21" with Baffle	63.70	20
Z8755-SC	20	25"	76.45	15
Z8755T-SC	20	25" with Baffle	80.45	15
Z8752-SC	17	16"	72.35	20
Z8752B-RB	17	16" with Brass Nuts	64.75	20
Z8754-SC	17	21"	82.70	20
Z8756-SC	17	25"	87.65	15

For (3) brass nuts, add Suffix "B" – \$6.50



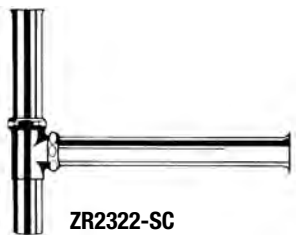
Z8751H-SC

HIWAY END OUTLET WASTES

Direct Connection

CATALOG NO.	GAUGE	SIZE & DESCRIPTION	LIST PRICE	CARTON QTY.
Z8751H-SC	20	16"	\$50.65	20
Z8751HT-SC	20	16" with Baffle	54.25	20
Z8753H-SC	20	21"	57.40	20
Z8752H-SC	17	16"	69.95	20
Z8752HB-RB	17	16" with Brass Nuts	72.95	20

For (1) brass nut, add Suffix "B" – \$2.20



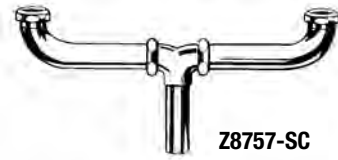
ZR2322-SC

DISPOSER WASTES

With Baffle Tee

CATALOG NO.	GAUGE	SIZE & DESCRIPTION	LIST PRICE	CARTON QTY.
ZR2322-SC	20	13" C to E	\$48.70	18

For (2) brass nuts, add Suffix "B" – \$4.40



Z8757-SC

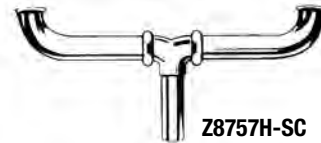


CENTER OUTLET WASTES

Slip Joint Connection

CATALOG NO.	GAUGE	SIZE & DESCRIPTION	LIST PRICE	CARTON QTY.
Z8757-SC	20	16"	\$67.90	20
Z8757T-SC	20	16" with Baffle	71.85	20
Z8759-SC	20	21"	70.50	20
Z8761-SC	20	25"	86.40	20
Z8758-SC	17	16"	88.40	20
Z8760-SC	17	21"	94.50	20
Z8762-SC	17	25"	94.80	20

For (4) brass nuts, add Suffix "B" – \$8.65



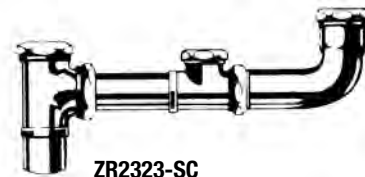
Z8757H-SC

HIWAY CENTER OUTLET WASTES

Direct Connection

CATALOG NO.	GAUGE	SIZE & DESCRIPTION	LIST PRICE	CARTON QTY.
Z8757H-SC	20	16"	\$62.80	20
Z8757HT-SC	20	16" with Baffle	66.55	20
Z8759H-SC	20	21"	69.65	20
Z8761H-SC	20	25"	75.50	15
Z8762H-SC	17	25"	96.75	15

For (2) brass nuts, add Suffix "B" – \$4.40



ZR2323-SC

THREE PART WASTES

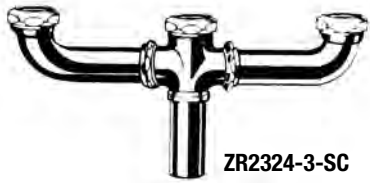
End Outlet

CATALOG NO.	GAUGE	SIZE & DESCRIPTION	LIST PRICE	CARTON QTY.
ZR2323-SC	20	25" Centers	\$151.05	15

For (5) brass nuts, add Suffix "B" – \$10.80



TUBULAR BRASS PRODUCTS



ZR2324-3-SC

THREE PART WASTES

Center Outlet, Cross Tee with Two 24" Arms

CATALOG NO.	GAUGE	SIZE & DESCRIPTION	LIST PRICE	CARTON QTY.
ZR2324-3-SC	20	25" Centers	\$170.85	15


For (5) brass nuts, add Suffix "B" – \$10.80



ZR7336-SC

HIWAY TAILPIECE

CATALOG NO.	GAUGE	SIZE & DESCRIPTION	LIST PRICE	CARTON QTY.
ZR7336-SC	17	1-1/2" x 1"	\$6.15	50
ZR7336-RB	17	1-1/2" x 1"	5.85	50



ZR2319H-12-SC

HIWAY WASTE ARMS

Direct Connection

CATALOG NO.	GAUGE	SIZE & DESCRIPTION	LIST PRICE	CARTON QTY.
ZR2319H-12-SC	20	1-1/2" x 12"	\$23.90	20
ZR2319H-12-RB	20	1-1/2" x 12"	21.95	20
ZR2319H-15-SC	20	1-1/2" x 15"	25.00	20
ZR2319H-15-RB	20	1-1/2" x 15"	24.65	20
ZR2319H-20-SC	20	1-1/2" x 20"	32.85	20
ZR7319H-7-SC	17	1-1/2" x 7"	29.20	30
ZR7319H-7-RB	17	1-1/2" x 7"	23.80	30
ZR7319H-12-SC	17	1-1/2" x 12"	34.95	20
ZR7319H-12-RB	17	1-1/2" x 12"	33.40	20
ZR7319H-15-SC	17	1-1/2" x 15"	36.85	20
ZR7319H-24-SC	17	1-1/2" x 24"	54.85	15
ZR7319H-24-RB	17	1-1/2" x 24"	52.85	15



ZR2319-7-SC

WASTE ARMS

Slip Joint Connection

CATALOG NO.	GAUGE	SIZE & DESCRIPTION	LIST PRICE	CARTON QTY.
ZR2319-7-SC	20	1-1/2" x 7"	\$21.70	30
ZR2319-10-SC	20	1-1/2" x 10"	23.80	30
ZR2319-12-SC	20	1-1/2" x 12"	25.05	20
ZR2319-12-RB	20	1-1/2" x 12"	23.55	20
ZR2319-15-SC	20	1-1/2" x 15"	26.25	20
ZR2319B-15-RB	20	1-1/2" x 15" w/Brass Nut	27.25	20
ZR2319-20-SC	20	1-1/2" x 20"	34.70	20
ZR2319-24-SC	20	1-1/2" x 24"	41.30	15
ZR2319B-24-RB	20	1-1/2" x 24" w/Brass Nut	43.35	15
ZR7319-7-SC	17	1-1/2" x 7"	27.25	30
ZR7319-10-SC	17	1-1/2" x 10"	36.10	30
ZR7319-12-SC	17	1-1/2" x 12"	36.35	20
ZR7319B-12-RB	17	1-1/2" x 12" w/Brass Nut	33.45	20
ZR7319-15-SC	17	1-1/2" x 15"	38.60	20
ZR7319B-15-RB	17	1-1/2" x 15" w/Brass Nut	39.45	20
ZR7319-20-SC	17	1-1/2" x 20"	52.00	20
ZR7319-24-SC	17	1-1/2" x 24"	54.10	15
ZR7319B-24-RB	17	1-1/2" x 24" w/Brass Nut	53.70	15

Refer to Item 1 for available option.



ZR443-SC

CROSS TEES, CAST BRASS – 1-1/2"

CATALOG NO.	SIZE & DESCRIPTION	LIST PRICE	CARTON QTY.
ZR443-SC	Cross Tee w/20 ga. TP	\$57.75	12
ZR7443-SC	Cross Tee w/17 ga. TP	60.10	12

Refer to Item 1 for available option.



TUBULAR BRASS PRODUCTS



ZR7440B-SC



ZR7444B-SC

END OUTLET TEES, CAST BRASS – 1-1/2"

CATALOG NO.	SIZE & DESCRIPTION	LIST PRICE	CARTON QTY.
ZR7440B-SC	E.O. Tee w/17 ga. TP with Brass Nuts	\$35.40	25
ZR7440HB-SC	E.O. Hiway Tee w/17 ga. TP	35.40	25

END OUTLET TEES, CAST BRASS WITH BAFFLE – 1-1/2"

CATALOG NO.	SIZE & DESCRIPTION	LIST PRICE	CARTON QTY.
ZR7444B-SC	E.O. Sani-Tee w/17 ga. TP with Brass Nuts	\$40.50	25
ZR7444B-RB	E.O. Sani-Tee w/17 ga. TP	37.40	25

Refer to Item 1 for available option.



ZR71762-PC



ZR71763-PC

TUBULAR ELBOWS – 90° and 45°

Double Slip

CATALOG NO.	GAUGE	SIZE & DESCRIPTION	LIST PRICE	CARTON QTY.
ZR71762-PC	17	1-1/4", 90°	\$24.20	30
ZH71762-PC	17	1-1/2", 90°	24.90	25
ZR71763-PC	17	1-1/4", 45°	21.40	30
ZH71763-PC	17	1-1/2", 45°	23.25	25

Refer to Item 1 for available option.



ZR441-PC



ZR446-PC

THREE-WAY SLIP TEE and 90° ELBOWS, CAST BRASS

CATALOG NO.	SIZE & DESCRIPTION	LIST PRICE	CARTON QTY.
ZR441-PC	1-1/2" 3-way slip tee	\$27.10	25
ZR441B-RB	1-1/2" 3-way slip tee with Brass Nuts	24.40	25
ZR446-PC	1-1/2" elbow, slip both ends	27.00	25
Z23-3-PC	1-1/2" IPS elbow	28.25	25

Refer to Item 1 for available option.



ZR71761-PC

EXTENSION COUPLINGS

CATALOG NO.	GAUGE	SIZE & DESCRIPTION	LIST PRICE	CARTON QTY.
ZR71761-PC	17	1-1/4"	\$13.45	36
ZH71761-PC	17	1-1/2"	14.50	30

Refer to Item 1 for available option.

For Items Furnished: 1. For cast brass nuts, add Suffix "B" – \$4.40



ZR592-8-SC

HIWAY STYLE BRANCH TAILPIECES

With Captive Brass Swivel Nut and Sure Fit "Poly" Washer

For 3/4" Sweat (7/8" O.D.) or Hose Clamp Connection

CATALOG NO.	GAUGE	SIZE & DESCRIPTION	LIST PRICE	CARTON QTY.
ZR7571B-8-SC	17	8" with Brass Nut	\$25.80	30

For 1/2" Sweat (5/8" O.D.)

CATALOG NO.	GAUGE	SIZE & DESCRIPTION	LIST PRICE	CARTON QTY.
ZR7572B-8-SC	17	8" with Brass Nut	\$29.15	30
ZR7572B-8-RB	17	8" with Brass Nut	29.05	30
ZR7592B-8-RB	17	8" with Brass Nut	25.55	30



ZR591-8-SC



ZR592-8-SC

SLIP JOINT INLET BRANCH TAILPIECES

For 3/4" Sweat (7/8" O.D.) or Hose Clamp Connection

CATALOG NO.	GAUGE	SIZE & DESCRIPTION	LIST PRICE	CARTON QTY.
ZR591-8-SC	22	8"	\$23.55	30
ZR7591B-8-SC	17	8" with Brass Nut	31.20	30

For 1/2" Sweat (5/8" O.D.)

CATALOG NO.	GAUGE	SIZE & DESCRIPTION	LIST PRICE	CARTON QTY.
ZR592-8-SC	22	8"	\$23.55	30

Refer to Item 1 for available option.



ZR3320-PC

FLUSHOMETER ELBOWS – 1-1/2" O.D.

With Nuts and Washers

CATALOG NO.	SIZE & DESCRIPTION	LIST PRICE	CARTON QTY.
ZR3320-PC	1-1/2" x 6" x 8"	\$29.85	18

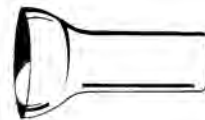


ZR7301B-PC

DOUBLE OFFSETS

CATALOG NO.	GAUGE	SIZE & DESCRIPTION	LIST PRICE	CARTON QTY.
ZR7301B-PC	17	1-1/4" w/Brass Nuts	\$35.35	12
ZR7302B-PC	17	1-1/2" w/Brass Nuts	47.85	10
ZR7301B-RB	17	1-1/4" w/Brass Nuts	32.95	12
ZR7302B-RB	17	1-1/2" w/Brass Nuts	42.50	10

Refer to Item 1 for available option.



Z8924-PC

FLANGED COVERING TUBES

Covers 1-1/2" Pipe

CATALOG NO.	SIZE & DESCRIPTION	LIST PRICE	CARTON QTY.
Z8924-PC	2" O.D. x 6" Long, Wide Bell	\$18.50	60



TUBULAR BRASS PRODUCTS



ZR7310B-PC

SLIP JOINT ELLS

CATALOG NO.	GAUGE	SIZE & DESCRIPTION	LIST PRICE	CARTON QTY.
ZR7310B-PC	17	1-1/4" x 8" with Brass Nuts	\$32.75	30



ZR2176N-6-PC

SLIP EXTENSION TUBES WITH NUT

CATALOG NO.	GAUGE	SIZE & DESCRIPTION	LIST PRICE	CARTON QTY.
ZR2176N-6-PC	20	1-1/4" x 6"	\$14.60	40
ZR2176N-8-PC	20	1-1/4" x 8"	17.60	30
ZR2176N-12-PC	20	1-1/4" x 12"	22.55	20
ZR2176N-12-RB	20	1-1/4" x 12"	21.60	20
ZH2176N-6-PC	20	1-1/2" x 6"	15.35	30
ZH2176N-8-PC	20	1-1/2" x 8"	17.75	20
ZH2176N-12-PC	20	1-1/2" x 12"	23.35	15
ZH2176N-12-RB	20	1-1/2" x 12"	22.25	15
ZR7176N-6-PC	17	1-1/4" x 6"	18.80	40
ZR7176N-8-PC	17	1-1/4" x 8"	19.80	30
ZR7176N-12-PC	17	1-1/4" x 12"	29.30	20
ZR7176N-12-RB	17	1-1/4" x 12"	28.05	20
ZH7176N-6-PC	17	1-1/2" x 6"	19.10	30
ZH7176N-8-PC	17	1-1/2" x 8"	20.70	20
ZH7176N-12-PC	17	1-1/2" x 12"	30.30	15
ZH7176N-12-RB	17	1-1/2" x 12"	28.30	15

For brass nut, add Suffix "B" – \$2.20.



Z8970-4-PC

STRAIGHT FLANGED TAILPIECES

CATALOG NO.	GAUGE	SIZE & DESCRIPTION	LIST PRICE	CARTON QTY.
ZR177-4-PC	22	1-1/2" x 4"	\$ 4.95	60
ZR177-6-PC	22	1-1/2" x 6"	6.00	40
ZR177-8-PC	22	1-1/2" x 8"	7.55	24
ZR177-12-PC	22	1-1/2" x 12"	10.90	20
Z8970-4-PC	20	1-1/2" x 4"	5.85	60
Z8970-6-PC	20	1-1/2" x 6"	8.45	40
Z8970-8-PC	20	1-1/2" x 8"	10.95	24
Z8970-12-PC	20	1-1/2" x 12"	15.50	20
Z8969-4-PC	17	1-1/2" x 4"	8.40	60
Z8969-6-PC	17	1-1/2" x 6"	10.75	40
Z8969-8-PC	17	1-1/2" x 8"	13.75	24
Z8969-12-PC	17	1-1/2" x 12"	18.40	20
Z8969-18-PC	17	1-1/2" x 18"	29.70	20
Z8969-4-RB	17	1-1/2" x 4"	7.80	60
Z8969-6-RB	17	1-1/2" x 6"	9.85	40
Z8969-8-RB	17	1-1/2" x 8"	12.10	24
Z8969-12-RB	17	1-1/2" x 12"	20.80	20
Z8969-20-RB	17	1-1/2" x 20"	30.70	20



ZR7175B-PC

STRAIGHT BASIN WASTES

With Shallow Escutcheon and Brass Nuts

CATALOG NO.	GAUGE	SIZE & DESCRIPTION	LIST PRICE	CARTON QTY.
ZR7175B-PC	17	1-1/4" x 24"	\$48.55	12
ZH7175B-PC	17	1-1/2" x 24"	52.40	12
ZR7175B-RB	17	1-1/4" x 24"	42.80	12
ZH7175B-RB	17	1-1/2" x 24"	47.10	12



ZH2176-12-RB

SOLDER EXTENSION TUBES

CATALOG NO.	GAUGE	SIZE & DESCRIPTION	LIST PRICE	CARTON QTY.
ZH2176-12-RB	20	1-1/2" x 12"	\$17.60	20
ZR7176-8-PC	17	1-1/4" x 8"	12.75	30
ZR7176-12-PC	17	1-1/4" x 12"	20.60	30
ZR7176-12-RB	17	1-1/4" x 12"	19.05	30
ZH7176-8-PC	17	1-1/2" x 8"	14.60	24
ZH7176-12-PC	17	1-1/2" x 12"	21.75	20
ZH7176-12-RB	17	1-1/2" x 12"	20.10	20




Z8966

TAILPIECES, THREADED ONE END

Chrome-plated, brass tailpieces threaded one end.

CATALOG NO.	GAUGE	SIZE & DESCRIPTION	LIST PRICE	CARTON QTY.
Z8966-5-PC	17	1-1/4" x 5"	\$ 9.45	60
Z8966-6-PC	17	1-1/4" x 6"	11.10	60
Z8966-8-PC	17	1-1/4" x 8"	14.65	30
Z8966-12-PC	17	1-1/4" x 12"	19.65	30
Z8968-4-PC	17	1-1/2" x 4-1/2"	10.00	60
Z8968-6-PC	17	1-1/2" x 6"	12.95	40



ZR339-PC

THREADED TUBES – THREADED BOTH ENDS (TBE)

CATALOG NO.	GAUGE	SIZE & DESCRIPTION	LIST PRICE	CARTON QTY.
ZR339-PC	20	1-1/4" x 6"	\$ 9.70	60
ZR340-PC	20	1-1/4" x 8"	10.95	30
ZR340-RB	20	1-1/4" x 8"	9.30	30
ZR342-PC	20	1-1/4" x 12"	13.25	30
ZR342-RB	20	1-1/4" x 12"	11.90	30
ZR345-PC	20	1-1/2" x 4" (TOE)	9.95	60
ZR346-PC	20	1-1/2" x 6"	11.40	40
ZR347-PC	20	1-1/2" x 8"	15.45	24
ZR347-RB	20	1-1/2" x 8"	12.45	24
ZR349-PC	20	1-1/2" x 12"	16.50	20
ZR349-RB	20	1-1/2" x 12"	14.70	20
ZR350-PC	20	1-3/8" x 12"	17.55	25
ZR350-RB	20	1-3/8" x 12"	15.40	25
ZR1340-PC	20	1-1/2" x 1-1/4" x 8" Reducing	16.80	30
ZR7340-PC	17	1-1/4" x 8"	16.50	30
ZR7342-PC	17	1-1/4" x 12"	20.60	30
ZR7342-RB	17	1-1/4" x 12"	18.95	30
ZR7345-PC	17	1-1/2" x 4" (TOE)	15.35	60
ZR7345-RB	17	1-1/2" x 4"	14.45	60
ZR7347-PC	17	1-1/2" x 8"	18.35	24
ZR7349-PC	17	1-1/2" x 12"	27.90	20
ZR7349-RB	17	1-1/2" x 12"	26.25	20



ZR178-12-PC

REDUCING FLANGED TAILPIECES

Flanged on 1-1/2" End


CATALOG NO.	GAUGE	SIZE & DESCRIPTION	LIST PRICE	CARTON QTY.
ZR178-8-PC	22	1-1/2" x 1-1/4" x 8"	\$10.15	30
ZR178-12-PC	22	1-1/2" x 1-1/4" x 12"	13.45	25
ZR7178-8-PC	17	1-1/2" x 1-1/4" x 8"	14.70	30



ZR177DX-PC

DOUBLE END FLANGED TAILPIECES

CATALOG NO.	GAUGE	SIZE & DESCRIPTION	LIST PRICE	CARTON QTY.
Z8970-12D-PC	20	1-1/2" x 12"	\$20.75	20
Z8970-16D-PC	20	1-1/2" x 16"	23.80	25
Z8969-16D-PC	17	1-1/2" x 16"	28.95	25
Z8969-16D-RB	17	1-1/2" x 16"	27.30	25
Z8969-12D-PC	17	1-1/2" x 12"	24.80	20
Z8969-12D-RB	17	1-1/2" x 12"	23.55	20


ZR176ND-16-PC
DOUBLE END EXTENSION TUBES

To Slip – With Nuts

CATALOG NO.	GAUGE	SIZE & DESCRIPTION	LIST PRICE	CARTON QTY.
ZR176ND-16-PC	22	1-1/4" x 16"	\$23.55	30
ZH176ND-12-PC	22	1-1/2" x 12"	27.55	20
ZH176ND-16-PC	22	1-1/2" x 16"	33.90	20
ZH2176ND-16-PC	20	1-1/2" x 16"	34.40	20
ZH2176NDB-16-RB	20	1-1/2" x 16" w/Brass Nuts	35.05	20
ZH7176NDB-16-PC	17	1-1/2" x 16" w/Brass Nuts	56.25	20

For brass nuts, add Suffix "B" – \$4.40.


ZR355X-6-PC
PIPE COVERING – CHROME-PLATED

CATALOG NO.	SIZE & DESCRIPTION	LIST PRICE	CARTON QTY.
ZR355X-6-PC	2" x 6", Covers 1-1/2" Pipe	\$17.15	24
ZR353-PC	1-3/8" x 6", Covers 1" Pipe	14.25	30


ZR387-PC

Z55-1P-NT
"ZAMAC" SLIP JOINT NUTS AND WASHERS

CATALOG NO.	SIZE & DESCRIPTION	LIST PRICE	CARTON QTY.
ZR387-PC	1-1/4" x 1-1/4" with Rubber and Poly Washer	\$2.25	50
ZR388-PC	1-1/2" x 1-1/4" with Rubber and Poly Washer	2.85	50
ZR390-PC	1-1/2" x 1-1/2" with Rubber and Poly Washer	2.45	50
ZR391-PC	2" x 2" with Rubber and Poly Washer	4.10	25
ZR391A-PC	2" x 1-1/2" with Rubber and Poly Washer	4.60	25
Z55-1-NT	1-1/4" Cut Washer	.95	Bulk
Z55-2-NT	1-1/2" Cut Washer	.95	Bulk
Z55-3-NT	1-1/2" x 1-1/4" Flat Washer	1.10	Bulk
Z55-4-NT	2" Cut Washer	1.15	Bulk
Z55-1P-NT	1-1/4" Poly Washer	.20	Bulk
Z55-2P-NT	1-1/2" Poly Washer	.20	Bulk
Z55-3P-NT	1-1/2" x 1-1/4" Poly Washer	.17	Bulk
Z55-14-NT	2" x 1-1/2" Flat Washer	2.40	Bulk
Z55-1Z-PC	1-1/4" x 1-1/4" Nut Only	1.20	Bulk
Z55-3Z-PC	1-1/2" x 1-1/4" Nut Only	1.30	Bulk
Z55-2Z-PC	1-1/2" x 1-1/2" Nut Only	1.40	Bulk
Z55-4Z-PC	2" x 2" Nut Only	2.30	Bulk
Z55-14Z-PC	2" x 1-1/2" Nut Only	2.60	Bulk


Z8980-1414-PC
HEAVY CAST BRASS SLIP JOINT NUTS

CATALOG NO.	SIZE & DESCRIPTION	LIST PRICE	CARTON QTY.
Z8980-1414-PC	1-1/4" x 1-1/4" with Rubber and Poly Washer	\$2.85	50
Z8980-1514-PC	1-1/2" x 1-1/4" with Rubber and Poly Washer	3.55	50
Z8980-1515-PC	1-1/2" x 1-1/2" with Rubber and Poly Washer	3.50	50
Z8980-22-PC	2" x 2" with Rubber and Poly Washer	7.25	25
Z8980-215-PC	2" x 1-1/2" with Rubber and Poly Washer	7.70	25
Z55-1B-PC	1-1/4" x 1-1/4" Nut Only	4.35	Bulk
Z55-3B-PC	1-1/2" x 1-1/4" Nut Only	5.15	Bulk
Z55-2B-PC	1-1/2" x 1-1/2" Nut Only	5.25	Bulk
Z55-4B-PC	2" x 2" Nut Only	6.25	Bulk
Z55-14B-PC	2" x 1-1/2" Nut Only	8.10	Bulk
ZB386-PC	1-1/4" x 1-3/8" with Rubber and Poly Washer	7.80	50
ZB389-PC	1-1/2" x 1-3/8" with Rubber and Poly Washer	7.55	50
Z8980-1414-RB	1-1/4" x 1-1/4" with Rubber and Poly Washer	2.65	50
Z8980-1514-RB	1-1/2" x 1-1/4" with Rubber and Poly Washer	3.40	50
Z8980-1515-RB	1-1/2" x 1-1/2" with Rubber and Poly Washer	3.25	50
Z55-1B-RB	1-1/4" x 1-1/4" Nut Only	4.35	Bulk
Z55-3B-RB	1-1/2" x 1-1/4" Nut Only	5.35	Bulk
Z55-2B-RB	1-1/2" x 1-1/2" Nut Only	5.90	Bulk


Z8953-14-PC
BOX ESCUTCHEONS

Chrome-Plated Steel

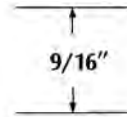
CATALOG NO.	SIZE & DESCRIPTION	LIST PRICE	CARTON QTY.
Z8953-2-PC	2" O.D.	\$5.80	25
Z8953-14-PC	1-1/4" O.D.	5.80	25
Z8953-15-PC	1-1/2" O.D.	5.80	25
ZR418B-PC	1-1/2" IPS	5.80	25



TUBULAR BRASS PRODUCTS



Z8902-PC



Z8948-38-PC

CAST BRASS ESCUTCHEONS

With Brass Setscrew

CATALOG NO.	SIZE & DESCRIPTION	LIST PRICE	CARTON QTY.
Z8900-PC	3/8 IPS, 11/16 OD	\$10.75	100
Z8901-PC	1/2 IPS	10.90	100
Z8902-PC	5/8 OD	11.15	100
Z8904-PC	3/4 IPS	12.00	100
Z8905-PC	7/8 OD	12.00	100
Z8906-PC	1 IPS	12.85	100
Z8907-PC	1-1/4 IPS	13.10	50
Z8908-PC	1-1/4 OD	12.20	50
Z8909-PC	1-1/2 IPS	13.50	50
Z8910-PC	1-1/2 OD	12.05	50
Z8911-PC	2 IPS	21.05	50
Z8912-PC	2 OD	19.75	50

SURE GRIP SHALLOW ESCUTCHEONS

Chrome-Plated Brass

IPS Sizes

CATALOG NO.	SIZE & DESCRIPTION	LIST PRICE	CARTON QTY.
Z8948-38-PC	3/8" IPS	\$3.95	50
Z8948-12-PC	1/2" IPS	3.95	50



Z8952-38-PC



Z8954-14-PC



Z8954-58-PC

SURE GRIP SHALLOW ESCUTCHEONS

Chrome-Plated Steel

IPS and O.D. Sizes

CATALOG NO.	SIZE & DESCRIPTION	LIST PRICE	CARTON QTY.
Z8952-38-PC	3/8" IPS	\$.90	50
Z8952-12-PC	1/2" IPS	.90	50
Z8952-14-PC	1-1/4" O.D.	1.05	25
Z8952-15-PC	1-1/2" O.D.	1.05	25
ZR403-PC	1-1/4" IPS	1.80	25
ZR404-PC	1-1/2" IPS or 1-1/2" Plastic Pipe	1.80	25
ZR415-PC	2" O.D.	2.10	25

DEEP ESCUTCHEONS – BELL SHAPED

Chrome-Plated Steel

Large O.D. Sizes – 1-3/8" Deep

CATALOG NO.	SIZE & DESCRIPTION	LIST PRICE	CARTON QTY.
Z8954-14-PC	1-1/4" O.D.	\$2.45	25
Z8954-15-PC	1-1/2" O.D.	2.45	25
Z8954-17-PC	1-23/32" O.D.	4.95	25

Small O.D. Sizes – 1-1/8" Deep

CATALOG NO.	SIZE & DESCRIPTION	LIST PRICE	CARTON QTY.
Z8954-58-PC	1/2" Sweat (Slips 5/8" O.D.)	\$2.00	25
Z8954-38-PC	3/8" IPS	2.00	25
Z8954-12-PC	1/2" IPS	2.00	25
Z8954-34-PC	11/16" O.D. (For SP-17)	2.25	25

Copper Sizes

CATALOG NO.	SIZE & DESCRIPTION	LIST PRICE	CARTON QTY.
Z8952-58-PC	1/2" Sweat (Slips 5/8" O.D.)	\$.90	50
ZR430-PC	1-1/2" Sweat (Slips 1-5/8" O.D.)	1.60	25
ZR431-PC	3/4" Sweat (Slips 7/8" O.D.)	.65	25



TUBULAR BRASS PRODUCTS



Z98-B-PC



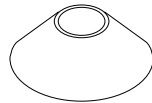
Z99-B-PC

FLOOR AND CEILING PLATES

Chrome-Plated Steel

Iron Pipe Size

CATALOG NO.	SIZE & DESCRIPTION	LIST PRICE	CARTON QTY.
Z98-B-PC	3/8" IPS	\$ 9.05	12
Z98-C-PC	1/2" IPS	9.05	12
Z98-D-PC	3/4" IPS	9.05	12
Z98-E-PC	1" IPS	10.25	12
Z98-F-PC	1-1/4" IPS	11.00	12
Z98-G-PC	1-1/2" IPS	12.15	12
Z98-H-PC	2" IPS	15.20	12

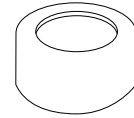


Z8950

DEEP BELL FLANGES

Chrome-plated brass.

PRODUCT NUMBER	SIZE	FINISH	LIST PRICE	MASTER CARTON
Z8950-38-PC	3/8" IPS	PC	\$8.10	25
Z8950-12-PC	1/2" IPS	PC	8.10	25
Z8950-58-PC	5/8" OD	PC	8.10	25
Z8950-14-PC	1-1/4" OD	PC	8.10	25
Z8950-15-PC	1-1/2" OD	PC	8.10	25

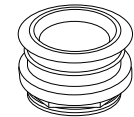


Z8951

BOX FLANGES

Chrome-plated brass.

PRODUCT NUMBER	SIZE	FINISH	LIST PRICE	MASTER CARTON
Z8951-14-PC	1-1/4" OD	PC	\$ 9.45	25
Z8951-15-PC	1-1/2" OD	PC	10.30	25



Z8923

CLOSET SPUDS

With Washers and Locknut

CATALOG NO.	SIZE & DESCRIPTION	LIST PRICE	CARTON QTY.
Z8923-1414-RB	1-1/4" SPS	\$ 8.60	12
Z8923-1212-RB	1-1/2" SPS	11.15	8



ZR456-PC

COCK HOLE COVERS

CATALOG NO.	SIZE & DESCRIPTION	LIST PRICE	CARTON QTY.
ZR456-PC	1-3/4" Cock Hole Cover	\$3.55	24



ZR465-SC

BRASS WASTE AND OVERFLOWS

With Chain and Stopper

CATALOG NO.	GAUGE	SIZE & DESCRIPTION	LIST PRICE	CARTON QTY.
ZR465-SC	22	1-3/8" x 14"	\$80.05	10

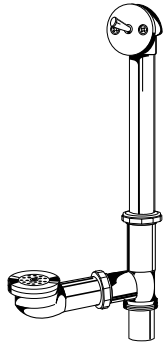
For (3) brass nuts on ZR465, add Suffix "B" – \$6.50.



Z8773-RB

BRASS POP-UP TRIP LEVER

CATALOG NO.	GAUGE	SIZE & DESCRIPTION	LIST PRICE	CARTON QTY.
*Z8773-RB	17	1-1/2" x 14" with Brass Nuts	\$121.80	10

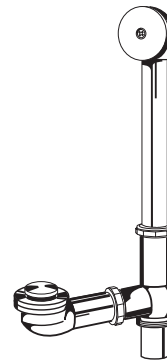


Z8771-RB

BRASS TRIP LEVER WASTES

Plunger Type


CATALOG NO.	GAUGE	SIZE & DESCRIPTION	LIST PRICE	CARTON QTY.
*Z8771-RB	17	1-1/2" x 14" with Brass Nuts	\$ 89.10	10
*Z8772-RB	17	1-1/2" x 22" with Brass Nuts	123.85	7



Z8776-RB

BRASS POP-UP FOOT ACTIVATED

CATALOG NO.	GAUGE	SIZE & DESCRIPTION	LIST PRICE	CARTON QTY.
Z8776-RB	20	1-1/2" x 14"	\$98.20	10



Z8770-RB

LIFT AND TURN WASTES

CATALOG NO.	GAUGE	SIZE & DESCRIPTION	LIST PRICE	CARTON QTY.
*Z8770-RB	17	1-1/2" x 14"-16" with Brass Nuts	\$90.70	10

*For California Code, add Suffix "CA" – \$1.65



SANITARY-DASH® PREMIUM LINE OF BASKET STRAINERS



ZP100-SS

BASKET STRAINER

Value-Line stainless steel, one-piece body.
Stick type – stainless basket, neoprene stopper.

CATALOG NO.	DESCRIPTION	LIST PRICE	CARTON QTY.
ZP100-SS	Less TP	\$11.10	50
ZP100W-SS	With 4" Chrome TP	13.55	40



ZTT461-PC

BASKET STRAINER

Chrome-Plated Brass Body

With the "It Can't Skip" locknut.
Four-prong – stainless basket. Neoprene stopper.

CATALOG NO.	DESCRIPTION	LIST PRICE	CARTON QTY.
ZTT461-PC	Less TP	\$24.35	40
ZTT461W-PC	With 4" Chrome TP	26.80	40
ZTT46-SS	Basket Assembly Only	5.55	48



ZSS250-PC

BASKET STRAINER

Chrome-Plated Brass Body

With the "It Can't Skip" locknut. Stick type – stainless basket.
Neoprene stopper.

CATALOG NO.	DESCRIPTION	LIST PRICE	CARTON QTY.
ZSS250-PC	Less TP	\$24.35	40
ZSS250W-PC	With 4" Chrome TP	26.80	40
ZSS25-SS	Basket Assembly Only	5.55	48



ZSS3000B-SS

BASKET STRAINER

Stainless steel, stick type – stainless basket. Neoprene stopper,
locking shell, machine cut threads, deep pattern slip nut. Long
shank for use on stainless steel, enameled steel and cast iron sinks.

CATALOG NO.	DESCRIPTION	LIST PRICE	CARTON QTY.
ZSS3000B-SS	Less TP w/Brass Nut	\$23.80	32
ZSS3000W-SS	With 4" Chrome TP	25.55	32
ZSS30-SS	Stick Type Basket Only	6.40	48

For cast brass nut, add Suffix "B" – \$2.15.

For cast brass locknut and slip nut, add Suffix "BB" – \$8.50.

For Items Furnished: For cast brass slip nut, add Suffix "B" – \$2.15
For cast brass locknut and slip nut, add Suffix "BB" – \$12.75



SANITARY-DASH® PREMIUM LINE OF BASKET STRAINERS



ZSS3500-SS

BASKET STRAINER

Stainless steel basket strainer with stainless steel stick type basket, stainless steel stopper, and stainless steel locking shell.

CATALOG NO.	DESCRIPTION	LIST PRICE	CARTON QTY.
ZSS3500-SS	Less Tailpiece	\$47.00	32
ZSS3500W-SS	With 4" Chrome TP	67.55	32

For cast brass nut, add Suffix "B" – \$2.15.

For cast brass locknut and slip nut, add Suffix "BB" – \$10.60.



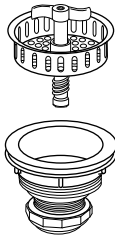
ZP2000B-SS

BASKET STRAINER

All stainless steel body with machine-threaded TP. Stainless steel basket with ball locking closure. Fluted neoprene stopper. Deep pattern brass slip nut.

CATALOG NO.	DESCRIPTION	LIST PRICE	CARTON QTY.
ZP2000B-SS	Less TP	\$32.85	32
ZP2000BW-SS	With 4" Chrome TP	35.70	32
ZP20-SS	Basket Assembly Only	8.45	48

For cast brass locknut, show additional Suffix "B" – \$6.40.



ZSS300-PC

BASKET STRAINER

Brass body with spin and lock basket closure.

CATALOG NO.	DESCRIPTION	LIST PRICE	CARTON QTY.
ZSS300-PC	Less TP	\$28.65	40
ZSS300W-PC	With 4" Chrome TP	32.05	40

For cast brass nut, add Suffix "B" – \$2.15.



TUBULAR BRASS PRODUCTS



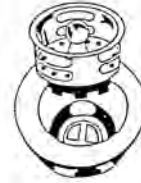
Z8741LTLBN-SS

BASKET STRAINER

All Stainless Steel Body – Stick Type

With the "It Can't Skip" locknut. Stick type – stainless basket. Neoprene stopper.

CATALOG NO.	DESCRIPTION	LIST PRICE	CARTON QTY.
Z8741LTLBN-SS	Less TP	\$24.80	40



ZR426B-SS

JR. 2" BASKET STRAINER

All stainless steel; crumb-cup style.

With Brass Nuts

CATALOG NO.	DESCRIPTION	LIST PRICE	CARTON QTY.
ZR426B-SS	Less TP	\$10.00	34
ZR426WB-SS	With TPC	12.85	24



ZP200-SS

BASKET STRAINER

All stainless steel body with machine-cut threads, stainless steel basket with spring steel clip design. Neoprene stopper.

CATALOG NO.	DESCRIPTION	LIST PRICE	CARTON QTY.
ZP200-SS	Less TPC	\$19.60	40



Z8737LTLBN-PC

DUPLEX SINK STRAINER

2"-2-1/2" Outlet

CATALOG NO.	DESCRIPTION	LIST PRICE	CARTON QTY.
Z8737LTLBN-PC	Less TPC	\$16.20	48
Z8737LBN-PC	With TPC	19.00	24



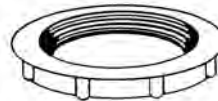
Z8739LTLBN-PC

FLAT TOP SINK STRAINER

3"-3-1/2" Outlet With Reversible Locknut

For use on stainless steel and/or cast iron sinks.

CATALOG NO.	DESCRIPTION	LIST PRICE	CARTON QTY.
Z8739LTLBN-PC	Less TPC	\$26.45	24
Z8739LBN-PC	With TPC	29.15	24



Z30-1-RB



Z54-4-NT

ACCESSORIES

CATALOG NO.	DESCRIPTION	LIST PRICE
Z30-1-RB	"It Can't Skip" Locknut – 3-3/8"	\$ 6.70
Z30-1B-RB	Cast Brass Locknut – 3-3/8"	11.85
Z30-2-RB	1-1/2" Locknut (Zamac)	4.45
Z30-2B-RB	1-1/2" Locknut (Cast Brass)	5.25
Z54-3-NT	Thick (9/32") Rubber Washer for ZSS250 - ZTT461	2.05
Z54-5-NT	Thin (1/16") Rubber Washer	2.05
Z54-4-NT	Rubber Washer for Z8737LBN and Z8736LBN	1.45
Z54-6-NT	"Sure-Fit" Coupling Nut Washer	.40
Z54-9-NT	Large Rubber Washer for ZSS3000	2.70
Z54-30-NT	Friction Washer (Cardboard) – 3-1/2"	.40
Z54-40-NT	Friction Washer (Cardboard) – 2"	.40



Z8738LTLBN-PC

SMALL BASKET STRAINER

For sinks with 2"-2-1/2" opening and bar sinks.

CATALOG NO.	DESCRIPTION	LIST PRICE	CARTON QTY.
Z8738LTLBN-PC	Less TPC	\$27.85	16
Z8738LBN-PC	With TPC	30.65	16

For Items Furnished: For cast brass slip nut, add Suffix "B" – \$2.20
For cast brass locknut and slip nut, add Suffix "BB" – \$8.65



NUMERICAL INDEX to RESIDENTIAL PRODUCTS

Product No.	Page No.	Product No.	Page No.	Product No.	Page No.
Z21-1-PC	242	Z8738LTBPN-PC	257	Z8923-1212-RB	253
Z21-3-PC	242	Z8739LBN-PC	257	Z8923-1414-RB	253
Z23-2-PC	243	Z8739LTBPN-PC	257	Z8924-PC	248
Z23-3-PC	247	Z8741LTBPN-SS	257	Z8948-12-PC	252
Z23-3-SC	243	Z8751-SC	245	Z8948-38-PC	252
Z23-6-SC	243	Z8751H-SC	245	Z8950-12-PC	253
Z30-1-RB	257	Z8751HT-SC	245	Z8950-14-PC	253
Z30-1B-RB	257	Z8751T-SC	245	Z8950-15-PC	253
Z30-2-RB	257	Z8752-SC	245	Z8950-38-PC	253
Z30-2B-RB	257	Z8752B-RB	245	Z8950-58-PC	253
Z54-3-NT	257	Z8752H-SC	245	Z8951-14-PC	253
Z54-4-NT	257	Z8752HB-RB	245	Z8951-15-PC	253
Z54-5-NT	257	Z8753-SC	245	Z8952-12-PC	252
Z54-6-NT	257	Z8753H-SC	245	Z8952-14-PC	252
Z54-9-NT	257	Z8753T-SC	245	Z8952-15-PC	252
Z54-30-NT	257	Z8754-SC	245	Z8952-38-PC	252
Z54-40-NT	257	Z8755-SC	245	Z8952-58-PC	252
Z55-1-NT	251	Z8755T-SC	245	Z8953-2-PC	251
Z55-1B-PC	251	Z8756-SC	245	Z8953-14-PC	251
Z55-1B-RB	251	Z8757-SC	245	Z8953-15-PC	251
Z55-1P-NT	251	Z8757H-SC	245	Z8954-12-PC	252
Z55-1Z-PC	251	Z8757HT-SC	245	Z8954-14-PC	252
Z55-2-NT	251	Z8757T-SC	245	Z8954-15-PC	252
Z55-2B-PC	251	Z8758-SC	245	Z8954-17-PC	252
Z55-2B-RB	251	Z8759-SC	245	Z8954-34-PC	252
Z55-2P-NT	251	Z8759H-SC	245	Z8954-38-PC	252
Z55-2Z-PC	251	Z8760-SC	245	Z8954-58-PC	252
Z55-3-NT	251	Z8761-SC	245	Z8960-7-PC	242
Z55-3B-PC	251	Z8761H-SC	245	Z8960-8-PC	242
Z55-3B-RB	251	Z8762-SC	245	Z8960-8J-PC	242
Z55-3P-NT	251	Z8762H-SC	245	Z8960-12-PC	242
Z55-3Z-PC	251	Z8770-RB	254	Z8960-12J-PC	242
Z55-4-NT	251	Z8771-RB	254	Z8960-15-PC	242
Z55-4B-PC	251	Z8772-RB	254	Z8961-8-PC	242
Z55-4Z-PC	251	Z8773-RB	254	Z8962-7-PC	242
Z55-14-NT	251	Z8776-RB	254	Z8962-9-PC	242
Z55-14B-PC	251	Z8900-PC	252	Z8962-9J-PC	242
Z55-14Z-PC	251	Z8901-PC	252	Z8962-12-PC	242
Z98-B-PC	253	Z8902-PC	252	Z8962-12J-PC	242
Z98-C-PC	253	Z8904-PC	252	Z8962-15-PC	242
Z98-D-PC	253	Z8905-PC	252	Z8962-15J-PC	242
Z98-E-PC	253	Z8906-PC	252	Z8962-18-PC	242
Z98-F-PC	253	Z8907-PC	252	Z8963-9-PC	242
Z98-G-PC	253	Z8908-PC	252	Z8964-9-PC	242
Z98-H-PC	253	Z8909-PC	252	Z8966-5-PC	250
Z8737LBN-PC	257	Z8910-PC	252	Z8966-6-PC	250
Z8737LTBPN-PC	257	Z8911-PC	252	Z8966-8-PC	250
Z8738LBN-PC	257	Z8912-PC	252	Z8966-12-PC	250



NUMERICAL INDEX to RESIDENTIAL PRODUCTS

Product No.	Page No.	Product No.	Page No.	Product No.	Page No.
Z8968-4-PC	250	ZH7176N-12-PC	249	ZR353-PC	251
Z8968-6-PC	250	ZH7176N-12-RB	249	ZR355X-6-PC	251
Z8969-4-PC	249	ZH7176NDB-16-PC	251	ZR360-PC	242
Z8969-4-RB	249	ZH71761-PC	247	ZR360-RB	242
Z8969-6-PC	249	ZH71762-PC	247	ZR361-PC	242
Z8969-6-RB	249	ZH71763-PC	247	ZR361-RB	242
Z8969-8-PC	249	ZP20-SS	256	ZR361L-PC	243
Z8969-8-RB	249	ZP100-SS	255	ZR361REB-PC	243
Z8969-12-PC	249	ZP100W-SS	255	ZR361X-PC	242
Z8969-12-RB	249	ZP200-SS	257	ZR362-PC	242
Z8969-12D-PC	250	ZP2000B-SS	256	ZR362CH-PC	242
Z8969-12D-RB	250	ZP2000BW-SS	256	ZR363-PC	242
Z8969-16D-PC	250	ZR55-PC	244	ZR363-RB	242
Z8969-16D-RB	250	ZR55J-PC	244	ZR364-PC	242
Z8969-18-PC	249	ZR55JB-PC	244	ZR364-RB	242
Z8969-20-RB	249	ZR56JB-PC	244	ZR364CH-PC	242
Z8970-4-PC	249	ZR57J-PC	244	ZR365-PC	242
Z8970-6-PC	249	ZR60-PC	243	ZR365-RB	242
Z8970-8-PC	249	ZR61-PC	243	ZR365L-PC	243
Z8970-12-PC	249	ZR63-PC	243	ZR365REB-PC	243
Z8970-12D-PC	250	ZR65-PC	243	ZR365X-PC	242
Z8970-16D-PC	250	ZR65L-PC	243	ZR366-PC	242
Z8980-22-PC	251	ZR66-PC	243	ZR367-PC	242
Z8980-215-PC	251	ZR67-PC	243	ZR367X-PC	242
Z8980-1414-PC	251	ZR69-PC	243	ZR368-PC	242
Z8980-1414-RB	251	ZR71-PC	243	ZR369-PC	242
Z8980-1514-PC	251	ZR73-1BX-PC	243	ZR370-PC	242
Z8980-1514-RB	251	ZR77-1BX-PC	243	ZR370JBD-RB	242
Z8980-1515-PC	251	ZR176ND-16-PC	251	ZR371-PC	242
Z8980-1515-RB	251	ZR177-4-PC	249	ZR371JBD-RB	242
ZB386-PC	251	ZR177-6-PC	249	ZR371X-PC	242
ZB389-PC	251	ZR177-8-PC	249	ZR373-PC	243
ZH176ND-12-PC	251	ZR177-12-PC	249	ZR377-PC	243
ZH176ND-16-PC	251	ZR178-8-PC	250	ZR379-PC	243
ZH2176-12-RB	250	ZR178-12-PC	250	ZR383-PC	243
ZH2176N-6-PC	249	ZR339-PC	250	ZR387-PC	251
ZH2176N-8-PC	249	ZR340-PC	250	ZR388-PC	251
ZH2176N-12-PC	249	ZR340-RB	250	ZR390-PC	251
ZH2176N-12-RB	249	ZR342-PC	250	ZR391-PC	251
ZH2176ND-16-PC	251	ZR342-RB	250	ZR391A-PC	251
ZH2176NDB-16-RB	251	ZR345-PC	250	ZR403-PC	252
ZH7175B-PC	249	ZR346-PC	250	ZR404-PC	252
ZH7175B-RB	249	ZR347-PC	250	ZR415-PC	252
ZH7176-8-PC	250	ZR347-RB	250	ZR418B-PC	251
ZH7176-12-PC	250	ZR349-PC	250	ZR426B-PC	257
ZH7176-12-RB	250	ZR349-RB	250	ZR426WB-PC	257
ZH7176N-6-PC	249	ZR350-PC	250	ZR430-PC	252
ZH7176N-8-PC	249	ZR350-RB	250	ZR431-PC	252



NUMERICAL INDEX to RESIDENTIAL PRODUCTS

Product No.	Page No.	Product No.	Page No.	Product No.	Page No.
ZR441-PC	247	ZR7176-8-PC	250	ZR7592B-8-RB	248
ZR441B-RB	247	ZR7176-12-PC	250	ZR71761-PC	247
ZR443-SC	246	ZR7176-12-RB	250	ZR71762-PC	247
ZR446-PC	247	ZR7176N-6-PC	249	ZR71763-PC	247
ZR456-PC	253	ZR7176N-8-PC	249	ZSS25-SS	255
ZR465-SC	254	ZR7176N-12-PC	249	ZSS30-SS	255
ZR505LAW-PC	244	ZR7176N-12-RB	249	ZSS35-SS	256
ZR510LAW-PC	244	ZR7178-8-PC	250	ZSS250-PC	255
ZR530PJ-6B-PC	244	ZR7301B-PC	248	ZSS250W-PC	255
ZR532PJ-6B-PC	244	ZR7301B-RB	248	ZSS300-PC	256
ZR533PJ-6B-PC	244	ZR7302B-PC	248	ZSS300W-PC	256
ZR542JBD-PC	244	ZR7302B-RB	248	ZSS3000B-SS	255
ZR543JBD-PC	244	ZR7310B-PC	249	ZSS3000W-SS	255
ZR546JBD-PC	244	ZR7319-7-SC	246	ZSS3500-SS	256
ZR547JBD-PC	244	ZR7319-10-SC	246	ZSS3500W-SS	256
ZR591-8-SC	248	ZR7319-12-SC	246	ZTT46-SS	255
ZR592-8-SC	248	ZR7319-15-SC	246	ZTT461-PC	255
ZR826-6BD-PC	244	ZR7319-20-SC	246	ZTT461W-PC	255
ZR827-6BD-PC	244	ZR7319-24-SC	246		
ZR964-PC	244	ZR7319B-12-RB	246		
ZR965-PC	244	ZR7319B-15-RB	246		
ZR970J-PC	244	ZR7319B-24-RB	246		
ZR971J-PC	244	ZR7319H-7-RB	246		
ZR1340-PC	250	ZR7319H-7-SC	246		
ZR2176N-6-PC	249	ZR7319H-12-RB	246		
ZR2176N-8-PC	249	ZR7319H-12-SC	246		
ZR2176N-12-PC	249	ZR7319H-15-SC	246		
ZR2176N-12-RB	249	ZR7319H-24-SC	246		
ZR2319-7-SC	246	ZR7319H-24-RB	246		
ZR2319-10-SC	246	ZR7336-RB	246		
ZR2319-12-RB	246	ZR7336-SC	246		
ZR2319-12-SC	246	ZR7340-PC	250		
ZR2319-15-SC	246	ZR7342-PC	250		
ZR2319-20-SC	246	ZR7342-RB	250		
ZR2319-24-SC	246	ZR7345-PC	250		
ZR2319B-15-RB	246	ZR7345-RB	250		
ZR2319B-24-RB	246	ZR7347-PC	250		
ZR2319H-12-RB	246	ZR7349-PC	250		
ZR2319H-12-SC	246	ZR7349-RB	250		
ZR2319H-15-RB	246	ZR7440B-SC	247		
ZR2319H-15-SC	246	ZR7440HB-SC	247		
ZR2319H-20-SC	246	ZR7443-SC	246		
ZR2322-SC	245	ZR7444B-RB	247		
ZR2323-SC	245	ZR7444B-SC	247		
ZR2324-3-SC	246	ZR7571B-8-SC	248		
ZR3320-PC	248	ZR7572B-8-RB	248		
ZR7175B-PC	249	ZR7572B-8-SC	248		
ZR7175B-RB	249	ZR7591B-8-SC	248		



TERMS and CONDITIONS

Prices are F.O.B. factory with full freight allowed on shipments of \$2,200.00 within the United States. Allowance based on the lowest transportation rates. Terms for Export Shipment on application.

Returned Goods

Standard cataloged material may be returned only with written permission of Seller. Returned goods are subject to a 25% restocking charge plus cost of reconditioning, if necessary, to make material salable. Transportation charges must be prepaid by the Buyer. Credit allowance will be in the form of merchandise only – not cash credit.

Limited Warranty

All goods sold hereunder are warranted to be free from defects in material and factory workmanship for a period of three years from the date of purchase (one year for decorative finishes). We will replace at no cost goods that prove defective provided we are notified in writing of such defect and the goods are returned to us prepaid at Falconer, NY 14733, with evidence that they have been properly maintained and used in accordance with instructions. We shall not be responsible for any labor charges or any loss, injury or damages whatsoever, including incidental or consequential damages. The sole and exclusive remedy shall be limited to the replacement of the defective goods. Before installation and use, the purchaser shall determine the suitability of the product for his intended use and the purchaser assumes all risk and liability whatever in connection therewith. Where permitted by law, the implied warranty of merchantability is expressly excluded. If the products sold hereunder are “consumer products,” the implied warranty of merchantability is limited to a period of three years and shall be limited solely to the replacement of the defective goods. All weights stated in our catalogs and lists are approximate and are not guaranteed.

Minimum Charge

On all orders having net value of less than \$50.00, we reserve the right to apply a \$50.00 net minimum invoice.

The prices listed herein are subject to change anytime without prior notice. Prices supersede all previous prices.

The possession of this price list is not to be construed as an offer to sell the goods at the price or terms stated.

Note: All product illustrations, specifications and published literature are based on authorized information. Although descriptions are believed correct at publication approval, accuracy cannot be guaranteed. Zurn reserves the right to make changes from time to time, without notice and to change or discontinue designs. Contact your sales representative for the latest information at time of purchase.

Price and Terms of Payment

Net payment terms 30 days, 2% net 31 days. In addition to prices and freight specified, Buyer shall pay all sales, consumers, or other applicable taxes.

Shortage Claims

Claims for shortages or incorrect filling of orders must be made within one week from date of delivery.

ZURN

COMMERCIAL FIXTURES



JANUARY 2012



COMMERCIAL FIXTURES PRICE GUIDE

Table of Contents

Model Number and Description	Page No.	List Price White
Flush Valve Toilets		
Z5615-BWL Elongated, wall hung with top spud	269	\$ 157.00
Z5616-BWL Elongated, wall hung with bedpan lugs	269	177.00
Z5617-BWL Elongated, concealed, wall hung with bedpan lugs	269	157.00
Z5630 Elongated, floor mounted, back outlet	269	358.50
Z5631 Elongated, floor mounted, back outlet with bedpan lugs	269	358.50
Z5640 ADA height, elongated, floor mounted, back outlet	269	517.50
Z5641 ADA height, elongated, floor mounted, back outlet with bedpan lugs	269	517.50
Z5655-BWL Elongated, floor mounted with top spud	269	158.00
Z5656-BWL Elongated, floor mounted with bedpan lugs	269	158.00
Z5657-BWL Elongated, floor mounted with back spud	269	234.50
Z5665-BWL ADA height, floor mounted with top spud	270	195.00
Z5666-BWL ADA height, floor mounted with top spud and bedpan lugs	270	195.00
Z5667-BWL ADA height, floor mounted with back spud	270	271.00
Z5670 Child's round toilet	270	218.00
Z5680 Bariatric top spud, elongated, stainless steel wall hung	270	5,083.00
Z5681 Bariatric top spud, elongated, antimicrobial powder-coated wall hung	270	5,360.00
Z5682 Bariatric back spud, elongated, stainless steel wall hung	270	5,720.00
Z5683 Bariatric back spud, elongated, antimicrobial powder-coated wall hung	270	5,990.00
Z5690 Bariatric comfort-sized, top spud, stainless steel wall hung	271	5,830.00
Z5691 Bariatric comfort-sized, top spud, antimicrobial powder-coated wall hung	271	6,164.00
Z5692 Bariatric comfort-sized, back spud, stainless steel wall hung	271	6,463.00
Z5693 Bariatric comfort-sized, back spud, antimicrobial powder-coated wall hung	271	6,797.00
Toilets – EcoVantage® Series		
Z5560 Pressure-assist two-piece, elongated, ADA height - 12" rough-in	272	\$512.50
Z5561 High performance, pressure-assist two-piece, elongated, ADA height - 12" rough-in	272	512.50
Z5562 High performance, pressure-assist two-piece, elongated, ADA height - 12" rough-in	272	531.00
Z5570 Pressure-assist two-piece, elongated - 12" rough-in	272	498.50
Z5571 Pressure-assist two-piece, elongated - 12" rough-in	272	498.50
Z5572 High performance, pressure-assist two-piece, elongated - 12" rough-in	272	511.50
Z5575 Pressure-assist two-piece, round front	273	442.00
Z5576 Pressure-assist two-piece, round front	273	442.00
Z5577 Pressure-assist two-piece, round front	273	442.00
Two-Piece Toilets – High Efficiency Series		
Z5535 High performance 1.28 gpf siphon jet	273	\$304.50
Z5545 High performance 1.28 gpf siphon jet	273	291.50
Z5555 High performance 1.28 gpf, siphon jet	273	346.00
Two-Piece Toilets – HPT Series		
Z5551 High performance, siphon jet, two-piece toilet	274	\$331.30
Z5552 High performance, 1.6 gpf siphon jet	274	322.00
Z5553 High performance, 1.6 gpf siphon jet	274	306.35
Two-Piece Toilets		
Z5530 Elongated, 1.6 gpf siphon jet	275	\$187.50
Z5530-10 Elongated, two-piece toilet - 10" rough-in	275	POA
Z5530-RH Elongated, two-piece toilet - 12" rough-in; right-hand lever	275	POA
Z5530-VL Elongated, two-piece toilet - 12" rough-in; vandal-proof lid	275	POA
Z5540 Round 1.6 gpf siphon jet	275	164.50
Z5540-10 Round toilet - 10" rough-in	275	POA
Z5540-RH Round toilet - 12" rough-in; right-hand lever	275	POA
Z5540-VL Round toilet - 12" rough-in; vandal-proof lid	275	POA
Z5550 ADA, elongated 1,6 gpf siphon jet	275	227.50
Z5550-10 16-1/2" h, elongated - 10" rough-in	275	POA
Z5550-RH 16-1/2" h, elongated - 12" rough-in; right-hand lever	275	POA
Z5550-VL 16-1/2" h, elongated - 12" rough-in; vandal-proof lid	275	POA



COMMERCIAL FIXTURES PRICE GUIDE

Table of Contents

Model Number and Description	Page No.	List Price White
Urinals		
Z5708-U "The Nano Pint" 0.125 gpf ultra low consumption	276	\$269.00
Z5738-U "The Small Pint" 0.125 gpf ultra low consumption	276	292.50
Z5758-U "The Retrofit Pint" 0.125 gpf ultra low consumption	276	348.50
Z5759-U "The Retrofit Pint" 0.125 gpf concealed ultra low consumption	276	509.00
Z5798-U The Pint® 0.125 gpf top spud ultra low consumption	276	348.50
Z5799-U "The Concealed Pint" 0.125 gpf concealed ultra low consumption	276	509.00
Z5730 Siphon jet urinal	277	189.00
Z5750 Washout urinal with 3/4" top spud	277	299.00
Z5760 Washout urinal with 3/4" back spud	277	299.00
Z5795 Waterless urinal - 27" x 19"	277	525.50
Wall Hung Lavatories		
Z5311 20" x 18" wall hung lavatory; single faucet hole	278	\$207.00
Z5314 20" x 18" wall hung lavatory; 4" center faucet holes	278	207.00
Z5318 20" x 18" wall hung lavatory; 8" center faucet holes	278	207.00
Z5321 23" x 20-1/4" wall hung lavatory; single faucet hole	278	279.00
Z5324 20" x 18" wall hung lavatory; 4" center faucet holes	278	279.00
Z5328 20" x 18" wall hung lavatory; 8" center faucet holes	278	279.00
Z5329 20" x 18" wall hung lavatory; 12" center faucet holes	278	279.00
Z5321-PED 23" x 20-1/4" wall hung lavatory; single faucet hole with half pedestal shroud	278	453.50
Z5324-PED 23" x 20-1/4" wall hung lavatory; 4" center faucet holes with half pedestal shroud	278	453.50
Z5328-PED 23" x 20-1/4" wall hung lavatory; 8" center faucet holes with half pedestal shroud	278	453.50
Z5329-PED 23" x 20-1/4" wall hung lavatory; 12" center faucet holes with half pedestal shroud	278	453.50
Z5341 20" x 18" wall hung lavatory; single faucet hole	279	110.50
Z5344 20" x 18" wall hung lavatory; 4" center faucet holes	279	110.50
Z5348 20" x 18" wall hung lavatory; 8" center faucet holes	279	110.50
Z5341-PED 20" x 18" wall hung lavatory; single faucet hole with half pedestal shroud	279	285.00
Z5344-PED 20" x 18" wall hung lavatory; 4" center faucet holes with half pedestal shroud	279	285.00
Z5348-PED 20" x 18" wall hung lavatory; 8" center faucet holes with half pedestal shroud	279	285.00
Z5351 20" x 17" wall hung lavatory; single faucet hole	279	94.00
Z5354 20" x 17" wall hung lavatory; 4" center faucet holes	279	94.00
Z5358 20" x 17" wall hung lavatory; 8" center faucet holes	279	94.00
Z5361 20" x 18" wall hung lavatory; single faucet hole	280	110.50
Z5364 20" x 18" wall hung lavatory; 4" center faucet holes	280	110.50
Z5368 20" x 18" wall hung lavatory; 8" center faucet holes	280	110.50
Z5361-PED 20" x 18" wall hung lavatory; single faucet hole with half pedestal shroud	280	285.00
Z5364-PED 20" x 18" wall hung lavatory; 4" center faucet holes with half pedestal shroud	280	285.00
Z5368-PED 20" x 18" wall hung lavatory; 8" center faucet holes with half pedestal shroud	280	285.00



COMMERCIAL FIXTURES PRICE GUIDE

Table of Contents

Model Number and Description		Page No.	List Price White
Countertop and Undermount Lavatories			
Z5111	20" x 17" countertop; single faucet hole	281	\$ 90.50
Z5114	20" x 17" countertop; 4" center faucet holes	281	90.50
Z5118	20" x 17" countertop; 8" center faucet holes	281	90.50
Z5121	19" round countertop; single faucet hole	281	99.00
Z5124	19" round countertop; 4" center faucet holes	281	99.00
Z5128	19" round countertop; 8" center faucet holes	281	99.00
Z5220	19" x 16" undermount lavatory	281	130.00
Cast Iron Lavatories			
Z5814	20" x 17" self-rimming lavatory; 4" center faucet holes	282	\$231.00
Z5818	20" x 17" self-rimming lavatory; 8" center faucet holes	282	231.00
Z5824	19" round self-rimming lavatory; 4" center faucet holes	282	220.50
Z5828	19" round self-rimming lavatory; 8" center faucet holes	282	220.50
Z5831	19" x 17" wall hung; single faucet hole	282	255.00
Z5834	19" x 17" wall hung; 4" center faucet holes	282	255.00
Z5838	19" x 17" wall hung; 8" center faucet holes	282	255.00
Z5844	20" x 18" wall hung; 4" center faucet holes	282	270.50
Z5848	20" x 18" wall hung; 8" center faucet holes	282	270.50
Hospital and Institutional Fixtures			
Z5410	Wall mounted, blowout service sink; 1-1/2" top spud	283	\$1,092.50
Z5420	Floor mounted, siphon jet service sink; 1-1/2" top spud	283	1,092.50
Z5420-RG	Rim guard	283	115.00
Z5461	28" x 22" surgeon sink; single faucet hole	283	1,039.00
Z5468	28" x 22" surgeon sink; 8" center faucet holes	283	1,039.00
Specialty Fixtures			
Z5850	28" x 28" corner floor sink	284	\$928.50
Z5850-RG	With rim guard	284	115.00
Z5850-D2	2" IPS outlet connection	284	115.00
Z5850-D3	2" IPS outlet connection	284	115.00
Z5880	22" x 18" service sink; no faucet holes	284	678.50
Z5888	22" x 18" service sink; 8" center faucet holes	284	678.50
Z5890	24" x 20" service sink; no faucet holes	284	759.00
Z5898	24" x 20" service sink; 8" center faucet holes	284	759.00
Z5900-IP2	Trap standard for service sinks - 2" IPS outlet	284	103.50
Z5900-IP3	Trap standard for service sinks - 3" IPS outlet	284	103.50
Commercial Toilet Seats			
Z5955SS-EL	Heavy-duty toilet seat - elongated, open front	285	\$31.60
Z5955SS-AM	Heavy-duty toilet seat - elongated, anti-microbial	285	40.55
Z5956SS-EL	Extra-heavy-duty toilet seat - elongated, standard, open front	285	40.55
Z5956SS-AM	Extra-heavy-duty toilet seat - elongated, anti-microbial	285	53.75
Z5957SS-EL	Premium toilet seat - elongated, open front, with cover	285	58.15
Z5957SS-RD	Premium toilet seat - round, open front, with cover	285	50.80
Z5958SS-EL	Premium toilet seat - elongated, closed front, with cover	285	58.15
Z5958SS-RD	Premium toilet seat - round, closed front, with cover	285	50.80
Z5959SS-JUV	Premium toilet seat - open front, child seat less cover	285	50.10



COMMERCIAL FIXTURES PRICE GUIDE

Table of Contents

Model Number and Description		Page No.	List Price White
Miscellaneous Parts – Lavatories			
Z5220-KIT	Z5220 Mounting Hardware Kit	286	\$ 6.50
Z5310-BKT	Z5310 Wall Hanger Bracket	286	11.50
Z5340-BKT	Z5340 Wall Hanger Bracket	286	11.50
Z5350-BKT	Z5350 Wall Hanger Bracket	286	11.50
Z5410-FRG	Z5410 Stainless Steel Front Rim Guard	286	78.50
Z5410-SRG	Z5410 Stainless Steel Side Rim Guard	286	78.50
Z5420-FRG	Z5420 Stainless Steel Front Rim Guard	286	78.50
Z5420-SRG	Z5420 Stainless Steel Side Rim Guard	286	78.50
Z5460-BKT	Z5460 Wall Hanger Bracket	286	22.50
Z5460-SB	Z5460 Support Bracket	286	22.50
Miscellaneous Parts – Toilet			
Z5530-TANK	Z5530 Tank Only - With Lid	286	100.00
Z5530-BOWL	Z5530 Bowl Only	286	145.50
Z5530-LID	Z5530 Lid Only	286	45.00
Z5530-INT	Z5530 Pilot Valve Assembly	286	22.50
Z5530-HDL	Z5530 Handle Assembly	286	17.00
Z5540-TANK	Z5540 Tank Only - With Lid	286	101.00
Z5540-BOWL	Z5540 Bowl Only	286	101.00
Z5540-LID	Z5540 Lid Only	286	45.00
Z5540-INT	Z5540 Pilot Valve Assembly	286	22.50
Z5540-HDL	Z5540 Handle Assembly	286	17.00
Z5550-TANK	Z5550 Tank Only - With Lid	286	101.00
Z5550-BOWL	Z5550 Bowl Only	286	269.00
Z5550-LID	Z5550 Lid Only	286	45.00
Z5550-INT	Z5550 Pilot Valve Assembly	286	22.50
Z5550-HDL	Z5550 Handle Assembly	286	17.00
Z5551-TANK	Z5551 Tank Only - With Lid	286	224.00
Z5551-BOWL	Z5551 Bowl Only	286	392.00
Z5551-LID	Z5551 Lid Only	286	112.00
Z5560-TANK	Z5560 Tank Only - With Lid	286	246.50
Z5560-BOWL	Z5560 Bowl Only	286	336.00
Z5560-LID	Z5560 Lid Only	286	45.00
Z5560-INT	Z5560 Pressure Assist Unit Only	286	224.00
Z5560-HDL	Z5560 Handle Assembly	286	17.00
Z5570-TANK	Z5570 Tank Only - With Lid	286	213.00
Z5570-BOWL	Z5570 Bowl Only	286	269.00
Z5570-LID	Z5570 Lid Only	286	45.00
Z5570-INT	Z5570 Pressure Assist Unit Only	286	224.00
Z5570-HDL	Z5570 Handle Assembly	286	17.00



COMMERCIAL FIXTURES PRICE GUIDE

Table of Contents

Model Number and Description		Page No.	List Price White
Miscellaneous Parts – Urinals			
P5795-1	Strainer for Waterless Urinal	286	\$ 7.00
P5795-2	Bell Trap for Waterless Urinal	286	3.65
P5795-3	Bell Trap O-Ring for Waterless Urinal	286	2.25
P5795-4	Ferrule for Waterless Urinal	286	1.25
P5795-5	Ferrule Nut for Waterless Urinal	286	1.75
P5795-6	Ferrule Nut and Ferrule for Waterless Urinal	286	2.60
P5795-7	Flange Gasket for Waterless Urinal	286	4.50
P5795-8	Flange for Waterless Urinal	286	13.00
P5795-9	Flange and Gasket for Waterless Urinal	286	17.00
P5795-10	Strainer Removal Tool for Waterless Urinal	286	32.50
Z5750-BKT	Z5750 Wall Hanger Bracket	286	11.50
Miscellaneous Parts – Other			
Z5840-BKT	Z5840 Wall Hanger Bracket	287	\$ 22.50
Z5850-RG	Z5850 Coated Rim Guard	287	112.00
Z5850-D2	Z5850 2" IPS Outlet with Strainer	287	123.50
Z5850-D3	Z5850 3" IPS Outlet with Strainer	287	123.50
Z5850-L2	Z5850 2" Iron Pipe/Solder Outlet with Strainer	287	123.50
Z5850-BL2	Z5850 2" Iron Pipe/Solder Outlet with Beehive Strainer	287	123.50
Z5880-BKT	Z5880 Wall Hanger Bracket	287	28.00
Z5890-BKT	Z5890 Wall Hanger Bracket	287	28.00
Z5972-COMB	Z5972 Closet Bolt/Wax Ring Kit	287	7.85
Z5972-HDW	Z5972 Tank-to-Bowl Mounting Hardware	287	5.75
Z5972-CAP	Z5972 Toilet Plastic Bolt Cap Kit	287	5.75
Z5973-CF-PVC	Z5973 3" x 4" PVC Closet Flange with Test Cap	287	11.50
Z5973-CF-ABS	Z5973 3" x 4" ABS Closet Flange with Test Cap	287	11.50
Z5973-CF-CI3	Z5973 3" Cast Iron Torque Set Closet Flange	287	22.50
Z5973-CF-CI4	Z5973 4" Cast Iron Torque Set Closet Flange	287	22.50
Z5974-FLO-PVC	Z5974 Flo-Bowl Closet Flange Kit - PVC	287	22.50
Z5974-FLO-ABS	Z5974 Flo-Bowl Closet Flange Kit - ABS	287	22.50
Z5975-FLO-JR	Z5975 Flo-Bowl Jr. - PVC	287	15.75
Z5976-URINAL	Z5976 Urinal Flange Kit - PVC	287	22.50
Z5977-NEO	Z5977 Neo-Seal Gasket Kit for Wall Mounted Bowls	287	22.50
Z5978-STR	Z5978 Urinal Strainer	287	50.50
Z5980-SPUD-34	Z5980 3/4" Brass Top Spud Assembly	287	13.50
Z5980-SPUD-114	Z5980 1-1/4" Brass Top Spud Assembly	287	13.50
Z5980-SPUD-112	Z5980 1-1/2" Brass Top Spud Assembly	287	13.50
			Page No.
Zurn Commercial Fixtures Carrier Selection Guide			288
Cross Reference Guides			289-294
Numerical Product Index			295
Terms and Conditions			296



COMMERCIAL FIXTURES PRICE GUIDE

Flush Valve Toilets



Z5615 Series

Elongated, Wall Hung Flush Valve Toilet

Z5615-BWL With Top Spud Vitreous china, 1.28 gpf [4.8 Lpf] or greater, high efficiency wall hung toilet with siphon jet flush action and elongated front rim with 1-1/2" top spud. Seat not included.

Z5616-BWL With Bedpan Lugs Vitreous china, 1.28 gpf [4.8 Lpf] or greater, high efficiency wall hung toilet with siphon jet flush action and elongated front rim with integral bedpan lugs. Provided with 1-1/2" top spud. Seat not included.

Weight (Lbs.)	List Price White
40	\$157.00
40	177.00



Z5617 Series

Concealed, Elongated, Wall Hung Flush Valve Toilet

Z5617-BWL With Bedpan Lugs Vitreous china, 1.28 gpf [4.8 Lpf] or greater, high efficiency wall hung toilet with siphon jet flush action and elongated front rim. Provided with 1-1/2" back spud connection. Seat not included.

Weight (Lbs.)	List Price White
50	\$157.00



Z5630

1.6 gpf, Back Outlet, Floor Mounted Flush Valve Toilet

Z5630 With Top Spud Vitreous china, elongated front rim, 1.6 gpf [6 Lpf] low consumption, floor mounted, back outlet flush valve toilet with 1-1/2" top spud.

Z5631 With Top Spud and Bedpan Lugs Vitreous china, 1.6 gpf [6 Lpf] low consumption, floor mounted, back outlet flush valve toilet with 1-1/2" top spud and elongated front rim with bedpan lugs to accommodate a bedpan.

Weight (Lbs.)	List Price White
55	\$358.50
55	358.50



Z5640

1.6 gpf, ADA, Back Outlet Flush Valve Toilet

Z5640 With Top Spud Vitreous china, 1.6 gpf [6 Lpf] low consumption, elongated, siphon-action, floor mounted, flush valve toilet with 1-1/2" top spud.

Z5641 With Top Spud and Bedpan Lugs Vitreous china, low consumption, siphon jet action, ADA height floor mounted, back outlet flush valve toilet with 1-1/2" top spud and elongated front rim with bedpan lugs to accommodate a bedpan.

Weight (Lbs.)	List Price White
57	\$517.50
57	517.50



Z5655 Series

Elongated, Floor Mounted Flush Valve Toilet

Z5655-BWL With Top Spud Vitreous china, 1.6 gpf [6 Lpf] low consumption, floor mounted toilet with siphon jet flush action and elongated front rim. Provided with 1-1/2" top spud and two bolt caps. Seat not included.

Z5656-BWL With Top Spud and Bedpan Lugs Vitreous china, low consumption, floor mounted toilet with siphon jet flush action and elongated front rim designed to accommodate a bedpan. Provided with 1-1/2" top spud and two bolt caps. Seat not included.

Z5657-BWL With Back Spud Vitreous china, 1.6 gpf [6 Lpf] low consumption, floor mounted toilet with siphon jet flush action and elongated front rim. Provided with 1-1/2" back spud and two bolt caps. Seat not included.

Weight (Lbs.)	List Price White
51	\$158.00
51	158.00
51	234.50

All information listed including pricing and dimensions are subject to change without notice. Visit www.zurn.com for the most current information.



COMMERCIAL FIXTURES PRICE GUIDE

Flush Valve Toilets



Z5665 Series

ADA Height, Floor Mounted Flush Valve Toilet

Z5665-BWL With Top Spud Vitreous china, 1.28 gpf [4.8 Lpf] or greater high efficiency floor mounted bottom outlet toilet with siphon jet flushing action and elongated front rim with 1-1/2" top spud. Seat not included. ADA compliant.

Z5666-BWL With Top Spud and Bedpan Lugs Vitreous china, 1.28 gpf [4.8 Lpf] or greater high efficiency floor mounted bottom outlet toilet with siphon jet flushing action and elongated front rim with integral bedpan lugs, and 1-1/2" top spud. Seat not included. ADA compliant.

Z5667-BWL With Back Spud Vitreous china, 1.28 gpf [4.8 Lpf] low consumption, floor mounted toilet with siphon jet flush action and elongated front rim. Provided with 1-1/2" back spud and two bolt caps. Seat not included. ADA compliant.

Weight (Lbs.)	List Price White
57	\$195.00
57	195.00
57	271.00



Z5670

Children's Round Floor Mounted Flush Valve Toilet

Z5670 With Top Spud Vitreous china, low consumption, round front rim, floor mounted toilet. Provided with 1-1/2" top spud and two bolt caps. Seat not included. ADA compliant.

Weight (Lbs.)	List Price White
32	\$218.00



Z5680

Heavy-Duty Bariatric Top Spud Flush Valve Toilet

Z5680 Heavy-duty, stainless steel, wall mounted 1.6 gpf [6 Lpf] low consumption siphon jet toilet with custom elongated seat and 1-1/2" top spud.

Weight (Lbs.)	List Price White
50	\$5,083.00



Z5681

Heavy-Duty Bariatric Top Spud, Antimicrobial Powder Coated

Z5681 Heavy-duty, stainless steel, antimicrobial powder-coated wall mounted 1.6 gpf [6 Lpf] low consumption siphon jet toilet with custom elongated seat and 1-1/2" top spud.

Weight (Lbs.)	List Price White
50	\$5,360.00



Z5682

Heavy-Duty Bariatric Back Spud, Elongated, Stainless Steel

Z5682 Heavy-duty, stainless steel, wall mounted 1.6 gpf [6 Lpf] low consumption siphon jet toilet with custom elongated seat and 1-1/2" back spud.

Weight (Lbs.)	List Price White
65	\$5,720.00



Z5683

Heavy-Duty Bariatric Back Spud, Antimicrobial Powder Coated

Z5683 Heavy-duty, stainless steel, antimicrobial powder-coated wall mounted 1.6 gpf [6 Lpf] low consumption siphon jet toilet with custom elongated seat and 1-1/2" back spud.

Weight (Lbs.)	List Price White
65	\$5,990.00

All information listed including pricing and dimensions are subject to change without notice. Visit www.zurn.com for the most current information.



COMMERCIAL FIXTURES PRICE GUIDE

Flush Valve Toilets

**Z5690****Extra-Heavy-Duty Bariatric Top Spud, Stainless Steel**

Z5690 Stainless steel, bariatric extra-heavy-duty wall mounted 1.6 gpf [6 Lpf] low consumption siphon jet toilet with comfort-sized seat and 1-1/2" top spud.

Weight (Lbs.)

65

List Price White

\$5,830.00

**Z5691****Extra-Heavy-Duty Bariatric, Antimicrobial Powder Coated**

Z5691 Antimicrobial powder-coated stainless steel, bariatric extra-heavy-duty wall mounted 1.6 gpf [6 Lpf] low consumption siphon jet toilet with comfort-sized seat and 1-1/2" top spud.

Weight (Lbs.)

65

List Price White

\$6,164.00

**Z5692****Extra-Heavy-Duty Bariatric Back Spud, Stainless Steel**

Z5692 Stainless steel, bariatric extra-heavy-duty wall mounted 1.6 gpf [6 Lpf] low consumption siphon jet toilet with comfort-sized seat and 1-1/2" back spud.

Weight (Lbs.)

65

List Price White

\$6,463.00

**Z5693****Extra-Heavy-Duty Bariatric, Antimicrobial Powder Coated**

Z5693 Antimicrobial powder-coated stainless steel, bariatric extra-heavy-duty wall mounted 1.6 gpf [6 Lpf] low consumption siphon jet toilet with comfort-sized seat and 1-1/2" back spud.

Weight (Lbs.)

65

List Price White

\$6,797.00

All information listed including pricing and dimensions are subject to change without notice. Visit www.zurn.com for the most current information.



COMMERCIAL FIXTURES PRICE GUIDE



Toilets – EcoVantage™ Series



Z5560

1.6 gpf, Elongated, ADA Height, Two-Piece Pressure Assist Toilet

Z5560 Vitreous china, two-piece toilet with 1.6 gpf [6 Lpf] pressure assisted tank, siphon jet bowl, elongated ADA height rim, and 12" rough-in.

Weight (Lbs.)

List Price White

98

\$512.50



Z5561

1.0 gpf HET[†], Elongated, ADA Height, Two-Piece Pressure Assist Toilet

Z5561 Vitreous china, high efficiency 1.0 gpf [4 Lpf], pressure assisted two-piece toilet, siphon jet bowl, elongated ADA height rim, and 12" rough-in.

Weight (Lbs.)

List Price White

98

\$512.50



Z5562

Dual Flush 1.6/1.0 gpf HET[†], Elongated, ADA Height, Two-Piece Pressure Assist Toilet

Z5562 Vitreous china, high efficiency dual flush 1.6 [6 Lpf]/1.0 gpf [4 Lpf], pressure assisted two-piece toilet, siphon jet bowl, elongated ADA height rim, and 12" rough-in.

Weight (Lbs.)

List Price White

98

\$531.00



Z5570

1.6 gpf, Elongated, Two-Piece Pressure Assist Toilet

Z5570 Vitreous china, two-piece toilet with 1.6 gpf [6 Lpf] pressure assisted tank, siphon jet bowl, elongated rim, and 12" rough-in.

Weight (Lbs.)

List Price White

92

\$498.50



Z5571

1.0 gpf HET[†], Elongated, Two-Piece Pressure Assist Toilet

Z5571 Vitreous china, high efficiency 1.0 gpf [4 Lpf] pressure assisted two-piece toilet, siphon jet bowl, elongated rim, and 12" rough-in.

Weight (Lbs.)

List Price White

92

\$498.50



Z5572

Dual Flush 1.6/1.0 gpf HET[†], Elongated Pressure Assist Toilet

Z5572 Vitreous china, high efficiency dual flush 1.6 gpf [6 Lpf]/1.0 gpf [4 Lpf] pressure assisted two-piece toilet with siphon jet bowl, elongated rim, and 12" rough-in.

Weight (Lbs.)

List Price White

92

\$511.50

All information listed including pricing and dimensions are subject to change without notice. Visit www.zurn.com for the most current information.

[†]HET - High Efficiency Toilet



COMMERCIAL FIXTURES PRICE GUIDE



Toilets – EcoVantage™ Series, continued



Z5575 1.6 gpf HET⁺, Round Front Pressure Assist Toilet

Z5575 Vitreous china, high performance 1.6 gpf [6 Lpf] pressure assisted, round front, two-piece toilet with 12" rough-in.

Weight (Lbs.)	List Price White
95	\$442.00



Z5576 1.0 gpf HET⁺, Round Front Pressure Assist Toilet

Z5576 Vitreous china, high performance 1.0 gpf [4 Lpf] pressure assisted, round front, two-piece toilet with 12" rough-in.

Weight (Lbs.)	List Price White
95	\$442.00



Z5577 Dual Flush 1.6/1.0 gpf HET⁺, Round Front Pressure Assist Toilet

Z5577 Vitreous china, high efficiency dual flush 1.6 gpf [6 Lpf]/1.0 gpf [4 Lpf] pressure assisted, round front, two-piece toilet with 12" rough-in.

Weight (Lbs.)	List Price White
95	\$442.00

Two-Piece Toilets – High Efficiency Series



Z5535 Series Elongated, 1.28 gpf HET⁺ Siphon Jet High Efficiency Toilet

Z5535 Vitreous china, high efficiency, low consumption, high performance siphon-jet toilet with 3" flush valve, elongated front rim, and 12" standard rough-in.

Weight (Lbs.)	List Price White
89	\$304.50



Z5545 Series Round Front, 1.28 gpf HET⁺ Siphon Jet High Efficiency Toilet

Z5545 Vitreous china, high efficiency, low consumption, high performance siphon-jet toilet with 3" flush valve, round front rim, and 12" standard rough-in.

Weight (Lbs.)	List Price White
88	\$291.50



Z5555 Series Elongated, 1.28 gpf HET⁺ ADA, Siphon Jet High Efficiency Toilet

Z5555 Vitreous china, high efficiency, low consumption, high performance siphon-jet toilet with 3" flush valve, ADA/comfort height, elongated front rim, and 12" standard rough-in.

Weight (Lbs.)	List Price White
92	\$346.00

All information listed including pricing and dimensions are subject to change without notice. Visit www.zurn.com for the most current information.

†HET - High Efficiency Toilet



COMMERCIAL FIXTURES PRICE GUIDE

Two-Piece Toilets – HPT Series



Z5551 Zurn-HPT™

High Performance, Siphon Jet, Two-Piece Toilet

Z5551 Vitreous china, two-piece, 1.6 gpf [6 Lpf] low consumption, high performance siphon jet toilet with 3" flush valve, elongated 16-1/8" height rim, and 12" standard rough-in.

Weight (Lbs.)

47

List Price White

\$331.30



Z5552 Zurn-HPT™

High Performance, Siphon Jet, Two-Piece Toilet

Z5552 Vitreous china, two-piece, 1.6 gpf [6 Lpf] low consumption, high performance siphon jet toilet with 3" flush valve, elongated front rim, and 12" standard rough-in.

Weight (Lbs.)

89

List Price White

\$322.00



Z5553 Zurn-HPT™

High Performance, Siphon Jet, Two-Piece Toilet

Z5553 Vitreous china, two-piece, 1.6 gpf [6 Lpf] low consumption, high performance siphon jet toilet with 3" flush valve, round front rim, and 12" standard rough-in.

Weight (Lbs.)

88

List Price White

\$306.35

All information listed including pricing and dimensions are subject to change without notice. Visit www.zurn.com for the most current information.



COMMERCIAL FIXTURES PRICE GUIDE

Two-Piece Toilets



Z5530 Series

Elongated, 1.6 gpf Siphon Jet Two-Piece Toilet

Z5530 Vitreous china, low consumption, elongated, siphon-action, floor mounted toilet with 12" rough-in.

Z5530-10 Vitreous china, low consumption, elongated, siphon-action, floor mounted toilet with 10" rough-in.

Z5530-RH Vitreous china, low consumption, elongated, siphon-action, floor mounted toilet with right-hand lever and 12" rough-in.

Z5530-VL Vitreous china, low consumption, elongated, siphon-action, floor mounted toilet with vandal-proof lid.

Weight (Lbs.)	List Price White
83	\$187.50
83	POA
83	POA
83	POA



Z5540 Series

Round, 1.6 gpf Siphon Jet Two-Piece Toilet

Z5540 Vitreous china, low consumption, round, siphon-action, floor mounted toilet with 12" rough-in.

Z5540-10 Vitreous china, low consumption, round, siphon-action, floor mounted toilet with 10" rough-in.

Z5540-RH Vitreous china, low consumption, round, siphon-action, floor mounted toilet with right-hand lever and 12" rough-in.

Z5540-VL Vitreous china, low consumption, round, siphon-action, floor mounted toilet with vandal-proof lid.

Weight (Lbs.)	List Price White
78	\$164.50
78	POA
78	POA
78	POA



Z5550 Series

ADA, Elongated, 1.6 gpf Siphon Jet Two-Piece Toilet

Z5550 Vitreous china, low consumption, elongated, siphon-action, floor mounted toilet with 12" rough-in.

Z5550-10 Vitreous china, low consumption, elongated, siphon-action, floor mounted toilet with 10" rough-in.

Z5550-RH Vitreous china, low consumption, elongated, siphon-action, floor mounted toilet with right-hand lever and 12" rough-in.

Z5550-VL Vitreous china, low consumption, elongated, siphon-action, floor mounted toilet with vandal-proof lid.

Weight (Lbs.)	List Price White
87	\$227.50
87	POA
87	POA
87	POA

All information listed including pricing and dimensions are subject to change without notice. Visit www.zurn.com for the most current information.



COMMERCIAL FIXTURES PRICE GUIDE

Urinals



Z5708-U

"The Nano Pint" Ultra Low Consumption Urinal

Z5708-U Washout 1/8 gallon urinal fixture designed to retrofit 4 bolt pattern urinals with 3/4" top spud.

Weight (Lbs.)

28

List Price White

\$269.00



Z5738-U

"The Small Pint" Ultra Low Consumption Urinal

Z5738-U 22-1/4" x 14-1/2" washout 1/8 gallon urinal fixture with 3/4" top spud.

Weight (Lbs.)

39

List Price White

\$292.50



Z5758-U

"The Retrofit Pint" Ultra Low Consumption Urinal

Z5758-U 29" x 18-1/2" washout 1/8 gallon urinal fixture with 3/4" top spud.

Weight (Lbs.)

72

List Price White

\$348.50



Z5759-U

"The Retrofit Pint" Concealed Ultra Low Consumption Urinal

Z5759-U 29" x 18-1/2" washout 1/8 gallon urinal fixture with 3/4" back spud.

Weight (Lbs.)

72

List Price White

\$509.00



Z5798-U

The Pint® Top Spud Ultra Low Consumption Urinal

Z5798-U 25-5/8" x 18-1/2" washout 1/8 gallon urinal fixture with 3/4" top spud.

Weight (Lbs.)

72

List Price White

\$348.50



Z5799-U

The Pint® Concealed Ultra Low Consumption Urinal

Z5799-U 25-5/8" x 18-1/2" washout 1/8 gallon urinal fixture with 3/4" back spud.

Weight (Lbs.)

65

List Price White

\$509.00

All information listed including pricing and dimensions are subject to change without notice. Visit www.zurn.com for the most current information.



COMMERCIAL FIXTURES PRICE GUIDE

Urinals



Z5760

Washout Urinal - Back Spud

Z5760 With Back Spud Vitreous china, low consumption, wall hung urinal with 3/4" back spud and concealed wall hanger brackets.

Weight (Lbs.)

65

List Price White

\$299.00



Z5795

Water free Urinal - 27" x 19"

Z5795 27" x 19" Waterless Urinal Vitreous china, wall hung waterless urinal with integral trap and drain line connection. Urinal is furnished with concealed wall hanger brackets, telescoping flanged PVC drain line connection, premeasured green sealant bottles, and drain line gasket. Zurn green sealant maintains a sanitary, environmentally friendly, and odor-free installation. No special tools are required to maintain the trap seal.

Weight (Lbs.)

66

List Price White

\$525.50



Z5730

Siphon Jet Urinal

Z5730 With Top Spud Vitreous china, wall hung siphon jet urinal provided with 3/4" top spud and wall hanger.

Weight (Lbs.)

34

List Price White

\$189.00



Z5750

Washout Urinal

Z5750 With 3/4" Top Spud Vitreous china, low consumption, wall hung urinal with hanger.

Weight (Lbs.)

65

List Price White

\$299.00

All information listed including pricing and dimensions are subject to change without notice. Visit www.zurn.com for the most current information.



COMMERCIAL FIXTURES PRICE GUIDE

Wall Hung Lavatories



Z5310 Series

Wall Hung Lavatory

Z5311 20" x 18" vitreous china wall hung lavatory with back overflow and single faucet hole. For exposed or concealed arm carrier systems.

Z5314 20" x 18" vitreous china wall hung lavatory with back overflow and 4" center faucet holes. For exposed or concealed arm carrier systems.

Z5318 20" x 18" vitreous china wall hung lavatory with back overflow and 8" center faucet holes. For exposed or concealed arm carrier systems.

	Weight (Lbs.)	List Price White
Z5311	35	\$207.00
Z5314	35	207.00
Z5318	35	207.00



Z5320 Series

Wheelchair Lavatory

Z5321 23" x 20-1/4" with single faucet hole. Vitreous china, wall hung lavatory provided with hanger plate and holes for concealed arm carrier systems.

Z5324 23" x 20-1/4" with 4" center faucet holes. Vitreous china, wall hung lavatory provided with hanger plate and holes for concealed arm carrier systems.

Z5328 23" x 20-1/4" with 8" center faucet holes. Vitreous china, wall hung lavatory provided with holes for concealed arm carrier systems.

Z5329 23" x 20-1/4" with 12" center faucet holes. Vitreous china, wall hung lavatory provided with holes for concealed arm carrier systems.

	Weight (Lbs.)	List Price White
Z5321	34	\$279.00
Z5324	34	279.00
Z5328	34	279.00
Z5329	34	279.00



Z5320-PED Series

Wheelchair Lavatory

Z5321-PED 23" x 20-1/4" with single faucet hole. Vitreous china, wall hung lavatory provided with hanger plate and holes for concealed arm carrier systems with vitreous china half pedestal shroud to conceal trap and supply connections.

Z5324-PED 23" x 20-1/4" with 4" center faucet holes. Vitreous china, wall hung lavatory provided with hanger plate and holes for concealed arm carrier systems with vitreous china half pedestal shroud to conceal trap and supply connections.

Z5328-PED 23" x 20-1/4" with 8" center faucet holes. Vitreous china, wall hung lavatory provided with holes for concealed arm carrier systems with vitreous china half pedestal shroud to conceal trap and supply connections.

Z5329-PED 23" x 20-1/4" with 12" center faucet holes. Vitreous china, wall hung lavatory provided with holes for concealed arm carrier systems with vitreous china half pedestal shroud to conceal trap and supply connections.

	Weight (Lbs.)	List Price White
Z5321-PED	41	\$453.50
Z5324-PED	41	453.50
Z5328-PED	41	453.50
Z5329-PED	41	453.50

All information listed including pricing and dimensions are subject to change without notice. Visit www.zurn.com for the most current information.



COMMERCIAL FIXTURES PRICE GUIDE

Wall Hung Lavatories



Z5340 Series Wall Hung Lavatory

Z5341 20" x 18" vitreous china wall hung lavatory with single faucet hole. Provided with hanger plate and holes for concealed arms.

Z5344 20" x 18" vitreous china wall hung lavatory with 4" center faucet holes. Provided with hanger plate and holes for concealed arms.

Z5348 20" x 18" vitreous china wall hung lavatory with 8" center faucet holes. Provided with hanger plate and holes for concealed arms.

Weight (Lbs.)	List Price White
42	\$110.50
42	110.50
42	110.50



Z5340-PED Series Wall Hung Lavatory

Z5341-PED 20" x 18" vitreous china wall hung lavatory with single faucet hole. Provided with hanger plate and holes for concealed arms with vitreous china half pedestal shroud to conceal trap and supply connections.

Z5344-PED 20" x 18" vitreous china wall hung lavatory with 4" center faucet holes. Provided with hanger plate and holes for concealed arms with vitreous china half pedestal shroud to conceal trap and supply connections.

Z5348-PED 20" x 18" vitreous china wall hung lavatory with 8" center faucet holes. Provided with hanger plate and holes for concealed arms with vitreous china half pedestal shroud to conceal trap and supply connections.

Weight (Lbs.)	List Price White
49	\$285.00
49	285.00
49	285.00



Z5350 Series Wall Hung Lavatory

Z5351 19" x 17" vitreous china wall hung lavatory with single faucet hole. Provided with hanger plate.

Z5354 19" x 17" vitreous china wall hung lavatory with 4" center faucet holes. Provided with hanger plate.

Z5358 19" x 17" vitreous china wall hung lavatory with 8" center faucet holes. Provided with hanger plate.

Weight (Lbs.)	List Price White
28	\$94.00
28	94.00
28	94.00

All information listed including pricing and dimensions are subject to change without notice. Visit www.zurn.com for the most current information.



COMMERCIAL FIXTURES PRICE GUIDE

Wall Hung Lavatories



Z5360 Series

Wall Hung Lavatory

Z5361 20" x 18" vitreous china wall hung lavatory with single faucet hole. Provided with hanger plate and holes for concealed arm carrier systems.

Z5364 20" x 18" vitreous china wall hung lavatory with 4" center faucet holes. Provided with hanger plate and holes for concealed arm carrier systems.

Z5368 20" x 18" vitreous china wall hung lavatory with 8" center faucet holes. Provided with hanger plate and holes for concealed arm carrier systems.

Weight (Lbs.)	List Price White
42	\$110.50
42	110.50
42	110.50



Z5360-PED Series

Wall Hung Lavatory

Z5361-PED 20" x 18" vitreous china wall hung lavatory with single faucet hole. Provided with hanger plate and holes for concealed arm carrier systems with vitreous china half pedestal shroud to conceal trap and supply connections.

Z5364-PED 20" x 18" vitreous china wall hung lavatory with 4" center faucet holes. Provided with hanger plate and holes for concealed arm carrier systems with vitreous china half pedestal shroud to conceal trap and supply connections.

Z5368-PED 20" x 18" vitreous china wall hung lavatory with 8" center faucet holes. Provided with hanger plate and holes for concealed arm carrier systems with vitreous china half pedestal shroud to conceal trap and supply connections.

Weight (Lbs.)	List Price White
49	\$285.00
49	285.00
49	285.00

All information listed including pricing and dimensions are subject to change without notice. Visit www.zurn.com for the most current information.



COMMERCIAL FIXTURES PRICE GUIDE

Countertop and Undermount Lavatories



Z5110 Series Countertop Lavatory

Z5111 Lavatory 20" x 17" vitreous china, self-rimming, countertop lavatory with single faucet hole.

Z5114 Lavatory 20" x 17" vitreous china, self-rimming, countertop lavatory with 4" center faucet holes.

Z5118 Lavatory 20" x 17" vitreous china, self-rimming, countertop lavatory with 8" center faucet holes.

Weight (Lbs.)	List Price White
22	\$90.50
22	90.50
22	90.50



Z5120 Series Countertop Lavatory

Z5121 19" round vitreous china, self-rimming countertop lavatory with single faucet hole.

Z5124 19" round vitreous china, self-rimming countertop lavatory with 4" center faucet holes.

Z5128 19" round vitreous china, self-rimming countertop lavatory with 8" center faucet holes.

Weight (Lbs.)	List Price White
22	\$99.00
22	99.00
22	99.00



Z5220 19" x 16" Undermount Lavatory

Z5220 19" x 16" vitreous china undermount lavatory with front overflow.

Weight (Lbs.)	List Price White
22	\$130.00

All information listed including pricing and dimensions are subject to change without notice. Visit www.zurn.com for the most current information.



COMMERCIAL FIXTURES PRICE GUIDE

Cast Iron Lavatories



Z5810 Series

20" x 17" Self-Rimming Lavatory

Z5814 20" x 17" enameled cast iron self-rimming lavatory with 4" center faucet holes.

Z5818 20" x 17" enameled cast iron self-rimming lavatory with 8" center faucet holes.

Weight (Lbs.)	List Price White
38	\$231.00
38	231.00



Z5820 Series

19" Round Self-Rimming Lavatory

Z5824 19" round enameled cast iron self-rimming lavatory with 4" center faucet holes.

Z5828 19" round enameled cast iron self-rimming lavatory with 8" center faucet holes.

Weight (Lbs.)	List Price White
38	\$220.50
38	220.50



Z5830 Series

19" x 17" Wall Hung Lavatory

Z5831 19" x 17" enameled cast iron wall hung lavatory. Provided with single faucet hole and hanger plate.

Z5834 19" x 17" enameled cast iron wall hung lavatory. Provided with 4" center faucet holes and hanger plate.

Z5838 19" x 17" enameled cast iron wall hung lavatory. Provided with 8" center faucet holes and hanger plate.

Weight (Lbs.)	List Price White
61	\$255.00
61	255.00
61	255.00



Z5840 Series

20" x 18" Wall Hung Lavatory

Z5844 20" x 18" enameled cast iron wall hung lavatory. Provided with 4" center faucet holes.

Z5848 20" x 18" enameled cast iron wall hung lavatory. Provided with 8" center faucet holes.

Weight (Lbs.)	List Price White
60	\$270.50
60	270.50

All information listed including pricing and dimensions are subject to change without notice. Visit www.zurn.com for the most current information.



COMMERCIAL FIXTURES PRICE GUIDE

Hospital and Institutional Fixtures



Z5410

Wall Mount, Blowout Service Sink

Z5410 Vitreous china, wall mounted blowout service sink with integral flushing rim and 1-1/2" top spud.

Weight (Lbs.)	List Price White
60	\$1,092.50



Z5420 Series

Floor Mounted, Siphon Jet Service Sink

Z5420 Vitreous china, floor mounted siphon jet service sink with integral flushing rim and 1-1/2" top spud.

Z5420-RG Rim guard.

Weight (Lbs.)	List Price White
60	\$1,092.50
N/A	115.00



Z5460 Series

28" x 22" Surgeon Sink

Z5461 28" x 22" vitreous china surgeon sink. Provided with wall hangers, support brackets, and single faucet hole.

Z5468 28" x 22" vitreous china surgeon sink. Provided with wall hangers, support brackets, and 8" center faucet holes.

Weight (Lbs.)	List Price White
83	\$1,039.00
83	1,039.00

All information listed including pricing and dimensions are subject to change without notice. Visit www.zurn.com for the most current information.



COMMERCIAL FIXTURES PRICE GUIDE

Specialty Fixtures



Z5850 Series Custodial Floor Sink

Z5850 28" x 28" enameled cast iron corner floor sink. Outlet not included.

Z5850-RG With rim guard.

Z5850-D2 2" IPS outlet connection.

Z5850-D3 3" IPS outlet connection.

	Weight (Lbs.)	List Price White
Z5850	210	\$928.50
Z5850-RG	N/A	115.00
Z5850-D2	N/A	115.00
Z5850-D3	N/A	115.00



Z5880 Series 22" x 18" Service Sink

Z5880 22" x 18" enameled cast iron service sink with no faucet holes. Provided with hanger plate, U-type rim guard, and 12" backsplash.

Z5888 22" x 18" enameled cast iron service sink with 8" center faucet holes. Provided with hanger plate, U-type rim guard, and 12" backsplash.

	Weight (Lbs.)	List Price White
Z5880	115	\$678.50
Z5888	115	678.50



Z5890 Series 24" x 20" Service Sink

Z5890 24" x 20" enameled cast iron service sink with no faucet holes. Provided with hanger plate, U-type rim guard, and 12" backsplash.

Z5898 24" x 20" enameled cast iron service sink with 8" center faucet holes. Provided with hanger plate, U-type rim guard, and 12" backsplash.

	Weight (Lbs.)	List Price White
Z5890	125	\$759.00
Z5898	125	759.00



Z5900 Series Cast Iron Trap Standard for Service Sinks

Z5900-IP2 2" IPS outlet.

Z5900-IP3 3" IPS outlet.

	Weight (Lbs.)	List Price White
Z5900-IP2	38	\$103.50
Z5900-IP3	38	103.50

All information listed including pricing and dimensions are subject to change without notice. Visit www.zurn.com for the most current information.



COMMERCIAL FIXTURES PRICE GUIDE

Toilet Seats

Commercial Toilet Seats

Z5950 Series Toilet Seat



Z5955SS-EL Elongated, heavy-duty, white, open front toilet seat, less cover, with stainless steel check hinge.

Z5955SS-AM Elongated, heavy-duty, white, open front toilet seat, less cover, with stainless steel check hinge and anti-microbial protection.



Z5956SS-EL Elongated, extra-heavy-duty, white, open front toilet seat, less cover, with stainless steel check hinge.

Z5956SS-AM Elongated, extra-heavy-duty, white, open front toilet seat, less cover, with stainless steel check hinge and anti-microbial protection.



Z5957SS-EL Elongated, white, open front toilet seat, with cover and stainless steel check hinge.

Z5957SS-RD Round, white, open front toilet seat, with cover and stainless steel check hinge.



Z5958SS-EL Elongated, white, closed front toilet seat, with cover and stainless steel check hinge.

Z5958SS-RD Round, white, closed front toilet seat, with cover and stainless steel check hinge.



Z5959SS-JUV White open front juvenile toilet seat, less cover, with stainless steel check hinge.

List Price White

\$31.60

40.55

40.55

53.75

58.15

50.80

58.15

50.80

50.10

All information listed including pricing and dimensions are subject to change without notice. Visit www.zurn.com for the most current information.



COMMERCIAL FIXTURES PRICE GUIDE

Miscellaneous Parts

Part Number	Description	List Price
Lavatories		
Z5220-KIT	Z5220 Mounting Hardware Kit	\$ 6.50
Z5310-BKT	Z5310 Wall Hanger Bracket	11.50
Z5340-BKT	Z5340 Wall Hanger Bracket	11.50
Z5350-BKT	Z5350 Wall Hanger Bracket	11.50
Z5410-FRG	Z5410 Stainless Steel Front Rim Guard	78.50
Z5410-SRG	Z5410 Stainless Steel Side Rim Guard	78.50
Z5420-FRG	Z5420 Stainless Steel Front Rim Guard	78.50
Z5420-SRG	Z5420 Stainless Steel Side Rim Guard	78.50
Z5460-BKT	Z5460 Wall Hanger Bracket	22.50
Z5460-SB	Z5460 Support Bracket	22.50

Toilets

Z5530-TANK	Z5530 Tank Only - With Lid	\$100.00
Z5530-BOWL	Z5530 Bowl Only	145.00
Z5530-LID	Z5530 Lid Only	45.00
Z5530-INT	Z5530 Pilot Valve Assembly	22.50
Z5530-HDL	Z5530 Handle Assembly	17.00
Z5540-TANK	Z5540 Tank Only - With Lid	101.00
Z5540-BOWL	Z5540 Bowl Only	101.00
Z5540-LID	Z5540 Lid Only	45.00
Z5540-INT	Z5540 Pilot Valve Assembly	22.50
Z5540-HDL	Z5540 Handle Assembly	17.00
Z5550-TANK	Z5550 Tank Only - With Lid	101.00
Z5550-BOWL	Z5550 Bowl Only	269.00
Z5550-LID	Z5550 Lid Only	45.00
Z5550-INT	Z5550 Pilot Valve Assembly	22.50
Z5550-HDL	Z5550 Handle Assembly	17.00
Z5551-TANK	Z5551 Tank Only - With Lid	224.00
Z5551-BOWL	Z5551 Bowl Only	392.00
Z5551-LID	Z5551 Lid Only	112.00
Z5560-TANK	Z5560 Tank Only - With Lid	246.50
Z5560-BOWL	Z5560 Bowl Only	336.00
Z5560-LID	Z5560 Lid Only	45.00
Z5560-INT	Z5560 Pressure Assist Unit Only	224.00
Z5560-HDL	Z5560 Handle Assembly	17.00
Z5570-TANK	Z5570 Tank Only - With Lid	213.00
Z5570-BOWL	Z5570 Bowl Only	269.00
Z5570-LID	Z5570 Lid Only	45.00
Z5570-INT	Z5570 Pressure Assist Unit Only	224.00
Z5570-HDL	Z5570 Handle Assembly	17.00

Urinals

P5795-1	Strainer for Waterless Urinal	\$ 7.00
P5795-2	Bell Trap for Waterless Urinal	3.65
P5795-3	Bell Trap O-Ring for Waterless Urinal	2.25
P5795-4	Ferrule for Waterless Urinal	1.25
P5795-5	Ferrule Nut for Waterless Urinal	1.75
P5795-6	Ferrule Nut and Ferrule for Waterless Urinal	2.60
P5795-7	Flange Gasket for Waterless Urinal	4.50
P5795-8	Flange for Waterless Urinal	13.00
P5795-9	Flange and Gasket for Waterless Urinal	17.00
P5795-10	Strainer Removal Tool for Waterless Urinal	32.50
Z5750-BKT	Z5750 Wall Hanger Bracket	11.50



COMMERCIAL FIXTURES PRICE GUIDE

Miscellaneous Parts, continued

Part Number	Description	List Price
Other		
Z5840-BKT	Z5840 Wall Hanger Bracket	\$ 22.50
Z5850-RG	Z5850 Coated Rim Guard	112.00
Z5850-D2	Z5850 2" IPS Outlet with Strainer	123.50
Z5850-D3	Z5850 3" IPS Outlet with Strainer	123.50
Z5850-L2	Z5850 2" Iron Pipe/Solder Outlet with Strainer	123.50
Z5850-BL2	Z5850 2" Iron Pipe/Solder Outlet with Beehive Strainer	123.50
Z5880-BKT	Z5880 Wall Hanger Bracket	28.00
Z5890-BKT	Z5890 Wall Hanger Bracket	28.00
Z5970-BOLT	Z5970 Closet Flange Brass Bolt Kit	5.75
Z5971-RING	Z5971 Wax Ring	4.50
Z5972-COMB	Z5972 Closet Bolt/Wax Ring Kit	7.85
Z5972-HDW	Z5972 Tank-to-Bowl Mounting Hardware	5.75
Z5972-CAP	Z5972 Toilet Plastic Bolt Cap Kit	5.75
Z5973-CF-PVC	Z5973 3" x 4" PVC Closet Flange with Test Cap	11.50
Z5973-CF-ABS	Z5973 3" x 4" ABS Closet Flange with Test Cap	11.50
Z5973-CF-CI3	Z5973 3" Cast Iron Torque Set Closet Flange	22.50
Z5973-CF-CI4	Z5973 4" Cast Iron Torque Set Closet Flange	22.50
Z5974-FLO-PVC	Z5974 Flo-Bowl Closet Flange Kit - PVC	22.50
Z5974-FLO-ABS	Z5974 Flo-Bowl Closet Flange Kit - ABS	22.50
Z5975-FLO-JR	Z5975 Flo-Bowl Jr. - PVC	15.75
Z5976-URINAL	Z5976 Urinal Flange Kit - PVC	22.50
Z5977-NEO	Z5977 Neo-Seal Gasket Kit for Wall Mounted Bowls	22.50
Z5978-STR	Z5978 Urinal Strainer	50.50
Z5980-SPUD-34	Z5980 3/4" Brass Top Spud Assembly	13.50
Z5980-SPUD-114	Z5980 1-1/4" Brass Top Spud Assembly	13.50
Z5980-SPUD-112	Z5980 1-1/2" Brass Top Spud Assembly	13.50



COMMERCIAL FIXTURES CARRIER SELECTION GUIDE

ZURN COMMERCIAL FIXTURES CARRIER SELECTION GUIDE

Commercial Fixtures
Carrier Selection Guide

Fixture	Name	Size	Zurn Recommended System
Z5311 Z5314 Z5318	Lavatory	20 x 18	Z1224, Z1231, Z1251, Z1253, Z1254, Z1259
Z5321 Z5324 Z5328	ADA Lavatory	23 x 20-1/4	Z1231-79, Z1251-79, Z1253-79, Z1254-79
Z5331 Z5334 Z5338	ADA Lavatory	27 x 20-1/4	Z1231-79, Z1251-79, Z1253-79, Z1254-79
Z5341 Z5344 Z5348	Lavatory	20 x 18	Z1224, Z1231, Z1251, Z1253, Z1254, Z1259
Z5351 Z5354 Z5358	Lavatory	19 x 17	Z1224, Z1259
Z5360	High Back Lavatory	20 x 18	Z1224, Z1231, Z1251, Z1253, Z1254, Z1259
Z5361 Z5364 Z5368	High Back Lavatory	20 x 18	Z1224, Z1231, Z1251, Z1253, Z1254, Z1259
Z5410	Service Sink	19 x 21-1/2	Z1217-B, Z1218-B
Z5461 Z5468	Surgeon Sink	28 x 22	Z1224-2, Z1259-BP
Z5615	Wall Hung Toilet	25 x 14	Z1203, Z1204, Z1207, Z1208, Z1209, Z1212, Z1280, Z1282, Z1283, Z1284, Z1285
Z5630	Back Outlet Toilet	15 x 30-1/2	Z1212-F
Z5640	Back Outlet Toilet	14-5/8 x 32	Z1212-F
Z5730	Urinal	13 x 14-1/2	Z1221, Z1222, Z1259
Z5750 Z5760	Urinal	18-1/2 x 14-1/4	Z1221, Z1222, Z1259
Z5795	Waterless Urinal	27 x 19	Z1221, Z1222, Z1259
Z5796	Waterless Urinal	20 x 14	Z1221, Z1222, Z1259
Z5834 Z5838	Lavatory	19 x 17	Z1224, Z1259
Z5834-L Z5838-L	Lavatory	19 x 17	Z1231-AL, Z1236-AL, Z1251-AL, Z1253-AL, Z1254-AL, Z1255-AL, Z1256-AL, Z1257-AL, Z1258-AL
Z5844 Z5848	Lavatory	20 x 18	Z1224, Z1259
Z5844-L Z5848-L	Lavatory	20 x 18	Z1231-AL, Z1236-AL, Z1251-AL, Z1253-AL, Z1254-AL, Z1255-AL, Z1256-AL, Z1257-AL, Z1258-AL
Z5880 Z5888	Service Sink	22 x 18	Z1229
Z5890 Z5898	Service Sink	24 x 20	Z1229



COMMERCIAL FIXTURES CROSS REFERENCE GUIDE

TOILETS

Flush Valve Toilets

Model	Description	American Standard		Kohler		Crane		Eljer		Toto	
		No.	Name	No.	Name	No.	Name	No.	Name	No.	Name
Z5615-BWL	Wall Mounted Elongated, Wall Hung Flush Valve Toilet	2257.103	Afwall	K-4330	Kingston	3446	Placidus	111-2105	Signature	CT708	
Z5616-BWL	Elongated, Wall Hung Flush Valve Toilet, Bedpan Lugs	2256.194	Afwall	K-4330-L	Kingston	3H722	Placidus	111-2113	Signature	No Equal	No Equal
Z5617-BWL	Wall Hung, Back Spud	2258.125	Afwall	K-4329	Kingston	3449	Placidus	111-2110	Signature	CT708V	
Z5630	Floor Mounted, Back Outlet Floor Mounted, Back Outlet	2529.016	Neolo	K-4386	Angsley	4379	Carlton	111-2155	Signature	No Equal	No Equal
Z5631	Floor Mounted, Back Outlet, Bedpan Lugs	No Equal	No Equal	No Equal	No Equal	No Equal	No Equal	111-2163	Signature	No Equal	No Equal
Z5640	ADA, Floor Mounted, Back Outlet	No Equal	No Equal	No Equal	No Equal	3709	Flormont	111-2875	Sherwin	No Equal	No Equal
Z5641	ADA, Floor Mounted, Back Outlet, Bedpan Lugs	No Equal	No Equal	No Equal	No Equal	3709H	Flormont	111-2883	Sherwin	No Equal	No Equal
Z5650	Floor Mounted Floor Mounted	2234.015	Madera	K-4349	Wellcomme	3325	Whirlton	111-2125	Signature	CT705	
Z5651	Floor Mounted, Bedpan Lugs	2234.137	Madera	K-4350-L	Wellcomme	3H704	Whirlton	111-2133	Signature	No Equal	No Equal
Z5653	Floor Mounted, Back Spud	No Equal	No Equal	K-4350	Wellcomme	No Equal	No Equal	111-2165	Signature	No Equal	No Equal
Z5660	ADA, Floor Mounted	3043.102	Madera	K-4302 K-4368	Highcrest Highcliff	3H701	Hymont	111-2145	Signature	CT705L	
Z5661	ADA, Floor Mounted, Bedpan Lugs	3043.156	Madera	K-4368-L K-4302-L	Highcliff Highcrest	3816 4377	Hymont Jr. Creston	111-2153	Signature	No Equal	No Equal
Z5663	ADA, Floor Mounted, Back Spud	No Equal	No Equal	K-4367 K-4301	Highcliff Highcrest	No Equal	No Equal	111-2175	Signature	No Equal	No Equal
Z5670	Children's Children's Floor Mounted Flush Valve Toilet	2282.010	Devoro	K-4321	Primary	3380	Baby	111-1000	Kindergarten	No Equal	No Equal

Commercial Fixtures
Carrier Selection Guide

Toilet Seats

Model	Description	Centoco	Bemis	Beneke	Church	Olsonite
Z5955SS-EL Z5955SS-AM	Heavy-Duty Seat, Open Front, Less Cover, With Stainless Steel Check Hinge Antimicrobial Option	500STSCC	1955-C	523	295C	10CC
Z5956SS-EL Z5956SS-AM	Premium Extra-Heavy-Duty Seat, Open Front, Less Cover, With Stainless Steel Check Hinge Antimicrobial Option	1500STSCC	1655C	527	9400C/9500	10SSC
Z5957SS-EL Z5957SS-RD	Standard Seat, Open Front, With Cover and Stainless Steel Check Hinge Round Seat, Open Front, With Cover and Stainless Steel Check Hinge	820STS 460STS	1950ST 950ST	521HPSS		46SSTL 42SSTL
Z5958SS-EL Z5958SS-RD	Standard Seat, Closed Front, With Cover and Stainless Steel Check Hinge Round Seat, Closed Front, With Cover and Stainless Steel Check Hinge	800STS 440STS	1900ST 900ST	520SPSS		44SSTL 40SSTL
Z5959SS-JUV	Open Front Child's Seat, Less Cover, With Stainless Steel Check Hinge	AM2300SSTSCC	BB955C	323-5	1580C	126CC



COMMERCIAL FIXTURES CROSS REFERENCE GUIDE

TOILETS, continued

Two-Piece Toilets

Model	Description	American Standard		Kohler		Crane		Eljer		Toto	
		No.	Name	No.	Name	No.	Name	No.	Name	No.	Name
Z5530	Standard Elongated, Siphon Jet, 1.6 gpf Two-Piece Toilet	2898.012	Cadet	K-3422	Wellworth	3852	Radcliff II	091-2125	Patriot	CST714	Carusoe
Z5540	Round, Siphon Jet, 1.6 gpf Two-Piece Toilet	2798.012	Cadet	K-3423	Wellworth	3842	Radcliff II	091-2120	Patriot	CST713	Carusoe
Z5550	ADA, Elongated, Siphon Jet, 1.6 gpf Two-Piece Toilet	2998.012	Cadet	K-3427	Highline	31002	Hymont	091-2175	Patriot	CST714L	Carusoe
Z5551	3" HPT Performance Siphon Jet ADA, Elongated, Siphon Jet, 1.6 gpf Two-Piece Toilet	2018.212	Champion	K-3496	Cimarron	31054	Hymont	091-0777	Titan	CST744SL	Drake
Z5560	EcoVantage Series Pressure Assist - ADA ADA, Elongated, Pressure Assist, 1.6 gpf	2377.100	Cadet	K-3544	Highline	3838	Economizer	091-7045	Aqua-Saver	CST744SL	Drake
Z5561	Elongated, Pressure Assist 1.1 gpf HET	No Equal	No Equal	No Equal	No Equal	No Equal	No Equal	No Equal	No Equal	No Equal	No Equal
Z5562	ADA, Elongated, Pressure Assist, Dual Flush 1.6/1.1 gpf	No Equal	No Equal	No Equal	No Equal	No Equal	No Equal	No Equal	No Equal	No Equal	No Equal
Z5570	EcoVantage Series Pressure Assist Elongated, Pressure Assist, 1.6 gpf Two-Piece Toilet	2333.100	Cadet	K-3458	Wellworth	3835	Economizer	091-7025	Aqua-Saver	CST744S	Drake
Z5771	Elongated, Pressure Assist, 1.1 gpf HET Two-Piece Toilet	No Equal	No Equal	No Equal	No Equal	No Equal	No Equal	No Equal	No Equal	No Equal	No Equal
Z5772	Elongated, Pressure Assist, Dual Flush, 1.6/1.1 gpf Two-Piece Toilet	No Equal	No Equal	No Equal	No Equal	No Equal	No Equal	No Equal	No Equal	No Equal	No Equal

URINALS

Model	Description	American Standard		Kohler		Crane		Eljer		Toto	
		No.	Name	No.	Name	No.	Name	No.	Name	No.	Name
Z5730	Small Siphon Jet Urinal 1.0 gpf Siphon Jet Urinal	6541.132	Allbrook	K-5016-ET	Dexter	7309	Manhattan 161-2090	161-1150 Signature	Dover	UT104	
Z5750	Washout Urinals 1.0 gpf Washout Urinal	6501.001	Washbrook	K-4900-ET	Bardon 7397	7197	Cromwell 161-2030	161-1030	Correcto UT447	UT370	
Z5760	1.0 gpf Washout Urinal - Back Spud	6506.011	Washbrook	K-4960-ER	Bardon 7398	7198	Cromwell 161-2045	161-1045	Correcto UT447V	UT370V	
Z5755	EcoVantage Series Ultra Low Water Consumption Urinal Green Series 1/8-Gallon Low Consumption	No Equal	No Equal	No Equal	No Equal	No Equal	No Equal	No Equal	No Equal	No Equal	No Equal
Z5795	EcoVantage Series Waterless Urinals EcoVantage Series Large Waterless Urinal	Sloan WES1000		Falcon F-1000		Waterless 2102					
Z5796	EcoVantage Series Small Waterless Urinal	WES2000		F-2000							



COMMERCIAL FIXTURES CROSS REFERENCE GUIDE

LAVATORIES

Wall Hung Lavatories

Model	Description	American Standard		Kohler		Crane		Eljer		Toto	
		No.	Name	No.	Name	No.	Name	No.	Name	No.	Name
Z5311	Z5310 Series: 20" x 18" Wall Hung Lavatory Single Hole	0194.043	Roxalyn	K-2084	Soho	1165H	Norwich	051-2241	Mayburne	No Equal	No Equal
Z5314	4" Centerset	0195.073	Roxalyn	K-2054	Soho	1165V	Norwich	051-2244	Mayburne	No Equal	No Equal
Z5318	8" Centerset	0194.076	Roxalyn	K-2053	Soho	1165S	Norwich	051-2248	Mayburne	No Equal	No Equal
Add-Ons: (Additional lead times may apply; contact factory.) Soap Dispenser Drillings (-L or -R) Overflow Plugged (-N)											
Z5321	Z5320 Series: 23" x 20" Shallow Wheelchair ADA Lavatory Single Hole	0955.000	Murro	No Equal	No Equal	110H	Diana	No Equal	No Equal	No Equal	No Equal
Z5324	4" Centerset	0954.000	Murro	No Equal	No Equal	110V	Diana	051-2204	FreeStyle	No Equal	No Equal
Z5328	8" Centerset	0958.000	Murro	No Equal	No Equal	110S	Diana	051-2208	FreeStyle	No Equal	No Equal
Z5329	12" Centerset	No Equal	No Equal	No Equal	No Equal	No Equal	No Equal	No Equal	No Equal	No Equal	No Equal
	Half Pedestal Shroud	0059.020	Murro	No Equal	No Equal	No Equal	No Equal	281-2100	Signature	No Equal	No Equal
Add-Ons: (Additional lead times may apply; contact factory.) Soap Dispenser Drillings (-L or -R) Overflow Plugged (-N)											
Z5321-PED	Z5320-PED Series: 23" x 20" Shallow Wheelchair ADA Lavatory with Half Pedestal Single Hole	0955.000 w/0059.020	Murro	No Equal	No Equal	127H	Neu-Diana	No Equal	No Equal	No Equal	No Equal
Z5324-PED	4" Centerset	0954.000 w/0059.020	Murro	No Equal	No Equal	127V	Neu-Diana	051-2205	FreeStyle	No Equal	No Equal
Z5328-PED	8" Centerset	0958.000 w/0059.020	Murro	No Equal	No Equal	127S	Neu-Diana	051-2209	FreeStyle	No Equal	No Equal
Z5329-PED	12" Centerset										
Add-Ons: (Additional lead times may apply; contact factory.) Soap Dispenser Drillings (-L or -R) Overflow Plugged (-N)											



COMMERCIAL FIXTURES CROSS REFERENCE GUIDE

LAVATORIES, continued

Wall Hung Lavatories, continued

Model	Description	American Standard		Kohler		Crane		Eljer		Toto	
		No.	Name	No.	Name	No.	Name	No.	Name	No.	Name
Z5341	Z5340 Series: 20" x 18" Wall Hung Single Hole	0356.421	Lucerne	K-1721 K-2007	Chesapeake Kingston	1412H 4642H	Harwich Clayton	051-2101	Signature	LT307	Wall Mount
Z5344	4" Centerset	0355.012 0124.131	Lucerne Comrade	K-1729 K-2005	Chesapeake Kingston	1412V 4642V	Harwich Clayton	051-1307 051-2104	Blair Signature	LT307.4	Wall Mount
Z5348	8" Centerset	0356.015	Lucerne	K-1723 K-2006	Chesapeake Kingston	1412S 4643S	Harwich Clayton	051-1308 051-2108	Blair Signature	LT307.8	Wall Mount
Half Pedestal Shroud											
Add-Ons: (Additional lead times may apply; contact factory.) Soap Dispenser Drillings (-L or -R) Overflow Plugged (-N)											
Z5341-PED	Z5340-PED Series: Wall Hung with Half Pedestal Single Hole	No Equal	No Equal	K-2035-1	Pinoir	134H	Neu-Erica	051-2102	Signature	No Equal	No Equal
Z5344-PED	4" Centerset	No Equal	No Equal	K-2035-4	Pinoir	134V	Neu-Erica	051-2105	Signature	No Equal	No Equal
Z5348-PED	8" Centerset	No Equal	No Equal	K-2035-8	Pinoir	134S	Neu-Erica	051-2109	Signature	No Equal	No Equal
Add-Ons: (Additional lead times may apply; contact factory.) Soap Dispenser Drillings (-L or -R) Overflow Plugged (-N)											
Z5351	Z5350 Series: 19" x 17" Wall Hung Single Hole	No Equal	No Equal	K-1722	Chesapeake	No Equal	No Equal	No Equal	No Equal	No Equal	No Equal
Z5354	4" Centerset	0321.026	Declyn	K-1728	Chesapeake	No Equal	No Equal	051-0244 051-1304	Murray II Blair	No Equal	No Equal
Z5358	8" Centerset	No Equal	No Equal	K-1724	Chesapeake	No Equal	No Equal	No Equal	No Equal	No Equal	No Equal
Z5361	Z5360 Series: 20" x 18" Wall Hung - High Back Single Hole	No Equal	No Equal	No Equal	No Equal	No Equal	No Equal	052-0195	Bucknell	No Equal	No Equal
Z5364	4" Centerset	No Equal	No Equal	No Equal	No Equal	No Equal	No Equal	052-0174	Bucknell	No Equal	No Equal
Z5368	8" Centerset	No Equal	No Equal	No Equal	No Equal	No Equal	No Equal	052-0188	Bucknell	No Equal	No Equal
Add-Ons: (Additional lead times may apply; contact factory.) Soap Dispenser Drillings (-L or -R) Overflow Plugged (-N)											
Z5361-PED	Z5360-PED Series: 20" x 18" Wall Hung - High Back with Half Pedestal Single Hole	No Equal	No Equal	No Equal	No Equal	No Equal	No Equal	No Equal	No Equal	No Equal	No Equal
Z5364-PED	4" Centerset	No Equal	No Equal	No Equal	No Equal	No Equal	No Equal	No Equal	No Equal	No Equal	No Equal
Z5368-PED	8" Centerset	No Equal	No Equal	No Equal	No Equal	No Equal	No Equal	No Equal	No Equal	No Equal	No Equal
Add-Ons: (Additional lead times may apply; contact factory.) Soap Dispenser Drillings (-L or -R) Overflow Plugged (-N)											



COMMERCIAL FIXTURES CROSS REFERENCE GUIDE

LAVATORIES, continued

Countertop Lavatories

Model	Description	American Standard		Kohler		Crane		Eljer		Toto	
		No.	Name	No.	Name	No.	Name	No.	Name	No.	Name
Z5111	Z5110 Series: Countertop Lavatory - 20" x 17" Single Hole	0475.047 0419.111	Aqualyn Cadet	K-2196-1	Pennington	1280H 4626	Chelsea Vienne	051-0121 051-3515	Murray Laura	LT401 LT501	Reliant Reliant
Z5114	4" Centerset	0476.028 0419.444	Aqualyn Cadet	K-2196-4	Pennington	1280S 4623	Chelsea Sanibel	051-0124 051-3514	Murray Laura	LT401.4 LT501.4	Reliant Reliant
Z5118	8" Centerset	0475.020 0419.888	Aqualyn Cadet	K-2196-8	Pennington	1280V 4624	Chelsea Vienne	051-0128 051-3518	Murray Laura	LT401.8 LT501.8	Reliant Reliant
Z5121	Z5120 Series: Countertop Lavatory - 19" Round Single Hole	0490.156 0427.111	Rondalyn Cadet	K-2202-1	Brookline	1550H	Carla	051-0171 051-3505	Murray Lisa	LT402 LT502	Reliant Reliant
Z5124	4" Centerset	0491.019 0427.444	Rondalyn Cadet	K-2202-4	Brookline	1550V 4618	Carla Bradford	051-0174 051-3504	Murray Lisa	LT402.4 LT502.4	Reliant Reliant
Z5128	8" Centerset	0490.011 0427.888	Rondalyn Cadet	K-2202-8	Brookline	1550S 4619	Carla Bradford	051-0178 051-3508	Murray Lisa	LT402.8 LT502.8	Reliant Reliant
Z5220	Z5220 Series: Undermount Lavatory - 19" x 16" Undermount Lavatory	0496.221 9482.000	Ovalyn Ovalyn-U.A.	K-2211	Caxton	1992	Tiara	051-3381	Barrow	LT587	Reliant

Cast Iron Lavatories

Model	Description	American Standard		Kohler		Crane		Eljer		Toto	
		No.	Name	No.	Name	No.	Name	No.	Name	No.	Name
Z5811	Z5810 Series: 20" x 17" Self-Rimming Cast Iron Lavatory Single Hole	No Equal	No Equal	K-2905-1	Farmington	No Equal	No Equal	052-0276	Edwin	No Equal	
Z5814	4" Centerset	3303.000	Oval Horiz.	K-2905-4	Farmington	No Equal	No Equal	052-0274	Edwin	588	
Z5818	8" Centerset	3302.000	Oval Horiz.	K-2905-8	Farmington	No Equal	No Equal	052-0278	Edwin	589	
Z5821	Z5820 Series: 19" Round Self-Rimming Cast Iron Countertop Lavatory Single Hole	No Equal	No Equal	K-2917-1	Radiant	No Equal	No Equal	052-0266	Owen	No Equal	
Z5824	4" Centerset	0301.025	Horizon	K-2917-4	Radiant	No Equal	No Equal	052-0264	Owen	596	
Z5828	8" Centerset	No Equal	No Equal	K-2917-8	Radiant	No Equal	No Equal	052-0268	Owen	597	
Z5831	Z5830 Series: 19" x 17" Cast Iron Wall Hung Lavatory Single Hole	No Equal	No Equal	K-2805	Hudson	No Equal	No Equal	052-0181	Bucknell	541-1	
Z5834	4" Centerset	4867.004	Regalyn	K-2861	Hudson	No Equal	No Equal	052-0164	Bucknell	541	
Z5838	8" Centerset	4867.008	Regalyn	K-2863	Hudson	No Equal	No Equal	052-0178	Bucknell	540	
Z5841	Z5840 Series: 20" x 18" Cast Iron Wall Hung Lavatory Single Hole	No Equal	No Equal	K-2810	Hudson	No Equal	No Equal	052-0195	Bucknell	551-1	
Z5844	4" Centerset	4869.004	Regalyn	K-2849	Hudson	No Equal	No Equal	052-0174	Bucknell	551	
Z5848	8" Centerset	4869.008	Regalyn	K-2869	Hudson	No Equal	No Equal	052-0188	Bucknell	550	



COMMERCIAL FIXTURES CROSS REFERENCE GUIDE

HOSPITAL/INSTITUTIONAL FIXTURES

Model	Description	American Standard		Kohler		Crane		Eljer		Toto	
		No.	Name	No.	Name	No.	Name	No.	Name	No.	Name
Z5410	Wall Mount, Blowout Service Sink	9512.021	Clinic	K-12867	Camerton	7H544	Sani-Sink	241-0260	Judson	No Equal	No Equal
Z5420	Floor Mount, Siphon Jet Service Sink	9504.010	Clinic	K-6676	Tyrell	5H258 7H538/H537	Newcor Newcor	241-0270	Mercer	No Equal	No Equal
Z5461	Z5460 Series: 28" x 22" Surgeon Sink Single Hole	9047.093	Surgeon	K-12793	Hollister	5H256	Neu-Medic	231-0141	Surgeon	No Equal	No Equal
Z5468	8" Centerset	9047.044	Surgeon	K-12794	Hollister	No Equal	No Equal	231-0144	Surgeon	No Equal	No Equal

SPECIALTY FIXTURES

Model	Description	American Standard		Kohler		Crane		Eljer		Commercial	
		No.	Name	No.	Name	No.	Name	No.	Name	No.	Name
Z5850	Custodial Floor Sink	7441.000	Florwell	K-6710	Whitby	No Equal	No Equal	242-0050	Custodial	871	
Z5880	Z5880 Series: 22" x 18" Cast Iron Service Sink No Punchings	7692.000	Lakewell	K-6718	Bannon	No Equal	No Equal	242-0120	Rollins	867	
Z5888	8" Centerset	7692.008	Lakewell	K-6714	Bannon	No Equal	No Equal	242-0150	Rollins	865	
Z5890	Z5890 Series: 22" x 18" Cast Iron Service Sink No Punchings	7695.000	Akron	K-6719	Bannon	No Equal	No Equal	242-0125	Rollins	868	
Z5898	8" Centerset	7695.008	Akron	K-6715	Bannon	No Equal	No Equal	242-0155	Rollins	866	



COMMERCIAL FIXTURES NUMERICAL PRODUCT INDEX

NUMERICAL PRODUCT INDEX

Product No.	Page No.	Product No.	Page No.	Product No.	Page No.
Z5111	266	Z5540-RH	275	Z5750	277
Z5114	266	Z5540-VL	275	Z5758-U	276
Z5118	266	Z5545	273	Z5759-U	276
Z5121	266	Z5550	275	Z5760	277
Z5124	266	Z5550-10	275	Z5795	277
Z5128	266	Z5550-RH	275	Z5796	277
Z5220	266	Z5550-VL	275	Z5798-U	276
Z5311	278	Z5551	274	Z5799-U	276
Z5314	278	Z5552	274	Z5814	282
Z5318	278	Z5553	274	Z5818	282
Z5321	278	Z5555	273	Z5824	282
Z5321-PED	278	Z5560	272	Z5828	282
Z5324	278	Z5561	272	Z5831	282
Z5324-PED	278	Z5562	272	Z5834	282
Z5328	278	Z5570	272	Z5838	282
Z5328-PED	278	Z5571	272	Z5844	282
Z5329	278	Z5572	272	Z5848	282
Z5329-PED	279	Z5575	273	Z5850	284
Z5341	279	Z5576	273	Z5850-RG	284
Z5341-PED	279	Z5577	273	Z5850-D2	284
Z5344	279	Z5615-BWL	269	Z5850-D3	284
Z5344-PED	279	Z5616-BWL	269	Z5880	284
Z5348	279	Z5617-BWL	269	Z5888	284
Z5348-PED	279	Z5630	269	Z5890	284
Z5351	279	Z5631	269	Z5898	284
Z5354	279	Z5640	269	Z5900-IP2	284
Z5358	279	Z5641	269	Z5900-IP3	284
Z5361	280	Z5655-BWL	269	Z5955SS-AM	285
Z5361-PED	280	Z5656-BWL	269	Z5955SS-EL	285
Z5364	280	Z5657-BWL	269	Z5956SS-AM	285
Z5364-PED	280	Z5665-BWL	269	Z5956SS-EL	285
Z5368	280	Z5666-BWL	269	Z5957SS-EL	285
Z5368-PED	280	Z5667-BWL	269	Z5957SS-RD	285
Z5410	283	Z5670	269	Z5958SS-EL	285
Z5420	283	Z5680	269	Z5958SS-RD	285
Z5420-RG	283	Z5681	269	Z5959SS-JUV	285
Z5461	283	Z5682	269		
Z5468	283	Z5683	269		
Z5530	275	Z5690	269		
Z5530-10	275	Z5691	269		
Z5530-RH	275	Z5692	269		
Z5530-VL	275	Z5693	269		
Z5535	273	Z5708-U	276		
Z5540	275	Z5730	277		
Z5540-10	275	Z5738-U	276		

Commercial Fixtures
Product Index

Please see pages 286-287 for parts pricing.



COMMERCIAL FIXTURES PRICE GUIDE

TERMS and CONDITIONS

TERMS OF PAYMENT

Net payment terms are 2% 30 days, net 31. In addition to prices and freight specified, the Buyer shall pay all sales, consumers or other applicable taxes. A 1-1/2% per month service charge will be added to all past-due invoices. Annual rate of 18%.

LIMITED WARRANTY

All Fixtures sold hereunder are warranted to be free from defects in material and factory workmanship for a period of three (3) years from the date of purchase. We will replace at no cost goods that prove defective provided we are notified in writing of such defects and a Zurn representative inspects the goods. We shall not be responsible for any labor charges or any loss, injury or damages whatsoever, including incidental or consequential damages. The sole and exclusive remedy shall be limited to the replacement of the defective goods. Before installation and use, the purchaser shall determine suitability of the product for his intended use and the purchaser assumes all risk and liability whatever in connection therewith. Where permitted by law, the implied warranty of merchantability is expressly excluded. If the products sold hereunder are "consumer products," the implied warranty of merchantability is limited to a period of one (1) year and shall be limited solely to the replacement of the defective goods. All weights stated in our catalogs and lists are approximate and are not guaranteed.

RETURNED GOODS

Standard cataloged merchandise may not be returned to Zurn Industries, LLC for credit unless prior written approval is obtained by the Buyer from Zurn. Approval will only be granted when material is currently manufactured and listed in the Zurn Fixture Price Guide, January 2011. Credit will be issued on all material returned by permission, at the invoiced purchase price, less a minimum handling fee of 25% and less any expense which might be incurred in reconditioning goods to saleable condition. No returns will be allowed on custom product assemblies that were manufactured in accordance with the customer's specifications. Transportation charges must be prepaid by the Buyer. Credit allowance will be in the form of merchandise credit only – no cash credit.

MINIMUM CHARGE

All orders having a net value of less than \$50.00, we reserve the right to apply a \$50.00 net minimum invoice on faucets and repair parts.

NOTE

All product illustrations, shipping weights, specifications, and published literature are based on authorized information. Although descriptions are thought to be accurate at the time of publication approval, accuracy cannot be guaranteed. Zurn Industries, LLC reserves the right to make changes, without notice. Please contact your local sales representative for the latest information at the time of purchase. Zurn reserves the right to make design or packing revisions without notice.

FREIGHT

All sales are F.O.B. Abilene, Texas. Zurn Industries, LLC will allow full freight allowance only on Zurn Commercial Fixture Systems orders of \$7,500.00. This full freight allowance is when the shipment is within the continental United States and has a destination of the Buyer's standard address or job location. Routing of shipment shall be determined at the sole discretion of Zurn Industries, LLC Commercial Fixture Systems orders may be combined with Zurn Commercial Faucet and Flush Valve orders to meet full freight allowance terms.

DAMAGE IN TRANSIT/SHORTAGE

All precautions are taken at the factory against breakage or any damage in transit. It is the Buyer's responsibility to inspect all products for damage or shortage. Any damage or shortage of product should be noted before accepting shipment. Claims for damage or shortage are to be filed by the Buyer against the freight carrier.

CREDIT

All orders are subject to credit approval by Zurn Industries, LLC Credit Department in Erie, Pennsylvania, prior to the acceptance of the order. Orders may be refused, delivery may be withheld, or shipment stopped in transit on orders accepted without any liability on Zurn Industries, LLC's part, if, in its sole option, the Buyer's ability to pay for the merchandise or the terms and conditions contained herein are in doubt.



ZURN INDUSTRIES, LLC
COMMERCIAL BRASS OPERATION
5900 ELWIN BUCHANAN DRIVE · SANFORD, NC 27330
PHONE: 1-800-997-3876 · FAX: 919/775-3541
www.zurn.com

In Canada:
ZURN INDUSTRIES LIMITED
3544 NASHUA DRIVE · MISSISSAUGA, ONT L4V 1L2
PHONE: 905/405-8272 · FAX: 905/405-1292

Form No.CB02, Rev. 9/11

zurn.com