


ROTHENBERGER

pipetool technologies at work

2012/2013







Welcome to the world of ROTHENBERGER.

The ROTHENBERGER product program stands for quality and technology from one source. With this we offer our customers a comprehensive partnership for the future. Having manufactured and sold more than 5,000 products, ROTHENBERGER has the most extensive program for modern premium piping tools and machines worldwide. Technological innovative products are offered in 11 application groups for installation, service & repair, refrigeration & air-conditioning technology and general-purpose tools.

- Cutting
- RODIA® Diamond Core Drilling & Cutting
- Bending
- Bonding
- Testing & Leak Detection
- Freezing
- Inspection & Locating
- Flushing & Pipe Cleaning
- ROWELD® Plastic Pipe Welding
- Refrigeration & Air-Conditioning Technology
- General-Purpose Tools




We give our all, so that you have the best tool in your hand.

Our customers are our focus in everything we do. All processes are directed so that our customer satisfaction reaches 100%.

That is why research and development based on the precise knowledge of the market and the users needs are extremely important to us at ROTHENBERGER, which is impressively displayed with our 150 international patents and registered trademarks.

In both TEC Centers, Kelkheim/Germany and Abadiano/Spain, we are developing the innovative products needed to provide solutions and meet the challenges of tomorrow. At many of our international locations, our engineers are researching and developing solutions for the local markets.

The collaboration with end-users and experts all over the world is an essential element to our innovations process. We want to recognize and understand the applications for which an adequate tool is not yet available. In order to improve our time to market, we have consequently implemented the ROTHENBERGER Idea-to-Value-Process 12V.



As a matter of course, we continue to work with this same intensity on product advancements in our current program.

As part of our company culture we have committed ourselves to a continued optimization in the process and product quality. Within the framework of our program ROTHENBERGER Operational Excellence - ROPEX - we are working with a standardised improvement method and are directing our goals on internal and external benchmarks.

On the basis of process and technological know-how, new information technology and synergetic effects are continually refined by our quality management.

"The development of technologically high-quality products, as well as the qualification of our employees and end-users, is a defining factor in our success", confirmed CEO Dr. Helmut Rothenberger, "That is why we, as a family business and regardless of developing market conditions, will continue to focus on competence and innovative supportive activities in all our future business activities."

For more information about our various activities and distinctive customer service visit:

www.rothenberger.com



Quick help and the best possible service.

The two global logistic centers in Germany and Spain deliver merchandise directly to our trade partners in more than 12 European countries. Together, with other local logistic centres in 21 countries, they build the international ROTHENBERGER supply chain network.

The stock supply of ROTHENBERGER core products, short lead times, optimal processes, state of the art high bay racking and efficient transport systems, are the keys to being able to supply 97% of our customers within 48 hours.

ROTHENBERGER has a network of over 150 certified service stations available worldwide. With the service equipment standards, training of the service personnel, the documentation and the spare-part supply, every ROTHENBERGER customer is guaranteed to receive the best possible service world wide. We place special value on short service lead times, so that our customers can get back to work as quickly as possible.

In the ROTHENBERGER call centres, customer questions regarding the product and its range of uses, are answered competently and in the respective language.



We are there where you need us.

Everywhere in the world where pipes are connected, installed, tested or serviced, ROTHENBERGER tools are being used. In the last few years we have expanded our global presence and are now represented in over 90 countries.

Regardless in which country we are represented, product responsibility all the way to the end-user is our number one priority. More than 500 sales representatives worldwide help make the quality and technology of ROTHENBERGER tools vivid. Over 200 specially equipped demonstration vehicles, a qualified partnership with the retail market and exhibits in more than 120 trade shows are further guarantees of our close contact to you and your craft.



Water and energy for the poorest regions of the world: TOOLS FOR LIFE Foundation.

Like the arteries in the human body, piping brings people the urgently needed water and energy required to live - and often survive.

It is for this reason that TOOLS FOR LIFE was founded. The goal of the foundation is to offer worldwide support for projects that focus on water and energy supply. To this end, we are supporting people whose daily work

focuses on creating and maintaining these lifelines by providing them with products, donations, know-how and with on-site assignments of ROTHENBERGER employees.

If you also would like to support TOOLS FOR LIFE please visit: www.toolsforlife-foundation.de

Content

Applications

Page

Installation					Cutting	10		1
					RODIA® Diamond-Core Drilling & Cutting	34		2
					Bending	60		3
					Bonding	80		4
Service & Maintenance					Testing & Leak Detection	172		5
					Freezing	184		6
					Inspection & Locating	190		7
					Flushing & Pipe Cleaning	206		8
ROWELD®					ROWELD® Plastic Pipe Welding	244		9
Cold & Climate					Refrigeration & Air-Conditioning Technology	270		10
General-Purpose Tools					General-Purpose Tools	290		11
Table of Contents				Table of Contents by Application		328		12
				Table of Contents Alphabetical / Numerical, Pictograms / Abbreviations		330		13



Cutting

1



Cutting Metal Manual

Tube Cutter for Copper & Steel	12 - 16
Tube Cutter for Stainless Steel (INOX) & Steel	16 - 18
Cutting Wheels & Spare Parts	19

Cutting Plastic / MSR Manual

Plastic Pipe Shears	20 - 21
Tube Cutter for Plastic	22 - 23
Tube Cutter for MSR	23

Sawing Manual

Hand Saws & Saw Blades	24
------------------------	----

Sawing Electric

Band Saws	25
Pipe Saws	26 - 28
Universal Saws	29
Saw Blades	30

Deburring, Chamfering & Calibration

Universal Internal & External Deburrer	31
Deburrer for Metal	32
Chamfering Unit for Plastic	32
Deburrer for MSR	33

Cutting

1

Cutting Metal Manual

TUBE CUTTER 35 / 42 Pro

Proven pipe cutter for the precise cutting of pipes
Ø 6 - 42 mm (1/4 - 1.5/8")



Product Profile

APPLICATION AREA

TC 35 / TC 42

For copper, brass, aluminium, thin-walled steel pipes
TC 35 Ø 6 - 35 mm / TC 42 Ø 6 - 42 mm

TC 35 MSR / TC 42 Pro MSR

PE, PP, PVDF, plastic coated pipes, PVC hard plastic pipes

INOX TC 35 / INOX TC 42 Pro

Stainless steel pipes INOX TC 35 Ø 6 - 35 mm /
INOX TC 42 Ø 6 - 42 mm

KEY FEATURES

- Optimal for confined spaces
- Quick adjustment of the working area
- Spare cutter wheel in handle
- Cuts near to flares are possible
- Retractable internal pipe deburrer
- Robust and extremely stable

Metal casing with DURAMANT® coating:
Robust and extremely stable!



For copper and aluminium



For MSR-pipes



For INOX (Stainless Steel)-pipes



For refrigeration technology






TUBE CUTTER 35 DURAMAG® Counter Display

Counter display includes six TUBE CUTTER 35 DURAMAG®

Product Profile

APPLICATION AREA

- Improved performance
- Higher stability with noticeably less weight



Constant, tight working radius of 123 mm



100% magnesium body up to 30% lighter compared to previous model!



No. 070027DB

Model	mm	inch	g	mm	mm	No.
TUBE CUTTER 35 DURAMAG® (Cu, brass, Al, thin-walled pipe)	6 - 35	1/4" - 1.3/8"	255	1	4	70027
TUBE CUTTER 35 DURAMAG® Display	6 - 35	1/4" - 1.3/8"	1700	1	6	070027DB
TUBE CUTTER 35 C (for refrigeration)	6 - 35	1/4" - 1.3/8"	470	1	4	070027C
TUBE CUTTER 35 DURAMAG® MSR	6 - 35	1/4" - 1.3/8"	470	1	4	70108
TUBE CUTTER 42 PRO (Cu, brass, thin-walled steel pipe)	6 - 42	1/4" - 1.5/8"	540	1	4	70029
TUBE CUTTER 42 PRO MSR	6 - 42	1/4" - 1.5/8"	540	1	4	70109
TUBE CUTTER 42 PRO PVC	6 - 42	1/4" - 1.5/8"	540	1	4	70072
INOX TUBE CUTTER 35 PRO DURAMAG® (stainless steel)	6 - 35	1/4" - 1.3/8"	470	1	4	70055
INOX TUBE CUTTER 42 PRO	6 - 42	1/4" - 1.5/8"	540	1	4	70070

ROTRAC 28 / 42

High-precision pipe cutter,
Ø 3 - 42 mm (1/8 - 1.5/8")



KEY FEATURES

- Constant working radius
- Cast aluminium design
- Protection of the cutter wheel with the rolling stop
- Retractable internal deburrer and spare cutter wheel in handle
- Protected screw spindle – protection against dirt and jamming




Casing made in one cast
Stable and long-lasting

Model	mm	inch	g	No.	Description	g	No.
ROTRAC 28	3 - 28	1/8 - 1.1/8"	220	70010	Spare cutter wheel (contains 5 pcs.) Cu, Al, brass	20	070007D
ROTRAC 42	6 - 42	1/4 - 1.5/8"	255	70011	Spare axle	5	70080

Accessories

Model	No.	No.
Internal / External deburrer	31	70075
GRATFIX	32	21655
UNIGRAT	32	21660
Spare cutter	19	



Cutting

Cutting Metal Manual

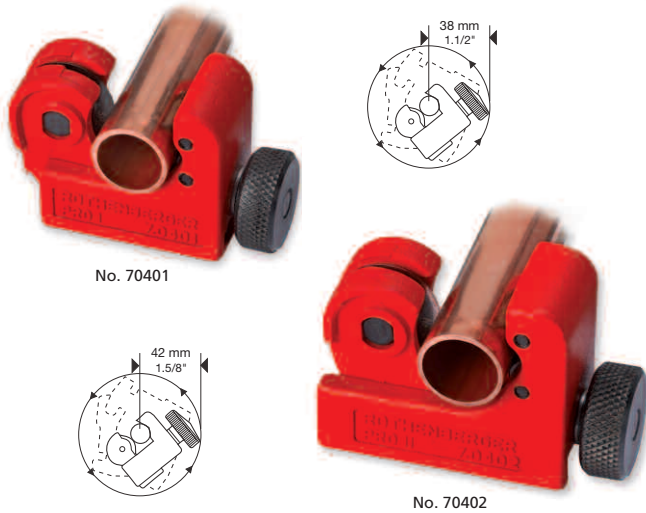
1



MINICUT I PRO / II PRO

Copper pipe cutter Ø 3 - 22 mm (1/8 - 7/8")

Ideal for maintenance and repair work!



KEY FEATURES

- For copper, brass, aluminium, thin-walled steel pipes
- Handy design with small working radius (38 mm and/or 1.1/2" I PRO/42 mm and/or 1.5/8" II PRO) allows for use in hard-to-reach places
- Effortless pressure control with the large knurled knob and handy design
- Two guide rollers with recess for cuts near flares
- Monoblock design allows delivery precision

Model	mm	inch	g		No.
MINICUT I PRO	3 - 16	1/8 - 5/8"	115	1 4	70401
MINICUT II PRO	6 - 22	1/4 - 7/8"	125	1 4	70402
Spare cutter wheel			20	1(5)	070017D
Spare axle			5	1	70041

MINICUT 2000

Copper pipe cutter Ø 6 - 22 mm (1/4 - 7/8")

Ergonomic design of body and knob with seating surface for the hand during turning



KEY FEATURES

- For copper, brass, aluminium, thin-walled steel pipes
- Handy design with small working radius (45 mm and/or 1.3/4") allows for use in hard-to-reach places
- Effortless pressure control with the large knurled knob and handy design
- Two guide rollers with recess for cuts near flares

Model	mm	inch	g		No.
MINICUT 2000	6 - 22	1/4 - 7/8"	140	1 4	70105
Spare cutter wheel			20	1(5)	070017D
Spare axle			5	1	70041

MINI MAX

Copper pipe cutter Ø 3 - 28 mm (1/8 - 1.1/8")

Ergonomic design of body and knob with seating surface for the hand during turning



KEY FEATURES

- For copper, brass, aluminium, thin-walled steel pipes
- Handy design with very small working radius (58 mm and/or 2.1/4") allows for use in hard-to-reach places
- Effortless pressure control with the large knurled knob and handy design
- Two guide rollers with recess for cuts near flares

Model	mm	inch	g		No.
MINI MAX	3 - 28	1/8 - 1.1/8"	270	1 4	70015
Spare cutter wheel			20	1(5)	070017D
Spare axle			5	1	70041



TUBE CUTTER 30 PRO / 50

Copper pipe cutter Ø 3 - 50 mm (1/8 - 2")

KEY FEATURES

- For copper, brass, aluminium, thin-walled steel pipes
- Two guide rollers with recess for cuts near flares
- Retractable internal deburrer and spare cutter wheel in handle



No. 71019

Model	mm	inch	g		No.
TUBE CUTTER 30 PRO	3 - 30	1/8 - 1.1/8"	305	1 4	71019
TUBE CUTTER 50	12 - 50	1/2 - 2"	520	1 4	70065

Model	g		No.
Spare cutter wheel (contains 5 pc.)	20	1	070017D
Spare axle	5	1	70041

Automatic Ratchet Telescopic Pipe Cutter

Telescopic pipe cutter Ø 6 - 67 mm (1/4 - 25/8")

KEY FEATURES

- For copper, brass, aluminium, thin-walled steel pipes, as well as plastic coated pipes
- Retractable internal deburrer and spare cutter wheel in handle
- Monoblock design
- Quick adjustment with the ratchet telescopic guide with automatic spring-driven release
- Self-clamping prevents release due to quick adjustment during the cutting process



No. 70030

Model	mm	inch	g	No.
Size 1	6 - 67	1/4 - 25/8"	755	70030
Size 1 Spare deburring blade			5	21652
Size 1 Spare cutter wheel (5 pcs.)			20	070017D
Size 2 Spare cutter wheel (2 pcs.)			20	070057D
Size 2 Spare deburring blade			5	21652


Model	mm	inch	g	No.
Size 2	50 - 127	2 - 5"	1850	70142
Size 1 Spare axle			20	70042
Size 1 Spare deburrer complete			5	7500041
Size 2 Spare axle			5	70149

Chain Pipe Cutter

For pipes Ø 20 - 100 mm (1 - 4")

KEY FEATURES

- For copper, brass, aluminium, thin-walled steel pipes, as well as plastic coated pipes
- Ideal for working in confined spaces, e.g. parallel-running pipes
- Stable chain with 15 mini cutter wheels, two-step adjustment, chrome plated with plastic covered handles




No. 70285

Model	mm	inch	g	No.
Chain pipe cutter	20 - 100	1 - 4"	575	70285
Spare cutter wheel chain			180	70286

ACCESSORIES

Description		No.
Internal / External deburrer	31	70075
GRATFIX	32	21655
UNIGRAT	32	21660
Spare cutter wheel	19	



Cutting

Cutting Metal Manual

1




ROSLICE®

Copper pipe cutter Ø 12 - 22 mm (1/2 - 1.1/8")




Ergonomic form

Less space needed, ideal for hard-to-reach places



Pipe cutting possible near the wall



Indicates rotating direction

Quick cutting with just a few turns

KEY FEATURES

- Quick cutting of copper pipes with less turns
- No deformation of the pipe: self-clamping and self-alignment
- Less space required, ideal for hard-to-reach places
- Reliable hold with the non-slip surface

Self-clamping and self-alignment

Prevents the deformation of the pipe

Non-slip surface

Reliable grip

Model	mm/inch	mm	g	No.
ROSLICE®	12 mm	1	240	88812
ROSLICE®	15 mm	1	230	88815
ROSLICE®	18 mm	1	260	88818
ROSLICE®	22 mm	1	250	88822
Spare cutter wheel	1.1/8", 12 mm	5	36.3	088840D
Spare cutter wheel	5/8"-7/8", 15-22 mm	5	34.6	088841D
Spare cutter wheel	1/2"-3/4", 18 mm	5	374	088842D

INOX TUBE CUTTER 30 PRO


Stainless steel pipe cutter Ø 3 - 30 mm (1/8 - 1.1/8") for the precise cutting of stainless steel pipes

INOX!



2 guide rollers with recess

Cut near flares



Precise cutting of stainless steel pipes



Internal deburrer

Retractable

Cutter wheel compartment

Spare cutter wheel always within reach

KEY FEATURES

- Retractable internal deburrer and spare cutter wheel in handle
- Two guide rollers with recess for cuts near flares

Model	mm	inch	g	No.
INOX TC 30 PRO	3 - 30	1/8 - 1.1/8"	305	4 71085
Spare cutter wheel (contains 5 pcs.)			20	1(5) 070056D
Spare axle			5	70041



INOX!


INOX TUBE CUTTER

Ratchet telescopic pipe cutter Ø 10 - 54 mm (1/4 - 21/8") for the precise cutting of stainless steel pipes

KEY FEATURES

- Quick adjustment with the ratchet telescopic guide with automatic spring-driven release

12 x ball bearings!



Model	mm	inch	g		No.
INOX TUBE CUTTER	10 - 54	1/4 - 21/8"	305	4	70340
Spare cutter wheel			20	1(2)	70341

INOX TUBE CUTTER 35 / 42 PRO

Proven pipe cutter Ø 6 - 42 mm (1/4 - 1.5/8") for the precise cutting of stainless steel pipes

INOX!

KEY FEATURES


- Hardened, special cutter wheel made of high-alloyed steel
- External burr-free cutting
- Stainless steel guide rollers
- Stainless-steel guide rolls, cuts near flares possible
- Optimum use in tight places
- Quick adjustment of the working area
- Retractable pipe internal deburrer
- Robust and extremely stable



Model	mm	inch	g	No.
INOX TC 35	6 - 35	1/4 - 1.3/8"	440	70055
INOX TC 42 PRO	6 - 42	1/4 - 1.5/8"	510	70070
Spare cutter wheel (contains 5 pcs.)			20	070056D
Spare deburring blade			10	21652

ACCESSORIES

Model		No.
Internal / External deburrer	31	70075
GRATFIX	32	21655
UNIGRAT	32	21660
Spare cutter wheels	19	



Cutting

Cutting Metal Manual

1



ENORM 4"

Steel pipe cutter Ø 60 - 115 mm (2 - 4")


KEY FEATURES

- Wide rollers for secure guiding of cutter wheel on pipe
- Easy pressure control for optimum force transmission onto the pipe

Thread for handle



Handle (included in delivery)



KEY FEATURES

- Long service life with the hardened cutter wheel made of high alloy steel
- Burr-free cutting allows immediate thread cutting

Model	mm	inch	g	No.	Model	g	No.
ENORM 4"	60 - 115	2 - 4"	7105	70060	Spare axle	5	70064
Spare cutter wheel (contains 2 pcs.)				20	070061D		

SUPER 1.1/4" and 2"

Steel pipe cutter Ø 10 - 60 mm (1/4 - 2")

KEY FEATURES (SUPER/INOX SUPER)

- Wide rollers for secure guiding of cutter wheel on pipe
- Easy pressure control for optimum force transmission onto the pipe



INOX SUPER 1.1/4" and 2"

Stainless steel pipe cutter Ø 10 - 60 mm (1/4 - 2")

KEY FEATURES (SUPER/INOX SUPER)

- Long service life with the hardened cutter wheel made of high alloy steel
- Burr-free external cutting allows for immediate thread cutting



INOX!

Precise cutting of stainless steel pipes



Model	mm	inch	g	No.	Model	mm	inch	g	No.		
SUPER 1.1/4"	10 - 42	1/4 - 1.1/4"	1040	70040	INOX SUPER 1.1/4"	10 - 42	1/4 - 1.1/4"	1040	70086		
SUPER 2"	10 - 60	1/8 - 2"	2155	70045	INOX SUPER 2"	10 - 60	1/8 - 2"	2155	70087		
1.1/4" Spare cutter wheel (contains 3 pcs.)				20	070046D	1.1/4" Spare cutter wheel (contains 2 pcs.)				20	070088D
1.1/4" Spare axle				5	70048	1.1/4" Spare axle				5	70048
2" Spare cutter wheel (contains 3 pcs.)				20	070051D	2" Spare cutter wheel (contains 2 pcs.)				20	070089D
2" Spare axle				5	70053	2" Spare axle				5	70053

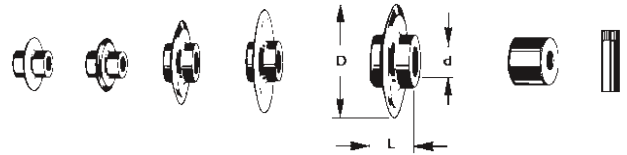
ACCESSORIES



Description		No.
Internal / External deburrer	31	70075
GRATFIX	32	21655
UNIGRAT	32	21660
Spare cutter wheel	19	

Pipe Cutters, Cutting Wheels and Spare Parts

Only original ROTHENBERGER Cutting wheels made of high-alloyed hardened steel guarantee an exact, right-angled cut



Pipe cutter type	Model for pipe - Ø	No.	Cutting wheel No.	Sizes d, L, D mm	Cutting depth	Spare axle No.	Ø mm Length mm Thread	Spare roller No.	Deburring blade No.	Application area
MINICUT I PRO MINICUT II PRO	3 - 16 mm	70401	070017D	4.8 / 595 / 185	3.0	70041	4.7 / 14 / M3	70023	-	Copper pipe (Cu), Brass pipe (Ms), Aluminium pipe (Al), thin-walled Steel pipe (Fe), PVC hard plastic pipe Plastic coated pipe
	6 - 22 mm	70402	070017D	4.8 / 595 / 185	3.0	70041	4.7 / 14 / M3	70023	-	
MINICUT 2000	3 - 22 mm	70105	070017D	4.8 / 59 / 185	3.0	70041	4.7 / 14 / M3	-	-	Copper pipe (Cu), Brass pipe (Ms), Aluminium pipe (Al), thin-walled Steel pipe (Fe), PVC hard plastic pipe Plastic coated pipe
MINIMAX	3 - 28 mm	70015	070017D	4.8 / 59 / 185	3.0	70041	4.7 / 14 / M3	-	-	
TUBE CUTTER 30 PRO	3 - 30 mm	71019	070017D	4.8 / 59 / 185	3.0	70041	4.7 / 14 / M3	70067	-	Copper pipe (Cu), Brass pipe (Ms), Aluminium pipe (Al), thin-walled Steel pipe (Fe), PVC hard plastic pipe Plastic coated pipe
TUBE CUTTER 35 + 35 C TUBE CUTTER 42 PRO	6 - 35 mm 6 - 42 mm	070027 (C) 70029	070017D 070017D	4.8 / 595 / 185 4.8 / 595 / 185	3.0 3.0	70041 70041	4.7 / 14 / M3 4.7 / 14 / M3	70067 70067	21652 21652	
TUBE CUTTER 35 MSR TUBE CUTTER 42 PRO MSR	6 - 35 mm 6 - 42 mm	70108 70109	070188D 070188D	4.8 / 59 / 193 4.8 / 59 / 193	3.0 3.0	70041 70041	4.7 / 14 / M3 4.7 / 14 / M3	70067 70067	21652 21652	Multi-layered composite pipe
TUBE CUTTER 50	12 - 50 mm	70065	070017D	4.8 / 59 / 185	3.0	70006	4.7 / 16 / M4	-	-	
AUTOMATIK Pipe Cutter	Size 1 6 - 67 mm	70030	070017D	4.8 / 59 / 185	3.0	70041	4.7 / 16 / M4	-	21652	Cu, Ms, Al, Fe thin-walled.
		70031	070028D	4.8 / 11 / 290	70	70041	4.7 / 16 / M4	-	21652	PE-, PP-, VPE, PB- and PVDF pipes
		70142	070057D	8 / 11 / 290	70	70149	79 / 23.5 / 1/4"	-	21652	thin-walled. Cu, Ms, Al, Fe
	Size 2 50 - 127 mm	70032	055054D	8 / 11 / 40.0	13.0	70149	79 / 23.5 / 1/4"	-	21652	PE-, PP-, VPE, PB- and PVDF pipes
			055053D	8 / 11 / 30.5	86	70149	79 / 23.5 / 1/4"	-	21652	thin-walled. PP pipes
			055074D	8 / 11 / 45.0	16.0	70149	79 / 23.5 / 1/4"	-	21652	PE-, PP-, VPE, PB- and PVDF pipes
Size 3 100 - 168 mm	70033	055053D	8 / 11 / 30.5	86	70149	79 / 23.5 / 1/4"	-	21652	thin-walled. PP pipes	
TUBE CUTTER 28	3 - 28,0 mm	70010	070007D	4.8 / 3 / 16	25	70080 + 70081	4.7 / 9 / SR	80679	-	Cu, Ms, Al, Fe thin-walled.
TUBE CUTTER 42	3 - 42 mm	70011	070007D	4.8 / 3 / 16	25	70080 + 70081	4.7 / 9 / SR	80679	-	Cu, Ms, Al, Fe thin-walled.
TUBE CUTTER 42 PRO PVC	6 - 42 mm	70072	070028D	4.8 / 6 / 23.6	70	70041	4.7 / 14 / M3	70067	-	PE-, PP-, VPE, PB- and PVDF pipes
Steel Pipe Cutter SUPER	1/8" - 1.1/4"	70040	070046D	75 / 13.5 / 26	55	70048	74 / 30 / -	70047	-	Steel pipe Steel pipe
	1/8" - 2"	70045	070051D	90 / 19 / 31.5	70	70053	89 / 35 / -	70052	-	
Steel Pipe Cutter ENORM	2" - 4"	70060	070061D	97 / 27 / 41.5	70	70064	94 / 52 / -	70063	-	Steel pipe
INOX TUBE CUTTER 30 PRO	3 - 30 mm	71085	070056D	4.8 / 59 / 185	4.0	70041	4.7 / 14 / M3	70068	-	Stainless steel pipe
INOX TUBE CUTTER 35 INOX TUBE CUTTER 42 PRO	6 - 35 mm 6 - 42 mm	70055 70070	070056D 070056D	4.8 / 59 / 185 4.8 / 59 / 185	4.0 4.0	70041 70041	4.7 / 14 / M3 4.7 / 14 / M3	70068 70068	21652 21652	Stainless steel pipe
INOX SUPER	1/8" - 1.1/4"	70086	070088D	75 / 13.5 / 26	55	70048	74 / 30 / -	70047	-	Stainless steel pipe Stainless steel pipe
	1/8" - 2"	70087	070089D	90 / 19 / 31.5	70	70053	89 / 35 / -	70052	-	
Chain Pipe Cutter	100 mm	70285	-	4.0 / 3.8 / 178	3.0	-	-	Spare chain 70286		Cu, Ms, Al, Fe thin-walled.

Cutting

1

Cutting Plastic / MSR Manual

ROCUT®

Plastic pipe shears up to Ø 75 mm (3")

The ROTHENBERGER plastic pipe shears for the highest quality requirements. Knife blades deliver clean and straight cuts on pipe diameters up to 75 mm and especially for all the current plastic types

used in installations. The aluminium construction guarantees precise operation and long professional service use.

Product Profile

APPLICATION AREA

For precise cutting of PP, PE, PEX, PB and PVDF pipes up to Ø 75 mm

KEY FEATURES

- Minimum effort during cutting
- Precise right-angled cuts
- Pin-point precision without deformation
- Precise pressure transfer and guided cutter feed
- Automatic, controlled opening of the blade at the push of a button

KEY FEATURES

- Secure grip with the rubberised handles
- Shear arms lockable in transport position

TECHNICAL DATA

ROCUT® Professional:

TC 42: Ø 0 - 42 mm

TC 50: Ø 0 - 50 mm

TC 63: Ø 0 - 63 mm

TC 75: Ø 0 - 75 mm


ROCUT® Standard:

TC 26: Ø 0 - 26 mm

TC 32: Ø 0 - 32 mm

PS 35: Ø 6 - 35 mm

PS 26/42: Ø 6 - 42 mm



Structural unit of shaft and blade

Precise pressure transfer and guided cutter feed

Rust-free steel blade with V-edge

Pin-point precision without deformation

Release lever

Automatic, controlled opening of the blade at the push of a button

Rubberised handle

Secure grip

Ideally meshed cutting curve

Minimum effort during cutting

No. 52000

Lockable lever

Shear arms lockable in transport position

Wide pipe support

Precise right-angled cuts

ROCUT® TC 50 / TC 75 Professional

Plastic pipe shears up to Ø 75 mm (3")



No. 52010



No. 52015

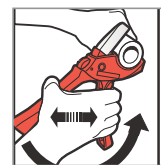
ROCUT® TC 26 / TC 32 PS 26 / PS 42 S / PS 35 S

Plastic pipe shears up to Ø 42 mm (1.5/8")

(TC 32 for multi-layer composite pipes MSR)



No. 52005



No. 52040

ROCUT® TC 63 Professional

Plastic pipe shears up to Ø 63 mm (2 1/2")

(TC 63 Professional for PVC pipes)



No. 52030



No. 55005 / No. 55015

Model	mm	inch	g		No.
ROCUT® TC 26 Professional	0 - 26	0 - 1.1/4"	370	1 4	52005
ROCUT® TC 32 Professional	0 - 32	0 - 1.3/8"	220	1 4	52040
ROCUT® PS 35	6 - 35	1/4 - 1.3/8"	740	1 20	55005
ROCUT® PS 26 / 42 S adjustable	6 - 42	1/4 - 1.5/8"	950		55015
ROCUT® TC 42 Professional	0 - 42	0 - 1.5/8"	447	1 4	52000
ROCUT® TC 50 Professional	0 - 50	0 - 2"	600	1 4	52010
ROCUT® TC 63 Professional	0 - 63	0 - 2 1/2"	700	1	52030
ROCUT® TC 75 Professional	0 - 75	0 - 3"	1,600	1	52015

ACCESSORIES

No.	Description	mm	inch	g	No.
No. 52041	Spare stainless steel blade for TC 32 Professional	0 - 32	0 - 1.3/8"	120	52041
No. 55006	Spare stainless steel blade for PS 35 S	6 - 35	1/4 - 1.3/8"	30	55006
No. 55007	Spare stainless steel blade for PS 26 / 42 S	6 - 42	1/4 - 1.5/8"	60	55007
No. 52042	Spare stainless steel blade for TC 42 Professional	6 - 42	0 - 1.5/8"	120	52042
No. 52011	Spare stainless steel blade for TC 50 Professional	0 - 50	0 - 2"	120	52011
No. 52031	Spare stainless steel blade for TC 63 Professional	0 - 63	0 - 2.1/2"	130	52031
No. 52016	Spare stainless steel blade for TC 75 Professional	0 - 75	0 - 3"	190	52016

Description	mm	inch	g	No.
Spare stainless steel blade for TC 32 Professional	0 - 32	0 - 1.3/8"	120	52041
Spare stainless steel blade for PS 35 S	6 - 35	1/4 - 1.3/8"	30	55006
Spare stainless steel blade for PS 26 / 42 S	6 - 42	1/4 - 1.5/8"	60	55007
Spare stainless steel blade for TC 42 Professional	6 - 42	0 - 1.5/8"	120	52042
Spare stainless steel blade for TC 50 Professional	0 - 50	0 - 2"	120	52011
Spare stainless steel blade for TC 63 Professional	0 - 63	0 - 2.1/2"	130	52031
Spare stainless steel blade for TC 75 Professional	0 - 75	0 - 3"	190	52016

Cutting

Cutting Plastic / MSR Manual

1



TUBE CUTTER 67 / 125 / 168 PL Automatic

Telescopic ratchet pipe cutter
Ø 6 - 168 mm (1/4 - 6.5/8")



Product Profile

APPLICATION AREA

For precise cutting of PP, PE, PEX, PB and PVDF pipes as well as sound-insulated drain pipes

KEY FEATURES

- Maximum strength with the monoblock aluminium construction
- Optimum, fatigue-free operation with the ergonomically optimised metal handle
- Fast adjustment on the tube's outer diameter with the telescopic ratchet guide
- Fast opening with automatic retraction
- Internal pipe deburrer retracts into cutter body
- Hardened, specially-sharpened cutter wheels

TECHNICAL DATA

TC 67 PL:	6 - 67 mm	1/4 - 25/8"
TC 125 PL:	50 - 125 mm	2 - 5"
TC 168 PL:	110 - 168 mm	4 - 6.5/8"



No. 70033

Removable internal pipe deburrer



No. 070031D



Model	mm	inch	Cutting depth	kg		No.
TC 67 PL	6 - 67	1/4 - 25/8"	7.0	0.7	1	70031
TC 125 PL	50 - 125	2 - 5"	13.0	1.6	1	70032
TC 168 PL	110 - 168	4 - 6.5/8"	16.0	1.7	1	70033
Counter display TC 67 PL					1 (4)	070031D
Spare cutter wheels for TC 67 PL			7.0	0.1	3	070028D
Spare cutter wheels for TC 125 PL			13.0	0.2	3	055054D
Special size TC 125 PL			8.6	0.1	2	055053D
Spare cutter wheels for TC 168 PL			16.0	0.2	2	055074D
Special size TC 168 PL			8.6	0.1	2	055053D

Jacket Pipe Cutter

For cutting of grooved plastic protective pipe (corrugated hose) up to 32 mm

KEY FEATURES

- Ideal tool for the removal of the protective hose on pipes
- Very robust and can be used everywhere
- Simple and precise use
- Saves huge amounts of time in comparison to conventional use of a blade



Model	mm	No.
Jacket pipe cutter	0-32 mm	21500
Spare blade ROCUT PPD		21505



TUBE CUTTER 35 MSR / 42 PRO MSR/ 42 PRO PVC

Telescopic pipe cutter Ø 6 - 42 mm (1/4 - 1.3/8")

Product Profile

APPLICATION AREA

TUBE CUTTER 35 MSR and 42 MSR PRO for multi-layer composite pipe TUBE CUTTER 42 PRO PVC for PVC pipes

KEY FEATURES

- Space-saving work, also in confined spaces, uniform, small working radius of 123 mm
- Right-angled and burr-free cutting with precise telescopic guidance
- Fast and simple adjustment of the working range due to the feed being synchronised with the feeder rotation
- Optimum, fatigue-free operation with the optimised ergonomic handle
- Only one tool for cutting and deburring, integrated, retractable internal pipe deburrer
- Spare cutter wheel in the handle

TECHNICAL DATA

TC 35 MSR:	6 - 35 mm	1/4 - 1.3/8"
TC 42 PRO MSR:	6 - 42 mm	1/4 - 1.5/8"
TC 42 PRO PVC:	6 - 42 mm	1/4 - 1.5/8"



No. 70108

Model	mm	inch	g	kg	No.	
TC 35 MSR	6 - 35	1/4 - 1.3/8"	440	1	10	70108
Spare cutter wheels TC 35/42 MSR	19			1	5	070188D

Model	mm	inch	g	kg	No.	
TC 42 PRO MSR	6 - 42	1/4 - 1.5/8"	510	1	10	70109
TC 42 PRO PVC	6 - 42	1/4 - 1.5/8"	510	1	4	70072
Spare cutter wheels TC 42 PVC			10		3	070028D

PLASTICUT + / PLASTICUT PEX / PLASTICUT PVC

For quick, clean and right angled cuts on MLCP, PEX and PVC pipes

KEY FEATURES

- Fast Cut: Quick cutting with just a few turns
- Flexible casing, allows cutting on smaller diameters
- Less space required, ideal for hard-to-reach places
- No deformation of the pipe: self-clamping and self-alignment
- Readjustment not necessary

- No deformation of the pipe!
- No fraying of the cut edge!
- Chipless pipe cutting!



Indicates rotating direction

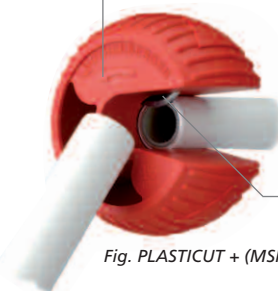


Fig. PLASTICUT + (MSR)

Fig. PLASTICUT PEX

Best contact with the pipe
Straight cut





Fig. PLASTICUT PVC



Instructions:
Click PLASTICUT on the pipe, gently press closed and then turn PLASTICUT around the pipe (please pay attention to the direction of rotation!)

Model	mm	No.
PLASTICUT + (MSR)	16 mm	88716
PLASTICUT + (MSR)	20 mm	88720
PLASTICUT + (MSR)	25/26 mm	88726
PLASTICUT + (MSR)	32 mm	88732
PLASTICUT + (MSR, 3 piece set)	16, 20, 25/26 mm	88700
PLASTICUT PEX	10 mm	59010
PLASTICUT PEX	15 mm	59015
PLASTICUT PEX	20 mm	59020
PLASTICUT PEX	22 mm	59022
PLASTICUT PEX	25 mm	59025
PLASTICUT PEX	28 mm	59028
PLASTICUT PVC	32 mm	59035
PLASTICUT PVC	40 mm	59042
PLASTICUT PVC	50 mm	59050
Spare blade PLASTICUT + (MSR)		88777
Spare blade plastic type A (3 pcs.) 10 mm, 15 mm, 20 mm, 22 mm, 32 mm 40 mm, 50 mm		59000
Spare blade plastic type B (3 pcs.) 25 mm, 28 mm,		59001

Cutting

Sawing Manual

1




ROBO Super

Safety saw frame

- Reduces accidents: safety handle with exact guidance
- Room for spare blades in holder
- Optimum saw blade tensioning: quick tensioning device with fine adjustment integrated in handle
- Ideal for cutting in confined spaces: 90° rotatable





Model	Clamping width mm	 g	No.
ROBO Super saw frame including saw blade HSSE 4 Plus (No. 71213)	300	680	71206

Metal Saw Frame

- Solid design, massive, stable holder
- With cross-slotted squared clamping elements
- Reliable captive blade holding pin
- Firm wooden handle

Cross-slotted squared clamping piece




Model	Clamping width mm	 g	No.
Metal saw frame without saw blade	300	530	300013


ROBO Mini

Small saw frame

Handle with ergonomic form enables powerful sawing in tight spaces


- Large dimension tightening screw




Model	Clamping width mm	 g	No.
ROBO Mini including UNIVERSAL saw blade (No. 71217)	150	160	71222

UNI Small Saw „PUK“

For sawing all materials, small and handy, good cutting performance



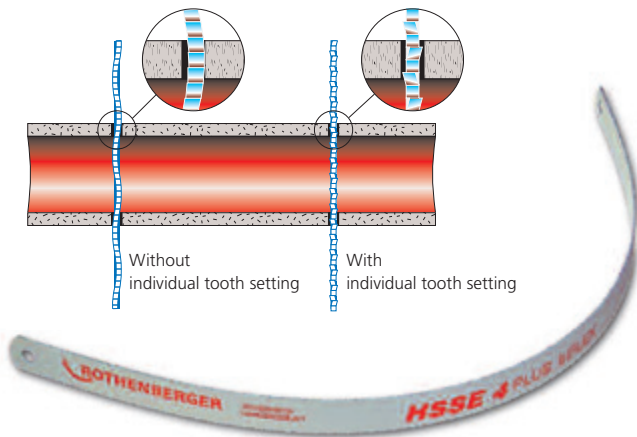

Model	Clamping width mm	 g	No.
PUK static, with UNIVERSAL saw blade	150	100	842100
PUK adjustable, with UNIVERSAL saw blade (w. App.)	150	140	71215
UNIVERSAL saw blade for metal	150 (32 ZpZ)	20	71217
Saw blade for wood	150 (14 ZpZ)	20	71216

HSSE 4 Plus




Bimetal hand handsaw blade

Highly flexible spring band steel with fused HSSE cutter

- Highest flexibility with extremely hard teeth
- Hardness approx. 65 HRC: Average service life 4 times longer
- Risk of breakage significantly reduced even under extreme operational demands
- Precise cutting with individual tooth setting



At ROTHENBERGER hand saw blades with single offset teeth cuts free the hand saw blade optimally. Jamming in the workpiece is prevented. Therefore: the working rhythm is maintained, less effort is needed and there is a higher cutting performance.

Model	mm	TPI	 g			No.
HSSE 4 Plus	300	24	20	1	100	71213

PORTACUT 185 BSR / PORTACUT 185 BSP

Light, precise building-site and workshop band saw up to Ø 180 mm

KEY FEATURES

- For quick and precise angled cutting of steel pipes, plastic pipes, profiles and solid materials
- **High torque** with the 420 W induction motor
- **Safer work** with the automatic shut-off and overload protection
- **Preserves saw blade life** with the 4-way adjustable cutting pressure

PORTACUT 185 BSR

- With safety chain quick-grip system

PORTACUT 185 BSP

- With parallel vice for clean, exact cuts and mitred cuts up to 45°

Cutting power Maschine Type	Straight Cuts		45° Cuts	
	Ø mm	□ mm	Ø mm	□ mm
185 BSR	180	150	-	-
185 BSP	180	150	85	75

Scope of delivery: PORTACUT 185 BSR and/or. BSP, 2 band saw blades HSS Bi-Metal 14 TPI (No. 56605)

Model	kg	230 V	110 V
PORTACUT 185 BSR	43.0	56710	56717
PORTACUT 185 BSP	490	56711	56718



Fig. PORTACUT 185 BSR



Fig. PORTACUT 185 BSP

Band Saw Blades for PORTACUT 185 BSR / BSP

Dimensions mm	TPI	Material	for pipes and profiles		kg	No.
			Steel	INOX		
1,640 x 13 x 0.65	8	SS	starting from 10.0 mm	-	100	56602
1,640 x 13 x 0.65	10	SS	starting from 8.0 mm	-	100	56603
1,640 x 13 x 0.65	14	SS	starting from 6.1 mm	-	100	56604
1,640 x 13 x 0.65	14	Bimetal	starting from 6.1 mm	from 2.0 mm	100	56605
1,640 x 13 x 0.65	24	SS	up to 3.6 mm	to 1.6 mm	100	56607
1,640 x 13 x 0.65	18	Bimetal	up to 3.6 mm	to 1.6 mm	100	56608



TRENNBOY 300

Pipe cutter up to Ø 300 mm

For cutting of SML cast iron /steel pipes up to Ø 300 mm, profiles / solids up to Ø 70 mm. For use with market-standard angle grinders and cut-off wheels Ø 230 mm (not included in delivery)

KEY FEATURES

- For quick, precise, right-angled cutting
- Basic model with right and left telescopic extension
- Extendable to a total support length of 1,680 mm
- Mountable as desired with "C" clamp
- Easy mounting of the angle grinder with the toggle screw

Model	kg	No.
TRENNBOY 300 (without angle grinder)	13.5	58520
Double telescoping extension rail, r. (300 mm)	1.9	58527
Double telescoping extension rail, l. (300 mm)	1.9	58528
"C" clamp	0.4	58529



TRENNBOY 300 (No. 58520) with double telescoping extension rail, right (No. 58527) and left (No. 58528), "C" Clamp (No. 58529) Angle grinder and cut-off wheel (not included in delivery)

Cutting

Sawing Electric

PIPECUT 170 / 170 E / 200 U / 360 PRO

Portable pipe cutting system Ø 15 - 360 mm



Product Profile

APPLICATION AREA

Ideal one-man portable cutting system, suitable for: Steel, copper, cast iron, aluminium, stainless steel and plastic (**PIPECUT 170 / 200 U** up to 12 mm, **PIPECUT 360 PRO** up to 27 mm wall thickness).

For the quick cutting of pipes up to max. 8 mm wall thickness, from Ø 15 - Ø 170 mm (**PIPECUT 170**) and/or Ø 20 - Ø 220 mm (**PIPECUT 200 U**) and/or Ø 75 - Ø 360 mm (**PIPECUT 360 PRO**).

The **PIPECUT 170 Electronic Control** also includes a 6-step adjustable cutting speed, which is suitable for processing stainless-steel pipes.

KEY FEATURES

- Self-guiding saw blade, guarantees perfect 90° cuts
- No deburring required
- Highest work safety with hidden cutting disc
- Cutting possible even in the smallest spaces
- Minimal spark generation
- No heat insertion in the cutting material
- No corrosion on cutting material

INOX!

No heat insertion in the cutting material

Minimal spark generation and low heat build-up in the material being cut, no corrosion

Hidden cutting disc

Highest safety standards

Self-guiding saw blade

Guarantees perfect, 90° cuts

Ergonomic design

Easy cutting in even the smallest spaces

Overload protection

Stops the disc and turns off the machine



Fig. PIPECUT 200 U

Manual fine-adjustment

No deburring required



Set (56712) includes: Saw, nylon handle bag, 3 supports and TCT disc

Diamond disc (No. 56706)



TCT disc (No. 56704)



Ceramic disc (No. 56705)



Plastic disc (No. 56703)
only for PIPECUT 360 PRO



PIPECUT 170 / 170 E

Portable pipe cutting system Ø 15 - 170 mm

Adjustable cutting speed!



TECHNICAL DATA	170	170 E
Pipe diameter:	Ø 15 - 170 mm	Ø 15 - 170 mm
Max. wall thickness:	6 mm	8 mm
Max. plastic wall thickness:	12 mm	12 mm
Voltage:	230 V / 50 - 60 Hz	230 V / 50 - 60 Hz
Performance:	1,000 W	1,200 W
Speed:	3,700 min ⁻¹	1,500 - 3500 min ⁻¹
Accepted disc diameter:	140 mm	140 mm
Coupling diameter:	62 mm	62 mm

Set (No. 56770 / 56771) includes: Saw, nylon handle bag, 3 supports and TCT disc

Model	Working area	kg	No.	Model	kg	No.
PIPECUT 170 (230 V)	15 - 170	57	56770	Diamond disc 140 x 62 (cast / SML)	0.1	56706
PIPECUT 170 E Electronic Control (230 V)	15 - 170	57	56771	TCT disc HM 140 x 62 (universal)	0.1	56704
		0.1	56705	Ceramic disc 140 x 62 (special stainless steel)		

PIPECUT 200 U

Portable pipe cutting system Ø 20 - 220 mm

TECHNICAL DATA	
Pipe diameter:	Ø 20 - 220 mm
Max. wall thickness:	8 mm
Max. plastic wall thickness:	12 mm
Voltage:	230 V / 50 - 60 Hz 110 V / 50 - 60 Hz
Performance:	1,100 W
Speed:	4,000 min ⁻¹
Accepted disc diameter:	140 mm
Coupling diameter:	62 mm

Set (No. 56712) includes: Saw, nylon handle bag, 3 supports and TCT disc



Model	Working area	kg	No.	Model	kg	No.
PIPECUT 200 U (230 V)	20 - 220	94	56712	Diamond disc 140 x 62 (cast / SML)	0.1	56706
PIPECUT 200 U (110 V)	20 - 220	94	56719	TCT disc HM 140 x 62 (universal)	0.1	56704
Replacement support for 200 U		0.2	56708	Ceramic disc 140 x 62 (special stainless steel)	0.1	56705
				Carrying bag PIPECUT 200 U		56707

PIPECUT 360 PRO

Portable pipe cutting system Ø 75 - 360 mm

TECHNICAL DATA	
Pipe diameter:	Ø 75 - 360 mm
Max. wall thickness:	8 mm
Max. plastic wall thickness:	27 mm
Voltage:	230 V / 50 - 60 Hz 110 V / 50 - 60 Hz
Performance:	1,400 W
Speed:	4,000 min ⁻¹
Accepted disc diameter:	165 mm
Coupling diameter:	62 mm

Set (No. 56713 / 56714) includes: Saw, nylon handle bag, 4 supports and TCT disc



Model	Working area	kg	No.	Model	kg	No.
PIPECUT 360 PRO (230 V)	75 - 360	13.2	56713	Replacement support for 360 PRO (double)	0.6	56729
PIPECUT 360 PRO (110 V)	75 - 360	13.2	56714	Disc 165 x 62 for 360 PRO (plastic)	0.2	56703
TCT disc 140 x 62 (universal)		0.1	56704	Diamond disc 140 x 62 (cast / SML)	0.1	56706
				Ceramic disc 140 x 62 (special stainless steel)	0.1	56705

Cutting

Sawing Electric

ROTIGER VARIO Electronic

Pipe saw

Powerful and quick cutting universal saw for the profession use during installation, demolition and repair work.



Product Profile

KEY FEATURES

- The special chain tensioning device enables precise 90° cuts on all types of pipe
- Ideal for free-handed cutting of wood (even with nails), steel, stainless-steel, cast iron, steel plate, metal pipes and profiles, plastic and building materials
- Flush to wall cutting in confined spaces, such as in shafts or when working overhead

TECHNICAL DATA

Performance:	1,500 W
Speed:	0 - 2,200 rpm (adjustable per wheel)
Weight:	4.3 kg
Distance:	26 mm
Dimensions:	491 x 94 x 108 mm
Cutting blade attachment:	Universal, U-shaft, special pipe saw blades




Fig. Tension device 2 in 1 (No. 50312)

Fig. Chain tensioning device (No. 50311)

L- and U-Shaft attachments



Precise 90° cuts



Set (No. 50305/50306) includes: ROTIGER VARIO electronic, chain tensioning device, 5 x HSS bi-metal saw blades

Model	kg	230 V	110 V
ROTIGER VARIO Electronic	70	50306	50305
Chain tensioning device up to 6"			50311
Tensioning device 2 in 1 (Chain tensioning device up to 6" + collet chucks up to 2")			50312



Fig. ROTIGER VARIO Electronic

Universal ROTIGER VARIO Electronic

Universal electronic saw

Universal electric saw for the sanitary and heating technology professional by installations or repair work




Product Profile

KEY FEATURES

- POWER FEED SYSTEM for a consistent cutting speed (while idling as well as during use), less wear of the saw blades and longer motor life
- Ideal for free-hand cutting of wood (also with nails), steel, stainless steel, cast iron, steel plate
- With the continuously adjustable speed regulation, it is perfect for use with all materials

TECHNICAL DATA

Performance:	1,600 W with 230 V / 1,300 W with 110 V
Speed:	1,000 - 2,800 rpm (adjustable with wheel)
Weight:	3.7 kg
Distance:	26 mm
Dimensions:	440 x 120 x 80 mm
Saw blade attachment:	Quick tensoning for universal saw blades



Universal-shaft attachment



Working in confined spaces



Set (No. 50301/50302 includes: Universal ROTIGER VARIO electronic, 5 x HSS bi-metal saw blades

Model	kg	230 V	110 V
UNIVERSAL ROTIGER VARIO Electronic	70	50301	50302



Fig. Universal ROTIGER VARIO Electronic

Cutting














































Saw Blades

1



UNIVERSAL HSS Bimetal / TCT TIGER SAW BLADES













For 1/2" universal seating, also suitable for Flex, Bosch, B&D, Skil, Hitachi, Makita, Ridgid, Roller, Rems!

Cuttable materials	L x B x thickness materials	mm	TPI		reference	 *	No.	
	 HSS Bimetal	100 x 20 x 0.9	24	L	S 522 AF	1 (5)	865783	
	 HSS Bimetal	150 x 20 x 0.9	24	L	S 922 AF	1 (5)	865784	
	 HSS Bimetal	150 x 20 x 0.9	18	L	S 922 EF	1 (5)	865785	
	 HSS Bimetal	150 x 20 x 0.9	14	L	S 922 BF	1 (5)	865786	
	 HSS Bimetal	200 x 20 x 0.9	18	L	S 1022 EF	1 (5)	865787	
	 HSS Bimetal	200 x 20 x 0.9	14	L	S 1022 BF	1 (5)	865788	
  	 HSS Bimetal	300 x 20 x 0.9	10 - 14	L	S 1222 VF	1 (5)	865789	
  	 HSS Bimetal	150 x 20 x 1.25	6	L	S 611 DF	1 (5)	865781	
  	 HSS Bimetal	300 x 20 x 1.25	6	L	S 1411 DF	1 (5)	865782	
 	 HSS Bimetal	150 x 22 x 1.6	8 - 10	L	S 920 CF	1 (5)	865790	
 	 HSS Bimetal	200 x 22 x 1.6	8 - 10	L	S 1120 CF	1 (5)	865791	
	TCT coated	225 x 20 x 1.5	30er grain	L	S 1130 RF	1 (5)	865793	

HSS Bimetal















Special saw blades with U-shaft

Suitable ROTHENBERGER-ROTIGER VARIO for quick and exact, right-angle sawing of steel pipes up to 4") with chain pipe clamp (absolutely necessary)

Cuttable materials	L x B x thickness material	mm	TPI		reference	 *	No.	
	HSS Bimetal	140 x 25 x 1.6	8	U	S 920 CF	1 (5)	865795	
	HSS Bimetal	200 x 25 x 1.6	8	U	S 1120 CF	1 (5)	865796	
 	HSS Bimetal	150 x 25 x 1.0	10 - 14	U		1 (5)	865798	
 	HSS Bimetal	200 x 25 x 1.0	10 - 14	U		1 (5)	865799	

Special Pipe Saw Blades

For exact, right-angle sawing with chain pipe clamp (absolutely necessary), extra strong and warp resistant guidance for straight cuts and long operational life


Cuttable materials	L x B x thickness material	mm	TPI		 *	No.		
	HSS	140 x 25 x 1.6	8	L		1 (5)	50260	
	HSS	200 x 25 x 1.6	8	L		1 (5)	50261	
	HSS	290 x 25 x 1.6	6 - 8	L		1 (5)	50263	
	HSS-E	140 x 25 x 1.6	14	L		1 (5)	50264	
	HSS-E	200 x 25 x 1.6	8	L		1 (5)	50265	
	HSS	200 x 25 x 1.6	6 - 8	L		1 (5)	50266	





* 5 pcs. in plastic carrying case (minimum purchase)

Universal Internal & External Deburrer

Quick and easy deburring Ø 4 - 54 mm (1/8" - 2")

For copper, steel and stainless steel pipes, with polished cutting blade made of hardened special steel, smooth running



Model	 mm	 inch	 g		No.
Internal and external deburrer for copper and plastic	4 - 36	1/8 - 1.3/8"	30	1 25	11006
Internal and external deburrer for copper and INOX (Stainless steel)	6 - 35	1/4 - 1.3/8"	100		011006X
Universal internal and external deburrer for copper and INOX	10 - 54	1/2 - 2"	390		70075

Deburrer Adaptor I / II

Adaptor for the use of the internal and external deburring with portable screwdriver or drill

Best deburring results at low speeds!

Product Profile

KEY FEATURES

- User-friendly solution for deburring pipes "internal and external"
- Huge time-savings
- Precise, burr-free deburring without effort



No. 11045




No. 11044

Drive shaft

For the deburring with portable screwdriver or drill



Model	 g	No.
Deburrer adaptor I for No. 011006X	160	11044
Deburrer adaptor II for No. 70075	280	11045

Cutting

1

Deburring, Chamfering & Calibration

GRATFIX HSS/UNIGRAT

Deburrer

KEY FEATURES

- Replaceable blades
- GRATFIX with plastic cartridge-grip
- Grip recess is raised at the end and prevents slippage out of the hand
- One-handed use with the retractable locking head
- Offset surfaces provide a good torque
- Pluggable handle ends for the storage of associated blades

Ideal for deburring of edges, pipes and steel, aluminium, brass, copper sheets, cast-iron and plastic plates!



UNIGRAT (No. 21660)



No. 1 (No. 21652)

No. 2 (No. 21653)

No. 3 (No. 21654)

GRATFIX HSS (No. 21655)

Model	g	No.
UNIGRAT with HSS deburring blade	30	21660
GRATFIX with deburring blade No. 1	50	21655
GRATFIX with deburring blade No. 1 - 2 - 3	80	21651

Model	g	No.
HSS deburring blade No. 1 Universal	10	21652
HSS deburring blade No. 2 for brass and cast	10	21653
HSS deburring blade No. 3 for straight edges	10	21654

Plastic Pipe Chamfering Unit

With replaceable blades Ø 16 - 160 mm

For 15° outer chamfers on plastic pipe



No. 55051



KEY FEATURES

- Flexible in use
- Wall thickness is continuously adjustable

Model	mm	g	No.
Chamfering unit size 1	16 - 110	720	55050
Chamfering unit size 2	32 - 160	800	55051
Spare blade size 1 and 2		30.0	55058

Ratchet Pipe Deburrer 1/4 - 2"

Rapid and clean deburring

For steel pipes, with smooth-running ratchet, cutting bit made of tempered steel

Quick adjustment

Handy, lockable Reversal of the ratchet direction



Spare deburrer (No. 70296)



Model	inch	mm	g	No.
Internal deburrer with ratchet	1/4 - 2"	13 - 60	2680	70289
Spare deburrer			200	70296

ROGRAT-MSR Deburrer and Chamfering Tool

For internal and external deburring, chamfering, calibrating and custom milling of PE-X and aluminium multi-layer (MSR) pipes Ø 32 mm



One tool with three functions: Chamfering, calibrating and deburring!

KEY FEATURES

- Internal and external deburrer for PE-X and aluminium multi-layer pipes (MSR) through chamfering to approved standards
- Simultaneous chamfering
- Calibration of the pipe ends through a special guiding pin

True to size guiding and calibration pin

Increased safety, protects O-ring from damage



Star handle with screw-bit attachment and quick locking mechanism

High force transmission

Shock-resistant protective sleeve

Protects from injury



Fig. ROGRAT-MSR Deburrer Set

ROGRAT-MSR System - Manual Chamfering Attachments

ROGRAT-Type	Press-System	Pipe measurement mm	Colour-code	g	No.
G 16		16.0 x 225	●	53	14102
G 20	GEBERIT Mepla	20.0 x 250	●	93	14104
G 26		26.0 x 3.00	●	108	14106
G 32		32.0 x 3.00	●	162	14107
U 14		14.0 x 200	●	51	14111
U 16		16.0 x 200	●	53	14112
U 18	UNIPIPE/TIGRIS-S	18.0 x 200	●	58	14113
U 20	WAVIN	20.0 x 225	●	93	14114
U 25		25.0 x 250	●	108	14115
U 32		32.0 x 3.00	●	162	14117
TH 14		14.0 x 200	●	51	14121
TH 16	Henco / MHS	16.0 x 200	●	53	14122
TH 18	Giacomini	18.0 x 200	●	58	14123
TH 20		20.0 x 200	●	93	14124
TH 26		26.0 x 3.00	●	108	14126
F 16-1		16.0 x 200	●	53	14132
F 18	Fränkische Rohrwerke	18.0 x 200	●	58	14133
F 20-1	alpex-therm	20.0 x 200	●	93	14134
F 26	alpex-san	26.0 x 3.00	●	108	14136
F 32		32.0 x 3.00	●	162	14137

● black ● brown ● violet ● yellow

Colour coding prevents confusion



System optimised chamfer



Set includes: Carrying case (No. 14005), with basic handle grip (No. 14000) and system-manual chamfering attachments

Model	For size mm	g	No.
G	Geberit Mepla	16 - 20 - 26	760 14260
U	Unicor/Unipipe	16 - 20 - 25	760 14270
TH	Henco/HMS	16 - 20 - 26	760 14250
F	Fränk. Rohrwerke	16 - 20 - 26	760 14230
	Basic handle		250 14000
	System carrying case		250 14005





RODIA® Diamond Core Drilling & Cutting

System Overview Diamond Core Drilling	36
Hand-Operated Drilling	
Dry Drilling Machine	37
Wet Drilling Machine	38
Hand-Operated and Stationary Wet Drilling	
Wet Drilling Machine	39
RODIACUT® PRO Modular System	40
Diamond Wet & Dry Drilling Systems RODIACUT® PRO	41 - 47
RODIA® Diamond Drill Bits	
Drill Bit Types	48
Dry Cutting Drill Bit, Laser Welded	49
Dry Cutting Drill Bit, Soldered	50
Dry Cutting Drill Bit, Space Welding	51 - 53
Accessories for Hand-Operated & Stationary Drilling	
Drill Bit Set, Vacuum Pump System	54
Accessories Diamond Drilling	55 - 56
Extraction Systems	
Wet & Dry Extraction Unit	57
Cutting	
Wall Slot Cutter	58
Diamond Cut-Off Discs	59




RODIA® Diamond Core Drilling & Cutting

System Overview Diamond Core Drilling



ROTHENBERGER Diamond Core Drilling						
	RODIADRILL Ceramic / Ceramic ECO	RODIADRILL 1800 DRY	RODIACUT® 130 PRO	RODIACUT® 170 PRO	RODIACUT® 270 PRO	RODIACUT® 400 PRO
Drilling range in concrete	6 - 35 mm	-	10 - 162 mm	10 - 172 mm	32 - 272 mm	32 - 400 mm w/ distance plate 500mm
Drilling range in masonry	6 - 67 mm	32 - 202 mm	32 - 202 mm	32 - 202 mm	32 - 272 mm	32 - 400 mm w/ distance plate 500mm
Distance to wall	30 mm	40 mm	40 mm	40 mm	50 mm	50 mm
Stationary	- / 67 mm	32 - 172 mm	10 - 162 mm	10 - 172 mm	32 - 272 mm	32 - 402 (500) mm
Watt output	800 W	1,800 W	1,800 W	1,800 W	2,400 W	3,000 W
Weight	3.4 / 3.2 kg	5.8 kg	14.2 kg	25.0 kg	30.5 kg	40.5 kg
Special features	Wide area of use, extremely light machine, especially for hard natural stone / tiles	Soft PULSE can be turned on / off. Integrated extraction rotor	4 functions with just one device	4 functions with just one device. Fully equipped drill stand	Motor quick release system. Fully equipped drill stand	Innovative motor electronics, fully equipped drill stand, extremely high torque
	38, 39	37	41	42, 43	44, 45	46, 47

ROTHENBERGER Diamond Drilling Technology				
	EUROLASER	High Speed Plus Natural Stone	DURAMANT PRO / DX-High Speed Plus	SPEED STAR DX
Application Area	Dry drill bit	Wet drill bit	Wet and dry drill bit	Wet and dry drill bit
Socket threads	M16, M30 x 2, 1.1/4" UNC	R1/2"	R1/2" + 1.1/4" UNC	R1/2" + 1.1/4" UNC
Effective length	80 / 150 / 300	50 / 120 / 300	400, 500 / 300, 430	400 / 500
Segment mount	Laser-welded	Soldered	Space welding	Space welding
Segment form	Roof-type segment	Flat segment	PRISMACUT	PRISMACUT
Material	Lime sand brick, hollow brickwork, masonry, aerated concrete, clinker	Reinforced concrete, marble, granite, hollow brickwork, masonry, clinker	Reinforced concrete, concrete, marble, granite, lime sand brick, hollow brickwork, masonry, aerated concrete, clinker	Reinforced concrete, concrete asphalt*, pavement* <small>*custom made on request</small>
	49	50	51, 53	52



RODIA® Diamond Core Drilling & Cutting

Hand-Operated Drilling

RODIADRILL 1800 DRY

Hand-operated dry drilling, drill Ø 32 - 202 mm



Product Profile

APPLICATION AREA

Hand-operated dry drilling, optimal for drilling in lime sand brick, masonry, brickwork, pumice, aerated concrete
Ideal for use in the HVAC&R, plumbing and electrical industries, in enclosed rooms or in inhabited buildings where jolt and dust free operation is required

KEY FEATURES

- Efficient drilling with the help of the POWER PULSE technology
- Optimum drilling results with the powerful extraction rotor
- Electronic friction clutch with 20 Nm torque
- Safe operation with the electronic soft start with overload indicator
- Better operating position, directly against the wall, small compact design

KEY FEATURES

- Operation possible with RODIACUT® 170 Pro (FF30171, FF30170 (130 PRO (No. 100000088)) possible
- Clamping adaptor Ø 56 mm

TECHNICAL DATA

Transmission:	1 speed transmission
Nominal speed:	1150 rpm
Drilling range in mm:	Ø 32 - 202
Voltage:	230 V
Rated input/output:	2,500 Watt / 1,800 Watt
Charging rate:	8.5 A
Minimum distance to wall:	40 mm from drill hole centre
Minimum distance to corner:	40 mm from drill hole centre
Weight:	5.8 kg



4-part set (No. FF40185) includes: Drill motor RODIADRILL 1800 DRY incl. transport case (No. FF60185), spanner size 24 and size 36 (No. FF70024 / No. FF70036)

Model	kg	No.
RODIADRILL 1800 DRY set	5.80	FF40185

Dust free use



ACCESSORIES



Description	kg	No.	Description	kg	No.
Centering pin as drill support, 300 mm	0.33	FF03300	Socket drill bit Ø 68 mm	0.20	FF03168
Centering pin as drill support, 400 mm	0.35	FF03301	Socket drill bit Ø 82 mm	0.30	FF03182
Centering tip „Quick Out“ I. V. M. FF35097	0.10	FF35096	Dry cleaner RODIA DC 1200	10.80	FF35148
Adaptor R 1/2" for M16	0.10	FF35097	Transport case RODIADRILL 1800 DRY	4.40	FF60185

Drill bits 49, 50, 51, 52, 53

RODIA® Diamond Core Drilling & Cutting

Hand-Operated Drilling

RODIADRILL Ceramic RODIADRILL Ceramic ECO



Ø 67

2

Hand-operated wet drilling, drill Ø 6 - 67 mm

Ideally suited for HVAC&R, plumbing professionals, tilers, stair builders, remodelling specialists as well as electricians.

Everywhere where jolt-free operation is necessary and extremely hard materials need to be processed.

Product Profile

APPLICATION AREA

Hand-operated wet drilling in:
(reinforced) concrete Ø 6 - 35 mm, marble, granite, ceramic tiles, masonry, hollow brickwork and glass Ø 6 - 67 mm

KEY FEATURES

- For all common R 1/2" drill bits
- Fatigue-free operation with the light weight
- Also drills through material combinations (for example tiles + masonry) without damaging material or surfaces and without cumbersome tool change
- "Aqua-Stop Button" with quantity adjustment
- Ideal for serial drilling with the external water supply
- Tool-less exchange of the drill bits with the Quick Change system
- Integrated 1 litre water tank for 4-6 drill holes

TECHNICAL DATA

2-speed transmission:	1. Gear speed	2. Gear speed
Nominal speed:	3,600 rpm	6,400 rpm
Drilling range in mm:	Ø 25 - 67	Ø 6 - 25
Voltage:	230 V	
Rated input/output:	1,150 Watt / 800 Watt	
Charging rate:	3.6 A	
Maximum drilling depth:	400 mm (depending on material)	
Minimum distance to wall:	30 mm from drill hole centre	
Minimum distance to corner:	30 mm from drill hole centre	
Weight	3.4 kg Ceramic 3.2 kg Ceramic ECO	
Stationary:	Ø 67 mm (Ceramic ECO)*	

*Only in tiles! Otherwise max. 35 mm in concrete.

Integrated 1 litre water tank


Sufficient supply for 4 - 6 drill holes and can be rotated when working in confined spaces

Quick Change System drill bit adaptor

Tool-less quick change for R 1/2" drill bits

Connection for external water supply

Ideal solution for serial drillings



"Aqua-Stop Button" – water pressure valve with quantity adjustment

Perfectly regulated flow of the water quantity



You will find special drill bits for RODIADRILL Ceramic on page 50!

Clean drilling of tiles



Drilling of the hardest materials



7-part set (No. FF40150) includes: Drill motor RODIADRILL Ceramic (No. FF40150P), 1 high speed plus drill bit each Ø 6 - 8 - 10 mm (No. FF44806, FF44808, FF44810), spanners sizes 24 and 27 (No. FF70024, FF70027), transport case (No. FF60150)

Model	kg	No.
RODIADRILL Ceramic set	3.4	FF40150

RODIA® Diamond Core Drilling & Cutting

Hand-Operated and Stationary Wet Drilling

RODIADRILL Ceramic ECO

Hand-operated and stationary wet drilling machine, drill Ø 6 - 67 mm

- Further developed for hand-operated and stationary wet drilling in the smallest drilling range
- Drills in all the hardest materials such as tile, natural stone, concrete glass and ceramic
- Especially recommended for high-quality bathroom installations without damaging surface materials
- Water extraction is possible with the stand guided drill




With drill stand (No. FF30170 + FF30171), 1000000088 stationary drilling is possible!



Quick Change System drill bit adaptor

Tool-less quick change for drill bits R 1/2"

Please pay attention to special characteristics / advantages on page 38!



Ø 56 mm clamping adaptor

For stationary drilling

Integrated water flow socket with Aqua-stop and adjustable water tap

Ideal solution for serial drillings

You will find special drill bits for RODIADRILL Ceramic on page 50!

Quick change adaptor



Drill bits HSP natural stone



Stationary drilling




Set (No. FF40140) includes: Drill motor RODIADRILL Ceramic ECO (No. FF40140), spanner sizes 24 and 27 (No. FF70024, FF70027), Quick change adaptor R 1/2", (No. FF35751), transport case (No. FF60150)

Model	kg	No.
RODIADRILL Ceramic ECO set	3.2	FF40140
RODIACUT® drill stand 170 PRO	10.0	FF30171

Model	kg	No.
Quick change adaptor R 1/2"	0.2	FF35751
Pressurized water container 10 l	5.5	FF35026

ACCESSORIES



Description	kg	No.	Description	kg	No.
Freehand drill support up to Ø 83 mm	0.45	FF35750	Water supply hose with "aqua-stop"	0.20	FF35302
Quick change adaptor	0.20	FF35751	Water collection ring, hand-operated	0.80	FF35701
Pressurized water container 10 l	5.50	FF35026	Water collection ring, stationary	1.20	FF35700
Special water supply hose	0.20	FF35301	Transport case RODIADRILL Ceramic ECO	4.80	FF60150

Drill Bit High-Speed-Plus Natural Stone 50

RODIA® Diamond Core Drilling & Cutting

Hand-Operated and Stationary Drilling

Drill Stands

Feed Units

Drill Motors

Diamond Drilling System

130 PRO



41

RC 130 PRO



41

Ceramic ECO



39

RODIACUT® 130 PRO



41

170 PRO C/D



42, 43

RC 170 PRO



42, 43

1400/1800 DWS



41

RODIACUT® 170 PRO C / PRO D



42, 43

270 PRO C/D



44, 45

RC 270 PRO



44, 45

1800 DRY



47

RODIACUT® 270 PRO C / PRO D



44, 45

400 PRO



46, 47

RC 400 PRO



46, 47

2400 PD-E



44, 45

RODIACUT® 400 PRO



46, 47

3000 PD



46, 47

RODIA® Diamond Core Drilling & Cutting

Hand-Operated and Stationary Drilling

RODIACUT® 130 PRO

Drilling system with dowel- or vacuum combination plate, drill Ø 10 - 202 mm

Ideal for use in HVAC&R, plumbing and electrical industries, as well as the entire building industry where jolt and dust-free operation is required.



Product Profile	
APPLICATION AREA	
Stationary wet drilling in (reinforced) concrete	Ø 10 - 162 mm
Stationary dry drilling in masonry	Ø 32 - 162 mm
Hand-operated wet drilling in (reinforced) concrete	Ø 10 - 82 mm
Hand-operated dry drilling in masonry	Ø 32 - 202 mm
KEY FEATURES	
<ul style="list-style-type: none"> ● Low vibration drilling with the 4 x roll guides ● Stainless-steel handle can be exchanged without tools ● Exchangeable rack and guide rail ● Stable threaded connection between column and base plate ● Transport handle ● Lockable feed unit ● Universal feed unit, also with RODIACUT® 170, 270 and 400 Pro ● Ø 60 mm clamping neck adaptor 	

TECHNICAL DATA (DRILL MOTOR)	
Drill motor:	RODIADRILL 1400 DWS
Drilling range:	in concrete max. Ø 132 mm in brickwork Ø 162 mm
Min. distance to wall:	40 mm from drill hole centre
Min. distance to corner:	40 mm from drill hole centre
Threaded adaptor:	R 1/2" and 1.1/4" UNC
Rated input / output:	2,000 Watt / 1,400 Watt
2-speed transmission:	1. Gear 2. Gear
Nominal speed:	500 rpm 1,050 rpm
Torque:	55 - 27 Nm
Charging rate:	8.5 A
Weight:	Motor 7.0 kg
Clamping neck:	Ø 56 mm

Ideal for difficult spaces



**Threaded adaptor:
R 1/2" and 1.1/4" UNC!**

Dowel plate: Extremely small dimensions, for very tight spaces



Circular level: Quick and precise alignment of the drill stands



Scope of Delivery 100000089): Drill stand RODIACUT® 130 PRO , drill motor RODIADRILL 1800 DWS, reduction rings 56 mm (No. F85152), spanner size 19/24/36/41, water supply hose (No. FF35302), complete concrete set (No. FF35120), copper ring 1.1/4" (No. FF35190), instruction manual RODIADRILL 1800 DWS (No. 90704), instruction manual RODIACUT® 130 PRO (No. 1300000155), tool bag (No. FF70001)

Model	kg	No.
RODIACUT® 130 PRO set with RODIADRILL drill motor 1800 DWS	14.2	100000089
RODIACUT® 130 PRO set with RODIADRILL drill motor 1400 DWS	14.1	100000092
Drill stand RODIACUT® 130 PRO	7.2	100000088
Drill bits on 48		

**Feed unit and
4x guide rollers**

Universal use with
RODIACUT® 170,
270 and 400 PRO

Stainless-steel handle

Quick, tool-less exchange
of the operational side,
sturdy design



RODIA® Diamond Core Drilling & Cutting

Hand-Operated and Stationary Drilling

RODIACUT® 170 PRO C / 170 PRO D

Drilling system with dowel- or vacuum combination plate, drill Ø 10 - 202 mm



2



Product Profile

APPLICATION AREA

4 Applications with just one unit:

Stationary wet drilling in (reinforced) concrete	Ø 10 - 172 mm
Stationary dry drilling in masonry	Ø 32 - 172 mm
Hand-operated wet drilling in (reinforced) concrete	Ø 10 - 82 mm
Hand-operated dry drilling in masonry	Ø 32 - 202 mm

KEY FEATURES

- Universal feed unit, can also be used with RODIACUT® 270 PRO and 400 PRO with the 4x guide rolls
- Drill angle adjustment from -15° up to +45°, in 2.5° adjustable steps
- Quick display of the drill hole centre (only with combination plate)

TECHNICAL DATA (DRILL STANDS)

Drilling range:	w/o water collection ring: max. Ø 172 mm with water collection ring: max. Ø 132 mm	
Drill motor adaptor:	Ø 60 mm	
	170 PRO C	170 PRO D
Length	470 mm	315 mm
Width:	300 mm	180 mm
Height:	860 mm	860 mm
Hub:	525 mm	525 mm
Weight:	13.1 kg	12.8 kg

TECHNICAL DATA (DRILL MOTOR)

Drill motor:	RODIADRILL 1800 DWS
Drilling range:	in concrete max. Ø 172 mm in masonry max. Ø 202 mm
Freehand:	
Min. distance to wall:	40 mm from drill hole centre
Min. distance to corner:	40 mm from drill hole centre
Threaded adaptor:	R 1/2" + 1.1/4" UNC
Rated input/output:	2,500 Watt / 1,800 Watt
2 speed transmission:	760 - 1,570 rpm
Torque:	58 - 27 Nm
Charging rate:	8.5 A
Weight:	7.0 kg
Clamping neck:	Ø 56 mm

Sliding carriage on all RODIACUT® PRO drill stands and columns

Stable and low-vibration operation, flexible use / modular design

Rubber transport wheels

Quick and easy transport on the building site (standard with combination plate)

With integrated vacuum plate / valve and 4 adjustable screws to level out unevenness

High-quality drill base

Drill angle adjustment

Adjustable from 15° up to +45° in 2.5° steps

Drill hole centre indicator

Quick adjustment for an exact drilling position



RODIA® Diamond Core Drilling & Cutting

Hand-Operated and Stationary Drilling

CHARACTERISTICS 170 PRO C and 170 PRO D

Available with both drill stands:

- Precise and vibration free drilling with the 4x roll guides
- Stainless steel handle, can be changed without tools
- Exchangeable rack and guide rail
- Stable threaded connection between column and base plate
- Transport handle
- Lockable feed unit
- Drill depth measuring scale
- Braced head
- Ø 60 mm clamping neck adaptor

ADDITIONAL CHARACTERISTICS 170 PRO C

- Second transport handle
- Vacuum plate
- Vacuum valve
- Transport wheels
- Drill hole centre indicator

Stainless steel handle

Tool-less quick change for the operating side, sturdy design

Feed unit and 4 x roll guides

Universally applicable on RODIACUT® 130, 270 PRO and 400 PRO



Fig. 170 PRO C

Fig. 170 PRO D



Clean work in enclosed rooms

Scope of delivery (No. FF34171 / FF34170): Drill stand RODIACUT® 170 PRO C or 170 PRO D, drill motor RODIADRILL 1800 DWS, reducing ring 56 mm (No. F85152), spanner sizes 19/24/36/41, Allen key 6 mm, water supply hose (No. FF35302), concrete set, complete (No. FF35120), copper ring 1.1/4" (No. FF35190), Instruction manuals: RODIADRILL 1800 DWS (No. 90704), RODIACUT® 170 - 400 (No. 90726), tool bag (No. FF70001)

Model	kg	No.
RODIACUT® 170 PRO C complete	13.1	FF34171
RODIACUT® 170 PRO D complete	12.8	FF34170
RODIADRILL 1800 DWS	7.0	FF40180
Drill column RODIACUT® 170 PRO C	6.1	FF30171
Drill column RODIACUT® 170 PRO D	5.8	FF30170
Drill column 860 mm, Hub 525 mm	7.6	FF50978
Drill column 1335 mm, Hub 1000 mm	12.4	FF50981
Drill column 1835 mm, Hub 1500 mm	16.5	FF50982
Feed unit for RC 170 PRO	3.1	FF50977
Anchor foot for RC 170 PRO	3.3	FF50979

ACCESSORIES



Description	No.	Description	No.
RODIADRILL CERAMIC ECO	39 FF40140	RODIA DRY CLEANER 1200	57 FF35148
RODIADRILL 1800 DRY	37 FF40185	Water collection ring, hand-operated	56 FF35701
Pressurized water container 10 l	55 FF35026	Water collection ring, stationary	56 FF35700
Vacuum pump RODIA-VAC	54 FF35200	Drill bits	on 48

RODIA® Diamond Core Drilling & Cutting

Hand-Operated and Stationary Drilling

RODIACUT® 270 PRO C / 270 PRO D

Drill stand with dowel- or vacuum combination plate drill Ø 32 - 272 mm



Product Profile

APPLICATION AREA

2 applications in one unit:

Stationary wet drilling in (reinforced) concrete Ø 32 - 272 mm
 Stationary dry drilling in masonry Ø 32 - 272 mm

KEY FEATURES


- Universal feed unit, can also be used with RODIACUT® 130, 170 PRO und 400 PRO
- Drill angle adjustment from -15° up to +45°, in 2.5° adjustable steps
- Drill hole centre indicator (270 PRO C) for quick alignment

TECHNICAL DATA (DRILL STANDS)

Drilling range:	w/o water collection ring: max. Ø 272 mm with water collection ring max. Ø 222 mm	
Drill motor adaptor:	Direct adaptor for feed unit	
	270 PRO C	270 PRO D
Length:	520 mm	330 mm
Width:	330 mm	220 mm
Height:	980 mm	980 mm
Hub:	595 mm	595 mm
Weight:	16.8 kg	16.5 kg

TECHNICAL DATA (DRILL MOTOR)

Drill motor:	RODIADRILL 2400 PD-E
Drilling range:	in concrete max. Ø 272 mm in masonry max. Ø 272 mm
Min. distance to wall:	50 mm from drill hole centre
Min. distance to corner:	50 mm from drill hole centre
Threaded adaptor:	R 1/2" + 1.1/4" UNC
Rated input/output:	3,000 Watt / 2,400 Watt
3 speed transmission:	300 - 600 - 1,120 rpm
Torque:	95 - 47 - 23 Nm
Charging rate:	14.9 A
Weight:	9.0 kg



4 x roll guides
 Precise and low vibration operation,
 flexible use / module concept

Sliding carriage can be used on all RODIACUT® PRO drill stands and columns
 Tool-less quick mounting/demounting of drill motor on drill stand

Rubber transport wheels
 Quick and easy transport on the building site

With integrated vacuum plate / valve and 4 adjustable screws to level out unevenness
 High-quality drill base



Drill angle adjustment
 Adjustable from -15° up to +45° in 2.5° steps



Drill hole centre indicator
 Fast alignment of the drill hole centre

RODIA® Diamond Core Drilling & Cutting

Hand-Operated and Stationary Drilling

CHARACTERISTICS 270 PRO C AND 270 PRO D

Standard with both drill stands:

- 4x roll guides for precise and low-vibration drilling
- Stainless steel handle, can be changed without tools
- Exchangeable rack and guide rail
- Stable threaded connection between column and base plate
- Transport handle
- Lockable feed unit
- Drill depth measuring scale
- Braced head

ADDITIONAL CHARACTERISTICS 270 PRO C

- Second handle
- Vacuum plate
- Vacuum valve
- Transport wheels
- Drill hole centre indicator

Stainless steel handle

Tool-less quick change for the operating side, sturdy design



Fig. 270 PRO C

Feed unit

Universally applicable on RODIACUT® 170 PRO and 400 PRO

Fig. 270 PRO D




Fig. Shows drill stand RODIACUT® 270 Pro C with feed unit RC 400 and drill motor RODIADRILL 3000 PD

Scope of delivery (No. FF34271 / FF34270): drill stand RODIACUT® 270 PRO C or 270 PRO D, drill motor RODIADRILL 2400 PD-E, spanner sizes 19, 24, 36, 41, water supply hose (No. FF35302) complete concrete set (No. FF35120) copper ring 1. 1/4" (No. FF35190) instruction manuals RODIADRILL 2400 PD-E (No. 90705) instruction manual RODIACUT® 170 - 400 (No. 90726) tool bag (No. FF70001).

Model	kg	No.
RODIACUT® 270 PRO C complete	30.8	FF34271
RODIACUT® 270 PRO D complete	30.5	FF34270
RODIADRILL 2400 PD-E	10.1	FF40210
Drill stand RODIACUT® 270 PRO C	20.7	FF30271
Drill stand RODIACUT® 270 PRO D	20.4	FF30270
Drill column 980 mm, Hub 595 mm	8.4	FF50985
Drill column 1385 mm, Hub 1000 mm	12.5	FF50988
Drill column 1885 mm, Hub 1500 mm	16.5	FF50989
Feed unit for RC 270 PRO	3.1	FF50984
Anchor base for RC 270 PRO	5.2	FF50986
Combination base for RC 270 PRO	7.7	FF50987
Angled support for RC 270 PRO anchor base	2.8	FF50990

ACCESSORIES



Description	No.	Description	No.
RODIADRILL 3000 PD	46, 47	Vacuum set	54
Pressurized water container 10 l	55	RODIA DRY CLEANER 1200	57
Vacuum pump RODIA-VAC	54	Water collection ring (only in combination)	56
Distance plate 15 mm	FF35134	Extension	56
Distance plate 20 mm	FF35139	Drill bits	48 - 53

RODIA® Diamond Core Drilling & Cutting

Hand-Operated and Stationary Drilling

RODIACUT® 400 PRO D

Drilling system with dowel plate,
drill Ø 32 - 400 (500)* mm



2

Product Profile

APPLICATION AREA

2 applications in one unit:

Stationary wet drilling in (reinforced) concrete Ø 32 - 400 mm
Stationary dry drilling in masonry Ø 32 - 400 mm

KEY FEATURES


- Drill angle adjustments from -15° up to +45°, in 2.5° steps adjustable
- Exchangeable guide rail

TECHNICAL DATA (DRILL STANDS)

Drilling range:	w/o water collection ring: max. Ø 500 mm optional with distance plate
Weight:	28.4 kg
Length:	460 mm
Width:	260 mm
Height:	1,100 mm
Hub:	680 mm

TECHNICAL DATA (DRILL MOTOR)

Drill motor:	RODIADRILL 3000 PD
Drilling range:	in concrete max. Ø 500 mm in masonry max. Ø 500 mm
Min. distance to wall:	50 mm from drill hole centre
Min. distance to corner:	50 mm from drill hole centre
Threaded adaptor:	R 1/2" + 1.1/4" UNC
Rated input/output:	4,000 Watt / 3,000 Watt
3 speed transmission:	215 - 430 - 785 rpm
Torque:	185 - 107 - 55 Nm
Charging rate:	20.0 A
Weight:	12.1 kg




4 x roll guides

Precise and low vibration operation, flexible use / module concept

Sliding carriage can be used on all RODIACUT® PRO drill stands and columns

Tool-less quick mounting/demounting of drill motor on drill stand



Distance plates (No. FF35138)

To enlarge the drill hole diameter from Ø 402 to 502 mm with RODIACUT® 400 PRO


Rubber transport wheels

Quick and easy transport on the building site



Drill angle adjustments

Adjustable from 15° up to +45° in 2.5° steps



RODIA® Diamond Core Drilling & Cutting

Hand-Operated and Stationary Drilling

2



Characteristics 400 PRO D

Standard with both drill stands:

- 4x roll guides for precise and low-vibration drilling
- Stainless steel handle, can be changed without tools
- Exchangeable rack and guide rail
- Stable threaded connection between column and base plate
- Transport handle
- Lockable feed unit
- Drill depth measuring scale
- Braced head

Combination possibilities of the feed unit RODIACUT® 170 / 270 / 400 PRO

Feed unit can be used on all RODIACUT® PRO drill stands and columns

Tool-less quick mounting/demounting of drill motor on drill stand



Gear reduction 1:3

Reduces the contact pressure of the drill bit

Stainless steel handle

Tool-less quick change for the operating side, sturdy design



Exchangeable guide rail / exchangeable rack / motor mounting

Cost-saving spare parts



Stable threaded connection

Fig. 400 PRO D


Scope of delivery (No. FF34300): Drill stand RODIACUT® 400 PRO D, drill motor RODIADRILL 3000 PD, spanner size 24 - size 36 - size 41, water supply hose (No. FF35302), hexagonal pin key (No. 321300), concrete set, complete (No. FF35120),

Copper ring 1.1/4" (No. FF35190), Instruction manual RODIADRILL 3000 PD (No. 90725), tool bag (No. FF70001).

Model	kg	No.
RODIACUT® 400 PRO D	40.5	FF34300
Drill stand RODIACUT® 400 PRO D	28.4	FF30030
Drill column 1100 mm, Hub 680 mm	11.7	FF50995
Drill column 1420 mm, Hub 1000 mm	16.1	FF50996
Drill column 1920 mm, Hub 1500 mm	21.4	FF50997

Description	kg	No.
Feed unit for RC 400 PRO	5.1	FF50993
Angled support for RC 400 PRO anchor base	3.2	FF50998
RODIADRILL 3000 PD	12.1	FF40300

Accessories



Description	No.	Description	No.
RODIADRILL 2400 PD-E	44 - 45	Distance plate 70 mm	FF35138
Submergible water pump RODIAPUMP	55	RODIA DRY CLEANER 1200	FF35148
Pressurized water container 10 l	55	Mounting articles and accessories	55
Copper ring 1.1/4"	55	Extensions	56
Distance plate 50 mm	FF35131	Drill bits	48 - 53
Distance plate 60 mm	FF35136		

RODIA® Diamond Core Drilling & Cutting

RODIA® Diamond Drill Bits

Space Welding

Cold welding process according to cutting-edge bonding technology: Due to the "neutral zone" the entire diamond segment is used without waste.

SPACE WELDING

Wet and dry drilling with new technology:

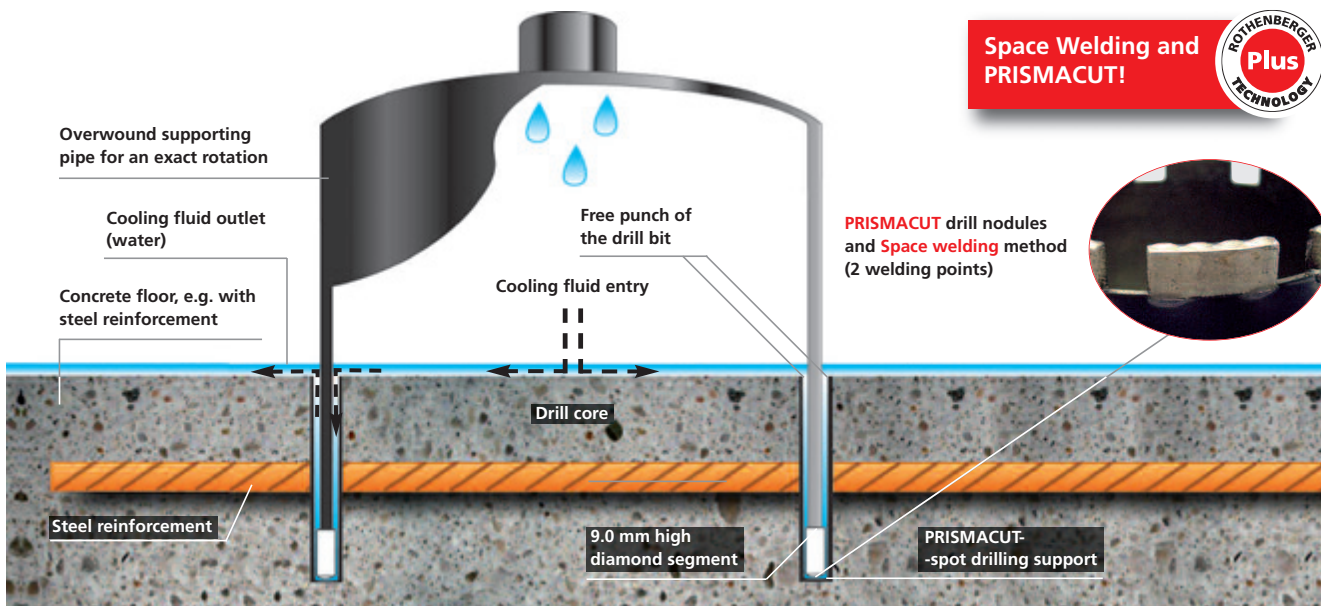
- The innovative high-performance drill bit DURAMANT PRO and SPEED STAR DX is produced using cutting-edge welding technology
- Because of the neutral zone, the "Space Welding" cold welding process guarantees the optimum use of the complete diamond segments without loss
- The service life is up to 20% higher compared to lasered and soldered drill bits

PRISMACUT

Four drill nodules on the diamond segment improve the drill behaviour and at the same time provides optimum water cooling.

PRISMACUT

- The exceptional segment positioning offers optimum free punch size and an excellent cutting speed
- The "PRISMACUT" centre drill nodule is characterised by a better drill behaviour and preservation of the diamond segment
- PRISMACUT guarantees direct water cooling of the diamond segments
- 15% higher cutting speed with steel reinforcement



Which Drill Bit for Which Material?

Drill bit type Use	Tiles	Granite	Marble	Hollow brickwork	Masonry	Lime sand brick	Asphalt	Reinf. concrete	Segment Fixation
EUROLASER				●●●	●●●	●●●			laser-welded
High Speed Plus natural stone	●●●	●●●	●●●	●●	●	●		●●●	soldering
DX-High Speed Plus + DURAMANT PRO	●	●	●	●●●	●●●	●●●	●	●●●	cold-welded
SPEED STAR DX	●●	●●	●●	●●●	●●●	●●●	●●	●●●	cold-welded

suitable ● very suitable ●● ideally suited ●●●



EUROLASER

Laser-welded dry cutting drill bit Ø 32 - 202 mm

Product Profile

APPLICATION AREA

Special dry cutting drill bit for drilling in lime sand brick, hollow brickwork, bricks, aerated concrete, masonry from Ø 32 - 202 mm

Typical areas of application are HVAC&R, plumbing and electronic installations, old building renovations, oven and fireplace construction, air-conditioning technology, gardening and landscaping

KEY FEATURES

- Extremely easy cutting, safe cut in hand-operated use
- Extremely large extraction hole reduces jamming of drill bit
- High drilling speed with less wear

KEY FEATURES

- Easy removing of the drill dust using the extraction rotor
- Conventional 1.1/4" UNC thread adaptors
- Use near walls possible, nominal length 150 mm / 300 mm

TECHNICAL DATA

1.1/4" UNC connection

Drill bit	Segment	Segment dimensions (L x W x H)
Ø 32 - 102 mm	3 - 6	20 x 4.0 x 8 mm
Ø 112 - 202 mm	6 - 8	20 x 4.0 x 8 mm

Nominal length from 80 mm

Strong weight reduction, very close work to walls

Roof-type segments

Extremely easy cuts, safe cuts in hand-operation

Thread connections with 1.1/4" UNC

Extremely large extraction hole reduces jamming of drill bit, quick and clean transport of the drill dust using the extraction rotor

8 mm high diamond segments

High drilling speed, low wear

Suitable for



1400/1800 DWS*



2400 PD-E*



1800 DRY



3000 PD*



NL 80 mm (M16)
Drill bit for socket outlet



NL 150 mm



NL 300 mm



NL 300 mm


* optional with extraction rotor

Masonry

Hollow brickwork

Aerated concrete

Lime sand brick



Ø mm	M16		1.1/4" Nominal length	
	150 mm	kg	300 mm	150 mm
20			FF03329	
32	0.3	FF03350	0.8	FF03330 0.7 FF03380
42	0.4	FF03351	0.9	FF03331 0.8 FF03381
52	0.6	FF03352	1.2	FF03332 0.9 FF03382
57	0.6	FF03353	—	0.9 FF03383
62	—	—	1.5	FF03333 1.0 FF03384
68	0.8	FF03355	—	1.0 FF03385
72	—	—	1.7	FF03334 1.2 FF03386
76	0.9	FF03367	—	1.2 FF03387
82	1.0	FF03357	1.9	FF03335 1.3 FF03388
87	—	—	—	1.4 FF03389
92	—	—	2.1	FF03336 1.5 FF03390
102	1.3	FF03359	2.4	FF03337 1.6 FF03391

Ø mm	M16		1.1/4" Nominal length	
	60 mm	kg	300 mm	150 mm
107	1.4	FF03360	—	1.7 FF03392
112	1.6	FF03361	2.7	FF03338 1.8 FF03393
117	—	—	—	1.9 FF03394
122	1.8	FF03362	2.9	FF03339 2.0 FF03395
127	1.9	FF03363	—	2.1 FF03396
132	2.0	FF03364	3.2	FF03340 2.2 FF03397
142	—	—	—	2.4 FF03398
152	2.4	FF03365	3.7	FF03341 2.7 FF03399
162	2.6	FF03366	3.9	FF03342 3.1 FF03400
172	—	—	3.9	FF03343
182	—	—	4.2	FF03344 3.6 FF03401
202	—	—	4.5	FF03345 4.0 FF03402

RODIA® Diamond Core Drilling & Cutting

RODIA® Diamond Drill Bits

High Speed Plus Natural Stone

Soldered diamond core wet cutting drill bit Ø 6 - 68 mm for extremely hard materials

Suitable for all other drilling systems with R 1/2" and 1.1/4"!



2

Product Profile

APPLICATION AREA

Special wet drill bits for drilling in natural stone, granite, marble, (double) baked brick, masonry, (reinforced) concrete, glass or hollow brickwork from Ø 6 - 67 mm

Typical areas of application are HVAC&R, plumbing and electronic installations, old building renovations, laying tile, stairs and railing installation, air-conditioning technology, garden and landscaping

KEY FEATURES

- Extremely easy cuts, very long service life through 9 mm high segments
- Suitable for all ROTHENBERGER drilling machines
- Balanced rotation reduces wear
- Drilling even through material combinations possible

KEY FEATURES

- Drill holes on the seam or edge of material possible with the use of diamond rings
- Conventional R 1/2" threaded attachments

TECHNICAL DATA

R 1/2" connection

Drill bits **Segment** **Segment dimensions (L x W x H)**

Ø 6 - 40 mm Ring segments Ring x (1.15 - 2.0) x 9 mm

Ø 45 - 67 mm* 4 - 6 24 x 2.5 x 8 mm

Effective length: Ø 6.3 - 10 mm = 50 mm

Ø 12 - 67 mm = 120 mm

Special length of 300 mm available upon request

*Single segment mounting from Ø 45 mm

9 mm high segments with high diamond concentration

Extremely easy cutting, very long service life in granite tiles

Threaded adaptor R 1/2"

Suitable for all other ROTHENBERGER drilling machines



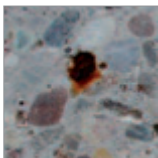
Overwound drill bits

Balanced rotation reduces wear

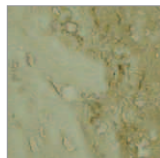
Drilling of the hardest materials




Reinf. concrete



Marble



Granite



Green granite




Masonry



Hollow brickwork



Aerated concrete



Asphalt



Suitable for



Ceramic ECO



Ceramic



1400/1800 DWS*

Ø mm	kg	Adaptor R 1/2" No.
6.3	0.17	FF44806
8.3	0.17	FF44808
10	0.17	FF44810
12	0.19	FF44812
14	0.20	FF44814
15	0.20	FF44815
16	0.20	FF44816

Ø mm	kg	Adaptor R 1/2" No.
18	0.21	FF44818
20	0.22	FF44820
22	0.22	FF44822
24	0.22	FF44824
25	0.23	FF44825
26	0.23	FF44826
28	0.25	FF44828

Ø mm	kg	Adaptor R 1/2" No.
30	0.25	FF44830
32	0.25	FF44832
35	0.30	FF44835
36	0.32	FF44836
38	0.34	FF44838
40	0.34	FF44840
42	0.35	FF44842

Ø mm	kg	Adaptor R 1/2" No.
45*	0.42	FF44845
50*	0.60	FF44850
55*	0.65	FF44855
60*	0.72	FF44860
65*	0.76	FF44865
67*	0.79	FF44867

* with single segment mounting

DX-High Speed Plus Universal Drill Bits



Space welding universal wet and dry drill bits
Ø 10 - 300 mm



Product Profile

APPLICATION AREA

Wet and dry drill bits for drilling in reinforced concrete, asphalt, masonry, as well as lime sand brick for Ø 10 - 300 mm

Typical areas of application are HVAC&R and electronic installations, old building renovations, building industry, air-conditioning technology, garden and landscaping

KEY FEATURES

- Extremely easy cutting, safe cut in hand-operated use
- Faster cutting progress and extremely long service life
- Suitable for all other ROTHENBERGER drilling machines
- Balanced rotation reduces wear

TECHNICAL DATA

R 1/2" connection (300 mm effective length)

Drill bit	Segment	Segment dimensions (L x W x H)
Ø 10 - 40 mm	1	19.3 x 2.5 x 9 mm
Ø 42 - 62 mm	4 - 6	24.0 x 2.5 x 9 mm
Ø 72 - 92 mm	7 - 8	24.0 x 2.8 x 9 mm
Ø 102 - 132 mm	7 - 11	24.0 x 3.3 x 9 mm

1.1/4" UNC connection (430 mm effective length)

Ø 20 - 62 mm	1 - 6	24.0 x 2.5 x 9 mm
Ø 72 - 92 mm	7 - 8	24.0 x 2.8 x 9 mm
Ø 102 - 152 mm	9 - 12	24.0 x 3.3 x 9 mm
Ø 162 - 182 mm	12 - 14	24.0 x 3.8 x 9 mm
Ø 200 - 300 mm	14 - 20	24.0 x 4.0 x 9 mm

Suitable for



Threaded adaptor
R 1/2" and 1.1/4" UNC

Suitable for all other
ROTHENBERGER
drilling machines

Space welding

Allows wet and dry use

Overwound drill bits

Balanced rotation reduces wear

Extremely easy cuts,
safe cuts in hand
operated use

Special segment mix

Quicker drilling progress
and extremely long service life

* We recommend the optional extraction rotor when using as a dry drill bit

**Highest service life and
universal application!**

Hollow brickwork

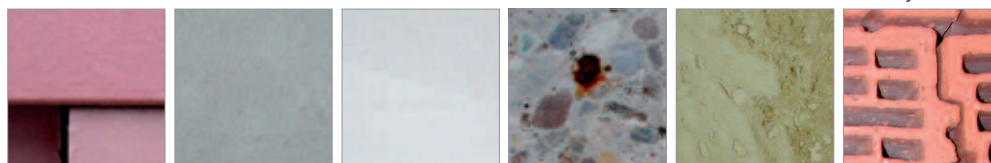
Pavement

Lime sand brick

Reinf. concrete

Marble

Masonry



Ø mm	kg	Adaptor R 1/2" No.	Ø mm	kg	Adaptor R 1/2" No.	Ø mm	kg	Adaptor 1.1/4" No.	Ø mm	kg	Adaptor 1.1/4" No.
10	0.3	FF44610	52	0.9	FF44650	20	0.5	FF44020	108	3.6	FF44105
12	0.4	FF44612	56	1.2	FF44655	25	0.6	FF44025	112	3.8	FF44110
14	0.4	FF44614	62	1.2	FF44660	30	0.7	FF44030	122	4.2	FF44120
15	0.4	FF44615	66	1.3	FF44665	35	0.8	FF44035	125	4.3	FF44125
16	0.4	FF44616	72	1.4	FF44670	40	1.2	FF44040	132	4.6	FF44130
18	0.4	FF44618	76	1.5	FF44675	46	1.4	FF44045	142	5.0	FF44140
20	0.5	FF44620	82	1.6	FF44680	52	1.6	FF44050	152	6.4	FF44150
22	0.5	FF44622	87	1.7	FF44685	56	1.7	FF44055	162	7.0	FF44160
24	0.5	FF44624	92	1.9	FF44690	62	1.9	FF44060	172	7.5	FF44170
25	0.5	FF44625	95	2.0	FF44695	66	2.1	FF44065	182	8.0	FF44180
26	0.5	FF44626	102	2.1	FF44700	72	2.3	FF44070	200	9.0	FF44200
28	0.6	FF44628	108	2.3	FF44705	76	2.4	FF44075	220	11.4	FF44220
30	0.6	FF44630	112	2.4	FF44710	82	2.6	FF44080	225	12.5	FF44225
32	0.6	FF44632	117	2.5	FF44715	87	2.8	FF44085	250	13.6	FF44250
35	0.7	FF44635	122	2.6	FF44720	92	3.0	FF44090	280	17.6	FF44280
38	0.7	FF44638	127	2.8	FF44725	102	3.4	FF44100	300	19.3	FF44300
40	0.7	FF44640	132	2.9	FF44730						
46	0.8	FF44645									

Suitable for all other drilling systems with R 1/2" and 1.1/4"!

RODIA® Diamond Core Drilling & Cutting

RODIA® Diamond Drill Bits

SPEED STAR DX

Space welding wet and dry drill bits Ø 10 - 500 mm

Space Welding and PRISMACUT!



Product Profile

APPLICATION AREA

Wet and dry drill bits Wet and dry drill bits asphalt, masonry, as well as natural and artificial stone of Ø 10 - 500 mm

Typical areas of application are HVAC&R, plumbing, old building renovations, building industry, air-conditioning technology, gardening and landscaping

KEY FEATURES

- Extremely easy cuts, safe cut in hand-operated use
- Balanced rotation reduces wear
- Suitable for all other ROTHENBERGER drilling machines
- Standard lengths 400 / 500 mm, special lengths available on request
- Conventional R 1/2" and 1.1/4" UNC threaded adaptors

TECHNICAL DATA

Drill bits	Segment	Segment dimensions (L x W x H)
Ø 10 - 38 mm	1	16 x 3.0 x 7.0 mm
Ø 40 - 48 mm	1 - 4	24 x 3.0 x 9.0 mm
Ø 50 - 55 mm	5 - 6	24 x 3.5 x 9.0 mm
Ø 56 - 72 mm	6 - 7	24 x 3.5 x 9.0 mm
Ø 75 - 102 mm	7 - 8	24 x 3.5 x 9.0 mm
Ø 107 - 142 mm	9 - 11	24 x 4.0 x 9.0 mm
Ø 142 - 182 mm	11 - 14	24 x 4.0 x 9.0 mm
Ø 182 - 250 mm	14 - 16	24 x 4.0 x 9.0 mm
Ø 300 - 500 mm	16 - 26	20 x 5.0 x 9.0 mm

Connection R 1/2": Effective length 400 mm
Connection 1.1/4" UNC: Effective length 500 mm

Durable (DURAMANT) PRISMACUT

Extremely easy cutting, safe cut in hand-operated use

Extremely high diamond concentration

Faster drilling progress

Suitable for



Special drill bits for pavement, asphalt, as well as special lengths up to 1000 mm available upon request!

* We recommend the optional extraction rotor when using as a dry drill bit



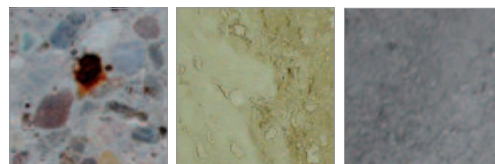
Threaded adaptor R 1/2" and 1.1/4" UNC

Suitable for all other ROTHENBERGER drilling machines

Reinf. concrete

Marble

Asphalt



Overwound drill bits

Balanced rotation reduces wear

Ø mm	kg	Adaptor R1/2" No.	Ø mm	kg	Adaptor R1/2" No.	Ø mm	kg	Adaptor 1.1/4" No.	Ø mm	kg	Adaptor 1.1/4" No.
10	0.3	FF00610	52	0.9	FF00650	20	0.5	FF00020	122	4.2	FF00120
12	0.4	FF00612	56	1.2	FF00655	25	0.6	FF00025	125	4.3	FF00125
14	0.4	FF00614	62	1.2	FF00660	30	0.7	FF00030	132	4.6	FF00130
15	0.4	FF00615	66	1.3	FF00665	35	0.8	FF00035	142	5.0	FF00140
16	0.4	FF00616	72	1.4	FF00670	40	1.2	FF00040	152	6.4	FF00150
18	0.4	FF00618	76	1.5	FF00675	46	1.4	FF00045	162	7.0	FF00160
20	0.5	FF00620	82	1.6	FF00680	52	1.6	FF00050	172	7.5	FF00170
22	0.5	FF00622	87	1.7	FF00685	56	1.7	FF00055	182	8.0	FF00180
24	0.5	FF00624	92	1.9	FF00690	62	1.9	FF00060	200	9.0	FF00200
25	0.5	FF00625	95	2.0	FF00695	66	2.1	FF00065	220	11.4	FF00220
26	0.5	FF00626	102	2.1	FF00700	72	2.3	FF00070	250	13.6	FF00250
28	0.6	FF00628	108	2.3	FF00705	76	2.4	FF00075	280	17.6	FF00280
30	0.6	FF00630	112	2.4	FF00710	82	2.6	FF00080	300	19.3	FF00300
32	0.6	FF00632	117	2.5	FF00715	87	2.8	FF00085	350	23.6	FF00350
35	0.7	FF00635	122	2.6	FF00720	92	3.0	FF00090	400	28.4	FF00400
38	0.7	FF00638	127	2.8	FF00725	102	3.4	FF00100	450	33.6	FF00450
40	0.7	FF00640	132	2.9	FF00730	108	3.6	FF00105	500	39.1	FF00500
46	0.7	FF00645				112	3.8	FF00110			

Suitable for all other drilling systems with R 1/2" and 1.1/4"!

DURAMANT PRO Universal Drill Bits

Space welding wet and dry drill bits
Ø 10 - 500 mm

Space Welding and
PRISMACUT!



2



Product Profile

APPLICATION AREA

Wet drill bits for drilling in reinforced-concrete asphalt, as well as natural and artificial stone from Ø 10 - 500 mm
Dry drill bits for drilling in masonry, lime sand brick, poroton and other light building materials from Ø 32 -500 mm

KEY FEATURES

- Enables wet and dry use
- Extremely easy cutting, safe cut in hand-operated use
- Faster drilling progress and longer service life
- Suitable for all other ROTHENBERGER drilling machines
- Balanced rotation reduces wear
- Standard lengths 400 mm with R 1/2" and 500 mm with 1.1/4" UNC
- Conventional R 1/2" and 1.1/4" UNC threaded adaptors

TECHNICAL DATA

Drill bit	Segment	Segment dimensions (L x W x H)
Ø 10 - 38 mm	1	16 x 3.0 x 7.0 mm
Ø 40 - 48 mm	1 - 4	24 x 3.0 x 9.0 mm
Ø 50 - 55 mm	5 - 6	24 x 3.5 x 9.0 mm
Ø 56 - 72 mm	6 - 7	24 x 3.5 x 9.0 mm
Ø 75 - 102 mm	7 - 9	24 x 3.5 x 9.0 mm
Ø 107 - 142 mm	9 - 11	24 x 4.0 x 9.0 mm
Ø 142 - 182 mm	11 - 14	24 x 4.0 x 9.0 mm
Ø 182 - 250 mm	14 - 16	24 x 4.0 x 9.0 mm
Ø 300 - 500 mm	16 - 28	20 x 5.0 x 9.0 mm

Durable (DURAMANT) PRISMACUT

Extremely easy cutting, safe cut in hand-operated use



Threaded adaptor R 1/2" and 1.1/4" UNC

Suitable for all other ROTHENBERGER drilling machines

DURAMANT PRO segments

Allows wet and dry use

Overwound drill bits

Balanced rotation reduces wear

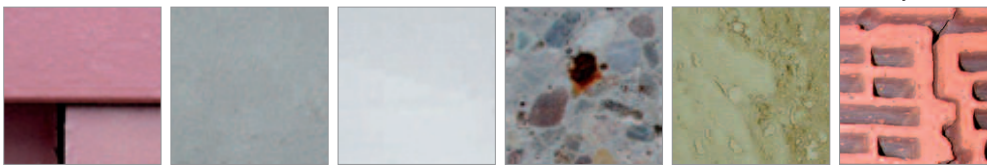


Suitable for



* We recommend the optional extraction rotor when using as a dry drill bit

Hollow brickwork Pavement Lime sand brick Reinf. concrete Marble Masonry



Special segment composition

Faster drilling progress and extremely long service life

Ø mm	kg	Adaptor R 1/2" No.	Ø mm	kg	Adaptor R 1/2" No.	Ø mm	kg	Adaptor 1.1/4" No.	Ø mm	kg	Adaptor 1.1/4" No.
10	0.3	FF42610	46	0.8	FF42645	20	0.5	FF42020	122	4.2	FF42120
12	0.4	FF42612	52	0.9	FF42650	25	0.6	FF42025	125	4.3	FF42125
14	0.4	FF42614	56	1.2	FF42655	30	0.7	FF42030	132	4.6	FF42130
15	0.4	FF42615	62	1.2	FF42660	35	0.8	FF42035	142	5.0	FF42140
16	0.4	FF42616	66	1.3	FF42665	40	1.2	FF42040	152	6.4	FF42150
18	0.4	FF42618	72	1.4	FF42670	46	1.4	FF42045	162	7.0	FF42160
20	0.5	FF42620	76	1.5	FF42675	52	1.6	FF42050	172	7.5	FF42170
22	0.5	FF42622	82	1.6	FF42680	56	1.7	FF42055	182	8.0	FF42180
24	0.5	FF42624	87	1.7	FF42685	62	1.9	FF42060	200	9.0	FF42200
25	0.5	FF42625	92	1.9	FF42690	66	2.1	FF42065	220	11.4	FF42220
26	0.5	FF42626	95	2.0	FF42695	72	2.3	FF42070	225	12.5	FF42225
28	0.6	FF42628	102	2.1	FF42700	76	2.4	FF42075	250	13.6	FF42250
30	0.6	FF42630	108	2.3	FF42705	82	2.6	FF42080	280	17.6	FF42280
32	0.6	FF42632	112	2.4	FF42710	87	2.8	FF42085	300	19.3	FF42300
35	0.7	FF42635	117	2.5	FF42715	92	3.0	FF42090	350	23.6	FF42350
38	0.7	FF42638	122	2.6	FF42720	102	3.4	FF42100	400	28.4	FF42400
40	0.7	FF42640	127	2.8	FF42725	108	3.6	FF42105	450	33.6	FF42450
			132	2.9	FF42730	112	3.8	FF42110	500	39.1	FF42500

* compared to lasered and soldered drill bits

Suitable for all other drilling systems with R 1/2" and 1.1/4"!

RODIA® Diamond Core Drilling & Cutting

Accessories Hand-Operated & Stationary Drilling

Galvano Drill Bit Set

For drilling stoneware tiles Ø 6 - 83 mm

A cost-effective alternative for drilling in stoneware tiles. With the help of a drilling fixture, drillings can be purposely and accurately positioned. Optimum drilling results are achieved when used with the water flow socket included in the set

KEY FEATURES

- Drill and centering aid up to Ø 43 mm
- Water flow socket with 3 edge adaptor
- Galvano drill with 3 edged shaft

Set (No. 19320) includes: Galvano drill (6 - 8 - 10 - 12 mm), centre drill support, water connection, plastic case

Centre drill support with suction cup


Variable adjustment of the drill dimensions up to Ø 43 mm

Water connection

Using quick hose system in R 1/2"

Galvano drill

Ø 6 - 8 - 10 - 12 mm



Description		No.
Galvano Drill Bit Set 6-8-10-12 mm		19320
Galvano Drill 6 mm		FF44906
Galvano Drill 8 mm		FF44908
Galvano Drill 10 mm		FF44910
Galvano Drill 12 mm		FF44912
Galvano Drill 14 mm		FF44914
Galvano Drill 16 mm		FF44916
Galvano Drill 18 mm		FF44918
Galvano Drill 20 mm		FF44920
Galvano Drill 22 mm		FF44922

Description		No.
Galvano Drill 25 mm		FF44925
Galvano Drill 32 mm		FF44932
Galvano Drill 38 mm		FF44938
Galvano Drill 43 mm		FF44943
Galvano Drill 67 mm		FF44967
Galvano Drill 75 mm		FF44975
Galvano Drill 83 mm		FF44983
Centre drill support up to 43 mm		FF35749
Centre drill support up to 83 mm		FF35750
Water flow socket (12 mm adaptor)		FF35748

Vacuum Pump RODIA-VAC

This vacuum pump is suitable for all diamond core drilling units. An extraction tank prevents the vacuum plate from loosening quickly during a sudden power failure. Oil-free vacuum pump with pressure gauge.

Vacuum Sets



No. FF35710
No. FF35740

Quick Clamping Column

Tool-less and reliable bracing between floor and wall or wall and wall. Maximum operation range from 1.7 m up to 3.0 with a load capacity up to 500 kg with sideways guidance.

Description		No.
Quick Clamping Column	9.0	FF35015
Vacuum pump RODIA-VAC 230 V	20.0	FF35200
Vacuum set, RODIACUT® 130, 131 DWS, 170C	1.1	FF35710
Spare foamed rubber for drill base	0.1	FF50007
Vacuum set RODIACUT® 202 DWS, 270C	1.1	FF35740
Spare foamed rubber for drill base	0.1	FF50008
Sharpening stick (286 x 152 x 40 mm)	1.8	FF35135


1.1 KW motor power
85% Vacuum
200 l/min extraction volume

10 l extraction tank

Safety during a power failure



No. FF35015



No. FF35135

RODIA® Diamond Core Drilling & Cutting

Accessories Hand-Operated & Stationary Drilling



Concrete Fixing Set

Includes (No. FF35120): Knurled thread rod Type G-B 160 mm, screw thread M 12/20 mm (No. FF35129), U-washer (No. FF70166), winged nut M 12 (No. FF55150), 25 x drive-in anchor M 12 (No. FF 35122) and drive-in iron (No. FF35128)

Masonry Fixing Set

Includes (No. FF35121): Knurled thread rod Type G-M 280 mm, screw thread M 12/85 mm (No. FF35130), U-washer (No. FF70166), winged nut M 12 (No. FF55150), hexagonal nut M12 (No. FF70167), 5 x rawl anchor M 12 (re-usable) (No. FF35126) and drive-in iron (No. FF35128)

Special Diamond Drills for Tiles and Natural Stone

For use when hammer drills can't do the job. Various material combinations, such as tiles on concrete, can be easily drilled without damage



Special Diamond Drills
for Tiles and Natural Stone

Description	kg	No.
Concrete fixing set	1.90	FF35120
Thread rod, U washer, nut	0.60	FF35123
Drive-in anchor M12	0.04	FF35122
Threaded rod, B15 concrete set	0.20	FF35129
Threaded rod, B15 masonry	0.30	FF35130
Wet drill bit Ø 15 mm	0.20	FF44815
SDS-plus hammer drill Ø 15 - 160 mm	0.16	111429
Masonry fixing set	1.10	FF35121
Thread rod, U washer, nut	0.70	FF35124
Rawl anchor M 12	0.08	FF35126
Wet drill bit Ø 20 mm	0.22	FF44820
SDS-plus hammer drill Ø 20 - 300 mm	0.22	111449

Copper Rings 1.1/4"

KEY FEATURES

- Levels out the unevenness between motor connection and drill bit
- Easy loosening prevents drill bits from getting stuck on the driveshaft



Description	g	No.
Copper Ring 1.1/4"	5	FF35190

Thread Interfaces

Between motor connection and drill bit



Description	g	No.
R 1/2" ext. thread onto 1.1/4" UNC ext. thread	500	FF35080
1.1/4" UNC int. thread onto R 1/2" int. thread	700	FF35095
Drill bit adaptor 1.1/4" onto R1/2"	510	FF35091
Drill bit adaptor 1.1/4" onto DD-B	800	FF35092
Drill bit adaptor WÜRTH onto 1.1/4"	600	FF35101

Water Supply

The sturdy 10 litre pressurized water container made of aluminium is perfectly suited for individual drilling. When drilling large diameters or series drillings, the fully submersible RODIAPUMP enables a mobile supply of water from buckets or other containers up to a delivery height of 5 meters using a 1" water hose

Description	kg	No.
Pressurized water container	5.50	FF35026
Submersible water pump RODIAPUMP	4.40	FF35029
Special water supply hose	0.20	FF35301
Water supply hose with "Aqua-stop"	0.20	FF35302



Comfortable water connection

Quick connection with the GK adaptor and quick-plug coupling

Rust-free motor shaft

Prevents the quick jamming of the rotor

Fine filter


Prevents entry of foreign materials and protects the motor shaft

No. FF35029

RODIA® Diamond Core Drilling & Cutting

Accessories Hand-Operated & Stationary Drilling


2



Water Extraction Systems

The dirty cooling water is extracted in connection with a wet and dry vacuum (FF35148, FF35210)

Description	kg	No.
Water collection ring, stationary (up to Ø 130 mm)	1.2	FF35700
Spare rubber membrane (for FF35700)	0.3	FF55131
Water collect. ring, hand-opd. (up to Ø 130 mm)	0.8	FF35701
Spare water collection ring discs (for FF35701)	0.2	FF35702
Adaptor for vacuum (FF35700)	0.1	FF35703
Water collection ring, stationary (up to Ø 200 mm)	2.5	FF35730
Spare rubber membrane (for FF35730)	0.6	FF55201



Extensions

R 1/2" and 1.1/4" UNC

KEY FEATURES

- Easy extension of the drilling depth
- High-quality and robust steel design

Nominal length mm	kg	R 1/2" No.	kg	1.1/4" UNC No.
100	0.40	FF35040	1.00	FF35060
200	0.90	FF35045	2.00	FF35065
300	1.40	FF35050	3.00	FF35070
500	2.40	FF35055	5.10	FF35075



Centering Pin

From 90 up to 400 mm

Universal drilling assistance for hand-operated drilling moveable carbide centering tip, quick and tool-less assembly / disassembly.

Extraction Rotor "RODIADUST"

Universal adaptor for wet drilling machines for dust-free dry drilling

Provides optimum extraction results in conjunction with RODIA DRY CLEANER (FF35148) and increases the drilling process, prevents jamming of drill bit and reduces segment wear.

Support Plates for Centering Pin

From Ø 31 mm up to Ø 201 mm

Suitable for FF03300, FF03301, FF03302, FF03303 support plates in connection with centering pin allows a precise drill hole exactly where it is needed.

- Secure hold, drill bit will not slip on the subsurface
- Fast and tool-less assembly / disassembly without the need for screws

Description	g	No.
Extraction Rotor 1.1/4" UNC	1,000	FF40056
Extraction Rotor M 30 x 2	1,000	FF40057
Centering Pin for extraction rotor 300 mm	330	FF03300
Centering Pin for extraction rotor 400 mm	330	FF03301
Mounting shaft for centering drill (6-edge)	200	FF03091
Mounting shaft for centering drill (SDS)	200	FF03092
Adaptor for RODIADRILL 1800 DWS/DRY	100	FF35097
Centering tip "Quick-Out" ICW. FF35097	100	FF35096

Ø mm	g	No.	Ø mm	g	No.
31	5	FF03308	111	50	FF03316
41	8	FF03309	121	55	FF03317
51	10	FF03310	131	58	FF03318
61	13	FF03311	151	77	FF03319
71	17	FF03312	161	80	FF03320
81	18	FF03313	171	85	FF03321
91	22	FF03314	181	100	FF03322
101	44	FF03315	201	120	FF03323

RODIA® Diamond Core Drilling & Cutting Extraction Systems

RODIA DRY CLEANER 1200

Wet and dry extraction unit

Especially good performance when used with WALL CUT 6540, RODIADRILL 1800 DRY or other ROTHENBERGER extraction-friendly system products




Fig. Folded filter
No. FF55374

Model	kg	No.
RODIA DRY CLEANER 1200	10.8	FF35148
Folded filter (2 piece) for wet suction	1.0	FF55374
Paper filter (5 piece) for dry suction	0.3	FF55388

Constant extraction power!
Automatic filter-cleaning function!

High cleaning efficiency

2 polyester-filter cassettes with 99.9% dust retention (max. 20 l), water retention of 15 litres



Separate automatic outlet

Adaptor for further electric tools

User comfort with a wide operating range

5 m long suction hose and 8 m long AC power cord

RODIA CLEANER 1400

Water suction unit

KEY FEATURES

- Easy-to-handle and powerful 1400 watt water extraction unit
- 35 litre container made of zinc-plated steel plate with acrylate coating: Rust-free
- Separate automatic outlet connection for an additional electrical tools



Set (No. FF35210) includes various extraction tubes and extraction nozzles. Wet-suction is possible when used with the cartridge filter system. When used with a cloth filter, dry suction possible. Suitable for use with our core drilling systems.

Model	kg	No.
RODIA CLEANER 1400	9.0	FF35210
Cartridge filter	1.0	FF55447
Paper filter (5 piece)	1.0	FF55448

Separate automatic outlet

Connection for additional electrical tools



Light and easy-to handle

Impact protective ring at base with 4 double roller wheels, 9 kg weight

RODIA® Diamond Core Drilling & Cutting

Cutting

Wall Slot Cutter WALL CUT 6540

Wall slot cutter for precise slots for the laying of pipes, cable ducts and electronic lines slot width: 5 - 40 mm, cutting depth: 20 - 65 mm



Product Profile

APPLICATION AREA

For use in the HVAC&R, plumbing and electrical industries, in enclosed rooms or in inhabited buildings where jolt and dust-free operation is required. Especially suitable for concrete, masonry, lime sand brick and brickwork

KEY FEATURES

- Effort-saving operation with the downward pulling cut
- Precise guidance and easy feed movements without much effort
- Faster cut-off wheel change with locking spindle
- Holding and transport handle can be adjusted to various positions
- Dust extraction guarantees visibility for direct, accurate cutting and safe operation
- Optimum adjustment for all working positions
- Latch prevents unintentional start

TECHNICAL DATA

Voltage:	230 V
Rated input:	2,500 W
Charging rate:	11 A
Idle speed:	6,600 U/min.
Saw blade holder:	Ø 230 mm
Max. Cutting depth:	65 mm
Max. Slot width:	40 mm
Weight:	9.0 kg
Slot width:	5 - 40 mm
Cutting depth:	20 - 65 mm



Scope of delivery (No. FF40040): Wall slot cutter WALL CUT 6540 with 2 saw blades Ø 230 mm (No. FF11230), chisel (No. 77151), pin type face wrench (No. FF70088), transport case (No. FF60101)

Description	kg	No.
WALL CUT 6540 - Set	9.0	FF40040

Effort-saving operation with the downward pulling cut



ACCESSORIES



Description	kg	No.
Cut-off discs	59	
Fine dry vacuum RODIA DRY Cleaner 1200	57	10.8 FF35148
Clamping set, complete	0.6	FF53505
Transport case WALL CUT 6540	10.0	FF60101

Universal Premium / Ceramic

Professional diamond cutting discs Ø 115 - 350 mm



Product Profile

APPLICATION AREA

Diamond cutting discs Universal Premium are suitable for:
General building materials, old concrete, concrete, reinforced concrete, roofing tile, concrete pipes, compressed sand-lime brick, porcelain, manufactured concrete, aggregate concrete and clay bricks

Diamond cutting discs Ceramic are suitable for:
Tiles, ceramic, marble, granite, porcelain stoneware, natural and artificial stones, hard brick and porphyry

TECHNICAL DATA


Diamond cutting discs:		
Universal Premium	Drill hole	Segment height
Ø 115 mm	22.23	10 mm
Ø 125 mm	22.23	10 mm
Ø 230 mm	22.23	10 mm
Ø 350 mm	25.40	10 mm
Ceramic	Drill hole	Segment height
Ø 115 mm	22.23	8 mm
Ø 125 mm	22.23	8 mm
Ø 230 mm	22.23	10 mm

High performance universal disc

For dry and wet cutting

Laser welded segment connections

High service life and stability








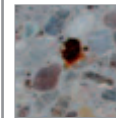


Special cooling hole drilling

Prevents high temperatures on the diamond segments

10 mm segments

High variety of cuts


Diamond cutting discs	Tiles	Granite	Marble	Hollow Brickwork	Masonry	Lime sand brick	Concrete	Reinforced concrete
Universal Premium								
Ceramic	●●●	●●●	●●●	●●	●●●	●●●	●●●	●●

suitable ●●● ideally suited ●●●●

Universal Premium

Ø mm	kg	No.
115	0.30	1500000247
125	0.40	1500000248
230	0.70	1500000249
350	1.90	1500000250

Further diameters and disc types available upon request!




Ceramic

Ø mm	kg	No.
115	0.30	1500000251
125	0.40	1500000252
230	0.70	1500000253

Further diameters and disc types available upon request!





3



ROTHENBERGER



Bending

Manual

One Handed Bender	62 - 64
Bending Pliers	65 - 66
Tube Bending Springs CU	67
Internal Bending Springs MSR	67
Vice Bender	68 - 69



Manual Hydraulic

Bender Manual Hydraulic	70 - 71
-------------------------	---------

Electric Hydraulic

Bender Electric Hydraulic	72 - 73
---------------------------	---------

Electric

Bender Electric	74 - 76
-----------------	---------

Bending Tables

76 - 79

Bending

Manual

TUBE BENDER

For accurate one handed bending up to 90°,
 Ø 5 - 12 mm (1/4 - 1/2")



Product Profile

APPLICATION AREA

Suitable for pipe made of:

Copper (soft) and aluminium: Ø 5 - 12 mm, 1/4 - 1/2"

Precision steel (soft): Ø 5 - 12 mm, 1/4 - 1/2"

KEY FEATURES

- Accurate bending even in restricted spaces
- Production of U-bends, counter bends, swan-neck bends and connecting bends possible at all levels
- Quick and simple change of the bending formers
- Fast release and removal of the bending formers
- One handed operation through the ergonomic design
- Fast and accurate bending

3



Ratchet arm with bayonet coupling

Quick change of the bending formers

Release lever

Quick release and reset of the bending former

Ergonomic design

One handed operation

Compact design

Accurate bending even in restricted spaces

Mechanical ratchet feed

Quick and accurate bending


Open bending frame

Production of U-bends, counter bends, swan-neck bends and connecting bends possible at all levels



Fig TUBE BENDER Set

Various bends possible



TUBE BENDER (No. 24130)



Bending formers (No. 24048)



Back plates (No. 24049)



Bending segments



TUBE BENDER sets includes: basic tool complete with bending segments, back plates, in plastic carrying case (No. 24025)

Model	kg		No.
Basic set (basic tool, back plates plastic case)	1.00	1	24010
TB Set 5 - 6 - 8 - 10 mm	2.84	1	24131
TB Set 6 - 8 - 10 - 12 mm	3.03	1	24132
TB Set 8 - 10 - 12 mm	2.82	1	24133
TB Set 1/4 - 5/16 - 3/8 - 1/2"	2.92	1	24134
Plastic carrying case	0.60	1	24025
Basic tool without bending segments	0.36	1	24130
Support segment	0.05	1	24048
Back plate without support segment	0.14	1	24049

TUBE BENDER Bending Segments

Model	Size	g	No.
Bending segments	5 mm	190	24001
Bending segments	6 mm	210	24002
Bending segments	8 mm	250	24003
Bending segments	9 mm	360	24004
Bending segments	10 mm	390	24005
Bending segments	12 mm	390	24007
Bending segments	1/4"	210	24002
Bending segments	5/16"	250	24003
Bending segments	3/8"	270	24006
Bending segments	1/2"	380	24008

Previous bending segments and back plates from earlier models are compatible!

TUBE BENDER MAXI

For accurate one handed bending up to 90°,
Ø 12 - 26 mm (3/8 - 1.1/4")



Product Profile

APPLICATION AREA

For the bending of pipes made of soft copper and aluminium, coated copper and precision steel pipes, as well as multi-layered composite pipes (only in MLP-Sets) and stainless steel (soft)

Suitable for pipe made of:

Copper (soft) and aluminium:	Ø 12 - 22 mm, 3/8 - 7/8"
Copper (coated):	Ø 12 - 18 mm, 3/8 - 5/8"
Precision steel (soft):	Ø 12 - 22 mm, 3/8 - 7/8"
Stainless steel (thin-walled, soft):	Ø 12 - 18 mm, 3/8 - 5/8"
MSR (Multilayer):	Ø 14 - 26 mm, 5/8 - 1.1/4"

KEY FEATURES

- Eliminates the cost for bending formers, storage and purchase
- Quick release and reset of the bending segments
- Bending segments are easily exchanged
- Optimum bending results

Handle will not open during transport

Safe transport

Optimum bending results

Plastic bending segments and support segments with increased conductivity

Mechanical ratchet feed

Quick precise bending

Release lever

Quick release and reset of the bending former

Adjustable bending frame

Production of U-bends, counter bends, swan-neck bends and connecting bends possible at all levels




Fig TUBE BENDER MAXI Set

TUBE BENDER MAXI Sets include: basic unit (No. 023000X), back plate support with segments (Cu Set No. 23001) (MSR Set No. 23080), (MSR-Set No. 24022), plastic carrying case (No. 23097)

Model	kg		No.
TB MAXI set 12 - 15 - 18 - 22 mm	3.5	1	023020X
TB MAXI set 12 - 14 - 16 - 18 - 22 mm	3.5	1	023021X
TB MAXI set 3/8 - 1/2 - 5/8 - 3/4 - 7/8"	3.3	1	023022X
TB MAXI set MSR 14 - 16 - 18 - 20 - 25 mm	3.3	1	023090X
TB MAXI set MSR 14 - 16 - 18 - 20 - 26 mm	3.3	1	023091X
Basic tool without back plate support	1.0	1	023000X
Back plate support without support segments	0.5	1	23015
Support segment R/L 10 - 25 mm	0.5	2	23008
Support segments R/L 12 - 22 mm	0.1	2	23047
Plastic carrying case	1.1	1	23097

Previous bending segments and back plates from earlier models are compatible!

TUBE BENDER MAXI Bending Segments

Model	Size	max. mm	g	No.
Bending segments	12 mm	1.0	80	23002
Bending segments	14 mm	1.0	80	23003
Bending segments	15 mm	1.0	90	23004
Bending segments	16 mm	1.0	100	23005
Bending segments	18 mm	1.0	140	23006
Bending segments	22 mm	1.0	170	23007
Bending segments	3/8"	1.0	70	23010
Bending segments	1/2"	1.0	80	23011
Bending segments	5/8"	1.0	100	23012
Bending segments	3/4"	1.0	120	23013
Bending segments	7/8"	1.0	170	23014

Bending

Manual

TUBE BENDER MAXI MSR Set

One-handed bending tool for precision bending of multi-layered composite pipes (MSR), Ø 14 - 32 mm



Product Profile

APPLICATION AREA

Universal bending tool. Increases safety by reducing the number of joints. Eliminates the costs for bending formers, storage and purchase

KEY FEATURES

- Ideal in confined spaces
- Quick release and resetting of bending formers
- Bending formers easily changed
- Optimal bending results
- Reduction of pressure-loss in the unit due to the low cross-sectional constriction as compared to prefabricated form pieces

3



Adjustable bending frame

Production of U-bends, counter bends, swan-neck bends and connecting bends possible at all levels

Ratchet arm with bayonet coupling

Bending formers easily changed

Smooth running feed lever

Ideal for use in confined spaces and for one-handed operation

Plastic bending formers and support segments with increased conductivity

Optimum bending results

Release lever

Quick release and resetting of bending formers

Mechanical ratchet feed

Quick operation

Universal field operation




Fig TUBE BENDER MAXI MSR

Body made of resistant die-cast steel

Sturdy and long-lasting



TUBE BENDER MAXI MSR Set

Sets (No. 23065 / 23095) include: TUBE BENDER MAXI MSR (No. 23076), support brackets (No. 23080), bending formers in steel carrying case (No. 24022)

Model	Description	No.
TUBE BENDER MAXI MSR Set	14- 16- 18- 20- 25- 32 mm	23065
TUBE BENDER MAXI MSR Set	14- 16- 18- 20- 26- 32 mm	23095

Accessories



Description	g	No.	Description	g	No.
Bending segment 14 x 2.0 mm	80	23003	Bending segment 26 x 2.0 mm	200	23053
Bending segment 16 x 2.0 mm	100	23005	Bending segment 32 x 2.0 mm	380	23051
Bending segment 18 x 2.0 mm	140	23050	Basic tool 32 without support brackets	1280	23076
Bending segment 20 x 2.0 mm	150	23052	Support brackets with support segments R/L 23076	790	23080
Bending segment 25 x 2.0 mm	180	23009	Support segments	200	23083

Standard Two Handed Bender 90°

For accurate bending up to 90° for pipes made of soft and semi-hard copper according to DIN EN 1057
Ø 12 x 1.0 - 28 x 1.0 mm

Universal bender for sanitary and heating installations refrigeration and air-conditioning systems

KEY FEATURES

- Long handles allow for better leverage in the bending of semihard copper pipes
- Bending pliers with sliding carriage for millimetre-exact bending
- Accurate adjustments between the bending radius and handle length reduces effort required



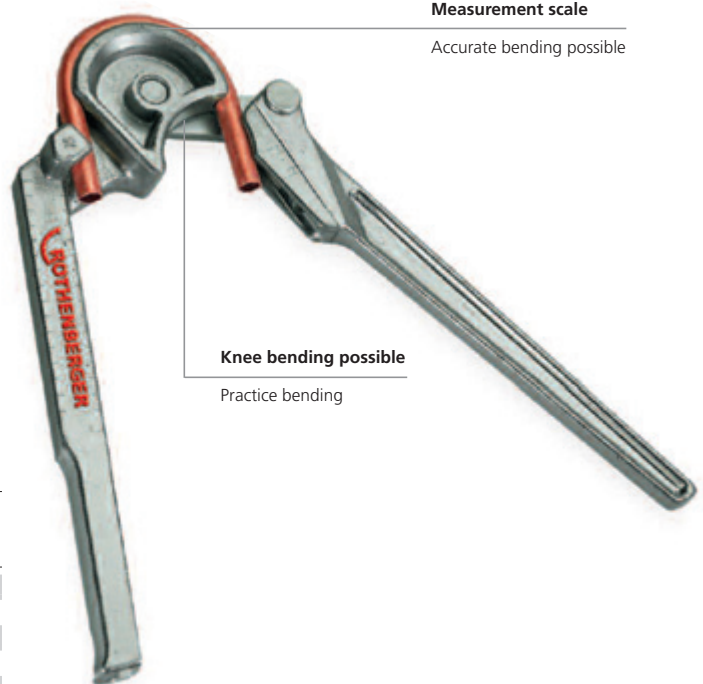
Size	mm	R Radius mm	L mm	kg	No.
12 mm	1.0	43	460	1.4	462212
15 mm	1.0	60	600	2.3	462215
18 mm	1.0	74	860	3.2	462218
22 mm	1.0	87	900	4.3	462222

MULTIBEND Standard Bender 180°

For accurate bending up to 180° of pipes made of soft copper, aluminium and precision steel Ø 6 - 18 mm
(1/4 - 5/8")

KEY FEATURES

- Bending radius display of 0 - 180° for accurate bending
- Clamp mechanism for better pipe hold allows the bending of shorter pipe pieces
- Light construction allows for fatigue-free hand operation

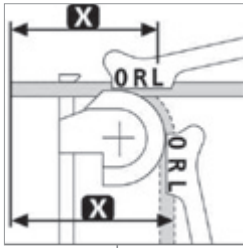


Size	max. mm	R Radius mm	kg	No.
10 mm	1.0	30	0.37	25401
12 mm	1.0	36	0.64	25402
14 mm	1.0	42	0.98	25403
15 mm	1.0	48	1.45	25404
16 mm	1.0	48	1.46	25405
18 mm	1.0	54	2.00	25406


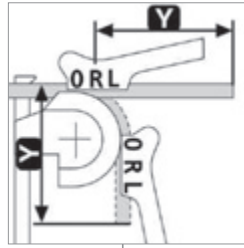
Bending

Manual

Method L



Method R



Accurate bending

Minimum size chart and bending radius display on measurement scale

MINIBEND

For accurate two handed bending up to 180° of pipes made of soft copper, brass, aluminium and precision steel Ø 6 - 10 mm, (1/4 - 3/8")

KEY FEATURES

Suitable for use in refrigeration and air-conditioning, oil supply, automotive, hydraulic and pneumatic industries

Method L - Determination of the length of L - Left:

O: Reference to bending scale (0-0) and/or start/end of the bending radius
L: Used to determine/indicate the final dimension desired from the left (pipe beginning) up to top edge of the pipe (Mass X)

Method R: Determination of the length of R - Right:

O: Reference to bending scale (0-0) and/or start/end of the bending radius
R: Used to determine/indicate the final dimension desired from the right (pipe beginning) up to top edge of the pipe (Mass Y)

Model	Size	g	No.
MINIBEND	6 - 8 - 10 mm	420	25150
MINIBEND	1/4 - 5/16 - 3/8"	420	25151

Standard Bender 180°

For accurate bending up to 180° of pipes made of soft copper, aluminium and precision steel Ø 6 - 18 mm (1/4 - 5/8")

KEY FEATURES

Bending radius display of 0 - 180° for accurate bending
Clamp mechanism for better pipe hold allows the bending of shorter pipe pieces
Light construction allows for fatigue-free hand operation


Accurate bending

Minimum size chart and bending radius display on measurement scale



Size	R Radius mm	mm	g	No.
6 mm	18	305	550	25130
10 mm	30	390	970	25132
12 mm	36	390	980	25133
14 mm	47	450	1,580	25134
15 mm	54	450	1,830	25135
16 mm	58	450	1,830	25136
5/16"	24	305	640	25131
5/8"	58	450	1,830	25136

ACCESSORIES




Description	No.
Internal / External deburrer	31
Bending spray, 150 ml	67 25120

Copper Tube Bending Springs

For free-handed bending of soft copper pipes
Ø 6 - 16 mm (1/4 - 5/8")

KEY FEATURES

- Coiled cone for ideal handling even with longer pipes
- Tough and long lasting with the cadmium-plated spring steel
- Optimal spring form prevents buckling in bending radius area



Size	g	No.
10 mm	80	25182
12 mm	160	25183
15 mm	220	25185
16 mm	220	25186


Size	g	No.
1/4"	80	25187
5/16"	70	25181
3/8"	90	25188
1/2"	130	25190
5/8"	220	25186

MSR Internal Bending Springs

For hand bending of aluminium multi-layer pipes (MSR)
Ø 6 - 20 mm

KEY FEATURES

- Ideal operation even with longer pipes:
- Grip ring for retraction out of the pipe
- Entry taper for clean insertion in the pipe
- Sturdy and long lasting; NIROSTA spring steel
- Pipe will not buckle due to optimal spring form



Grip ring

for insertion into and retraction out of the pipe

Entry taper

for clean insertion in the pipe

Model	Bending spring	Pipe	g	No.
MSR-internal-bending spring	6.0 mm	12.0 mm	90	25441
MSR-internal-bending spring	8.0 mm	14.0 mm	120	25442
MSR-internal-bending spring	10.0 mm	16.0 mm	150	25443
MSR-internal-bending spring	12.0 mm	18.0 mm	180	25444
MSR-internal-bending spring	13.5 mm	20.0 mm	220	25445
MSR-internal-bending spring	19.0 mm	25/26 mm	380	25446
MSR-internal-bending spring	16.0 mm	17.5 mm	280	25448
MSR-internal-bending spring	20.0 mm	21.5 mm	420	25449



Bending Spray

For bending copper and steel pipes

KEY FEATURES

- Combination of slide and bending oil
- Because of the special viscosity even copper and steel pipes are able to be bent easily



Fig. Similar

Model	Contents	No.
Bending spray, 150 ml	150 ml	25120

ACCESSORIES



Description	No.
Internal / External deburrer	31

Bending

Manual

ROBEND® H+W PLUS

For accurate cold bending up to 180°,
 Ø 8 - 22 mm (5/16 - 7/8")

Made in Germany!



Product Profile

APPLICATION AREA

For accurate bending up to 180° on pipes made of:

Copper (soft, semi-hard, hard thin-walled):	Ø 8 - 22 mm,	5/16 - 7/8"
Copper (coated, also thin-walled):	Ø 10 - 18 mm,	3/8 - 5/8"
Aluminium and brass:	Ø 8 - 22 mm,	5/16 - 7/8"
Precision steel (also coated):	Ø 10 - 22 mm,	3/8 - 5/8"
Seamless stainless steel:	Ø 8 - 22 mm,	5/16 - 7/8"

KEY FEATURES

- Exact bending to the mm on continuous pipe
- Retains shape and remains stable
- Free-hand bending possible with the additional handle up to Ø 18 mm / 5/8"
- Eliminates the costs of purchase and storage of bending formers
- Easy bending through clamping on a vice
- Exact bending with the minimum size chart and bending radius display

3



ROLUB-Anti-block-System

Less effort due to lower friction and optimum distribution of the bending spray

ROLUB-Anti-Block-System!

Optimum combination of ROLUB guide shoe and the bending former

Perfect bending results without friction marks

Minimum size chart and bending radius display

Accurate bending

Bending formers with base plate


Easy bending through clamping on a vice

Made from high quality forged aluminium

Retains shape and remains stable

Thread for the attachment of the additional lever (accessories)

Free-hand bending possible



ROBEND® H+W PLUS Bender

Universal hand bender complete with bending former, fork with ROLUB guide shoe and handle. Universal application in sanitary and heating installations, refrigeration and air-conditioning systems and industrial systems



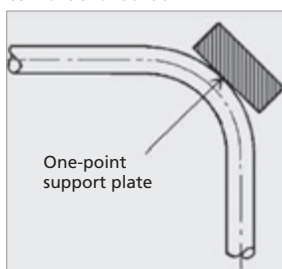
ROBEND® H+W PLUS Bender

Size	max mm	R Radius mm	g	No.
8 mm	1.0	22	660	24508
10 mm	1.0	32	1,180	24510
12 mm	1.0	38	1,110	24512
14 mm	1.0	45	1,370	24514
15 mm	1.0	45	1,370	24515
16 mm	1.0	64	2,620	24516
18 mm	1.0	64	2,620	24518
22 mm	1.0	81	3,800	24522
5/16"	1.0	22	660	24508
3/8"	1.0	32	1,185	24551
1/2"	1.0	38	1,110	24552
5/8"	1.0	64	2,620	24516
3/4"	1.0	81	3,850	24519
7/8"	1.0	81	3,800	24522

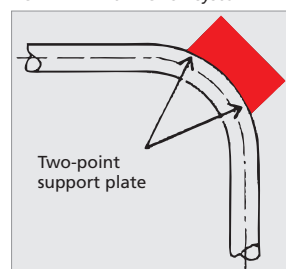
ACCESSORIES (additional lever for free-hand bending)

Lever for bending formers up to Ø 15 mm	25076
Lever for bending formers bigger than Ø 15 mm	25078
Bending spray 150 ml	25120

Conventional bender



ROBEND® with ROLUB system



Accurate bending



ROBEND® H+W PLUS Bending Sets

Sets include: Steel carrying case for a maximum of 4 bending formers, 2 levers for vice bending and bending spray (No. 25120). Bender corresponds to the respective pipe dimensions.



Fig. similar

ROBEND® H+W PLUS Bending Sets

Model	Description	mm	kg	No.
ROBEND® H+W PLUS 12 - 15 - 18 - 22 mm		1.0	16.5	24500
ROBEND® H+W PLUS 10 - 12 - 14 - 16 mm		1.0	16.3	24501
ROBEND® H+W PLUS 12 - 14 - 16 - 18 mm		1.0	13.6	24502
ROBEND® H+W PLUS 15 - 18 - 22 mm		1.0	14.9	24505
ROBEND® H+W PLUS 1/2 - 5/8 - 3/4"		1.0	13.6	24503
ROBEND® H+W PLUS 1/2 - 5/8 - 7/8"		1.0	13.7	24504

ROLUB Anti-Block Special Guide Shoe


Size	g	No.	Size	g	No.
8 mm	20	25308	5/16"	20	25308
10 mm	20	25310	3/8"	25	25310
12 mm	30	25312	1/2"	30	25313
14 mm	30	25314	5/8"	50	25316
15 mm	30	25315	3/4"	90	25319
16 mm	50	25316	7/8"	90	25322
18 mm	50	25318			
20 mm	90	25320			
22 mm	90	25322			

ROLUB Anti-Block Special Guide Shoe

Especially adapted to the ROBEND® H+W bender the ROLUB guide shoe with two-point lubricating chamber system

Elastic honeycomb construction

Up to 42% less effort due to less friction



ROLUB Special Guide Shoe made of high-quality polyamide

Perfect bending results without friction marks

Two-point lubricating chamber system

Ensures optimum distribution of lubrication

Bending

Manual Hydraulic

ROBULL Type E / ROBULL MSR Type E

For precise, manual hydraulic cold bending up to 90°



Product Profile

APPLICATION AREA

Broadly applicable, universal portable hydraulic bending system for plumbing, sanitary and heating installation on construction sites, for apparatus and boiler construction and for industrial use. Also suitable for aligning tubes.

ROBULL Type E:

For accurate bending up to 90° on pipes made of:

Carbon steel suitable for welding and thread-cutting Ø 3/8 - 2"

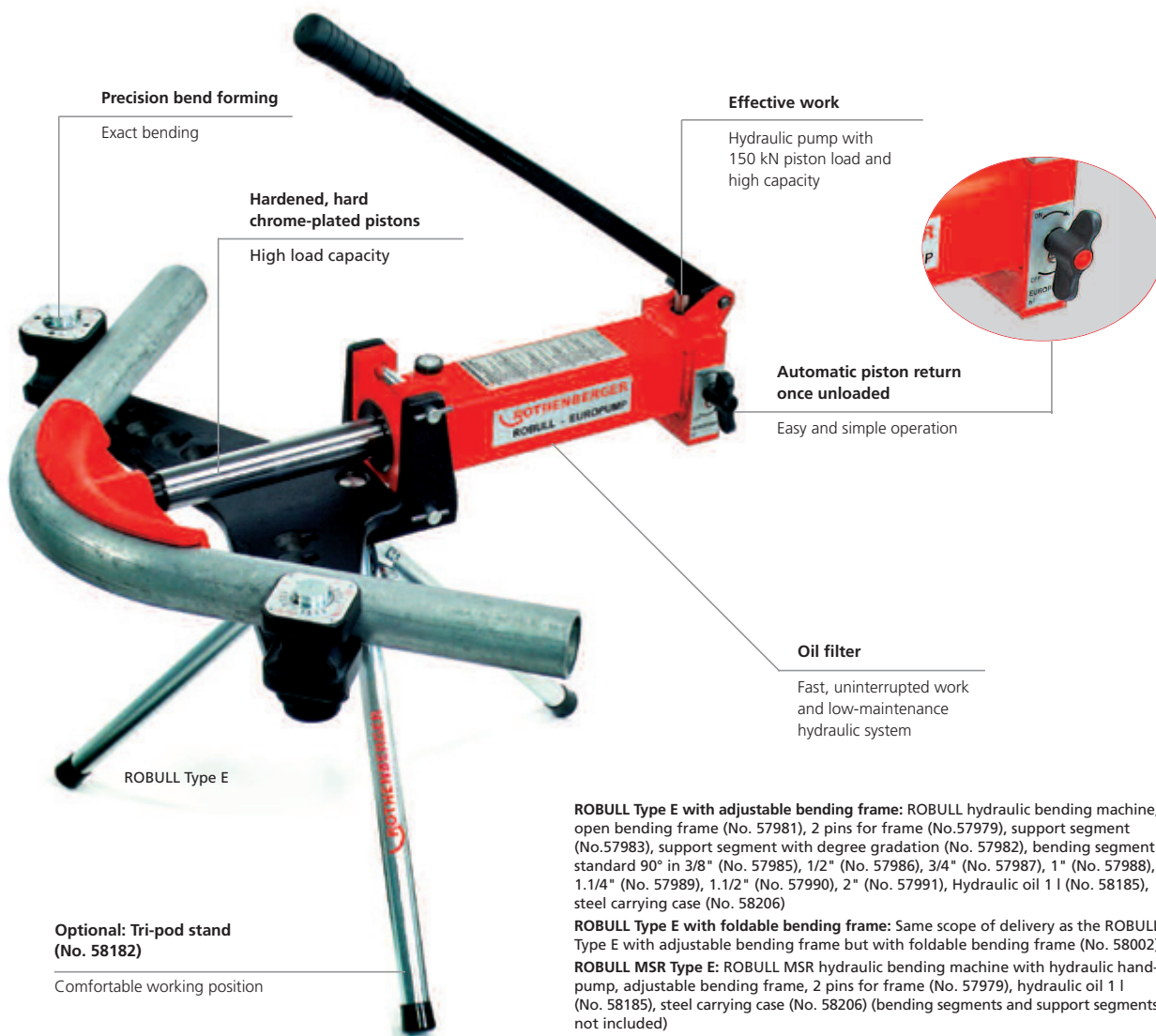
ROBULL MSR Type E:

For accurate bending up to 90° on pipes made of:

multi-layered composite pipe (MSR) Ø 40 - 50 - 63 mm

KEY FEATURES

- Precise bending with the angle scale on the support brackets (not with ROBULL MSR type E)
- Reduces welded joints
- No pre-warming of pipe is required
- No bending forms needed
- Works quicker with the 150 kN piston strength
- Easy and simple operation
- Closed, low-maintenance hydraulic system with a mono-block design and with quick, automatic piston retraction
- Comfortable working position with the tripod stand (opt.)
- With foldable and adjustable bending frame



ROBULL Type E with adjustable bending frame: ROBULL hydraulic bending machine, open bending frame (No. 57981), 2 pins for frame (No. 57979), support segment (No. 57983), support segment with degree gradation (No. 57982), bending segment standard 90° in 3/8" (No. 57985), 1/2" (No. 57986), 3/4" (No. 57987), 1" (No. 57988), 1.1/4" (No. 57989), 1.1/2" (No. 57990), 2" (No. 57991), Hydraulic oil 1 l (No. 58185), steel carrying case (No. 58206)

ROBULL Type E with foldable bending frame: Same scope of delivery as the ROBULL Type E with adjustable bending frame but with foldable bending frame (No. 58002)

ROBULL MSR Type E: ROBULL MSR hydraulic bending machine with hydraulic hand-pump, adjustable bending frame, 2 pins for frame (No. 57979), hydraulic oil 1 l (No. 58185), steel carrying case (No. 58206) (bending segments and support segments not included)

Optional: Tri-pod stand (No. 58182)

Comfortable working position

Model	Description	kg	⊞	No.
ROBULL Type E	without accessories	16.8	1	057950X
ROBULL Type E	with adjustable bending frame and accessories (see above)	59.8	1	057966X
ROBULL Type E	with foldable bending frame and accessories (see above)	72.6	1	057961X
ROBULL MSR Typ E	without bending segments and support segments (see above)	54.0	1	57900



ROBULL Type E



ROBULL Type E with foldable bending frame

ROBULL Type E Bending Segments

small bending radius

inch	mm	Wall thickness max. mm	r mm	kg	No.
3/8"	17.20	2.35	45	0.7	57985
1/2"	21.30	2.65	49	0.7	57986
3/4"	26.90	2.65	65	0.8	57987
1"	33.70	3.25	89	1.3	57988
1.1/4"	42.40	3.25	115	1.6	57989
1.1/2"	48.30	3.25	137	2.4	57990
2"	60.30	3.65	200	3.2	57991

ROBULL Type E Bending Segments

large bending radius

inch	mm	Wall thickness max. mm	r mm	kg	No.
3/8"	17.20	2.35	56	0.8	58010
1/2"	21.30	2.35	85	0.9	58011
3/4"	26.90	2.65	115	1.2	58012
1"	33.70	2.65	145	2.1	58013
1.1/4"	42.40	3.25	180	3.5	58014
1.1/2"	48.30	3.25	214	4.3	58015
2"	60.30	3.65	245	5.6	58016

ROBULL MSR Type E



ROBULL MSR Type E Bending Segments

mm	Wall thickness max. mm	r mm	kg	No.
40	2.35	138	1.2	58021
50	2.65	173	1.7	58022
63	2.65	218	2.3	58023
40 - 50 - 63	see above	see above	9.0	58020



ACCESSORIES



Model	kg	No.
ROBULL Type E		
Bending frame, adjustable	15.2	57981
Support segments for adjustable bending frame, with degree gradation	2.6	57982
Support segments for adjustable bending frame, without degree gradation	2.6	57983
Bending frame, foldable	12.5	58002
Support segments for foldable bending frame	2.2	58004
Locking pin	0.3	57979

Model	kg	No.
ROBULL MSR Type E		
Support segments, 40 mm (2 piece)	1.9	57921
Support segments, 50 mm (2 piece)	3.2	57922
Support segments, 63 mm (2 piece)	3.9	57023
ROBULL Type E / ROBULL MSR Type E		
Hydraulic oil, 1 litre	1.0	58185
Steel carrying case	10	58206
Tripod stand	3.0	58182



Bending

Electric Hydraulic

ROBULL Type ME / ROBULL MSR Type ME

For precise, power hydraulic cold bending up to 90°



Product Profile

APPLICATION AREA

Various uses, mobile hydraulic bending machine for use on the building site in gas, sanitary and heating installations

ROBULL Type ME:

For accurate bending up to 90° on pipes made of:

Carbon steel suitable for welding and thread-cutting Ø 3/8 - 2"


ROBULL MSR Type ME:

For accurate bending up to 90° on pipes made of:

multi-layered composite pipe (MSR) Ø 40 - 50 - 63 mm

KEY FEATURES

- Precise bending with the angle scale on the support segments (not with ROBULL MSR type ME)
- Reduces welding joints
- Pre-warming of the pipe no longer necessary
- No bending forms are necessary
- Effective use with the 150 kN piston strength
- Easy and simple operation
- Closed, low-maintenance hydraulic system with a mono-block design and with quick, automatic piston retraction
- Comfortable working position with the tripod stand (optional)
- With foldable and adjustable bending frame



ROBULL Type ME with adjustable bending frame: ROBULL hydraulic bending machine 230 V, adjustable bending frame (No. 57981), 2 locking pins (No. 57979), support segments (No. 57983), support segments with degree gradation (No. 57982), bending segments standard 90° in 3/8" (No. 57985), 1/2" (No. 57986), 3/4" (No. 57987), 1" (No. 57988), 1.1/4" (No. 57989), 1.1/2" (No. 57990), 2" (No. 57991), hydraulic oil 1 l (No. 58185), steel carrying case (No. 58206)

ROBULL Type ME with foldable bending frame: Same scope of delivery as ROBULL Type ME with adjustable bending frame but with foldable bending frame (No. 58002)

ROBULL MSR Type ME: ROBULL MSR hydraulic bending machine 230 V, adjustable bending frame, 2 locking pins (No. 57979), hydraulic oil 1 l (No. 58185), steel carrying case (No. 58206) (bending segments, support segments not included)

Model	Description	kg		No.
ROBULL Type ME	without accessories	17.8	1	057969X
ROBULL Type ME	with adjustable bending frame and accessories (see above)	59.8	1	057973X
ROBULL Type ME	with foldable bending frame and accessories (see above)	72.6	1	057972X
ROBULL MSR Type ME	without bending segments and support segments (see above)	54.0	1	57915

ROBULL Type ME



ROBULL MSR Type ME



ROBULL Type ME Bending Segments

small bending radius

inch	mm	Wall thickness max. mm	r mm	kg	No.
3/8"	17.20	2.35	45	0.7	57985
1/2"	21.30	2.65	49	0.7	57986
3/4"	26.90	2.65	65	0.8	57987
1"	33.70	3.25	89	1.3	57988
1.1/4"	42.40	3.25	115	1.6	57989
1.1/2"	48.30	3.25	137	2.4	57990
2"	60.30	3.65	200	3.2	57991

ROBULL MSR Type ME Bending Segments

mm	Wall thickness max. mm	r mm	kg	No.
40	2.35	138	1.2	58021
50	2.65	173	1.7	58022
63	2.65	218	2.3	58023
40 - 50 - 63	see above	see above	9.0	58020

ROBULL Type ME Bending Segments

large bending radius

inch	mm	Wall thickness max. mm	r mm	kg	No.
3/8"	17.20	2.35	56	0.8	58010
1/2"	21.30	2.35	85	0.9	58011
3/4"	26.90	2.65	115	1.2	58012
1"	33.70	2.65	145	2.1	58013
1.1/4"	42.40	3.25	180	3.5	58014
1.1/2"	48.30	3.25	214	4.3	58015
2"	60.30	3.65	245	5.6	58016



ACCESSORIES



Model	kg	No.
ROBULL Type ME		
Bending Frame, adjustable	15.2	57981
support forms for adjustable bending frame, with degree gradation	2.6	57982
Support forms for adjustable bending frame without degree gradation	2.6	57983
Bending frame, foldable	12.5	58002
Support segments for foldable bending frame	2.2	58004
Locking pins	0.3	57979

Model	kg	No.
ROBULL MSR Type ME		
Support segments, 40 mm (2 piece)	1.9	57921
Support segments, 50 mm (2 piece)	3.2	57922
Support segments, 63 mm (2 piece)	3.9	57023
ROBULL Type ME / ROBULL MSR Type ME		
Hydraulic oil, 1 litre	1.0	58185
Steel carrying case	10.0	58206
Tripod stand	3.0	58182

Bending

Electric

ROBEND® 3000

Portable, sturdy power bender for cold bending up to 180°, Ø 12 - 28 mm (1/2" - 7/8")

Product Profile

APPLICATION AREA

Universal application in sanitary and heating installations, in pipeline construction, refrigeration and air-conditioning systems as well as industrial systems and batch production. Fewer joints means less potential for leaks. Safety implies less likelihood of injury

Suitable for pipes made of:

Copper (hard, semi-hard and soft DIN EN 1057):	Ø 12 - 28 mm
Copper and precision steel (coated):	Ø 12 - 28 mm
Precision steel (soft DIN 2391 / 2393 / 2394):	Ø 12 - 28 mm
Threaded steel (DIN 2440 / 2441):	Ø 3/8 - 3/4"
Seamless stainless steel (GW 541):	Ø 12 - 28 mm
Multi-layered composite pipe (MSR):	wall thickness 1.0 - 1.2 mm

KEY FEATURES

- Quick return on investment through the savings from joints, soldering material and energy
- Universal application: U-bends, counter-bends, swan-neck bends and connecting bends possible at all levels
- Retains shape and remains stable: bending formers made of high-quality forged aluminium
- Top-quality, precise and simple to use
- Bending without deformation or ripples due to less friction
- Motor rating: 1010 Watt

3



Pre-adjustment of the bending angle without tools

Fast and precise bending




Forged aluminium former with bending radius scale

Easy to use

Special ROLUB Guide Shoe

Bending without deformation or ripples due to less friction



High-performance 1010 W motor

Ideal for continuous operation


Bending technology

Simplified work preparation, eliminates costs of purchase and storage of fittings


Automatic switch-off when preset bending angle is obtained

Fast batch production possible

Bending of pipes made of various materials possible



Seven-fold drive



Comfortable carry handle



ROBEND® 3000 with stand



ROBEND® 3000 Sets


Sets include: Basic 230 V Unit (No. 025740X), bending formers and guide shoes for respective pipe diameters, guide shoe axle (No. 25743), adaptor for tripod (No. 25748) in basic unit (tripod optional), in a plastic carrying case (No. 25745)



ROLUB-Anti-block-System!

ROLUB special guide shoe made out of high-quality polyamide

Perfect bending results without friction marks



2 point lubricating chamber system

Ensures optimum distribution of lubrication

Optional: Tri-pod stand

"not included in delivery"




Fig. ROBEND® 3000 Set

ROBEND® bending sets



Forged aluminium former with bending radius display



Pre-adjustment of the bending angle without tools



Model	Description	Pipe type	kg	No.
ROBEND® 3000 Set	15 - 18 - 22 - 28 mm	Cu, Fe, u.a.	24,12	025705X
ROBEND® 3000 Set	12 - 14 - 16 - 18 - 22 mm	Cu, Fe, u.a.	21,90	025709X
ROBEND® 3000 Set	15 - 22 - 28 mm	Cu, Fe, u.a.	21,10	25760
ROBEND® 3000 Set	12 - 14 - 16 - 18 - 22 - 28 mm	Cu, Fe, u.a.	24,10	025710X
ROBEND® 3000 Set	12 - 15 - 18 - 22 mm	Cu, Fe, u.a.	20,60	025700X
ROBEND® 3000 Set	12 - 15 - 18 - 22 - 28 mm	Cu, Fe, u.a.	23,50	025703X
ROBEND® 3000 Set	1/2 - 5/8 - 3/4" - 7/8"	Cu, Fe, u.a.	19,60	025711X
ROBEND® 3000 Basic Unit	without bending segments	Cu, Fe, u.a.	13,00	025740X

ACCESSORIES



Description	No.	Description	No.
Bending spray 150 ml	25120	Pipe cutter	12 - 30
Guide shoe axle	25743	Internal / External deburrer	31 11006
ROBEND® carrying case, for 5 segments up to Ø 30 mm	25745	Hard soldering torch (SUPER FIRE 3 with MAPP®-GAS)	140
Tri-pod stand, foldable	25748	Brazing solder	169 - 171

ROBEND® 3000 bending sets can be found on 76

Bending

Accessories & Bending Tables

ROBEND® 3000 Bending Formers

For bending pipes Ø 9 - 28 mm (1/2 - 1.1/8")



ROBEND® 3000 bending set with ROLUB guide shoe

For copper pipe DIN EN 1057, aluminium pipe, precision steel pipe DIN 2391/93/94, stainless steel pipe and others

Size	Wall thickness mm	Bending radius mm	kg	No.
12 mm	1.0	42	0.48	25612
14 mm	1.0	49	0.48	25614
15 mm	1.0	52	0.53	25615
16 mm	1.0	56	0.60	25616
18 mm	1.0	72	1.17	25618
20 mm	1.0	80	1.42	25620
28 mm	2.0	112	2.90	25628

For copper pipe

Size	Wall thickness mm	Bending radius mm	kg	No.
1/2"	1.2	45	0.53	25652
3/4"	1.2	80	1.42	25619
1"	1.5	112	2.90	25625
1.1/8"	1.6	112	2.90	25626

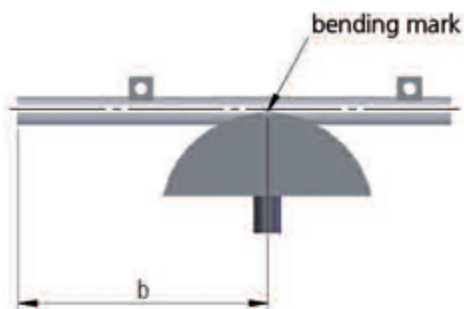
For steel pipe DIN 2440 and DIN 2441 (except 3/4")

Size	Wall thickness mm	Bending radius mm	kg	No.
1/2"	3.25	88	1.42	25684
3/4"	3.25	112	2.90	25685

PG - Size (protective / steel-reinforced pipe)

Size	Wall thickness mm	Bending radius mm	kg	No.
16 mm	1.5	88	1.4	25664
20 mm	1.2	80	1.4	25620
32 mm	1.2	80	1.4	25620

Draw-bending



Symbols

- L1, L2 = Leg length
- b = Lay out length
- L = Total length of the pipe piece
- L_w = Distance / pipe end - wall
- A_w = Distance wall - pipe middle
- L_M = Minimum Length*
- L_R = Reserve Length*

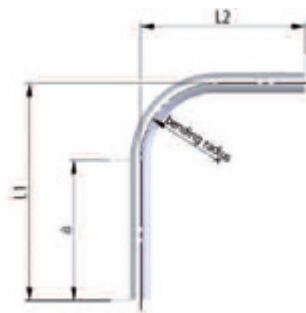
45°-Arc



$$L = L_1 + L_2$$

$$b = L_1 - L_R$$

90°-Arc



$$L = L_1 + L_2 - L_M$$

$$b = L_1 - L_R$$

Calculation Examples TUBE BENDER MAXI

Specifications:

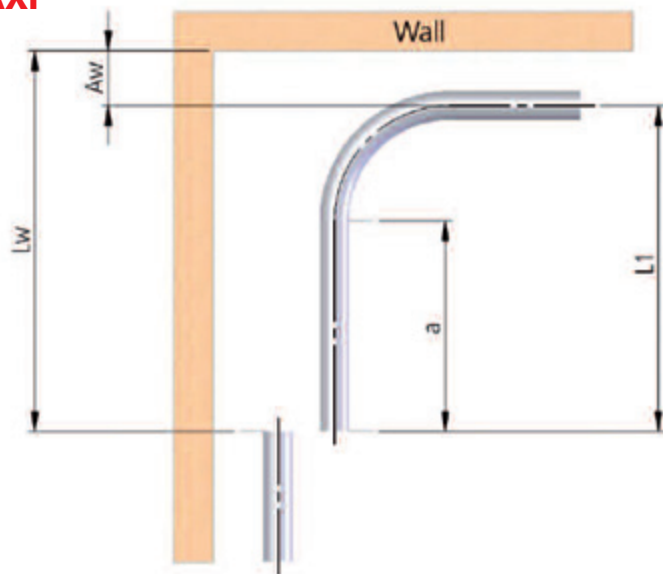
Installation in corner areas
 $L_W = 1200$ mm
 $A_W = 30$ mm
 Pipe- \varnothing 12 mm, 90°-Arch

Sought after:

Leg length L_1
 Applied size b

Solution:

Summary from the TUBE BENDER MAXI bending table



Leg length $L_1 = L_W - A_W = 1200 - 30 = 1.170$ mm
Applied size $b = L_1 - L_R = 1170 - 7,5 = 1.162,5$ mm; L_R .. Tabular value

TUBE BENDER		at 45°		at 90°		at 180°	
for \varnothing mm / inch	Bending radius R (mm)	Reserve length L_R mm	Minimum length L_M mm	Reserve length L_R mm	Minimum length L_M mm	Reserve length L_R mm	Minimum length L_M mm
4,75/5	20,0	4,5	1,0	4,5	10,0	-	-
6	23,5	5,0	1,2	5,0	11,5	-	-
8	28,0	7,0	1,4	7,0	14,0	-	-
9	30,0	7,0	1,5	7,0	15,0	-	-
10	34,0	7,5	1,8	7,5	17,5	-	-
12	37,5	8,5	1,9	8,5	19,0	-	-
3/16"	20,0	4,5	1,0	4,5	10,0	-	-
1/4"	23,5	5,0	1,2	5,0	11,5	-	-
5/16"	28,0	7,0	1,4	7,0	14,0	-	-
3/8"	34,0	7,5	1,8	7,5	17,5	-	-
1/2"	37,5	8,5	1,9	8,5	19,0	-	-

TUBE BENDER MAXI		at 45°		at 90°		at 180°
for \varnothing mm / inch	Bending radius R (mm)	Reserve length L_R mm	Minimum length L_M mm	Reserve length L_R mm	Minimum length L_M mm	Reserve length L_R mm
12	35,0	0,8	10,0	7,5	35,0	-
14	42,5	0,9	12,5	9,0	42,5	-
15	48,5	1,1	14,0	10,5	48,5	-
16	49,0	1,1	14,5	10,5	49,0	-
18	74,0	1,7	22,0	16,0	74,0	-
22	87,0	1,9	25,5	18,5	87,0	-
3/8"	35,0	0,8	10,0	7,5	35,0	-
1/2"	35,0	0,8	10,0	7,5	35,0	-
5/8"	49,0	1,1	14,5	10,5	49,0	-
3/4"	74,0	1,7	22,0	16,0	74,0	-
7/8"	87,0	1,9	25,5	18,5	87,0	-

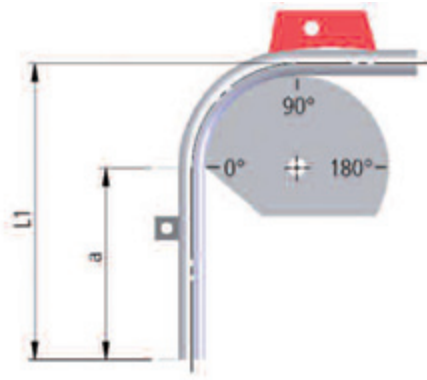
TUBE BENDER MAXI CT		at 45°		at 90°		at 180°
\varnothing / W_s mm	Bending radius R (mm)	Reserve length L_R mm	Minimum length L_M mm	Reserve length L_R mm	Minimum length L_M mm	Reserve length L_R mm
10 x 0,6	42,5	0,8	12,5	9,0	42,5	-
12 x 0,6	49,0	1,1	14,5	10,5	49,0	-
15 x 0,7	74,0	1,7	22,0	16,0	74,0	-
18 x 0,7	87,0	1,9	25,5	18,5	87,0	-

*All sizes listed are standards and are dependant on the material and the wall thickness. Bending specific sizes based on the bending radius - tabular value

Bending

Bending Tables

Pull-bending



Symbols

- L1, L2 = Leg length
- a = Lay out length
- L = Total length of the pipe piece
- L_w = Distance / pipe end - wall
- A_w = Distance wall - pipe middle
- L_M = Minimum Length*
- L_R = Reserve Length*

45°-Arc



$$L = L_1 + L_2$$

$$a = L_1 - L_R$$

90°-Arc



$$L = L_1 + L_2 - L_M$$

$$a = L_1 - L_R$$

180°-Arc



$$L = L_1 + L_2 + L_M$$

$$a = L_1 - L_R$$

Calculation Examples ROBEND® 3000

Specifications:

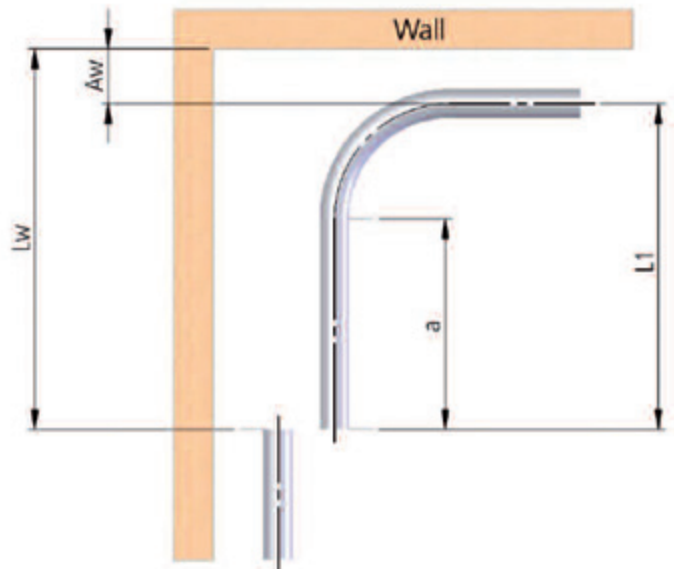
- Installation in corner areas
- L_w = 1200 mm
- A_w = 30 mm
- Pipe-Ø 12 mm, 90°-Arch

Sought after:

- Leg length L₁
- Applied size a

Solution:

Summary from the ROBEND® 3000 bending table



Leg length $L_1 = L_w - A_w = 1200 - 30 = 1.170 \text{ mm}$

Applied size $a = L_1 - L_R = 1170 - 42 = 1.128 \text{ mm}; L_R \dots \text{Tabular value}$

H&W Plus		at 45°		at 90°		at 180°	
Ø / Ws mm / inch	Bending radius R (mm)	Reserve length L _R mm	Minimum length L _M mm	Reserve length L _R mm	Minimum length L _M mm	Reserve length L _R mm	Minimum length L _M mm
8	22	9	-	22	9,5	22	47
10	32	12	-	32	15,0	32	34
12	38	15	-	40	20,0	38	39
14	45	17	-	44	22,0	44	51
15	45	17	-	44	22,0	44	51
16	64	25	-	67	30,0	68	65
18	64	25	-	67	30,0	68	65
20	81	30	-	85	40,0	86	83
22	81	30	-	85	40,0	86	83
5/16"	22	9	-	22	9,5	22	47
3/8"	32	12	-	32	20,0	32	34
1/2"	38	15	-	40	22,0	38	39
5/8"	64	25	-	67	30,0	68	65
3/4"	81	30	-	85	40,0	86	83
7/8"	81	30	-	85	40,0	86	83

MINIBEND		at 45°		at 90°		at 180°	
Ø / Ws mm / inch	Bending radius R (mm)	Reserve length L _R mm	Minimum length L _M mm	Reserve length L _R mm	Minimum length L _M mm	Reserve length L _R mm	Minimum length L _M mm
6	25.0	10.4	1.0	22.0	10.0	22.0	26.0
8	24.0	9.9	1.0	32.0	15.0	32.0	34.0
10	23.0	9.5	1.0	32.0	15.0	32.0	34.0
1/4"	25.0	10.4	1.0	22.0	10.0	22.0	26.0
5/16"	24.0	9.9	1.0	32.0	15.0	32.0	34.0
3/8"	23.0	9.5	1.0	32.0	15.0	32.0	34.0

Standard Bender		at 45°		at 90°		at 180°	
for Ø mm / inch	Bending radius R (mm)	Reserve length L _R mm	Minimum length L _M mm	Reserve length L _R mm	Minimum length L _M mm	Reserve length L _R mm	Minimum length L _M mm
6	18.0	7.0	0.8	18.5	8.0	18.5	20.0
8	24.0	9.5	1.0	24.0	12.0	24.0	27.0
10	30.0	11.5	1.3	30.5	14.5	30.5	34.0
12	36.0	14.0	1.5	36.5	15.0	36.5	37.5
14	47.5	18.5	2.0	48.5	20.5	48.5	52.5
15	54.0	21.0	2.3	56.0	24.5	56.0	58.0
16	58.0	22.5	2.5	64.0	28.5	64.0	67.0
18	66.0	25.5	2.8	68.0	31.0	68.0	72.0
1/4"	18.0	7.0	0.8	18.5	8.0	18.5	20.0
5/16"	24.0	9.5	1.0	24.0	12.0	24.0	27.0
3/8"	30.0	11.5	1.3	30.5	14.5	30.5	34.0
1/2"	42.0	16.5	1.8	49.5	22.5	49.5	53.0
5/8"	58.0	22.5	2.5	64.0	28.5	64.0	67.0

MULTIBEND		at 45°		at 90°		at 180°	
for Ø mm	Bending radius R (mm)	Reserve length L _R mm	Minimum length L _M mm	Reserve length L _R mm	Minimum length L _M mm	Reserve length L _R mm	Minimum length L _M mm
8	24.0	9.5	1.0	24.0	10.0	24.0	26.0
10	30.0	12.0	1.3	30.5	14.5	30.5	32.5
12	36.0	14.0	1.5	36.5	15.5	36.5	37.5
14	42.0	16.5	1.8	42.0	19.5	42.5	44.0
15	48.0	19.0	2.0	48.0	22.0	48.0	53.0
16	48.0	19.0	2.0	48.0	22.0	48.0	53.0
18	54.0	21.0	2.3	54.0	26.0	54.5	58.0

ROBEND® 3000			at 45°		at 90°		at 180°	
for Ø mm / inch	Pipe	Bending radius R (mm)	Reserve length L _R mm	Minimum length L _M mm	Reserve length L _R mm	Minimum length L _M mm	Reserve length L _R mm	Minimum length L _M mm
12		42.0	16	-	42	24	42	68
14	wated	52.5	21	-	53	30	53	87
15		52.5	21	-	53	30	53	87
17	wated	72.0	28	-	72	41	72	107
18		72.0	28	-	72	41	72	107
20	wated	88.5	35	-	89	51	89	121
22		88.0	35	-	88	50	88	119
24	wated	112.0	43	-	110	62	110	144
28		112.0	44	-	112	64	112	148
30	wated	112.0	45	-	114	66	114	152
3/8"	steel	80.0	31	-	80	46	80	103
1/2"	copper	45.0	18	-	45	26	45	74
1/2"	steel	88.0	35	-	88	50	88	119
5/8"	copper	56.0	23	-	56	32	56	93
3/4"	steel	112.0	43	-	112	64	112	148
3/4"	copper	80.0	31	-	80	46	80	103
7/8"	copper	88.0	35	-	88	50	88	119
1"	copper	112.0	44	-	112	64	112	148
1.1/8"	copper	112.0	45	-	114	66	114	152

*All sizes listed are standards and are dependant on the material and the wall thickness. Bending specific sizes based on the bending radius - tabular value





Bonding

Expanding, Extracting, Flaring

Expanding Manual	82 - 87
Expanding Electric	87 - 89
Expanding Hydraulic	90 - 91
Accessories Expanding	91 - 92
Expanding & Extracting Manual	93
Extracting Manual	94 - 95
Accessories Extracting Manual	96
Flaring	97 - 99

Pressing

System Overview Pressing Technology	100 - 101
Press Machines Compact	102 - 103
Press Machines Standard	104 - 106
Press Jaws & Interchangeable Press Jaws	107
Press Jaws Standard	108
Pressing Collars Standard	108
Press Jaws Program Overview	109 - 115

Threading

Threading Manual	116 - 119
Threading Electric	120 - 134
Accessories Threading	135
Roll Grooving	136 - 137

Soldering & Welding

Application Overview	138 - 139
Brazing Cartridges	140 - 142
Soft Soldering Cartridges	142 - 145
Brazing Cylinders	146 - 150
Soft Soldering Cylinders	151 - 152
Accessories Soft Soldering Cylinders	153
Soft Soldering Electric	154 - 155
Gas-Welding	156 - 159
Three-Gas Welding	160 - 161
Accessories Soldering & Welding	162 - 171

4



Bonding

Expanding Manual

ROCAM® EXPANDER Power Torque

For expanding, reducing and calibrating soft and semi-hard pipes \varnothing 8 - 42 mm (5/16 - 1.3/4"), as well as producing tapers



Product Profile

APPLICATION AREA

For efficient, fitting-free installation of pipes in sanitary heating, gas, refrigeration and air-conditioning systems


Suitable for pipes made of:

Copper (soft and semi-hard)	\varnothing 8 - 42 mm, 5/16 - 1.3/4" max. wall thickness 1.6 mm
Aluminium (soft):	\varnothing 8 - 28 mm, 5/16 - 1.1/8" max. wall thickness 1.6 mm
Precision steel (soft):	\varnothing 8 - 28 mm, 5/16 - 1.1/8" max. wall thickness 1.6 mm
Stainless steel (soft):	\varnothing 8 - 22 mm, 5/16 - 7/8" max. wall thickness 1.0 mm

KEY FEATURES

- Eliminates the cost of purchase and storage of fittings
- Converts deformed pipes into fittings; saves resources
- 50% reduction of labour, soldering materials, joints and energy
- Reliable pipe connection according to DVGW standards
- Tough, light and wear-resistant
- Fine adjustment of the capillary gap


4



ROCAM® PE-X EXPANDER Power Torque

For expanding and calibrating PE-X and aluminium multi-layered composite pipe (MSR) up to \varnothing 42 mm or 1 3/4", as well as producing tapers

Expander heads coordinates with system pipes, for example the following systems: ROTEX, SCHELL, TECE / TECEflex, Vulkan-Lokring among others



Article upon request*



Model	Achievement	kg	No.
ROCAM® EXPANDER PE-X without expander heads	1	12005	

* Feasibility, delivery times and price for custom pipe- \varnothing are available upon request

ROCAM® EXPANDER Power Torque Sets



ROCAM® EXPANDER Power Torque sets include: Expander heads, ROCAM® EXPANDER Power Torque (No. 12000), with expander heads, internal and external deburrer (No. 11006), in a steel carrying case (No. 24022)

ROCAM® EXPANDER Power Torque Sets

Description			No.
12 - 15 - 18 - 22 mm	1	2.9	12300
10 - 12 - 15 - 18 - 22 mm	1	3.3	12302
12 - 15 - 18 - 22 - 28 mm	1	3.3	12303
10 - 12 - 16 - 18 - 22 mm	1	3.3	12304
10 - 12 - 16 - 22 - 28 mm	1	3.3	12305
12 - 14 - 16 - 18 - 22 mm	1	3.3	12309
12 - 14 - 16 - 18 - 22 - 28 mm	1	3.3	12310
10 - 12 - 14 - 16 - 18 - 22 mm	1	3.6	12311
3/8 - 1/2 - 5/8 - 3/4 - 1"	1	3.3	12317
3/8 - 1/2 - 5/8 - 3/4 - 7/8 - 1.1/8"	1	3.6	12318
1/2 - 5/8 - 3/4 - 7/8"	1	2.9	12321
12 - 16 - 18 - 22 - 28 mm	1	3.2	12322
3/8 - 1/2 - 3/4 - 1"	1	3.2	12323
1/2 - 5/8 - 7/8 - 1.1/8"	1	3.0	12324
1/2 - 5/8 - 7/8"	1	3.2	12325
12 - 15 - 18 - 22 - 28 - 35 - 42 mm	1	4.2	12326
15 - 22 - 28 mm	1	2.9	12327
15 - 22 mm	1	2.5	12328
1/2 - 3/4 - 1"	1	2.9	12335
10 - 12 - 15 - 16 - 18 - 22 - 28 mm	1	3.6	12337
12 - 14 - 16 - 18 - 22 - 28 - 32 mm	1	3.7	12338
15 - 18 - 22 - 28 - 35 - 42 mm	1	4.0	12339



ROCAM® EXPANDER Power Torque Sets

Description			No.
3/8 - 1/2 - 5/8 - 3/4 - 7/8 - 1 - 1.1/8"	1	3.7	12336
3/8 - 1/2 - 5/8 - 3/4" - 22 - 28 mm	1	3.6	12320
3/8 - 1/2 - 5/8 - 3/4 - 7/8 - 1.1/8 - 1.3/8"	1	4.5	12341
Expander tool (without expander heads) for expander heads up to 42 mm / 1.3/4"	1	1.0	12000

Quality protection against wear with the **TiN sealed pin drive**



EPT®-Technology (Enclosed Power Transmission)

The expander head offers the following technical benefits:

Concealed bent lever:

Protection against dirt and external mechanical damage

Energy efficient through optimised force transmission:


Ergonomic, highly optimised force flow in relation to the hand force of the user, therefore reducing effort





For efficient, fitting-free installation of pipes



ACCESSORIES



Description		Description	
Expander heads standard	84	Expander adaptor type S	86
Expander heads type S / riveted expander heads	86	Brazing solder	169 - 171
Pipe cutter	12 - 30	High-Performance torch (SUPER FIRE 3 with MAPP®-GAS)	140 - 141
Internal / External deburrer	31		

Bonding

Expanding Manual

Standard Expander Head

For producing standard precision flares $\varnothing 8 - 42$ mm (5/16 - 1.3/4") according to DVGW standards; as well as meet the specifications for the Gas de France

Product Profile

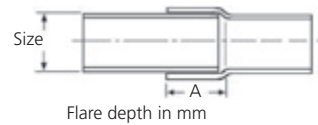
KEY FEATURES

- 50% reduction in labour, soldering materials and soldered joints
- Depth of the flare is consistent with DVGW standards
- Guide guarantees a perfect centred position and uniform capillary gap
- Tough and long lasting with the hardened segments

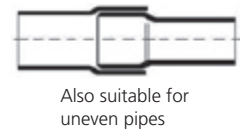
Made in Germany!

The know-how from the pioneer of expanding technology and the leading manufacturer of expanding tools for over 40 years!

Expansion of pipe ends



Reduction



Fits similar expanders from other brands as well!

Specially hardened segments

Tough and long lasting

6 Rivets and guide channels

Guide guarantees a perfect centred position and uniform capillary gap

Step at the end of the segments

Enables re-calibration of irregular pipes and fittings

Extra long segments

Depth of the flare is consistent with DVGW standards



mm	Wall thickness mm				A mm	g	No.
	Cu	Al	Fe	Inox			
8	1.0	1.0	1.0	1.0	6.0	120	11008
10	1.0	1.0	1.0	1.0	10.0	120	11010
12	1.2	1.2	1.2	1.0	12.6	120	11012
14	1.2	1.2	1.2	1.0	12.6	120	11014
15	1.2	1.2	1.2	1.0	15.5	120	11015
16	1.2	1.2	1.2	1.0	15.5	120	11016
18	1.2	1.2	1.2	1.0	17.5	120	11018
20	1.2	1.2	1.2	1.0	17.5	140	11020
22	1.2	1.5	1.5	1.0	20.5	140	11022
28	1.5	1.5	1.5	-	18.5	390	11028
30	1.5	1.5	-	-	19.5	390	11030
32	1.5	-	-	-	19.5	410	11032
35	1.6	-	-	-	19.5	430	11035
38	1.6	-	-	-	19.5	450	11038
40	1.5	-	-	-	19.5	470	11040
42	1.5	-	-	-	19.5	470	11042

Zoll	Wall thickness mm				A mm	g	No.
	Cu	Al	Fe	Inox			
5/16"	1.0	1.0	1.0	1.0	6.0	120	11008
3/8"	1.0	1.0	1.0	1.0	7.4	120	11052
1/2"	1.2	1.2	1.2	1.0	11.0	120	11053
5/8"	1.2	1.2	1.2	1.0	14.0	120	11054
3/4"	1.2	1.2	1.2	1.0	18.1	120	11055
7/8"	1.2	1.2	1.2	1.0	18.0	140	11056
1"	1.5	1.5	1.5	-	15.8	150	11057
1.1/8"	1.6	1.6	1.6	-	17.0	390	11058
1.1/4"	1.6	-	-	-	17.0	410	11059
1.3/8"	1.6	-	-	-	17.0	430	11035
1.1/2"	1.6	-	-	-	17.0	450	11038
1.5/8"	1.6	-	-	-	17.5	470	11062
1.3/4"	1.6	-	-	-	17.5	500	11063

Availability, delivering time and price of custom products for other pipe diameters available upon request

Suitable for ROTHENBERGER Expander



Model		Model	
ROCAM® EXPANDER Power Torque	82	Electro-Hydraulic Expander Pistol H 2	91
ROMAX® EXPANDER Compact	88 - 89	COMBI KIT Expander / Tee-Extractor	93
Electro-Hydraulic Expander Pistol H 1	91		

EXPANDER A0

For expanding, reducing and calibrating thick walled pipes \varnothing 22 - 64 mm (1.3/8 - 2.1/8") as well as the production of tapers

Product Profile

APPLICATION AREA

For efficient, fitting-free installation of pipes in sanitary heating, gas, refrigeration and air-conditioning systems

Suitable for pipes made of:

Copper and Aluminium: \varnothing 22 - 64 mm, 7/8 - 2.1/2" max. wall thickness 2.5 mm

Precision steel (soft): \varnothing 22 - 54 mm, 7/8 - 2.1/8" max. wall thickness 1.5 mm
and Stainless steel per DVGW-GW541


Functional Elements:

Expander A0 with a tightly guided and reinforced, long expander head, matches to the expander head Type S!

KEY FEATURES

- Application and savings advantages similar to ROCAM® EXPANDER power torque
- Precise and exact flaring
- Full bearing of the expander head segments allows heavy loads
- Continuous adjustment of the socket size and capillary gap
- Optimized action principle with long handles

4



EXPANDER A0 sets (No. 11400) include: Expander head Type S, special ratchet (No. 27181), in steel case (No. 27210)

EXPANDER A0 Basic Unit (No. 11004) scope of delivery: Square drive mechanism 3/4" with handle, without expander head and ratchet

Model	Size	kg	No.
EXPANDER A0 set	35 - 42 - 54 - 64 mm	8.12	11400
EXPANDER A0 basic unit		1.97	11004



Fig. EXPANDER A0 Set

Bonding

Expanding Manual

Expander Head Type S

For the precise expansion of normal and thick walled pipes \varnothing 22 - 67 mm (7/8 - 2.1/2") and 2.5 mm wall thickness



Accurate guidance of the segments through the reinforced expander head casing

mm	max. Wall thickness				A - size mm	g	No.
	Cu	Al	Fe	Inox			
22	2.0	2.0	1.5	1.5	18.5	350	11323
25	2.0	2.0	1.5	1.5	18.5	350	11325
28	2.0	2.0	1.5	1.5	19.5	360	11328
32	2.0	2.0	1.5	1.5	19.5	380	11332
34	2.0	2.0	1.5	1.5	19.5	400	11334
35	2.0	2.0	1.5	1.5	19.5	400	11335
36	2.0	2.0	1.5	1.5	19.5	400	11336
40	2.0	2.0	1.5	1.5	19.5	430	11340
42	2.0	2.0	1.5	1.5	19.5	450	11342
52	2.5	2.5	1.5	1.5	19.5	540	11345
54	2.5	2.5	1.5	1.5	19.5	570	11346
64	2.5	2.5	-	-	19.5	690	11348
67	2.5	2.5	-	-	19.5	730	11380

inch	max. Wall thickness				A - size mm	g	No.
	Cu	Al	Fe	Inox			
7/8"	2.0	1.5	1.5	1.5	18.5	350	11375
1"	2.0	2.0	1.5	1.5	18.5	350	11376
1.1/8"	2.0	2.0	1.5	1.5	19.5	360	11358
1.1/4"	2.0	2.0	1.5	1.5	19.5	380	11332
1.3/8"	2.0	2.0	1.5	1.5	19.5	400	11335
1.1/2"	2.0	2.0	1.5	1.5	19.5	430	11338
1.5/8"	2.0	2.0	1.5	1.5	19.5	450	11362
2"	2.0	2.0	1.5	1.5	17.0	540	11364
2.1/8"	2.5	2.5	1.5	1.5	17.0	570	11346
2.1/2"	2.5	2.5	-	-	17.0	690	11348

Availability, delivery time and price of custom products for other pipe diameters available on request



Expander Adaptor Type S

To increase the application area of the ROCAM® EXPANDER Power Torque and Expander Pistol H1



Allows the use of the expander heads Type S with copper pipe (soft) up to 67 mm and/or 2.1/2"!

Model	max.	max. mm	g	No.
Adaptor Type S, without expander head	67 mm - 2.1/2"	2.0	630	11007

Flanged Riveted Expander Heads

For use with the ROCAM® EXPANDER, ROCAM® EXPANDER Compact Standard and EXPANDER Pistol H1



Product Profile

KEY FEATURES

For producing exact hose connections, for example vibrating power units in

- Air-conditioning technology
- Auto manufacturing
- Industrial applications

mm	mm	outer dia.- Flange mm	Distance Flange pipe end mm	g	No.
15	1,5	18	4	110	11955
18	1,5	21	4	110	11958
22	1,5	25	6	120	11962
28	1,5	31	6	370	11968
35	1,5	38	6	400	11975
38	1,5	41	6	430	11978

Availability, delivery time and price of custom products for other pipe diameters available on request

STEP Expander A1

For expanding, reducing and calibrating thick walled pipes, Ø 35 – 108 mm (1.3/8" - 4.1/8"), as well as the production of tapers




Fig. similar Special ratchet (No. 27181)

Scope of delivery: STEP Expander with handle, without special ratchet

Size	kg	No.
42 - 54 - 64 - 76,1 - 88,9 - 108 mm	4,2	11086
35 - 42 - 54 - 64 - 76 - 108 mm	3,9	11087
35 - 42 - 54 - 67 - 80 - 104 mm	3,9	11089
1.3/8 - 1.5/8 - 2.1/8 - 2.5/8 - 3.1/8 - 4.1/8"	4,2	11078
1.1/4 - 4"	3,8	11093

Availability, delivery time and price of custom products for other pipe diameters available on request

Product Profile

APPLICATION AREA

For efficient, fitting-free installation of pipes in sanitary heating, gas, refrigeration and air-conditioning systems

Suitable for pipes made of:

Copper and aluminium: Ø 35 - 108 mm, 1.3/8" - 4.1/8" (soft) max. wall thickness 2.5 mm

KEY FEATURES

- Affordable alternative when laying larger pipe dimensions with a considerable saving of soldering materials
- Expand without changing tools with the 6 size step Expander
- Full bearing of the expander head segments allows heavy loads
- Optimum adjustment of the socket size and capillary gap with the positive fine adjustment
- Optimised force transmission with the trapezoidal screw thread with self-lubricating bronze socket
- Guide guarantees a perfect centred position and uniform capillary gap with 6 rivets and guiding ridge

4



ROMAX® EXPANDER AC ECO MAXI

Electro-hydraulic expander with constant axial thrust, 230 volt connection. For the expanding and calibrating of pipes up to Ø 108 mm (4.1/8"), as well as producing reductions



Made in Germany

Product Profile

APPLICATION AREA

Suitable for pipes made of:

Copper (soft, semi-soft) Ø 35 - 108 mm
Aluminium: (1.3/8" - 4.1/8")

KEY FEATURES

- Optimally suited for batch production and large building sites
- Constant thrust with CFT®-Technology
- User safety with the easy to reach emergency stop switch

KEY FEATURES

- Long service life and high functional safety
- The expansion / calibration takes place after pressing and holding the switch
- Large working radius with the 5 m long cable

TECHNICAL DATA

Weight: ca. 13.7 kg
Motor: 230 V / 50 Hz

Balanced weight distribution

Secure hold in every working position, ideal for one-handed use

Emergency stop switch

High user safety due to the interruption of the feed and the discharge of the expander head

Fully automatic expanding process

6-fold step expander

Expands without changing tools from 35 up to 108 mm (1.3/8" - 4.1/8")

2. Switch directly within reach

Various holding positions possible, even in confined spaces (over head)

CFT®-Technology
(Constant Force-Technologie)

For a constant axial thrust



Article available upon request*!

*Availability, delivery time and price of custom products for other pipe diameters available on request

Bonding

Expanding Electric

ROMAX® EXPANDER Compact

Compact, electro-hydraulic expander with a constant axial thrust of 19 kN and 12 Volt battery for portable operation, for expanding, reducing and calibrating of pipes up to Ø 67 mm (2.1/2")



Made in Germany!

Product Profile

APPLICATION AREA

Suitable for pipes made of:

Copper, aluminium (soft): max. Ø 67 mm and/or 2.1/2"
max. wall thickness 2 mm

Aluminium and Precision steel (soft): max. Ø 67 mm or 2.1/2"
max. wall thickness 1 mm

Stainless steel: max. Ø 15 mm
max. wall thickness 1 mm

KEY FEATURES

- Portable operation with the battery and AC adaptor (accessories)
- Increases the operating life of the expander head
- Constant axial thrust with CFT®-Technology

KEY FEATURES

- Accurate adjustment of the capillary gap
- Specially matched for expander heads Type Standard, Type S or PE-X for excellent expansion results
- User safety with the easy to reach emergency switch
- Reliable hold in any position

TECHNICAL DATA

Dimensions:	only 370 x 70 x 90 mm
Weight:	approx. 2.6 kg
Power supply:	Li-ion battery 14.4 V / 2.6 Ah Mains adaptor 230 V / 50-60 Hz 110 V on request
Working temperature:	0° up to + 40° C

4



CFT®- Technology (Constant Force-Technology) for a constant axial thrust

Expansion up to Ø 67 mm (copper)
on Ø 15 mm (stainless steel)

Internal piston block

Increases the operating life of the expander head, only the actual power needed is conveyed to the expander head



Li-ion technology

Up to 100% more expansions*

Tool free KSO adjustment possible

Accurate adjustment of the capillary gap

Matched pin for each type of expander head

Specially matched for the Expander heads, Type Standard, Type S or PE-X for excellent expansion results

Balanced weight distribution

Reliable hold in any position, ideal for one-handed operation

Emergency stop switch

High user safety with the immediate halt of the feed and reduction of the expander head load

Battery operation

Portable operation with battery and AC adaptor (accessories)

High savings potential

- Efficient, fitting-free installation of pipes in sanitary, heating, gas, refrigeration and air-conditioning systems
- Eliminates the cost of purchase and storage of fittings
- 50% reduction of soldering materials and energy

All-round application

- Expander head receiver is compatible with ROTHENBERGER expander heads
- Choice between the expander head standard, Type S or PE-X

* in comparison to ROTHENBERGER NiMh battery



ROMAX® EXPANDER Compact Basic Sets

5-part Basic Set I includes: ROMAX® EXPANDER Compact, 1 Li-ion battery 14.4 V / 2.6 Ah (No. 15418), quick-charger (No. 15017), in plastic carrying case (without expander heads)



All ROMAX® EXPANDER Compact with a Li-ion battery!

DUAL-POWER 14.4 or 230 Volt!

5 m cable length!

Large working radius



Fig. Power supply unit 230 V (accessory) with 5 m long cable (No. 15037)

Fig. Similar, ROMAX® EXPANDER Set Basic


Universal adaptor for
ROTHENBERGER Expander Heads



Compatible with
ROTHENBERGER Expander Heads



Workbench function
with the stable surface support



Emergency stop switch



Description	Description	☐	⚖️ kg	No.
ROMAX® Expander Compact Basic Set I	expander heads standard	1	1.11	15714
ROMAX® Expander Compact Basic Set II	expander heads type S	1	1.11	15715
ROMAX® Expander Compact Basic Set III	expander heads type PE-X	1	1.11	15716
Expander heads / PE-X expander heads see 📖 92				

ACCESSORIES



Description	No.	Description	📖	No.
ROMAX® EXPANDER Compact replacement battery	15418	Internal / External deburrer		31
ROMAX® EXPANDER Compact charger 230 V	15017	Brazing (SUPER FIRE 3 mit MAPP®-GAS)		140 - 141
ROMAX® EXPANDER Compact power supply	15037	Brazing solder		169 - 171
Pipecutter	15016	Plastic case with formed inlay		015016L

Bonding

Expanding Hydraulic

Hydraulic Expander System H 600

For expanding, reducing and calibrating normal and thick walled pipes in batch production, as well as the production of tapers

Made in Germany!



Product Profile

APPLICATION AREA

Suitable for normal and thick walled pipes made of:
Copper and aluminium: Ø 8 - 110 mm, 5/16 - 4.1/4" max. wall thickness 3.0 mm
Precision and stainless steel: Ø 8 - 110 mm, 5/16 - 4.1/4" max. wall thickness 3.0 mm

KEY FEATURES

- Individual modular design
- Industrial quality expansions
- Proper and efficient handling of material

TECHNICAL DATA

Rated power: 1.2 kW
Rated current: 2.1 A
Operating pressure: 80 - 600 bar
Max. operating pressure: 700 bar
Delivery capacity: 0.82 l / min
Safety category: IP 54
Actuation: 400 V / 1200 W

4



On-off switch with control light

Allows set-up and auto-mode

Continuous, accurate and adjustable operating power with set-up and auto-mode

Allows proper, efficient handling of material

Individual modular design

Connections for safety foot pedal, control wires for the expander pistol H 1 and/or H 2, quick coupling for hydraulic hose

Powerful 400 V / 1200 W drive

Quick expansion of large, thick-walled pipes

Fine adjustment of the tube socket size

Industrial quality expansions

Suitable for all types of expander heads

Multi-functional

Scope of delivery (No. 13100) includes: Electro-Hydraulic Expander System H 600 complete with hydraulic unit H 600 (No. 13002), expander pistol H 1 (No. 12001), control cable, hydraulic hose 2.5 m with circuit points, adjusting tool, tool rack (No. 13023), safety foot pedal and hydraulic oil 1 l (No. 58185). (without expander heads)
 Scope of delivery (No. 13002) includes: Electro-hydraulic unit H 600 with safety foot pedal, adjusting tool, tool rack (No. 13023), and hydraulic oil 1 l (No. 58185). (Without expander heads)

Model	kg	No.
Hydraulic System complete, without heads	36.0	13100
Hydraulic Tool H 600	33.1	13002
Foot pedal H 600 with 3 m cable	0.5	12013

Electro-Hydraulic Expander Pistol H1

Product Profile

APPLICATION AREA

Expander heads Standard: Ø 8 - 42 mm, 5/16 - 1.3/4" up to 1.6 mm wall thickness

Expander heads Type S (with adaptor No. 11007) Ø 22 - 67 mm, 7/8 - 2.1/2" up to 2.5 mm wall thickness

Scope of delivery: 2.5 m control cable (No. F88928), hydraulic hose (No. 12023), Adjusting tool (No. 12017), hydraulic oil 1 l (No. 58185)

Model	kg	No.
Electro-Hydraulic Expander Pistol H 1	2.9	12001
S-Head adaptor for H 1	0.6	11007
Adjusting tool for H 1	0.9	12017



4



Electro-Hydraulic Expander Pistol H2

For use with Electro-Hydraulic Unit H 600

Product Profile

APPLICATION AREA

Expander heads Type S: with adaptor (No. 12097) Ø 22 - 67 mm, 7/8 - 2.1/2" up to 2.5 mm wall thickness

Expander heads H 2: Type 2 Ø 28 - 70 mm, 1.1/8 - 2.3/4" up to 2.5 mm wall thickness

Expander heads H 2: Type 3 Ø 70 - 110 mm, 2.3/4 - 4.1/4" up to 3.0 mm wall thickness

Scope of delivery: Electro-Hydraulic Expander Pistol, 2.5 m control cable, hydraulic hose with quick coupling for H 600 and adjusting tool (without expander heads)

Model	kg	No.
Electro-Hydraulic Expander Pistol H 2	7.5	12002
Expander heads H2/Type 2, 28-70 mm	2.5	12078
Expander heads H2/Type 3, 70-100 mm	3.0	12080
S-head adaptor for H 2	1.1	12097
Adjusting tool für H2	0.9	12018

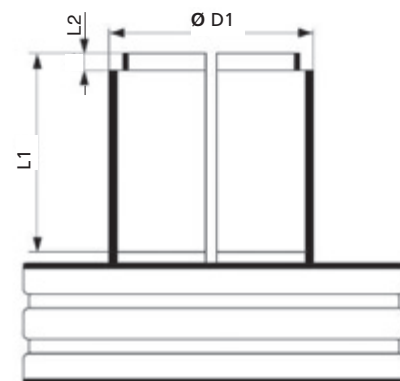


Custom-Made Products* Riveted Expander Heads H2

Only one head necessary for every pipe diameter.

When ordering, please fill out form and state the applicable dimensions L1 / L2 / D1

*** Availability, delivery time and price available on request!**



Examples of a custom order

Bonding

Accessories Expanding

Expander-Adaptor Type S

To increase the application area of the ROCAM® EXPANDER Power Torque, EXPANDER Pistol H1/H2, EXPANDER A0/A1 and ROMAX EXPANDER Compact

Allows the use of the expander heads Type S with copper pipe (soft) up to 67 mm and/or 2.1/2"!



No. 11007 Expander adaptor for ROCAM® EXPANDER Power Torque or EXPANDER Pistol H1



No. 12097 Expander adaptor for EXPANDER Pistol H2

Model	max.	max. mm	kg	No.
Adaptor Type S, without expander heads	67 mm and/or 2.1/2"	2,0	0.6	11007
Adaptor Type S, without expander heads	67 mm and/or 2.1/2"	2,5	1.1	12097



	Expander Head Standard	Expander Head Type S	Riveted Expander Head	Expander Head PE-X	Expander Head H2, Type 2 & 3	Stepped Expander Head
ROCAM® EXPANDER Power Torque 	●		●	● No. 12005	○	○
EXPANDER A0 	○	●	○	○	○	○
EXPANDER A1 	○	○	○	○	○	●
ROMAX® EXPANDER Compact 	● No. 15714	 No. 15714 No. 15715	● No. 15714	● No. 15716	○	○
ROMAX® EXPANDER AC ECO MAXI 	○	○	○	○	○	●
EXPANDER Pistol H1 	●		●	○	○	○
EXPANDER Pistol H2 Similar to photo	○		○	○	●	○

● Expander head without adaptor can be used

○ Expander head can not be used

Fig.: Can be used with the appropriate adaptor (pictured)

COMBI KIT Expander / Tee-Extractor

Practical, compact and cost-saving set combinations with ROCAM® EXPANDER Power Torque and Tee-Extractors. For all common pipe dimensions Ø 12 - 28 mm (1/2 - 1.1/8")

Made in Germany!

The know-how from the pioneer of expanding technology and the leading manufacturer of expanding tools for over 40 years!



Product Profile

APPLICATION AREA

Suitable for pipes made of:

Copper, aluminium

and steel (soft): Ø 12 - 28 mm and 1/2 - 1.1/8"

KEY FEATURES

- Increases safety by reducing the number of connections
- Suitable for making branches even in confined spaces through the compact design

KEY FEATURES

- Fine adjustment of the capillary gap using the KSO-screw
- Reduces effort required and increases work space
- Up to 67% reduction of soldering materials and soldered joints
- Accurate drilling
- Saves resources by converting scrap pipes into fittings
- Reliable pipe connections to DVGW standards

4



EPT®-Technology

Concealed bent lever

Largest possible expansion size and capillary gap using the adjustable KSO-screw



Professional Extractions

Up to 67% reduction of soldering materials and soldered joints

Long handles

Reduces effort required and increases work space

Utilisation of material

Saves resources by converting scrap pipes into fittings

UNIDRILL® Automatic 28 / 42

Accurate drilling

No. 21583 /
No. 21575

Scale and cam depth adjustment



Extractor Cam Pincer

Limits insertion depth for
Ø 12 - 42 mm (1/2 - 1.5/8")

No. 22080

COMBI KIT Set includes: ROCAM® EXPANDER Power Torque (No. 12000), Standard expander heads, tee-extractor, special ratchet (No. 22081), UNIDRILL® Automatic 28 (No. 21583), extractor cam pincer (No. 22080), steel carrying case (No. 24022)

Model	Description	kg		No.
COMBI KIT	12 - 15 - 18 - 22 mm	4.4	1	011180X
COMBI KIT	12 - 14 - 16 - 18 mm	2.6	1	011186X
COMBI KIT	1/2 - 5/8 - 7/8 - 1.1/8"	2.8	1	011194X
COMBI KIT	1/2 - 3/4 - 1"	2.5	1	011195X



Bonding

Extracting Manual

Tee-Extractor Sets

For efficient production of T-branches (extractions) for fitting-free pipe installations, Ø 12 - 42 mm (3/8 - 2.1/8")

Product Profile

APPLICATION AREA

Suitable for pipes made of:

Copper (soft, semi-, hard): 12 - 42 mm, 3/8 - 2.1/8" max. wall thickness 2.5 mm

Aluminium: 12 - 42 mm, 3/8 - 2.1/8" max. wall thickness 2.5 mm

Precision steel: 12 - 42 mm, 3/8 - 2.1/8" max. wall thickness 2.5 mm

Made in Germany!

The know-how from the pioneer of expanding technology and the leading manufacturer of expanding tools for over 40 years!



KEY FEATURES

- Eliminates the cost for T-pieces, purchase and storage of fittings
- Extractions even on installed pipes possible
- Accurate drilling
- Optimal positioning with the cam pincher depth adjustment


Scale and cam depth adjustment



Extractor Cam Pincer

Limits insertion depth for Ø 12 - 42 mm (1/2 - 1.5/8")

No. 22081



Optimum capillary gap

Professional extractions

Limits the insertion depth

Optimal positioning

No pipe removal

Extractions even on installed pipes possible

UNIDRILL® Automatic 28 / 42

Accurate drilling



No. 21583 / No. 21575



Tee-Extractor sets include: Tee-Extractor according to chart, special ratchet (No. 22081), cam pincer (No. 22080) and special conical drill, UNIDRILL Automatic 42 (No. 21575), in steel carrying case (No. 24022)

Model	Description	kg		No.
Tee-Extractor set 12 - 15 - 18 - 22 mm		3.4	1	22100
Tee-Extractor set 12 - 15 - 22 - 28 mm		3.6	1	22101
Tee-Extractor set 10 - 12 - 15 - 18 - 22 mm		3.5	1	22102
Tee-Extractor set 12 - 14 - 16 - 18 - 22 mm		3.6	1	22109
Tee-Extractor set 10 - 12 - 14 - 16 - 18 - 22 mm		3.7	1	22111
Tee-Extractor set 12 - 15 - 18 - 22 - 28 - 35 - 42 mm		5.5	1	22126
Tee-Extractor set 15 - 22 - 28 mm		3.6	1	22127
Tee-Extractor set 1/2 - 5/8 - 3/4 - 7/8"		3.4	1	22121
Tee-Extractor set 1/2 - 5/8 - 7/8 - 1.1/8"		3.7	1	22124
Tee-Extractor set 1/2 - 3/4 - 1"		3.3	1	22135

Tee-Extractor

Tee-Extractor with double v-block for accurate 90° branches, Ø 10 - 54 mm (3/8 - 2.1/8")

Product Profile

KEY FEATURES

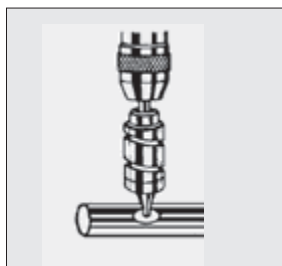
- Uniform and proper material extraction without scratches or burrs
- Burr-free operation with the specially polished extractor hooks
- Easy insertion into the drilled hole with the special trapezoidal screw thread
- Accurate and firm positioning for exact 90° branches

mm /inch	mm	Drill Ø mm	SW mm	g	No.
10	1.0	6	11	130	22010
12	1.0	7	11	150	22012
14	1.0	8	11	160	22014
15	1.0	8	11	160	22015
16	1.0	8	11	220	22016
18	2.0	10	11	220	22018
22	2.0	12	11	350	22022
28	2.5	15	11	470	22028
32	2.5	19	11	700	22032
35	2.5	22	11	700	22035
38	2.5	22	11	700	22038
42	2.5	26	11	890	22042
54	2.5	30	19	1380	22054
3/8"	1.0	6	11	110	22060
1/2"	1.0	7	11	140	22061
5/8"	1.0	8	11	220	22016
3/4"	2.0	10	11	220	22062
7/8"	2.0	12	11	350	22063

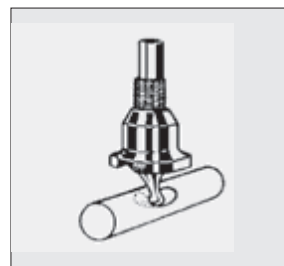
Hexagon ■ Square

mm	g	No.	inch	g	No.
10	60	22210	3/8"	60	22260
12	70	22212	1/2"	70	22261
14	90	22214	5/8"	140	22216
15	90	22215	3/4"	140	22263
16	140	22216	7/8"	200	22264
18	140	22218	1"	210	22265
22	210	22222	1.1/8"	220	22266
28	220	22228	1.1/4"	270	22267
32	260	22232	1.3/8"	290	22235
35	290	22235	1.1/2"	290	22268
38	290	22268	1.5/8"	320	22270
42	320	22242	2"	520	22246
54	560	22254	2.1/8"	560	22254

Precise drilling of the pipe without a centre punch – drill stop prevents perforation of the pipe



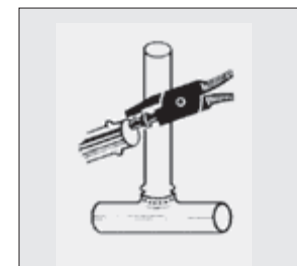
Insert extractor hook into the drilled hole and screw the bell firmly against the drill hole



Using the ratchet, turn the extractor to the left, while paying attention that the v-block is seated securely



After extraction, set correct insertion depth (dependant on pipe Ø) with cam pincer



Simply calibrate the tee Ø on the UNIDRILL Automatic and the drilled hole Ø will automatically correspond to the extractor hook required

Double V-block

Accurate and firm positioning for exact 90° branches



Specially polished, forged and tempered extractor hooks

Burr-free operation

Special hook design

Easy insertion into the drilled hole



Ratchet adaptor with No. 22050 / 22054 included in scope of delivery (square, 3/4")

mm / Zoll	mm	Drill-Ø mm	SW mm	g	No.
1"	2.5	14	11	470	22064
1.1/8"	2.5	15	11	480	22065
1.1/4"	2.5	19	11	700	22066
1.3/8"	2.5	22	11	700	22035
1.1/2"	2.5	22	11	700	22038
1.5/8"	2.5	26	11	900	22068
2"	2.5	30	19	1380	22050
2.1/8"	2.5	30	19	1380	22054

Accessories

Socket 19 mm	F80053
Square connection 3/4"	F80054

Spare Extractor Hooks

Forged hooks, specially polished, tempered from Ø 10 - 54 mm (3/8 - 2.1/8")



Note: For copper pipes (soft), the use of an extractor support is recommended (96)!



Bonding

Accessories Extracting Manual

Tee-Extractor Ratchet

Chrome vanadium steel, fine toothed and right/left reversible



No. 22081



No. 27181

Model	SW	g	No.
10 - 42 mm, 3/8 - 1.3/4"	11 mm	435	22081
54 - 70 mm, 2 - 2.3/4"	3/4"	1140	27181

Extractor Cam Pincer

KEY FEATURES

- Identification point marks insertion depth exactly and prevents over-insertion
- Cam depth adjustment wheel with scale



mm	Zoll	mm	g	No.
12 - 42	1/2 - 1.5/8"	150	170	22080

EVERCOOL

Drill and extraction paste

KEY FEATURES

- Longer tool life
- All-purpose use except for drinking water installation
- Suitable for aluminium and precision steel
- Easy application with the integrated pen for applying the paste



Description	Content	g	No.
EVERCOOL	50 g	80	21549

UNIDRILL® Automatic 28 / 42


HSS special conical drill

KEY FEATURES

- Fast, burr-free drilling
- Precise location without need for centre punch special drill tip
- Calibrated drill Ø automatically corresponds to the correct extractor hook and branch size
- Drill stop prevents damage to pipe walls

UNIDRILL® Automatic 28 / 42

Accurate drilling



No. 21583

No. 21575

Model	mm	inch	SW	g	No.
UNIDRILL® 28	10 - 28	3/8 - 1.1/8"	11	110	21583
UNIDRILL® 42	10 - 42	3/8 - 1.5/8"	11	430	21575

Extractor Support

KEY FEATURES

- Prevents deformation during extraction, especially for soft pipe material



Extractor support plates

Prevents deformation during extraction

Mainpipe	Branchpipe	g	No.
22 mm	20 mm	250	22157
28 mm	25 mm	300	22158
1/2"	3/8"	120	22170
5/8"	1/2"	170	22153
3/4"	5/8"	250	22172
7/8"	3/4"	250	22157
1.1/8"	1"	300	22158

Precision Double Flaring Press DB 10

For standard precision expands according to DIN 74234
 Ø 4.75 - 10 mm, wall thickness 0.7 - 1.0 mm

Product Profile

APPLICATION AREA

On copper, aluminium and steel pipes, seamless pipe and double-walled pipes, for example Bundy® pipe, and KUNIFER brake pipes

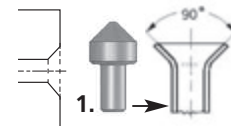
KEY FEATURES

- Ideal for endless pipes
- For several flaring profiles, wall thickness 0.7 - 1 mm
- Universal use with the pluggable pressure cone
- Accurate and reproducible results
- Clamping block for several pipe diameters
- Reliable hold with the 25 mm pipe clamping length
- Suitable for clamping in a vice

Formation of the various flares made possible with the appropriate flaring attachments

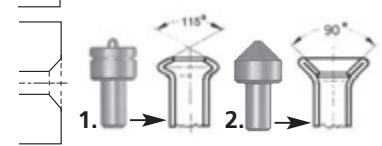
E- contour, simple flare:

- Standard flaring contour





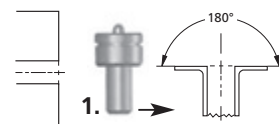
D-contour, double flare:

- Extension of brake and/or hydraulic lines
- Connection by means of coupling rings, sealed by means of flaring surface



180° flares:

- Mounting using coupling ring, for example hydraulic transmission valve and / or distributor block
- Seal between drill-hole and flaring surface



Set (No. 26013) includes: Basic tool with pressure cone (No. 26010), flaring attachments, 1 set of clamping blocks (No. 26011)

Description	mm	kg	No.
DB 10 set	4,75 - 5 - 6 - 8 - 9 - 10 mm	2.64	26013
Flaring attachments 4,75 / 5 mm		0.20	26001
Flaring attachments 6 mm		0.20	26002
Flaring attachments 8 mm		0.20	26003
Flaring attachments 9 mm		0.20	26004
Flaring attachments 10 mm		0.20	26005

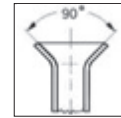
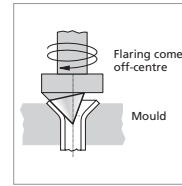
Description	mm	kg	No.
Pressure cone		20	26010
Clamping spindle		90	26015
Flaring spindle		300	26016
Distance bolt		30	26017
Set of clamping blocks (2 pc.) for Pipes 4,75 - 5 - 6 - 8 - 9 - 10 mm		190	26011

Bonding

Flaring

Reeling Flaring Tool

For producing precision 45° single flares on copper pipes
 Ø 6 - 18 mm (1/8 - 3/4")



E-contur single flare

Product Profile

KEY FEATURES

- Controlled expanding and shaping of the pipe without tearing
- No reduction in wall thickness
- No slipping of the pipe
- Sturdy and long lasting

4



Flare cone rotates off-centre in needle bearings

Controlled expanding and shaping of the pipe end without tearing

Square connection

For manual operation, for example cordless screwdriver

Spring-loaded slide coupling

No reduction in wall thickness

No. 222401, No. 222402,
No. 222403

Made from forged steel

Tough and long-lasting

Self-centring die

Highest flare precision

Adaptor for cordless screwdriver

Die available in metric and imperial sizes

Pipe will not slip



Reeling Flaring Tool set includes: Reeling Flaring Tool in plastic case with mould in metric and/or imperial format

Description	mm / inch	No.
Set EB 6 - 8 - 10 - 12 - 14 - 15 - 16 - 18 mm		222401
1/8 - 3/16 - 1/4 - 5/16 - 3/8 - 1/2 - 5/8 - 3/4"		
Set EB 1/8 - 3/16 - 1/4 - 5/16 - 3/8 - 1/2 - 5/8 - 3/4"		222402
Set EB 6 - 8 - 10 - 12 - 14 - 15 - 16 - 18 mm		222403
Dies		
metric 6 - 8 - 10 - 12 - 14 - 15 - 16 - 18 mm		222413
imperial 1/8 - 3/16 - 1/4 - 5/16 - 3/8 - 1/2 - 5/8 - 3/4"		222412

Ratchet Reeling Flaring Tool

For the production of precise, simple 45° flares on copper pipes Ø 6 - 18 mm (1/8 - 3/4")

Product Profile

KEY FEATURES

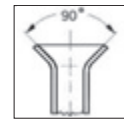
- Controlled expanding and shaping of the pipe without tearing
- Smooth ratchet functions makes re-gripping unnecessary
- No reduction in wall thickness
- No slipping of the pipe
- Sturdy and long lasting

Flare cone rotates off-centre in needle bearings

Flare cone rotates off-centre in needle bearings
Controlled expanding and shaping of the pipe end without tearing

Reeling Flaring Tool set includes: Reeling flaring tool, die in metric or imperial size, plastic carrying case

Die	mm / inch	No.
metric	6 - 8 - 10 - 12 - 14 - 15 - 16 - 18 mm	222405
imperial	1/8 - 3/16 - 1/4 - 5/16 - 3/8 - 1/2 - 5/8 - 3/4"	222404



E-contur
single flare



Quick and easy operation

Smooth ratchet functions makes re-gripping unnecessary

Made of forged steel

Sturdy and long lasting

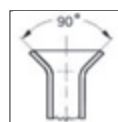
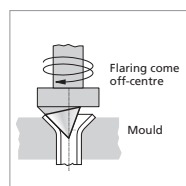
Setting right- /
left-hand rotation



Universal Flaring Tool

For producing precision 45° single flares on copper pipes Ø 4 - 16 mm (3/16 - 5/8")

- Universal application and highest flare precision through self-centring pipe clamp for all diameters
- Controlled flaring without tearing, forming perfect surfaces
- Hardened flare cone with special geometry



Single flare

Universal Flaring Tool set (No. 222601) includes: Universal Flaring Tool for pipe diameters 4 - 16 mm, 3/16 - 5/8", in plastic case

Model	mm	inch	kg	No.
Set EB	4 - 16 mm	3/16 - 5/8"	900	222601

Flaring and Bending Set

Universal application in industry and small trade by sanitary and heating installations, refrigeration and air-conditioning technology, auto and hydraulic technology



Flaring and bending set (No. 26020) includes: MINICUT I, Ø 3 - 16 mm (No. 70401), internal and external deburrer, Ø 4 - 36 mm (No. 11006), double flare press DB 10 (No. 26013), TUBE BENDER set, Ø 4,75 - 10 mm (No. 24112), steel carrying case (No. 24022)

Model	mm	kg	No.
Flaring / Bending set	4,75 - 5 - 6 - 8 - 9 - 10	5.5	26020

Bonding

System Overview Pressing Technology

ROMAX® Press Machines – Made in Germany

For the bonding of pipes, ROTHENBERGER has developed a high-quality press technology system. Thanks to a platform strategy with high component similarity, the tools win over customers with their technology and safety. ROTHENBERGER pressing tools are developed and manufactured in Germany.

ROTHENBERGER Pressing Technology Overview

	Compact	Standard
4 		
Nominal size	For press connections of Ø 12 - 40 mm (plastic/multi-layered) and/or Ø 12 - 28 mm (metal)	For press connections from Ø 12 - 110 mm (system dependant)
Press machines	<p>ROMAX® Compact</p>  <p>starting on  102</p>	<p>ROMAX® 3000</p>  <p>starting on  104</p> <p>ROMAX® AC ECO</p>  <p>starting on  106</p>
Press jaws	<p>Compact Press Jaws</p>  <p>Ø 12-28 mm (metal)</p> <p>Ø 12-40 mm (plastic/multi-layered)</p> <p>starting on  107</p>	<p>Standard Press Jaws</p>  <p>Ø 12-54 mm</p> <p>starting on  108</p>
Interchangeable inserts / Pressing collars	<p>Press Jaws with Interchangeable Inserts</p>  <p>Ø 12-32 mm</p> <p>starting on  107</p>	<p>Press Jaws with Pressing Collars</p>  <p>Ø 40-110 mm (system dependant)</p> <p>starting on  108</p>

System Overview Pressing Technology

ROTHENBERGER Constant Force Technology

The CFT® technology guarantees a constant axial pressing force over the entire service interval. A very important requirement for the production of sealed press connections CFT® guarantees:

ROMAX® Compact
19-21 kN for 10,000 press cycles

ROMAX® AC ECO
32-34 kN for 10,000 press cycles

ROMAX® 3000
32-34 kN for 20,000 press cycles



Safety lock

No accidental release, since a 180° rotation is required

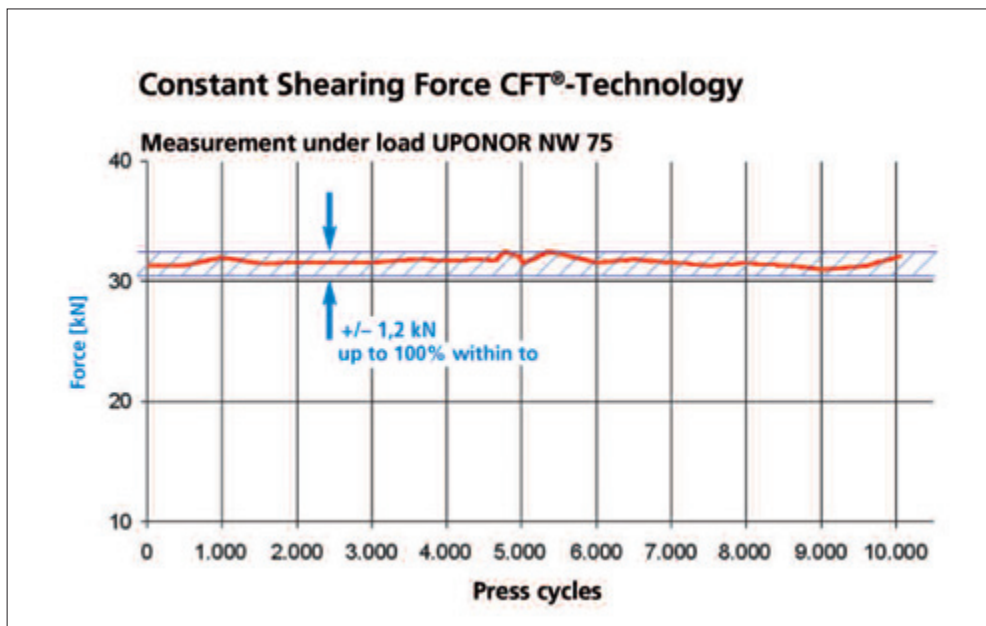


Safe operation with the emergency-stop switch

All ROTHENBERGER press machines are equipped with an easily accessible emergency stop switch. By pushing the switch, the press cycle is immediately interrupted and the piston retracts automatically.



4



System obligation

The user **is not forced** to purchase different press jaws and/or press machines for each system from the same system manufacturer. No law, no DIN-standard nor the DVGW process sheet requires system dependence. No craftsmen is obliged to use only the press tools or press jaws from one (fittings / pipe) system manufacturer



ROTHENBERGER Li-Ion Technology

The pressing tools ROMAX® Compact and ROMAX® 3000 are equipped with the newest Li-ion technology. Li-ion batteries have many advantages compared to standard battery technology:

- High energy density - up to 100% more pressing per charge compared to the ROTHENBERGER NiMH battery
- Low weight - 30% weight savings
- Cold-resistant - even at near freezing temperatures
- Lowest self-discharge - can be stored up to 12 months
- No memory effect - can be charged at any time
- Constant energy from the first until the last pressing



Controlled press cycle

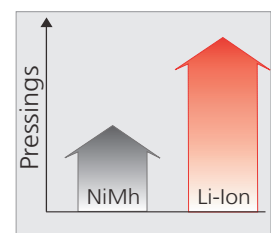
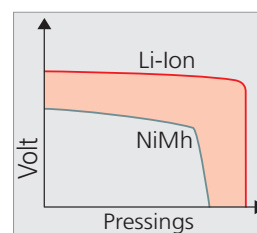
After reaching a predetermined pressing force the press cycle switches off automatically. The piston retracts after the necessary pressing forces has been reached. This guarantees uniform and reliable pressings analogue to the requirement of leading system manufacturers.



Electronic control

The electronics of the ROMAX® Compact and the ROMAX® 3000 provide for a safe pressing cycle:

- Control of the battery charge status
- Safety start-inhibitor when the battery is too low
- LED display of the service interval and any error messages



Bonding

Press Machines Compact

ROMAX® Compact

Electro-hydraulic press machine, for battery and mains operation for the pressing of fittings up to Ø 40 mm (plastic/multi-layer) and/or up to Ø 28 mm (metal) with 19 kN

Made in Germany

Please observe system characteristics/benefits on pages 100 - 101!

Product Profile

APPLICATION AREA

The ROMAX® Compact is extremely light, easy to hold and with its compact design it is perfect for field use, especially in confined spaces

KEY FEATURES

- Extremely light: only 2.6 kg
- Ergonomic thanks to the rubberised handle and balanced weight distribution
- For battery and mains operation
- Work-bench function
- Controlled press cycle
- Electric control with service counter and battery status indicator
- CFT®-Technology
- Safety lock
- Emergency stop switch

TECHNICAL DATA

Dimension:	400 x 70 x 90 mm
Weight:	ca. 2,6 kg (without press jaw)
Piston force / hub:	19 kN / 30 mm
Nominal size:	Ø 12 - 28 mm (metal) Ø 12 - 40 mm (plastic/multilayer)
Press jaw fixture:	270° rotation
Power supply:	Li-ion battery 14.4 V / 2.6 Ah Main adaptor 230V / 50 - 60 Hz Main adaptor 110 V on request
Operating temperature:	0° C up to +40° C
Pressings:	up to 140 with 28 mm stainless steel

PRESSING TOOLS

Press jaws:	ROTHENBERGER Compact press jaws starting on page 107
Interchangeable press jaws:	ROTHENBERGER Interchangeable press jaws starting on page 107

4



Light weight and balanced weight distribution

Fatigue-free and ergonomic use even over long periods of time

LED display

Electronic battery charge indicator, electronic counting of the press cycles (Display when service interval has been reached, further pressings are possible)

Powerful motor

Fast pressings in approx. 4 seconds

Wand-like

design enables use in installation shafts and by front-wall constructions

270° rotatable jaw fixture

For easy use in confined spaces

Safety lock

No unintentional opening because a 180° rotation is necessary

Rubberised handle

Secure hold even in wet conditions

Emergency stop switch

Immediate interruption of the feed and retraction of the piston

Li-ion battery technology

Up to 100% more pressings*

CFT®-Technology (Constant Force-Technology) for a constant axial force of 19 kN

Constant pressing force for over 10,000 press cycles



* compared to ROTHENBERGER NiMH batteries

ROMAX® Compact Set Basic I

Set Basic I (No. 15020) includes: ROMAX® Compact press machine, 1x 14.4 V/2.6 Ah Li-ion battery (No. 15418), rapid charger (No. 15017), plastic carrying case (No. 15016), (without press jaws)

DUO-POWER 14.4 V or 230 V



All ROMAX® Compact have a Li-ion battery!

Made in Germany

5 m cable length

Large operating radius



Fig. Power supply (No. 15037)



Fig. ROMAX® Compact Set SV

Workbench function with stable supporting surface



Slim – compact wand-like design



Work above head



Model	Description	Press jaw mm	📦	⚖️ kg	No.
ROMAX® Compact Set Basic I	in plastic carrying case with Li-ion battery and charger	(without pressing jaw)	1	5.0	15020
ROMAX® Compact Set Basic II	in plastic carrying case with power supply 230 V, without Li-ion battery and without charger	(without pressing jaw)	1	5.2	015020R
ROMAX® Compact Set M	Set Basic I with press jaw Type M (Mapress, u.a.)	15 - 22 - 28	1	7.5	15023
ROMAX® Compact Set SV	Set Basic I with press jaw Type SV (Viega, u.a.)	15 - 22 - 28	1	7.5	15022
ROMAX® Compact Set SV	Set Basic I with press jaw Type SV (Viega, u.a.)	14 - 16 - 22	1	7.5	15033
ROMAX® Compact Set TH	Set Basic I with press jaw Type TH (Henco, u.a.)	16 - 20 - 26	1	8.7	15032
ROMAX® Compact Set U	Set Basic I with press jaw Type U (UNICOR, u.a.)	16 - 20 - 25	1	7.0	15024
ROMAX® Compact Set WE Set RFz	in plastic carrying case with Li-ion battery, spare press jaws and inserts	16 - 20 - 25 - 32	1	8.7	14820
ROMAX® Compact Set WE Set U	in plastic carrying case with Li-ion battery, spare press jaws and inserts	16 - 20 - 25 - 32	1	8.7	14830

ACCESSORIES

Model	No.
ROMAX® Compact spare battery (14.4 V / 2.6 Ah, Li-Ion)	15418
ROMAX® Compact charger (230 V)	15017
ROMAX® Compact main adaptor (230 V), can be used in lieu of the battery	15037
Plastic carrying case, empty	15016
Press jaws, interchangeable press jaws starting on	107



Bonding

Press Machines Standard

Made in Germany

Please observe system characteristics/
benefits on pages 100 - 101!

ROMAX® 3000

Electro-hydraulic press machine for battery and mains operation for the system dependant pressing of fittings up to Ø110 mm* with 32 - 34 kN

Product Profile

APPLICATION RANGE

The ROMAX® 3000 is fast, light, handy and safe. It is ideally suited for use at the building site

KEY FEATURES

- **Fast**
A pressing cycle only last approx. 5 seconds. The piston retracts automatically after every finished pressing
- **Safe**
CFT® guarantees the necessary pressing force. The automatic controlled press cycles ensures that the piston retracts to the starting position after the necessary pressing force has been reached
- **Light**
The extremely low weight, as well as the balanced weight distribution, ensure fatigue-free use even in continuous use

*system dependant

KEY FEATURES

- **Reliable & economical**
Thank the highest quality service interval of 20,000 pressing cycles. This secures continuous economical use
- **Expanded operational temperature range**
The ROMAX® 3000 works perfectly even under adverse environmental conditions. Pressing is possible between -10° C and +60° C
- **Large range**
The standard Li-ion technology allows up to 160 pressings (with 28 mm stainless steel), and/or 90 pressings (with 54 mm stainless steel) with each charge
- **Practical design**
The compact, wand-like design allows pressings even in confined spaces

4



Wand-like

Design allows use in installation shafts and by front-wall constructions

Rubberised handle

Secure hold even in wet conditions

2-speed switch

Light pressure activates the LED, when pressed through the pressing cycle begins

LED display

Electronic flat battery detection, electronic counting of press cycles (Notify maintenance interval), further pressings possible

Safety lock

No unintentional opening because a 180° rotation is required

Press jaw fixture can be rotated 270°

For easy operation even in confined spaces

Light weight and balanced weight distribution

Fatigue-free and ergonomic use even over long periods of time

Powerful motor

Fast pressings in approx. 5 seconds

Emergency stop switch

Immediate interruption of the feed and retraction of the piston



CFT®- Technology (Constant Force-Technology) for constant axial pressing force of 32 kN

Constant pressing force over 20,000 press cycles



TECHNICAL DATA	
Dimensions:	445 x 125 x 75 mm
Weight:	approx. 3.6 kg (without press jaws)
Piston force/-hub:	32 kN / 40 mm
Nominal size:	Ø 12 - 110 mm (system dependant)
Press jaw fixture:	270° rotation
Power supply:	Li-ion battery 18 V / 3 Ah Main adaptor 230 V, 50 - 60 Hz, Main adaptor 110 V on request
Operating temperature:	-10° C up to +60° C
Pressings:	Up to 160 with 28 mm stainless steel Up to 90 with 54 mm stainless steel

PRESSING TOOLS	
Press jaws:	ROTHENBERGER standard press jaws, compatible with many other manufacturers starting on page 108
Pressing collars:	ROTHENBERGER pressing collars starting on page 108

High energy density

More pressing per charge, light weight ²⁾



Cold-resistant

Can be used in even the lowest temperatures (-10° C up to +60° C)



No memory effect

A partially discharged battery can be fully recharged without any loss of capacity

Low self discharge

Very long shelf-life



Fig. ROMAX® 3000 set with press jaws

Light



Fast



Reliable



Slim



Basic set (No. 15800) includes: ROMAX® 3000, 18 V / 3.0 Ah Li-ion battery (No. 15810), rapid charger (No. 15811), plastic carrying case (No. 15816) (without press jaws)

Model	Description	Press jaws mm			No.
ROMAX® 3000 Set Basic	in plastic carrying case with Li-ion battery and charger (without press jaws)		1	9.8	15800
ROMAX® 3000 Set SV	with press jaws type SV (Viega, et al.), with Li-ion battery	15 - 22 - 28	1	14.5	15840
ROMAX® 3000 Set TH	with press jaws type TH (Henco, et al.), with Li-ion battery	16 - 20 - 26	1	14.5	15845
ROMAX® 3000 Set U	with press jaws type U (UNICOR, et al.), with Li-ion battery	16 - 20 - 25	1	14.5	15850
ROMAX® 3000 Set M	with press jaws type M (Mapress, et al.), with Li-ion battery	15 - 22 - 28	1	14.5	15855

ACCESSORIES

Model	No.
ROMAX® 3000 Li-ion battery 18 V / 3 Ah	15810
ROMAX® 3000 charger for 110-230 Volt	15811
ROMAX® 3000 main adaptor 230 Volt*	15812
Plastic carrying case, empty	15816
Press jaws, pressing collars starting on 108	



²⁾ Compared to the ROTHENBERGER NiMH battery

Bonding

Press Machines Standard

ROMAX® AC ECO

Electro-hydraulic press machine for mains operation for system dependant pressing of fittings up to Ø 110 mm* with 32 - 34 kN

Made in Germany

Please observe system characteristics/ benefits on pages 100 - 101!

Product Profile

APPLICATION AREA

The ROMAX® AC ECO is light, easy to handle and is suitable for the batch production of fitting joints in field operation

KEY FEATURES

- Ergonomic thanks to the rubberized handle and balanced weight distribution
- Controlled press cycle
- CFT®-Technology
- Safety lock
- Emergency stop switch
- 5 m cable

*system dependant

TECHNICAL DATA

Dimensions: 415 x 180 x 80 mm
Weight: approx. 4.5 kg (without press jaw)
Piston force/-hub: 32 kN / 40 mm
Nominal size: Ø 12- 110 mm (system dependant)
Press jaw fixture: 270° rotation
Power supply: 230 V / 50-60 Hz, 110 V on request

PRESSING TOOLS

Press jaws: ROTHENBERGER standard press jaws, compatible with many other manufacturers starting on page 108
Pressing collars: ROTHENBERGER Pressing collars starting on page 108

4



270° rotatable jaw fixture

For easy use in confined spaces

Safety lock

No unintentional opening because a 270° rotation is necessary

Compatible jaw fixture

Suitable for many press jaws

Emergency stop switch

Immediate interruption of the feed

Two-switches within easy reach

Various holding positions possible. The controlled press cycle begins after pushing the hold-to-run control

Balanced weight distribution

Ergonomic use

CFT®- Technology (Constant Force-Technology) for constant axial pressing force of 32 kN

Constant axial pressing force over 10,000 press cycles

5 m cable length

Large operations radius



Fig. ROMAX® AC ECO Set with press jaws

Basic Sets (No. 15705) include: ROMAX® AC ECO Basic (230 Volt), plastic carrying case (No. F81664) (without press jaws)

Model	Description	Press jaws mm	📦	⚖️ kg	No.
ROMAX® AC ECO Set Basic I	in plastic carrying case	(without press jaws)	1	8.9	15705
ROMAX® AC ECO Set M	Set Basic I with press jaws type M (Mapress, et al.)	15 - 22 - 28	1	13.4	15750
ROMAX® AC ECO Set SV	Set Basic I with press jaws type SV (Viega, et al.)	15 - 22 - 28	1	13.4	15740
ROMAX® AC ECO Set TH	Set Basic I with press jaws type TH (Henco, et al.)	16 - 20 - 26	1	13.4	15730
ROMAX® AC ECO Set U	Set Basic I with press jaws type U (UNICOR, et al.)	16 - 20 - 25	1	13.4	15760

ACCESSORIES

Model	No.
Plastic carrying case, empty	F81664
Press jaws, pressing collars starting on	108



Press Jaws & Interchangeable Press Jaws

Press Jaws Compact

Made in Germany

For ROMAX® Compact

ROTHENBERGER Press Jaws with proven material and manufacturing quality for system dependant pressing of fittings up to Ø 40 mm (plastic / multi-layer) and/or up to 28 mm (metal)

Special hardening process

High degree of elastic force and expansion capability

3-bolt synchronised mechanism

- Highest precision by pressing
- Synchronised run of the jaw lever
- Increased stability and durability
- Open the jaw with just 1 finger!

Batch numbering and individual testing

Secures the high quality standard of material and press contour

Product identification, simple to read, clear system and nominal size classification



Press jaw overview starting on 109

Precision-manufactured contours

For optimum and reliable pressings

Made of forged, highly resilient special steel

Suitable for all press machines with a constant axial thrust of **19 kN** and compatible press jaw fixture

Permanent bolt

- Without potential weak points / no thread
- Considerable reduction of the breakage risk
- Increased safety

Long-term corrosion protection

Optimum for heavy-duty field operation

Optimised inlet contour

- Adapted power flow
- Less wear and tear

4



Interchangeable Press Jaws Compact

Made in Germany!

For ROMAX® Compact

ROTHENBERGER Press Jaws with proven material and manufacturing quality, for the attachment from interchangeable press jaws for system dependant pressing of plastic fittings Ø 16 - 32 mm

Combine various interchangeable inserts with only one press jaw!



Set Interchangeable inserts

3-bolt synchronised mechanism

Synchronised run of the jaw lever enables the jaw to be opened with just one finger

Batch numbering and individual testing

Secures the high quality standard of material and press contour

Guiding ridge

Safe admittance from inter-changeable press jaws

Made of casted, highly resilient special steel

Suitable for all press machines with a constant axial thrust of **19 kN** and compatible press jaw fixture

Special hardening process

High degree of elastic force and expansion capability

Long-term Corrosion protection

Optimum for heavy-duty field operation

Model	Description	No.	Model	Description	No.
Interchangeable inserts set RFz*	16 - 20 - 25 - 32 mm	14849	Interchangeable press jaws + set CO	12 - 16 - 20 mm	15093
Interchangeable inserts set U*	16 - 20 - 25 - 32 mm	14869	Interchangeable press jaws + set RFz	12 - 16 - 20 mm	15094
Interchangeable inserts set VP*	16 - 20 - 25 - 32 mm	14879	Interchangeable inserts set TH*	16 - 20 - 26 - 32 mm	14895
Interchangeable inserts set CO*	12 - 16 - 20 - 25 mm	14889			

*Can only be used with interchangeable pressing jaw No. 014800X!

Bonding

Press Jaws & Pressing Collars Standard

Press Jaws Standard

Made in Germany

For ROMAX® PRESSLINER, ROMAX® PRESSLINER ECO, ROMAX® AC ECO

ROTHENBERGER Press Jaws with proven material and manufacturing quality, for system conforming pressing of fittings up to Ø 50 mm (plastic) and/or up to Ø 54 mm (metal)

Special hardening process

High degree of elastic force and expansion capability

3-bolt synchronised mechanism

- Highest precision by pressing
- Synchronised run of the jaw lever
- Increased stability and durability
- Open the jaw with just 1 finger!

Batch numbering and individual testing

Secures the high quality standard of material and press contour

Product identification, simple to read, clear system and nominal size classification



Press jaw overview starting on 109

Precision-manufactured contours

For optimum and reliable pressings

Made of forged, highly resilient special steel

Suitable for all press machines with a constant axial thrust of 32 - 34 kN and compatible press jaw fixture

Permanent bolt

- Without potential weak points / no thread
- Considerable reduction of the breakage risk
- Increased safety

Long-term Corrosion protection

Optimum for heavy-duty field operation

Optimised inlet contour

- Adapted power flow
- Less wear and tear



Pressing Collars Standard

Made in Germany

For ROMAX® 3000, ROMAX® PRESSLINER ECO, ROMAX® AC ECO

Still suitable for press machines with a constant, axial pressing force of 32 - 34 kN and the appropriate compatible press jaw fixture. For the system conforming pressing of fittings from 42 mm up to 54 mm (metal) and/or from 40 mm up to 110 mm (multi-layer)

Using the pressing collar



Gripping the pressing collar with intermediate jaws



Limited weight

Power-saving work for any length of time

Batch numbering and individual testing

Secures the high quality standard of material and press contour

Long-term corrosion protection

Optimum for heavy-duty field operation

Special hardening process

High degree of elastic force and expansion capability

2-joint technology

Simplifies use even in tight or over-head situations

Precision-manufactured contours

For optimum and reliable pressings

Special hardening process

High degree of elastic force and expansion capability

Fig. Pressing collar M54

Made of forged, highly resilient special steel

Suitable for all press machines with a constant, axial thrust of 32 - 34 kN and compatible press jaw fixture

3-bolt synchronised mechanism

Synchronised run of the jaw lever enables the jaw to be opened with just one finger



Fig. Intermediate jaw ZBS1

Pressing collar sets include: Pressing collars according to the table, intermediate jaws ZBS1 (No. 1000000104), plastic carrying case (No. 1500000211)

Model	Description	No.
Pressing collar set SV in plastic carrying case	press jaw ZBS1 / SV42 - 54	1000000107
Pressing collar set M in plastic carrying case	press jaw ZBS1 / M42 - 54	1000000110
Pressing collar set TH in plastic carrying case	press jaw ZBS1 / TH40 - 50	1000000116

Pressing collars overview starting on 109

Press Jaws Standard Sets

ROTHENBERGER Press Jaws up to Ø 54 mm, in sturdy plastic carrying case

Made in Germany



Professional set combinations!

Variable and cost efficient

Universal for all ROTHENBERGER Press Jaws (Type Standard)

Various combinations possible

For example: 4 press jaws up to Ø 35 mm or 2 press jaws Ø 42 or 54 mm

Space for up to 6 Press Jaws

More than enough room for a complete press jaw system

Press Jaw sets include: Press Jaw according to chart, plastic case (No. 15031)

Model			No.
M 15 - 18 - 22 - 28 mm	1	9.3	015062X
M 42 - 54 mm	1	11.8	015081X
SV 15 - 18 - 22 - 28 mm	1	9.3	015060X
SV 42 - 54 mm	1	9.5	015080X
G 16 - 20 - 26 - 32 mm	1	11.4	015068X

Model			No.
TH 16 - 20 - 26 mm	1	7.9	015063X
U 16 - 20 - 25 - 32 mm	1	10.6	015067X
VP 16 - 20 - 25 - 32 mm	1	9.4	015072X
Plastic jaw case, empty	1		15031














System	Nominal Size		 Use only in combination with interchangeable jaws No. 014800X		 Only to be used with intermediate jaw: ZB51 No. 100000104 for (SV, M, TH, U Ø 40, 42, 50, 63 mm), ZB52 No. 100000123 for (U Ø 75, 90, 110 mm)
A	Metal / NE-Metal				
	A1/2"	—	—	015222X	
	A3/4"	—	—	015223X	
	A1"	—	—	015224X	
	A1 1/4"	—	—	015225X	
	A1 1/2"	—	—	015226X	
	A2"	—	—	015227X	
M	M12	015151X	—	015101X	
	M15	015152X	—	015102X	
	M18	015153X	—	015103X	
	M22	015154X	—	015104X	
	M28	015155X	—	015105X	
	M35	—	—	015106X	
	M42	—	—	015107X	100000108
	M54	—	—	015108X	100000109
V / SV	V/SV12	015261X	—	015211X	
	V/SV14	015269X	—	015219X	
	V/SV15	015262X	—	015212X	
	V/SV16	015260X	—	015220X	
	V/SV18	015263X	—	015213X	
	V/SV22	015264X	—	015214X	
	V/SV28	015265X	—	015215X	
	V/SV35	—	—	015216X	
	V/SV42	—	—	015217X	100000105
	V/SV54	—	—	015218X	100000106
	R(H)	PEX / Multilayer			
	R12	015369X	14863	015339X	
	R14	015370X	14864	015330X	
	R16	015371X	14865	015331X	
	R17	015378X	14866	015333X	
	R18	015379X	14867	015334X	
	R20	015374X	14868	015335X	
	R25	015380X	14707	015338X	
	R26	015376X	14708	015336X	
	R32	015377X	14709	015337X	

Further information at www.rothenberger.com













Bonding

Press Jaws Program Overview

System	Nominal Size	 Press Jaws Compact	 Interchangeable Insert Compact Use only in combination with interchangeable jaws No. 014800X	 Press Jaws Standard	 Pressing Collars Standard Only to be used with intermediate jaw: ZB51 No. 100000104 for (SV, M, TH, U Ø 40, 42, 50, 63 mm), ZB52 No. 100000123 for (U Ø 75, 90, 110 mm)
RFz		PEX / Multi-layer			
	RFz12	—	14822	1000000173	
	RFz16	015180X	14823	015161X	
	RFz18		1000000124		
	RFz20	015181X	14824	015162X	
	RFz25	015182X	14825	015163X	
	RFz26		1000000125		
	RFz32	015183X	14826	015164X	
	TH	TH14	015395X	14842	015321X
	TH16	015385X	14843	015322X	
	TH18	015398X	14844	015323X	
	TH20	015389X	14845	015324X	
	TH25	015399X	14846	015325X	
	TH26	015391X	14847	015326X	
	TH32	015393X	14848	015327X	
	TH40	015401X	—	015328X	1000000111
	TH50	—	—	—	1000000112
	TH63	—	—	—	1000000113
THT	THT32	015393H	—	015329X	
	U	U14	015351X	14832	015311X
	U16	015352X	14833	015312X	
	U18	015353X	14834	015313X	
	U20	015354X	14835	015314X	
	U25	015355X	14836	015315X	
	U32	015357X	14838	015317X	
	U40	015358X	—	015318X	1000000117
	U50	—	—	—	1000000118
	U63	—	—	—	1000000119
	U75	—	—	—	1000000120
	U90	—	—	—	1000000121
	U110	—	—	—	1000000122
RC	RC26	015277X	14837	015271X	
	VP	VP14	015530X	14882	015230X
	VP16	015531X	14883	015231X	
	VP20	015532X	14884	015232X	
	VP25	015533X	14885	015233X	
	VP32	015534X	14886	015234X	
	B	B3/8"	—	—	015251X
	B1/2"	—	—	015252X	
	B5/8"	—	—	015253X	
	B3/4"	—	—	015254X	
	B1"	—	—	015255X	
	B1 1/4"	—	—	015256X	
	BE	BE16	015291X	—	015392X
	BE20	015292X	—	015394X	
	BE26	015293X	—	015396X	
	BE32	015294X	—	015397X	
	CO	CO12	—	14852	015235X ⁽¹⁾
	CO16	—	14853	015236X ⁽¹⁾	
	CO20	—	14854	015237X ⁽¹⁾	
	CO25	—	14855	015238X ⁽¹⁾	
	G	G16	015362X	—	015302X
	G20	015364X	—	015304X	
	G26	15366	—	015306X	
	G32	015367X	—	015307X	
	G40	015368X	—	015308X	
	HA	HA16	015580X	—	015280X
	HA20	015581X	—	015281X	
	HA26	015582X	—	015282X	
	HA32	015583X	—	015283X	
	HA40	—	—	015284X	

Further information at www.rothenberger.com, ¹⁾ Only available upon request

Press Jaws Program Overview











	Nominal Size	Press Jaws Compact No.	Press Jaws Pressliner and ROMAX® 3000 No.	Interchangeable Press Jaws Compact No. Use only in combination with interchangeable jaws No. 014800X	ANBO C-Press	APE Raccordi a pressare	BAMPI BALPED, BALPEX	Blansol Barbic easy press	Blansol Barbi multipress	Broen BALLOFIX PRES	BUCCHI tech MP	CO. E.S. Coesklima	COMAP Sudo-Press Multiskin	COMAP Sudo-Press Cu	Comisa Multi layer pipe	DALPEX LaserMulti Dalpex	EMPUR PEXPRESS	eurotherm, MULTISTRATO, Euro 2000	F.B.Q. BARONIO, BQ pres	FimisoI, HAKAPRES, HAKA, GERODUR	Fränkische, alpex F50	Frabo Pressfitting	Gabo, Gabopress H+5	GAROS	
	M	M12	015151X	015101X																					
		M15	015152X	015102X																					
		M18	015153X	015103X																					
		M22	015154X	015104X																					
		M28	015155X	015105X																					
		M35		015106X																					
		M42		015107X																					
	M54		015108X																						
	V / SV	V12	015261X	015211X																					
		SV14	015269X	015219X																					
		SV15	015262X	015212X																					
		SV16	015260X	015220X																					
		SV18	015263X	015213X																					
		SV22	015264X	015214X																					
		SV28	015265X	015215X																					
		SV35		015216X																					
	SV42		015217X																						
	SV54		015218X																						
	G	G16	015362X	015302X																					
		G20	015364X	015304X																					
		G26	015366X	015306X																					
		G32	015367X	015307X																					
		G40	015368X	015308X																					
	HA	HA16	015580X	015280X																					
		HA20	015581X	015281X																					
		HA26	015582X	015282X																					
		HA32	015583X	015283X																					
		HA40		015284X																					
	R (H)	R12	015369X	015339X	14863																				
		R14	015370X	015330X	14864																				
		R16	015371X	015331X	14865																				
		R17	015378X	015333X	14866																				
		R18	015379X	015334X	14867																				
		R20	015374X	015335X	14868																				
		R25	015380X	015338X	14707																				
		R26	015376X	015336X	14708																				
		R32	015377X	015337X	14709																				
	RFz	RFz12		100000173	14822																				
		RFz16	015180X	015161X	14823																				
		RFz20	015181X	015162X	14824																				
		RFz25	015182X	015163X	14825																				
		RFz32	015183X	015164X	14826																				
	TH	TH14	015395X	015321X	14842																				
		TH16	015385X	015322X	14843																				
		TH18	015398X	015323X	14844																				
		TH20	015389X	015324X	14845																				
		TH25	015399X	015325X	14846																				
		TH26	015391X	015326X	14847																				
		TH32	015393X	015327X	14848																				
		THT32	015393H	015329X																					
		TH40	015401X	015328X																					
	U	U14	015351X	015311X	14832																				
		U16	015352X	015312X	14833																				
		U18	015353X	015313X	14834																				
		U20	015354X	015314X	14835																				
		U25	015355X	015315X	14836																				
		U32	015357X	015317X	14838																				
		U40	015358X	015318X																					
	U50		015319X																						
	RC	RC26	015277X	015271X	14837																				
	VP	VP14	015530X	015230X	14882																				
		VP16	015531X	015231X	14883																				
		VP20	015532X	015232X	14884																				
		VP25	015533X	015233X	14885																				
		VP32	015534X	015234X	14886																				

Further information at www.rothenberger.com

ROTHENBERGER offers press jaws for a variety of press fitting / pipe systems on the market today. The press contour of each particular system allows reliable pressing to approved standards.

Bonding

Press Jaws Program Overview








	Nominal Size	Press Jaws Compact No.	Press Jaws Pressliner and ROMAX® 3000 No.	Interchangeable Press Jaws Compact No. Use only in combination with interchangeable jaws No. 014800X	Geberit Mepla	+GF+ PRESS FIT Nitro San	Giacomini, Giacomflex, Giaco Therm	HAGE DOMINOX	Harden 2000, Polypex 2000	Henco PVDf	Herz pipefix	HIDROTEC KLIMATEC	Hifec Sistema, Multistrato	Hs System, Heizung	Hs System, Sanitär	IBP>B<-press, >B<-press Gas	Mi Woeste	IPA, IPANA-PRES	IPALPEX (Industry of Plastic and Access	Jäger, Aquapres	Jaraflex-presssystem	Jupiter, Heizsysteme	KOHLER, InoxPress
	M	M12	015151X	015101X																			
	M15	015152X	015102X			•											•						•
	M18	015153X	015103X			•		•						•				•					•
	M22	015154X	015104X			•		•										•					•
	M28	015155X	015105X			•		•										•					•
	M35		015106X			•		•										•					•
	M42		015107X			•		•															•
	M54		015108X			•		•															•
	V / SV	V12	015261X	015211X		•											•						
	SV14	015269X	015219X			•											•						
	SV15	015262X	015212X			•											•						
	SV16	015260X	015220X			•											•						
	SV18	015263X	015213X			•											•						
	SV22	015264X	015214X			•											•						
	SV28	015265X	015215X			•											•						
	SV35		015216X			•											•						
	SV42		015217X			•											•						
	SV54		015218X			•											•						
	G	G16	015362X	015302X			•																
	G20	015364X	015304X			•																	
	G26	015366X	015306X			•																	
	G32	015367X	015307X			•																	
	G40	015368X	015308X			•																	
	HA	HA16	015580X	015280X																			
	HA20	015581X	015281X																				
	HA26	015582X	015282X																				
	HA32	015583X	015283X																				
	HA40		015284X																				
	R (H)	R12	015369X	015339X	14863																		
	R14	015370X	015330X	14864																			
	R16	015371X	015331X	14865											•							•	
	R17	015378X	015333X	14866																			•
	R18	015379X	015334X	14867											•								•
	R20	015374X	015335X	14868											•								•
	R25	015380X	015338X	14707																			•
	R26	015376X	015336X	14708											•								•
	R32	015377X	015337X	14709											•								•
	RFz	RFz12		1000000173	14822																		
	RFz16	015180X	015161X	14823																			
	RFz20	015181X	015162X	14824																			
	RFz25	015182X	015163X	14825																			
	RFz32	015183X	015164X	14826																			
	TH	TH14	015395X	015321X	14842		•		•	•	•	•	•					•	•			•	
	TH16	015385X	015322X	14843			•		•	•	•	•	•					•	•			•	
	TH18	015398X	015323X	14844			•		•	•	•	•	•					•	•			•	
	TH20	015389X	015324X	14845			•		•	•	•	•	•					•	•			•	
	TH25	015399X	015325X	14846							•								•	•			•
	TH26	015391X	015326X	14847			•		•	•	•	•	•					•	•			•	
	TH32	015393X	015327X	14848							•		•					•	•			•	
	THT32	015393H	015329X						•										•	•			•
	TH40	015401X	015328X								•								•	•			•
	U	U14	015351X	015311X	14832																		
	U16	015352X	015312X	14833								•											•
	U18	015353X	015313X	14834								•											•
	U20	015354X	015314X	14835								•											•
	U25	015355X	015315X	14836								•											•
	U32	015357X	015317X	14838								•											•
	U40	015358X	015318X																		•		•
U50		015319X																				•	
	RC	RC26	015277X	015271X	14837																		
	VP	VP14	015530X	015230X	14882																		
	VP16	015531X	015231X	14883																			
	VP20	015532X	015232X	14884																			
	VP25	015533X	015233X	14885																			
	VP32	015534X	015234X	14886																			

Further information at www.rothenberger.com

ROTHENBERGER offers press jaws for a variety of press fitting / pipe systems on the market today. The press contour of each particular system allows reliable pressing to approved standards.

Bonding



Press Jaws Program Overview

	Nominal Size	Press Jaws Compact No.	Press Jaws Pressliner and ROMAX® 3000 No.	Interchangeable Press Jaws Compact No. Use only in combination with interchangeable jaws No. 014800X	Roth Sistema Rothapress	Roth-Roth Rohr-Installationssysteme	SANHA Pressfitting, NiroSan Presssystem	Schlösser Armaturen EUROPRESS SYSTEM	SCHÜTZ EHT Ropress	Seppelfricke Distributione MTSD	Seppelfricke Systemtechnik SST Delphi Press	SIKO TYPRO Tyrotherm	Simplex SiRoCon Cu / E	Simplex SiRoCon PPSU H	Simplex SiRoCon PPSU TH	SST-Rolltec Delphi-Press	STS Systemtechnik	System PREXTO	THERMAGAS Espace Express	THERMOLUTZ Acular, Rapid	THERMOVAL, THERMOSMART	Tiemme, Serie PA / PG	Tiemme, Cobrapress	
	M	M12	015151X	015101X																				
	M15	015152X	015102X																					
	M18	015153X	015103X																					
	M22	015154X	015104X																					
	M28	015155X	015105X																					
	M35		015106X																					
	M42		015107X																					
	M54		015108X																					
	V / SV	V12	015261X	015211X																				
	SV14	015269X	015219X																					
	SV15	015262X	015212X																					
	SV16	015260X	015220X																					
	SV18	015263X	015213X																					
	SV22	015264X	015214X																					
	SV28	015265X	015215X																					
	SV35		015216X																					
	SV42		015217X																					
	SV54		015218X																					
	G	G16	015362X	015302X																				
	G20	015364X	015304X																					
	G26	015366X	015306X																					
	G32	015367X	015307X																					
	G40	015368X	015308X																					
	HA	HA16	015580X	015280X																				
	HA20	015581X	015281X																					
	HA26	015582X	015282X																					
	HA32	015583X	015283X																					
	HA40		015284X																					
	R (H)	R12	015369X	015339X	14863																			
	R14	015370X	015330X	14864																				
	R16	015371X	015331X	14865																				
	R17	015378X	015333X	14866																				
	R18	015379X	015334X	14867																				
	R20	015374X	015335X	14868																				
	R25	015380X	015338X	14707																				
	R26	015376X	015336X	14708																				
	R32	015377X	015337X	14709																				
	RFz	RFz12		1000000173	14822																			
	RFz16	015180X	015161X	14823																				
	RFz20	015181X	015162X	14824																				
	RFz25	015182X	015163X	14825																				
	RFz32	015183X	015164X	14826																				
	TH	TH14	015395X	015321X	14842																			
	TH16	015385X	015322X	14843																				
	TH18	015398X	015323X	14844																				
	TH20	015389X	015324X	14845																				
	TH25	015399X	015325X	14846																				
	TH26	015391X	015326X	14847																				
	TH32	015393X	015327X	14848																				
	THT32	015393H	015329X																					
	TH40	015401X	015328X																					
		U	U14	015351X	015311X	14832																		
U16		015352X	015312X	14833																				
U18		015353X	015313X	14834																				
U20		015354X	015314X	14835																				
U25		015355X	015315X	14836																				
U32		015357X	015317X	14838																				
U40		015358X	015318X																					
	RC	RC26	015277X	015271X	14837																			
	VP	VP14	015530X	015230X	14882																			
	VP16	015531X	015231X	14883																				
	VP20	015532X	015232X	14884																				
	VP25	015533X	015233X	14885																				
	VP32	015534X	015234X	14886																				

Further information at www.rothenberger.com

ROTHENBERGER offers press jaws for a variety of press fitting / pipe systems on the market today. The press contour of each particular system allows reliable pressing to approved standards.

Press Jaws Program Overview

	Nominal Size	Press Jaws Compact No.	Press Jaws Pressliner and ROMAX [®] 3000 No.	Interchangeable Press Jaws Compact No. Use only in combination with interchangeable jaws No. 014800X	TKM Fellingsbro TKM Press	Ulrich VARIOFLEX HAKA-PRESS	UPONOR UNIPipe, UNICORE, Airpipe	Valsir PEXAL	Vescal, Metalplast	Viega Profipressm Profipress G, profipress Therm	Viega sanpress, sanpress INO	Viega sanfix FOSTA, P. PLUS	Viessmann	VSH CU+press, CU+press Gas	Watts MTR Art press	Wavin FUTURE 1/2, TIGRIS TIGRIS Alupex / Blue	WEFA PLASTIC, WEFA PRESS	WEM	Winkler	WKS	WOESTE [™] Yorkshire [™] RYW PRESS, RYW Gas press	
	M12	015151X	015101X																			
	M15	015152X	015102X																			
	M18	015153X	015103X																			
	M22	015154X	015104X																			
	M28	015155X	015105X																			
	M35		015106X																			
	M42		015107X																			
M54		015108X																				
	V12	015261X	015211X							•	•											
	SV14	015269X	015219X							•	•											
	SV15	015262X	015212X							•	•											
	SV16	015260X	015220X							•	•											
	SV18	015263X	015213X							•	•											
	SV22	015264X	015214X							•	•											
	SV28	015265X	015215X							•	•											
	SV35		015216X							•	•											
	SV42		015217X							•	•											
SV54		015218X							•	•												
	G16	015362X	015302X																			
	G20	015364X	015304X																			
	G26	015366X	015306X																			
	G32	015367X	015307X																			
	G40	015368X	015308X																			
	HA16	015580X	015280X																			
	HA20	015581X	015281X																			
	HA26	015582X	015282X																			
	HA32	015583X	015283X																			
	HA40		015284X																			
	R12	015369X	015339X	14863																		
	R14	015370X	015330X	14864	•	•		•														
	R16	015371X	015331X	14865	•	•		•									•	•				
	R17	015378X	015333X	14866	•	•																
	R18	015379X	015334X	14867	•	•																
	R20	015374X	015335X	14868	•	•		•														
	R25	015380X	015338X	14707																		
	R26	015376X	015336X	14708	•	•		•														
	R32	015377X	015337X	14709	•	•		•														
	RFz12		1000000173	14822																		
	RFz16	015180X	015161X	14823																		
	RFz20	015181X	015162X	14824																		
	RFz25	015182X	015163X	14825																		
	RFz32	015183X	015164X	14826																		
	TH14	015395X	015321X	14842									•							•	•	
	TH16	015385X	015322X	14843									•			•				•	•	
	TH18	015398X	015323X	14844																•	•	
	TH20	015389X	015324X	14845									•			•				•	•	
	TH25	015399X	015325X	14846																•	•	
	TH26	015391X	015326X	14847									•			•				•	•	
	TH32	015393X	015327X	14848									•			•				•	•	
	THT32	015393H	015329X																	•	•	
	TH40	015401X	015328X										•							•	•	
	U14	015351X	015311X	14832																		
	U16	015352X	015312X	14833																		
	U18	015353X	015313X	14834			•		•													
	U20	015354X	015314X	14835			•		•													
	U25	015355X	015315X	14836			•		•													
	U32	015357X	015317X	14838			•		•													
	U40	015358X	015318X				•	•	•													
U50		015319X				•		•														
	RC26	015277X	015271X	14837																		
	VP14	015530X	015230X	14882								•										
	VP16	015531X	015231X	14883								•										
	VP20	015532X	015232X	14884								•										
	VP25	015533X	015233X	14885								•										
	VP32	015534X	015234X	14886								•										

Further information at www.rothenberger.com

ROTHENBERGER offers press jaws for a variety of press fitting / pipe systems on the market today. The press contour of each particular system allows reliable pressing to approved standards.



Bonding

Threading Manual

SUPER CUT

Ratchet threader Ø 1/4 - 2"

For production of precise and reliable thread connections



Product Profile

APPLICATION AREA

For precision thread cutting of

BSPT right: Ø 1/4 - 2"

KEY FEATURES

Slim, compact design with excellent overall size, ratchet angle of 22.5°

Easy operation in hard-to reach places with the offset lever

Convenient, lockable reversal of the ratchet direction

Extremely long service life

Simple insertion and removal of die heads

Secure hold with retainer locking

Perfect centering through the long pipe guide is ensured

Optimised cutting geometry allows a gentle first cut and excellent chip discharge

Power optimisation with the offset hand lever!

Quick Change Die Heads

Secure hold

Positive octagonal universal drive with retainer locking

Fits all ROTHENBERGER Manual and Power Threaders

Simple insertion and removal of the die heads

4



Long lever

Optimum force transfer

Offset lever

Easy operation in hard-to-reach places

Quick adjustment

Convenient, lockable reversal of the ratchet direction

Precision Dies

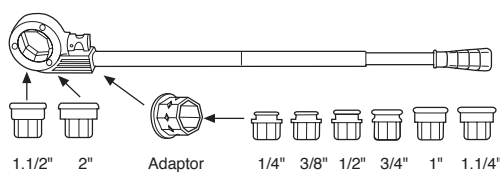

Made of high quality tempered steel
Extremely long service life

SUPER CUT when working at the building site



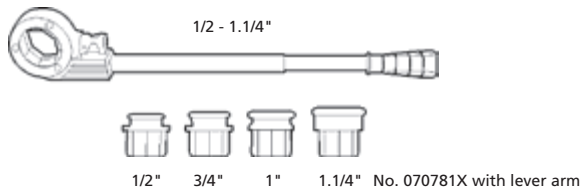
Monoblock - adaptor (No. 71273)

With ratchet handle 1/4" - 2" the attachment of the 1/4" - 1.1/4" die head results with the use of the adaptor (No. 71273)



SUPER CUT – Sets Ø 3/8 - 1.1/4"

With ratchet handle (small, octagonal drive No. 070840X), die heads in plastic carrying case

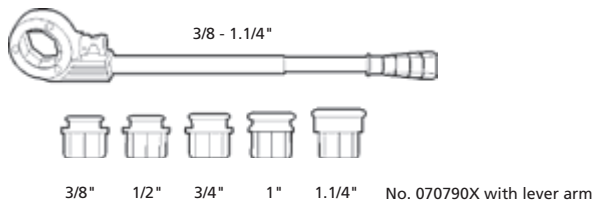


Model	Size	kg	No.
BSPT R	1/2" - 3/4" - 1" - 1.1/4"	5.1	070781X
BSPT R	3/8" - 1/2" - 3/4" - 1"	4.0	070782X
NPT	1/2" - 3/4" - 1" - 1.1/4"	4.0	070901X



SUPER CUT – Sets Ø 3/8 - 1.1/4"

With ratchet handle (small octagonal drive, No. 070840X), and die heads in plastic carrying case

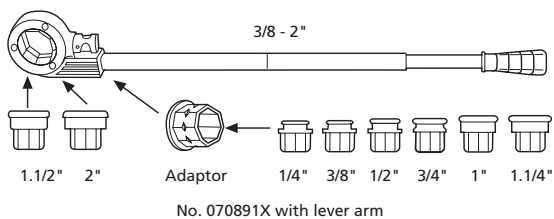


Model	Size	kg	No.
BSPT R	3/8" - 1/2" - 3/4" - 1"	5.4	070793X
BSPT R	3/8" - 1/2" - 3/4" - 1" - 1.1/4"	6.2	070790X
BSPT R	1/2" - 3/4" - 1"	4.2	070780X
NPT	3/8" - 1/2" - 3/4" - 1" - 1.1/4"	6.5	070900X



SUPER CUT – Sets Ø 3/8 - 2"

With ratchet handle (large octagonal drive, No. 71272), die head adaptor (No. 71273), die heads in plastic carrying case



Model	Size	kg	No.
BSPT R	3/8" - 1/2" - 3/4" - 1" - 1.1/4" - 1.1/2" - 2"	11.4	070891X
BSPT R	1/2" - 3/4" - 1" - 1.1/4" - 1.1/2" - 2"	10.8	070892X
BSPT R	1" - 1.1/4" - 1.1/2" - 2"	9.6	070894X



ACCESSORIES

Description	
Die heads 1/4 - 2"	124
Dies 1/4 - 2"	124
Cutting fluid	125
Pipe roughing wrench	135
Monoblock Adaptor	119



Bonding

Threading Manual

SANI KIT

Tool set in sturdy plastic carrying case

Ideal for repair and installation jobs requiring complete steel pipe processing



Professional!

Product Profile

APPLICATION AREA

Cutting:	up to Ø 1.1/4"
Thread cutting:	up to Ø 1"
Assembly, screwing, loosening, sealing of thread connections:	up to Ø 1.1/4"

KEY FEATURES

- Light and easy to use, always within reach
- Secure guiding of the cutter wheel on the pipe
- Reliable grip with the s-shaped jaw
- Firm grip even with heavy-duty use
- Long service life
- Precise thread cutting to approved standards
- Perfect alignment

4



Steel Pipe Cutter **Super 1.1/4"**

Wide rollers

Secure guiding of the cutter wheel on the pipe

Corner Pipe Wrench **Super S**

Slim, s-shaped jaw

Firm grip



SUPER CUT Ratchet Threader

With SUPER CUT ratchet handle 1.1/4"

Perfect alignment

Small outer octagon, BSPT R 1/2 - 3/4 - 1"

Precise thread cutting to approved standards

Water Pump Pliers Type SP

With heavy duty box joint, chrome vanadium steel, drop-forged, tempered

Long service life

Polished head and joint

Firm grip even with heavy-duty use



SANI KIT

Tool carrying case

Ideal for repair and installation jobs requiring complete steel pipe processing

The ideal installation set!

SANI KIT when working at the building site with RONOL®



10-part set (No. 70600) includes: SUPER CUT ratchet threader 1.1/4" (No. 070840X), quick-change die heads BSPT R 1/2" (No. 070823X) - 3/4" (No. 070824X) - 1" (No. 070825X), steel pipe cutter SUPER 1.1/4" (No. 70040), water pump pliers type SP 10" (No. 70528), corner pipe wrench 1" (No. 070122X) as well as teflon tape (No. 855360), in plastic carrying case



Description	kg	No.
SANI KIT Tool set	8.2	70600

SUPER CUT Ratchet Arm

With offset adaptor



Direct seating for die heads	via adaptor for die heads	Handle	kg	No.
1/4" - 1.1/4"	-	2-piece	1.7	070840X
1.1/2" - 2" (no fig.)	1/4" - 1.1/4"	3-piece	2.5	71272

Monoblock Adaptor

For SUPER CUT ratchet handle (No. 71272) to fit die heads 1/4 - 1.1/4"



Direct seating for die heads	kg	No.
1/4" - 3/8" - 1/2" - 3/4" - 1" - 1.1/4"	0.3	71273

ACCESSORIES

Description	No.
Die heads 1/4 - 2"	124
Dies 1/4 - 2"	124
Cutting fluid	125
Pipe roughing wrench	135



Bonding

Threading Electric

SUPERTRONIC® 1250

Power threader Ø 1/4 - 1.1/4"

For quick and effortless production of precise and reliable thread connections to approved standards



Product Profile

APPLICATION AREA

For threading of

BSPT right: Ø 1/2 - 1.1/4"

Optional: (not included in set) Ø 1/4", 3/8"

NPT: Ø 1/4 - 1.1/4"

KEY FEATURES

- Ideal for confined spaces (corners, shafts)
- Sturdy and light, even with heavy-duty use
- Compact gear housing with excellent overall size
- High power transmission, quiet running with long service life
- Tough, rugged and durable
- Weight reduction and easy handling

KEY FEATURES

- Die can be used in both directions (left, right)
- Stable speed by forward and reverse motion

TECHNICAL DATA

Threading speed:	15 - 20 min ⁻¹
Rapid reverse speed:	27 min ⁻¹
Performance:	800 Watt
Current:	230 V/110 V
Threading speed:	34 min ⁻¹
Weight:	4.9 kg
Dimensions:	456 x 168 x 76 mm



Compact design, only 4.9 kg, ideal for portable operation



Small head shape (11 cm)



Pipe roughing



SUPERTRONIC® 1250 Set

Sets include: SUPERTRONIC® 1250 up to Ø 1.1/4" with forged pipe clamp (No. 71279), precision die heads complete in plastic carrying case (No. 71456)

Small – Fast – Light (1/4 - 1. 1/4")!



Pipe clamp



1/4" 3/8" 1/2" 3/4" 1" 1.1/4"
(optional)

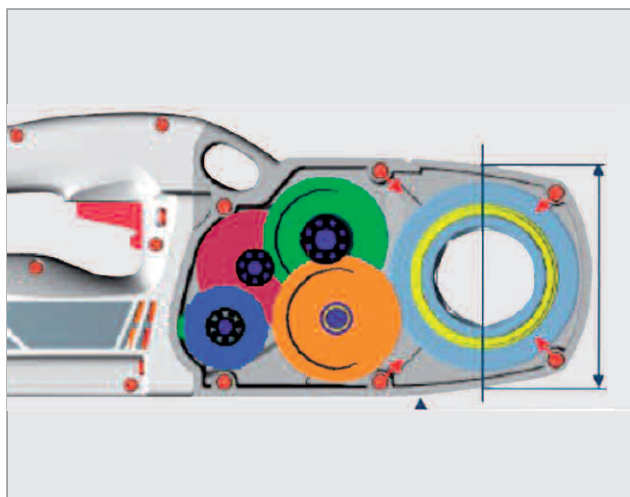


Fig. SUPERTRONIC® 1250 Set (No. 71450)



Model	Description	kg	1	230 V	110 V
SUPERTRONIC® 1250 Set	BSPT 1/2" - 3/4" - 1" - 1.1/4"	14.5	1	71450	71451
SUPERTRONIC® 1250 Set	1/2 - 1.1/4" NPT	13.0	1	71454	71455
SUPERTRONIC® 1250	without die heads	3.9	1	71470	
Pipe clamp for SUPERTRONIC® 1250	up to max. 1.1/4"	1.6	1	71279	71279

Helical gears for maximum power (800 watt)



Steel pipe processing portable, fast and easy



ACCESSORIES

Description	
Die heads 1/4 - 2"	124
Dies 1/4 - 2"	124
Cutting fluid	125
Pipe roughing wrench	135



Bonding

Threading Electric

SUPERTRONIC® 2000

Power threader Ø 1/4 – 2"

For quick and effortless production of precise and reliable thread connections to approved standards



Product Profile

APPLICATION AREA

For threading of

BSPT right, BSPT left: Ø 1/4 - 2"

NPT: Ø 1/4 - 2"

High reduction gears with spur wheel teeth, induction tempered, 7 parallel gear shafts, each ball bearing mounted

High, consistent power transmission when fully loaded

Performance:

Strong 1010 W motor, double insulated with VDE and CEE, interference free for reliable long-term use

Threading speed:

15 - 25 min⁻¹, rapid reverse 60 min⁻¹

(4 x faster reverse with reverse drive)

Maintenance friendly with continuous lubrication

KEY FEATURES

Secure grip in both turning directions with the hardened, interlocking prism pipe clamp

Die heads are held firmly in place through direct seating with tension ring locking


Off-set die head mounting allows for threading even close to walls

Ideal for confined spaces (corners, shafts)

User friendly work with the large mechanism for switching directions

Reliable motor for long-term use

4



Easy insertion of the die heads



Use with roll grooving tool ROGROOVER



ROFIX adaptor (No. 71271)



High reduction gears



SUPERTRONIC® 2000 Set

Sets include: SUPERTRONIC® 2000 with pipe clamp (No. 71280), ROFIX-Adaptor (No. 71271), and precision die heads, complete in plastic carrying case (No. 071274X)

Can also be used in combination with a roll grooving tool!

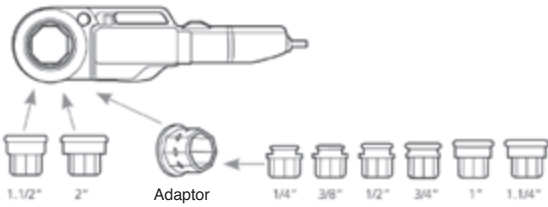


Fig. Similar, SUPERTRONIC® 2000 Set

Description	Model	kg		230 V	110 V
SUPERTRONIC® 2000 Set, BSPT R	1/2" - 3/4" - 1" - 1.1/4" - 1.1/2" - 2"	14.5	1	71256	71258
SUPERTRONIC® 2000 Set, NPT	1/2" - 3/4" - 1" - 1.1/4" - 1.1/2" - 2"	14.5	1	71257	71259
SUPERTRONIC® 2000	without die heads	6.8	1	71250	

Work in confined spaces



Die heads with the tripod universal workbench



ACCESSORIES


Description	
Die heads 1/4 - 2"	124
Dies 1/4 - 2"	124
Cutting fluid	125
Pipe roughing wrench	135



Bonding

Threading Electric

4



Precision Die Heads

With enlarged shaving discharge chambers

For faster threading, reinforced locking plate and precise die seating. Fits in ROTHENBERGER SUPERTRONIC® 1000, SUPERTRONIC 1250, SUPERTRONIC 2000 and SUPER CUT threaders

BSPT R No.	
1/4"	070821X
3/8"	070822X
1/2"	070823X
3/4"	070824X
1"	070825X
1.1/4"	070826X
1.1/2"	070842X
2"	070843X

Precision Threading Dies

Gentle first cut, extremely long life, 4 pieces / pack
Optimum results are achieved with original ROTHENBERGER thread cutting fluid



BSPT R	No.
1/4"	070831X
3/8"	070832X
1/2"	070833X
3/4"	070834X
1"	070835X
1.1/4"	070836X
1.1/2"	070869X
2"	070870X



ROFIX Adaptor

Fits small external octagonal die heads from Ø 1/4" up to 1.1/4"

Easy insertion of the die head with tension ring locking

Tension ring locking



Description	g	No.
ROFIX Adaptor with locking ring	830	71271

RONOL®

High-performance cutting oil

Product Profile

KEY FEATURES

- Excellent cooling and lubricating properties
- Durability of the threading die is increased considerably
- For perfect, clean threads
- Safe for skin contact
- Also suitable as cold lubrication when cutting metal

TECHNICAL DATA

Mineral oil basis

For threading of all materials including stainless steel

Emulsifying agent enables easy rinsing of the pipeline without unhealthy polychlorinated Biphenyl (PCB)

Mineral-based cutting oil is not permitted for drinking water installations - Please check your national regulations!

Model	Contents	kg	Canisters	No.
RONOL® Spray can	600 ml	0.75	12	65008
RONOL® Canister	5 l	5.20	4	65010



4



RONOL® SYN

High-performance cutting fluid



Product Profile

KEY FEATURES

- Excellent cooling and lubricating properties
- Able to handle high pressure
- Longer life for the cutting tool
- Safe for skin contact
- Also suitable as cold lubrication when cutting metal

TECHNICAL DATA

No mineral oils, purely synthetic:

Developed and approved for drinking water and plumbing installations. DVGW tested (Reg. No. S 021)

100% water soluble, physiologically neutral, silicone-free: easily washable

Emulsifying agent enables easy rinsing of the pipeline

No build-up of shavings: Perfect cooling quality

Good corrosion protection: No rusting

Undiluted application

High polymer, without EP-additives (extreme pressure) such as sulphur, phosphorus or chlorine: increased cutting performance

Model	Contents	kg	Canisters	No.
RONOL® SYN Spray can	600 ml	0.75	12	65013
RONOL® SYN Canister	5 l	5.20	4	65015



Bonding

Threading Electric

ROPOWER® 50 R

Portable compact threader Ø 1/4 - 2"

Quick and effortless production of precise and reliable pipe and bolt threads to approved standards



Product Profile

APPLICATION AREA

Use on building sites, for repairs and service, industrial use and for installation work

For threading of:

BSPT right:	Ø 1/4 - 2"
NPT:	Ø 1/4 - 2"
BSPP:	Ø 1/2 - 2"
BSW:	Ø 3/8 - 2"
Metric:	Ø 10 - 24 mm

KEY FEATURES

Quick and reliable threading, trimming, deburring, and grooving
Effortless and comfortable transport with the light, navigable working carriage, which also serves as workbench
Complete pre- and post-processing of pipe
Easy to maintain machine design
Die head Type R (automatic with integrated oil feed)
Portable transport frame (standard)

TECHNICAL DATA

Performance:	1,150 Watt
Speed:	40 m ⁻¹
Weight:	68 kg
Dimensions (L x W x H):	535 x 430 x 340 mm

4



Pre- and post-processing of pipe

Self-centering pipe cutter

Precise cuts

Internal deburrer, snap in, 3-blade

Burr-free work

Impact hammer chuck with maximal clamping-force

No pipe slippage

Self-centering rear chuck

Quick and precise alignment of the pipe

Easy to maintain machine design

Motor double insulated in accordance with VDE and CE

Safe operation

Stable high torque motor

Constant power transferral

Off-set spindle lubrication

Easy maintenance

Machine slightly angled

Reduced oil consumption, oil coating in pipe interior is avoided

Original RIDGID¹⁾ threading dies can optionally be used!



Geared oil pump with filter system and adjustable fluid qualities

Constant oil flow quantities

Ample dimensioned large plastic shavings collection trough

Easy to clean

1) RIDGID® is a registered trade mark of the Emerson Electric Co., St. Louis, USA

ROPOWER® 50 R

Scope of delivery: ROPOWER® 50 R, automatic die head 1/2" - 2" (No. 56052), SS dies BSPT 1/2" - 3/4" (No. 056370X), 1" - 2" (No. 056371X), safety foot switch (No. 56335), collapsible stand (No. 56051), tool

Transportation Frame

(Included in delivery)

Carriage with storage space and a mount for the foot switch

Clearly arranged work

Collapsible undercarriage

Comfortable transport

With 2 plastic wheels

High mobility

Safety foot switch (No. 56335)

Increased safety

Die Head Type R

Automatic die head with integrated oil feed

Long life of the die heads

Optimal lubrication and cooling of the die heads

Long life



Fig. Collapsible stand (No. 56051) included in delivery!



Automatic die head with integrated oil supply



High mobility



Thread roughing



Cost-effective production of grooves



Model

Volt No.

ROPOWER® 50 R with automatic die head:

BSPT R 1/2 - 3/4", 1-2"

230 V 1 88.5 **56050**

BSPT R 1/2 - 3/4", 1-2"

110 V 1 68.5 **56045**

BSPP R 1/2 - 3/4", 1-2"

230 V 1 88.5 **56057**

Collapsible Stand ROPOWER® 50 R

1 19.2 **56051**

Spare cutting wheel (PANDA 40, PANDA 90, PISET 3 SG, Nr. 6 SC 2 S, 2 SE, 3 S, 3 SE, 4 S, 4 SE)

1 0.02 **70074**

Supporting legs (contents 4 pieces)

1.50 **56049**

ACCESSORIES

Description		No.
Cutting fluid	125	
Automatic die heads	130	
Dies	130	
NIPPLE MAX	135	
Pipe roughing wrench ROGROOVER 6"	135	56500
	136 - 137	



Bonding

Threading Electric

SUPERTRONIC® 2 SE / 3 SE / 4 SE

Compact threader Ø 1/4 - 4"

Reliable and proven for constant professional use

Can also be used in combination with a roll grooving tool!



Product Profile

APPLICATION AREA

Ideal for portable and stationary threading in the workshop, on-site, for repairs and service, trade and industry, pipeline construction, as well as for sanitary and heating installations

Universal application, with or without stand, i.e. on a workbench

For threading of:

BSPT right:	Ø 1/4 - 4"
NPT:	Ø 1/4 - 4"
BSPP:	Ø 1/2 - 4"
BSW:	Ø 3/8 - 2"
Metric:	Ø 10 - 36 mm
	Ø 10 - 24 mm (2 SE)

KEY FEATURES

- Universal die head seating (standard or automatic)
- Precise guiding of the die head
- Low-wear and precise guiding
- Fast axial alignment of the pipe
- No pipe slippage with impact hammer chuck
- Burr-free work

4



Smooth action impact hammer chuck with maximal clamping force

No pipe slippage

Self-centering rear chuck

Axial alignment of the pipe

Working spindle with closed bearings on both sides

Low-wear and precise guiding

Dual-sided tool guide sled

Precise guiding of the die head

Tool / guide sled propulsion via turnstile

Finely controlled propulsion

Internal deburrer, snap in, 3-blade

Burr-free work



Modular system concept

Universal die head adaptor, optional in standard or automatic models

Sturdy oil pump with high flow power and adjustable fluid quantities, filter system integrated oil feed

Optimal lubrication and cooling

Large shavings collection trough made of plastic

Easy to clean




Fig. SUPERTRONIC® 2 SE

Impact hammer chuck with inter-changeable clamping jaw, optimal clamping properties through flexible adjustment and broad support



Automatic die heads with quick adjustment of thread size automatic thread length, finely adjustable thread depth without recentering




Fig. Transport Frame 4 SE (No. 57051)

SUPERTRONIC® 2 SE

Compact threader Ø 1/2 - 2"

Standard Die Head: 1/2 - 2" (No. 56156)
Automatic Die Head 1/2 - 2" (No. 56266)



TECHNICAL DATA

Motor strength:	1,150 Watt
Speed:	40 m ⁻¹
Weight, with die heads:	68 kg
Dimensions (L x W x H):	535 x 430 x 340 mm

Scope of delivery: SUPERTRONIC 2 SE, automatic die head 1/2 - 2" (No. 56165) or automatic die head (No. 56266), SS threading dies 1/2 - 3/4" (No. 56003), 1 - 2" (No. 56007), safety foot switch (No. 56335), supporting legs (No. 56490), tool

SUPERTRONIC® 2 SE	kg	230 V	110 V
with Standard Die Head	68	56150	56120
BSPT R 1/2 - 3/4", 1 - 2"			
with Automatic Die Head	68	56175	56125
BSPT R 1/2 - 3/4", 1 - 2"			

SUPERTRONIC® 2 SE	230 V	110 V
Deburrer without holder 2 SE	56198	56198
Supporting legs (contains 4 pieces)	56490	56490

SUPERTRONIC® 3 SE

Compact threader Ø 1/2 - 3"

Standard Die Head: 1/2 - 2" (No. 56156), 2 - 3" (No. 56104)
Automatic Die Head: 1/2 - 2" (No. 56266), 2.1/2 - 3" (No. 56288)



TECHNICAL DATA

Motor strength:	1,700 Watt
Speed:	33 m ⁻¹
Weight, with die heads:	100 kg
Dimensions (L x W x H):	650 x 480 x 420 mm

Scope of delivery: SUPERTRONIC 3 SE, standard die heads 1/2 - 2" (No. 56156) or automatic die heads (56266), standard die head 2 - 3" (No. 56104) or automatic die head 2 1/2 - 3" (56288), SS threading dies 1/2 - 3/4" (No. 56003), 1 - 2" (No. 56007), SS threading dies 2 - 3" (No. 56006), SS threading dies 2 1/2 - 3" (No. 56291), safety foot switch (No. 56335), supporting legs (No. 56491), tool

SUPERTRONIC® 3 SE	kg	230 V	110 V
with Standard Die Head	100	56250	56253
BSPT R 1/2 - 3/4", 1 - 2", 2 - 3"			
with Automatic Die Head	100	56255	56254
BSPT R 1/2 - 3/4", 1 - 2", 2.1/2 - 3"			

SUPERTRONIC® 3 SE	kg	230 V	110 V
Deburrer without holder 3 SE		56199	56199

SUPERTRONIC® 4 SE

Compact threader Ø 1/2 - 4"

SUPERTRONIC® 4 SE with Automatic Die Head



TECHNICAL DATA

Motor strength:	1,750 Watt
Speed:	22 / 50 m ⁻¹
Weight, with die heads:	120 kg
Dimensions (L x W x H):	750 x 540 x 480 mm

Scope of delivery: SUPERTRONIC 4 SE, BSPT automatic die head 1/2 - 2" (No. 56266), BSPT automatic die head 2 1/2 - 4" (No. 56289), SS threading dies 1/2 - 3/4" (No. 56003), SS threading dies 1 - 2" (No. 56007), SS threading dies 2 1/2 - 4" (No. 56294), safety foot switch (No. 56335), supporting legs (No. 56491), tool

SUPERTRONIC® 4 SE	kg	230 V	110 V
with Automatic Die Head	120	56465	56475
BSPT R 1/2 - 3/4", 1 - 2", 2.1/2 - 4"			
Deburrer Blade 4 SE		56200	56200
Transport wagon	25	57051	

Bonding

Threading Electric



Precision Die Heads

For machine types ROPOWER® 50 R, PANDA, PISET, SUPERTRONIC® 2 S, 2 SE, 3 S, 3 SE, 4 S, 4 SE

Product Profile

KEY FEATURES

Standard die heads

- Time saving with a simple and quick change of the threading dies
- User friendly with the locking positioning which eliminates complicated calibration
- Longer life of the dies with the integrated lubrication
- Guaranteed consistent cutting oil film on the pipe surface

Product Profile

KEY FEATURES


Automatic die heads


- Simple and clear operation with the quick-adjustment thread sizes
- With the automatic adjustable thread length even long-running threads are possible
- Flexible work: Each thread size offers individual fine adjustment of the thread depth without recentering dimension change

Please note the die heads do not include threading dies!

Precision Threading Dies

Technically perfect, high material quality and precise workmanship) guarantee easy cutting, clean threads and extremely long service life with outstanding chip discharge. Manufactured from high-quality tempered steel. (only available in sets 4 pieces / pack)



For optimal threading results, use only with original ROTHENBERGER cutting fluid or cutting oil (see  125)!

Suitable for:

Conical pipe threads NPT

Standard Taper Pipe Thread, NPT, USAS B 2.1, External conical threads 1:16, 60° flank angle

Metric bolt threads

Metric ISO threads: ISO R 261, DIN 13 Exterior threads, 60° flank angle

Conical pipe threads BSPT

Whitworth pipe threads: ISO/R7, DIN 2999, BSPT, External conical threads 1:16, 55° flank angle




English bolt threads - BSW

Whitworth pipe threads: ISO/R7, DIN 2999, BSPT, External conical threads 1:16, 55° flank angle

Cylindrical pipe threads BSPP

Whitworth pipe threads: ISO 228/I, DIN 259, BSPP, Exterior threads cylindrical, 55° flank angle

Overview Die Heads / Threading Dies

									ROPOWER® 50 R	SUPERTRIONIC® 2 SE	SUPERTRIONIC® 3 SE	SUPERTRIONIC® 4 SE
Die heads			Threading dies									
Thread type	Size	No.	Size	No. SS-Steel	No. HSS-Steel stainl. steel/Inox pipe							

Automatic die heads suitable for RIDGID¹⁾ threading dies

BSPT R	1/4 - 2"	56052	1/4-3/8"	56369	N/A						
			1/2-3/4"	056370X	N/A						
			1-2"	056371X	N/A						

NPT	1/4 - 2"	56053	1/4-3/8"	56372	N/A						
			1/2-3/4"	56373	N/A						
			1-2"	56374	N/A						

Automatic die heads suitable for ROTHENBERGER threading dies

BSPT R	1/2-2"	56266	1/2-3/4"	56003	56235						
	2.1/2-3"	56288	1- 2"	56007	56236						
	2.1/2-4"	56289	2.1/2 - 3"	56291	56237						
			2.1/2 - 4"	56294	56238						

NPT	1/2-2"	56271	1/2-3/4"	56111	56180						
			1-2"	56112	56181						
	2.1/2-3"	56268	2.1/2- 3"	56295	56183						
	2.1/2- 4"	56269	2.1/2- 4"	56296	56184						

ROTHENBERGER standard / manual die heads

BSPT R	1/4-3/8"	56153	1/4-3/8"	56001	56135						
	1/2-2"	56156	1/2-3/4"	56003	56235						
			1- 2"	56007	56236						
	2- 3"	56104	2- 3"	56006	56121						
	3.1/2- 4"	56032	3.1/2- 4"	56008	56122						

NPT	1/4-3/8"	56118	1/4- 3/8"	56110	N/A						
	1/2-2"	56156	1/2- 3/4"	56111	56180						
			1-2"	56112	56181						
	2.1/2-3"	56104	2.1/2"-3"	56114	N/A						

BSPP	1/2-1.1/4"	56076	1/2-3/4"	56095	N/A						
			1-1.1/4"	56096	N/A						
	1.1/2-3"	56077	1.1/2- 2"	56097	N/A						
			2.1/2-3"	56098	N/A						

BSW	3/8-1"	56153	3/8"	56009	56161						
			1/2"	56010	56162						
			5/8"	56011	56163						
			3/4"	56012	56164						
			7/8"	56013	56165						
			1"	56014	56166						
	1.1/8-2"	56310	1.1/8-1.1/4"	56185	N/A						
			1.1/2"	56186	N/A						
			1.5/8-1.3/4"	56187	N/A						
			1.7/8-2"	56188	N/A						

Metric	10 - 24	56133	10	56081	56351						
			12	56082	56352						
			14 - 16	56083	56353						
			18 - 22	56085	56355						
			24	56088	56358						
	27 - 36	56315	27	56189	N/A						
			30 - 33	56190	N/A						
			36	56191	N/A						

ROTHENBERGER die heads and threading dies for plastic coated pipes

BSPT R	1/2-2"	56266	1/2-3/4"	56002	N/A						
			1-2"	56005	N/A						
	1/2-2"	56156	1/2- 3/4"	56002	N/A						
			1-2"	56005	N/A						



1) RIDGID® is a registered trade mark of the Emerson Electric Co., St. Louis, USA

N/A: not available

Bonding

Threading Electric

COLLINS CLASSIC 22 / RHINO 4"

Stationary threader up to Ø 4"

Heavy-duty threading machine for professional mobile and stationary use



Product Profile

APPLICATION AREA

For the hardest, long term preparatory and serial production requirements in the workshop and on-site, in trade and industry, for pipeline construction as well as for sanitary and heating installations

For the threading of:

BSPT right:	Ø 1/2 - 4"
NPT:	Ø 1/2 - 4"
BSPP:	Ø 1/2 - 4"
Metric:	Ø 12 - 52 mm

KEY FEATURES

Standard Die Head

Only one die head is needed to cut BSPT right / left, BSPP and metric thread types

Cost saving

Easy to use with simple and quick change of dies

KEY FEATURES

Automatic Die Head

- Simple and clear operation, easy to use
- Versatile work with the adjustable auto thread length and thread depth
- Long service life with the HSS precision dies, with easy first cut
- Long life with the optimal cut geometry and outstanding chip discharge

TECHNICAL DATA

- Powerful universal motor**, runs R/L
- Motor is double insulated** in accordance with VDE and CEE standards
- High working speed**
- With 6 brush motor** for higher torque
- Overload protection**, security stop switch, over-run stop
- Operational hour counter**
- Motor control light**

4



SUPER GRIP Chucking System

Automatic quick grip chuck: R/L chucking, 4 double chucks at both front and rear of machine ensure that pipe is automatically gripped and centred with maximum gripping power

Centred and absolute no-slip grip

Chuck jaws easy to exchange

Easy to maintain

Cooling / Lubrication

Central lubrication for spindle drive

Easy maintenance

Sturdy, largely dimensioned oil pump with integrated oil feed

Optimal cooling and lubrication

Large, well-positioned shavings collection trough

Easy to empty

Guide sled with rack-drive driven on both sides

Precise guiding

Precision pipe cutter, driven on both sides, with review panel, 5-blade deburrer

Precise cutting and deburring



SUPER GRIP detailed view



SUPER GRIP pipe chuck system





COLLINS CLASSIC 22 A

Threading up to Ø 2"

Product Profile

TECHNICAL DATA

Performance:	1,800 Watt
Speed:	72 m ⁻¹
Weight:	133 kg
Dimensions (L x W x H):	960 x 480 x 470 mm

With Collins SUPER GRIP Chucking System!

Scope of delivery: COLLINS CLASSIC 22 A Set with UNIQUAD die head 1/8 - 2" (No. 57015), HSS dies 1/2 - 3/4" (No. 57022), 1 - 2" (No. 57025), safety foot switch (No. 56335), tool, (without transport stand No. 57005)

Model	kg	230 V	110 V
with Standard Die Head	133	57070	57071



4



Model	kg	No.	Model	kg	No.
Deburrer up to 2", conical, with 5 blades	1.20	57011	Replacement cutting wheel for pipe cutter	0.04	57010
Transport stand, full rubber tyres	24.20	57005	Safety foot switch, 230 V	2.36	56335

COLLINS RHINO 4" Set

Threader up to Ø 4"

Product Profile

TECHNICAL DATA

Performance:	2,800 Watt
Speed:	25 m ⁻¹
Weight:	216 kg
Dimensions (L x W x H):	1,050 x 610 x 560 mm


With Collins SUPER GRIP Chucking System!

Scope of delivery: COLLINS RHINO 4" Set with UNIQUAD die head 1/8 - 2" (No. 57015), Quadmatic Die Head 2.1/2 - 4" (No. 57016) HSS dies 1/2 - 3/4" (No. 57022), 1 - 2" (No. 57025), 2.1/2 - 4" (No. 57024), Safety foot switch, (No. 56335), tool (without transport stand No. 57105)

Model	kg	230 V
with Standard Head	216	57100
Transport stand, full rubber tyres	24.20	57105



ACCESSORIES



Description	kg	No.	Description	kg	No.
Safety foot switch, 230 V	2.36	135 56335	Pipe roughing wrench	335	56500
Cutting fluid	125		Deburrer up to 2", conical with 5 blades	1.20	57011
High-performance die heads	134		Deburrer up to 4", bladed with 2 blades	0.70	57111
Precision dies	134		Replacement cutting wheel for pipe cutter	0.04	57110
NIPPLE MAX	135		Transport stand, full rubber tyres	24.20	57105

Bonding

Threading Electric

High-Performance Die Heads

For CLASSIC 22 A and RHINO 4"

For pipe threads Ø 1/8 - 4" and for bolt threads Ø M 6 - M 52

Product Profile

KEY FEATURES

Simple and quick change of Dies without complication calibration
Automatic lubrication through the Die head guarantees constant cutting oil film on the pipe surface and a long life for the dies



Model UNIQUAD



Model QUADMATIC



Model AUTOMATIC

Die head thread type	Cutting range	also suitable for dies	AM 300 PR Standard	AM 300 PR Auto	COLLINS CLASSIC Standard	COLLINS RHINO Standard	kg	No.
BSPT UNIQUAD *	1/8 - 2"	BSPP 1/8 - 2" M 6 - M 52 mm	1	1	1	1	5.1	57015
BSPT QUADMATIC *	2.1/2 - 4"	BSPP 2.1/2 - 4"				1	17.9	57016
BSPT Automatic *	1/2 - 2"	BSPP 1/2 - 2"	1	1	1	1	4.8	57017
NPT UNIQUAD *	1/8 - 2"		1	1	1	1	4.9	57018
NPT Automatic *	1/2 - 2"		1	1	1	1	5.1	57019
1 = included 1 = optional * = Threading dies not included								

Precision Threading Dies

CLASSIC 22 A / RHINO 4" (only available in 4 pc. / set)

Technically perfect, high material quality and precise workmanship guarantee easy cutting, clean threads and extremely long service life
Optimised cutting geometry and outstanding chip discharge

Thread type size	Thread per inch	for die head	g	No.
HSS - Threading Dies, BSPT right with pivot				
1/8"	28	57015	660	57020
1/4 - 3/8"	19	57015	660	57021
1/2 - 3/4"	14	57015 + 57017	630	57022
1 - 2"	11	57017	590	57025
2.1/2 - 4"	11	57016	2,800	57024
HSS - Threading Dies, BSPT left				
1 - 2"	11	57015	590	57082
HSS - Threading Dies, NPT				
1/8"	27	57018	460	57060
1/4 - 3/8"	18	57018	460	57061
1/2 - 3/4"	14	57018 + 57019	460	57062
1 - 2"	11	57018 + 57019	460	57063
HSS - Threading Dies, BSPP				
1/8"	28	57015	460	57030
1/4 - 3/8"	19	57015	460	57031
1/2 - 3/4"	14	57015 + 57017	460	57132
1 - 2"	11	57015 + 57017	460	57133
2.1/2 - 3"	11	57016	2,300	57134
3.1/2 - 4"	11	57016	2,300	57135

Thread type size	Thread pitch	for die head	g	No.
HSS - Threading Dies, metric				
8 mm	1.25	57015	690	57032
10 mm	1.50	57015	670	57033
12 mm	1.75	57015	660	57034
14 mm	2.00	57015	650	57035
16 mm	2.00	57015	650	57036
18 mm	2.50	57015	640	57037
20 mm	2.50	57015	640	57038
22 mm	2.50	57015	590	57039
24 mm	3.00	57015	620	57041
27 mm	3.00	57015	600	57042
30 mm	3.50	57015	580	57043
33 mm	3.50	57015	580	57044
36 mm	4.00	57015	560	57055
39 mm	4.00	57015	560	57045
42 mm	4.50	57015	500	57046
45 mm	4.50	57015	450	57056
48 mm	5.00	57015	450	57057
52 mm	5.00	57015	450	57058

Pipe Supporting Column

Adjustable height, from 780 up to 1,200 mm with ball track



Model	Height / mm	kg	No.
For pipes up to 6"	780 - 1,200	2.5	56047

Hemp Dispenser

Practical, quick and economical to use. Saves material and protects hemp from dirt. The amount removed is dependent on the thread dimension. Suitable for mounting on a wall or workbench



Model	L mm	g	No.
Hemp dispenser, chrome-plated	300	300	65080
Hemp spool, combed quality	100	70	65081

Replacement Safety Foot Switch

For all ROTHENBERGER threading machines

Complies with industrial associations' safety and accident prevention requirements

With oil-proof rubber cable and plug

Foot switch should not be pushed all the way down



Model	kg	No.
3 step, with emergency stop switch, 230 Volt	2.5	56335

Pipe Roughing Wrench 3/8 - 2"

Wrench made of forged steel, with hardened rolls. Consistent, thread-saving roughing of the entire area



Model	L mm	kg	No.
Pipe Roughing Wrench	335	1.15	56500
Replacement roughing rolls (3 pc.)		0.30	56501

NIPPLE MAX

NIPPLE MAX Ø 1/2 - 2"

For the production of nipples and double nipples, grips short pipe lengths from within; hardened, sharpened gripping jaws. For all stationary threading machines.

Recycling pipe scraps saves money, material and time

Automatic quick grip of the pipe piece without the need for additional tools

Pipes are gripped from within and centred:

No damage to pipe piece



Set (No. 56056) includes: Nipple chuck 1/2" (No. 56060), 3/4" (No. 56061), 1" (No. 56062), 1.1/4" (No. 56063), 1.1/2" (No. 56064), steel carrying case (No. 26410)

Model	kg	No.
NIPPLE MAX Set		
1/2 - 3/4 - 1 - 1.1/4 - 1.1/2"	4.4	56056
Nipple chuck 1/2"	0.4	56060
Nipple chuck 3/4"	0.5	56061

Model	kg	No.
Nipple chuck 1"	0.7	56062
Nipple chuck 1.1/4"	0.8	56063
Nipple chuck 1.1/2"	0.9	56064
Nipple chuck 2"	1.2	56065



Bonding

Roll Grooving

ROGROOVER 6"

Portable rolling groover for steel pipes up to Ø 6" (150 mm) for rapid rolling of grooves on standard and thin-walled steel pipes

Suitable for installations, sprinkler systems, larger heading units, industrial use and mining

Extremely light: 12 kg!

Product Profile

APPLICATION AREA

Standard and thin-walled steel pipes up to 6" (150 mm)
Light weight and compact design allows for use with the threaders:

SUPERTRONIC® 2000	ROPOWER® 50 R
SUPERTRONIC® 2 SE	SUPERTRONIC® 3 SE
SUPERTRONIC® 4 SE	

KEY FEATURES

- Quick connection of pipes anywhere where welding isn't allowed!
- Long life and little wear
- Easy to transport with the light-weight aluminium casing
- Adjustable and finely-controlled arrester for consistent groove depth
- Convenient, easy and time-saving operation

4



Allen key mount

Always within reach

Ratchet drive R/L for precise adjustment of the groove according to approved standards

Convenient, easy and time-saving operation

Spacer for standard groove depths

Adjustable and finely-controlled arrester for consistent groove depth

Aluminium casing

Easy to transport with the light weight

Easy assembly/dismantling of the case hardened and knurled pressure and drive rollers

Long life and little wear, as well as rapid change-over for different machines


Professional application with threader for the production of grooves



Cost-effective production of grooves



Detailed view



Pipe with grooves



Model	kg	No.	No.
ROGROOVER for SUPERTRONIC® 2000	14.5	1	56509
ROGROOVER for ROPOWER® 50 R, SC 2 SE, REX 2"	14.5	1	56505
ROGROOVER for SUPERTRONIC® 3 SE and REX 3"	14.5	1	56506
ROGROOVER for SUPERTRONIC® 4 SE	14.5	1	56507
ROGROOVER for Ridgid 300	16.0	1	56504
ROGROOVER for REX 4"	14.5	1	56508

Model	No.
Support rail 2"	56510
Support rail 3"	56511
Support rail 4"	56512
Seating adaptor SUPERTRONIC®	56514
Pressure roller set 1" for ROGROOVER	56521
Pressure roller set for ROGROOVER 1.1/4 - 1.1/2"	56522
Pressure roller set for ROGROOVER 2 - 6"	56523
Tripod workbench	70751

ROGROOVER 2 - 12"

Electro-hydraulic rolling groover for steel pipes
 Ø 2-12" (60-325 mm) for rolling of grooves on
 thin-walled and standard steel pipes

Product Profile

APPLICATION AREA

Sprinkler systems, installations, larger heading units,
 industrial use and mining

KEY FEATURES

- Sturdy hydraulic-pump with precisely formed grips for ideal handling
- Compact and very stable machine design
- Powerful yet quiet motor
- Fine adjustment for groove depth and regulation

TECHNICAL DATA

Working range:	2 - 12" (60 - 325 mm)
Pipe wall-thickness:	3 - 10 mm
Weight:	129 kg
Dimensions:	920 x 460 x 960 mm
Current:	230 / 240 V, 50 / 60 Hz
Power:	1,100 W
Speed:	23 U/min.
Max. working pressure:	8,000 kg



Sturdy hydraulic-pump with precisely formed grips

For ideal handling

Powerful yet quiet motor

Fine adjustment of the groove depth and regulation

For optimum results

Pressure valve

Quick application modifications

Stabilizer for large pipes

No slipping of the pipe




Compact and very stable machine design


Safe operation

Fig. Diameter measuring tape

Stabiliser for large pipe diameters adjustable up to 12"



Tool compartment for accessories



Scope of delivery: ROGROOVER machine 2 - 12", roll groove set 2-6", roll groove set 3-6", roll groove set 8-12", pipe support stand, tools for installation, diameter measuring tape, installation and instructional CD

Model	kg		No.
ROGROOVER 2 - 12"	129.0	1	100000087
Roll Groove set 2 - 6"	1.5	1	150000130
Roll Groove set 3 - 6"	2.2	1	150000131

Model	kg		No.
Roll Groove set 8 - 12"	2.4	1	150000132
Pipe support stand	29.0	1	150000133
Diameter measuring tape	0.05	1	150000134

Bonding

Application Overview Soldering & Welding

Application Table

Product listing according to application areas

4


CARTRIDGE SOLDERING UNITS									
	SUPER FIRE 3	 140-141	  Ø 35 Ø 28	 Ø 22					
	POWER FIRE COMPACT	 142	  Ø 28 Ø 22	 Ø 22					
	ROFLAME PIEZO	 142					 Ø 22		
	ROFIRE® PIEZO / ROFIRE® / EASYFIRE	 143			  Ø 22 Ø 18	  Ø 22 Ø 15			
Soft soldering up to 450°C  Brazing, etc. 450°C - 1100°C  Gas Welding > 1100°C 			Disposable gas cartridges  144-145						
ACETYLENE AND PROPANE TORCHES									
	AIRAC®	 150	  Ø 54 Ø 35						
	ROCOLT HANDY PIEZO	 146-147			  Ø 70 Ø 32				
	AIRPROP®	 148			  Ø 54 Ø 22				
	TURBOPROP	 149			  Ø 54 Ø 28				
	ROOFING-Set	 152			 Ø 22				
	MULTI 300	 151			 Ø 22				
			Light steel cylinders  153, 162						

The bottle colours shown are without obligation!

Application Overview Soldering & Welding

Soft soldering
up to 450°C


























Brazing, etc.
450°C - 1100°C



Gas
Welding
> 1100°C




GAS-WELDING EQUIPMENT

	ROFLASH	 159	 Acetylene-Oxygen    Welding 0,2-14 mm Cutting 3-75 mm	 Propane-Oxygen	 Maxi 400 Oxygen
	RE 17	 160-161	   Welding 0,5-14 mm Cutting 3-100 mm		
	ALLGAS 2000	 156-158		   Cutting 0,2-5 mm	
	ROXY 400 L	 158			   Cutting 0,5-2 mm

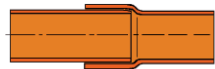


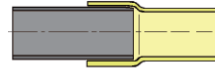
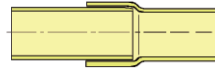
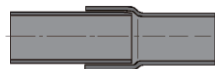
Light steel cylinders  153, 174 Disposable gas cartridges  144-145

ELECTRIC SOFT SOLDERING UNIT

	ROTHERM 2000	 154	230 V 50/60 Hz  Ø 54
---	---------------------	---	--

The bottle colours shown are without obligation!

Soldered Joints

Material	Required Hard Solder	Melting Range	Working Temperature	Standard
Copper-Copper 	S 34 Cu / S 34 Cu U S 94 / S 94 XN / S1 S 2 / S 5 S 15	630 °C - 730 °C 710 °C - 880 °C 650 °C - 810 °C 650 °C - 800 °C	710 °C 730 °C 710 °C 710 °C	DIN EN 1044
Copper-Carbon Steel 	S 34 Cu / S 34 Cu U S 45 Cu / S 45 Cu U	630 °C - 730 °C 640 °C - 680 °C	710 °C 670 °C	DIN EN 1044
Copper-Brass 	S 94 / S 94 XN / S1 S 2 S 5 S 15	710 °C - 880 °C 650 °C - 810 °C 650 °C - 810 °C 650 °C - 810 °C	730 °C 730 °C 710 °C 710 °C	DIN EN 1044
Brass-Carbon Steel 	S 34 Cu / S 34 Cu U S 45 Cu / S 45 Cu U	600 °C - 690 °C 595 °C - 630 °C	680 °C 610 °C	DIN EN 1044
Brass-Brass 	S 94 / S 94 XN S 1 (not standardised) S 2 / S 5 S 15	710 °C - 880 °C 710 °C - 880 °C 650 °C - 810 °C 650 °C - 810 °C	730 °C 730 °C 710 °C 710 °C	DIN EN 1044
Carbon Steel-Carbon Steel 	S 34 Cu / S 34 Cu U S 45 Cu / S 45 Cu U	630 °C - 730 °C 640 °C - 680 °C	710 °C 670 °C	DIN EN 1044

Bonding

Brazing Cartridges

SUPER FIRE 3

Ergonomic HEAVY-DUTY brazing unit up to Ø 28 mm

For soft soldering, brazing and other applications such as loosening of colour or shrinking of hoses



Product Profile

APPLICATION AREA

Brazing: up to Ø 28 mm (with flame reflector in a wind protected environment)
Soft soldering: up to Ø 35 mm

KEY FEATURES

Versatile - for use in all positions (360°)
 Rapid heat-up, less use!
 Long service life
 "Twist 'N Load" system (5 different nozzles available)
 Precise flame adjustment
 Up to 2.5 hours of brazing with one cartridge

KEY FEATURES

Even more comfortable for longer jobs
 Reliable Piezo ignition (up to 30,000 ignitions)
 Double the safety because there is no gas leakage without locked nozzle (Piezo ignition)

TECHNICAL DATA

Coupling: 7/16" EU
Handle: Aluminium, bolted
Burner: Brass / stainless steel
"Twist 'N Load": 5 different nozzles for different uses

4



SUPER FIRE 3 Nozzles

Quick exchange with the "Twist 'N Load" system

"Twist 'N Load"!

Elaborately manufactured brass / stainless steel design
 Long service life

Fast "Twist 'n Load" system
 Exchange of the nozzle with one movement (5 different nozzles available)

Fine regulating valve
 Precise flame adjustment

Ergonomically designed handle made of high-quality aluminium
 Robust and optimum handling

High Performance Piezo
 Reliable (up to 30,000 ignitions)

Locking button
 Continual use

ROTHENBERGER MAPP^{®1)} Gas
 Up to 2.5 hours of brazing with one cartridge

Only ignites if torch has been securely locked
 Dual safety

Nozzle with swirl flame
 Rapid heat-up, less use!

Can be used in any position (360°)!

Soft soldering in heating installation



High flame temperature through cyclone swirl



Brazing in gas installation



Hard soldering in refrigeration and climate control



1) MAPP[®] is a registered trademark of MESSER GRIESHEIM GMBH, Frankfurt am Main

Pin-point Nozzle (460 °C):



(No. 35455)

For fine soldering; precise and stable flame

Standard Nozzle (700 °C):



(No. 35456)

For soft soldering and other jobs with lower heat application; precise, powerful and stable flame


Cyclone Nozzle (950 °C):



(No. 35457)

For hand and soft soldering with an efficient swirl flame (allows pipe to heat up evenly)

Hot air Nozzle (400 °C):



(No. 35458)

For the removal of paint and for shrinking work up to approx. 80 mm diameter; wind-stable, powerful current of hot air

Shrinking Nozzle (720 °C):



(No. 35459)

For shrinking up to dia. 300 mm and for heating; powerful, wind-stable soft flame

SUPER FIRE 3 HOT BOX

KEY FEATURES

The ideal service kit
For repairs, heating installations and refrigeration / air-conditioning technology



5 part set (No. 35490) includes: handle (No. 35445), cyclone nozzle (No. 35457), pin-point nozzle (No. 35455), flame reflector (No. 31043), universal torch support (No. 35461), 2 x MAPP® gas cartridges (No. 035551-A), carrying case

Model			No.
SUPER FIRE 3 HOT BOX	1	4	35490

SUPER FIRE 3 Basic Set

Set (No. 35436 / No. 35431) includes:
handle (No. 35445), cyclone nozzle (No. 35457)

SUPER FIRE 3 MAPP®¹⁾ Set

Set (No. 35432) includes:
handle (No. 35445), cyclone nozzle (No. 35457),
MAPP® gas cartridge (No. 035551-A)



No. 035648X

When placing your order, remember to order the universal torch support (No. 35461) for stationary soldering, too!

Model			No.
SUPER FIRE 3 Basic Set	1	4	35436
SUPER FIRE 3 MAPP® ¹⁾ Set	1	10	35432
SUPER FIRE safety adaptor 7/16" to 1"	1	1	035648X



ACCESSORIES



Model		Model	
Welding blanket	165	External brush for copper pipe	165
Internal brush for copper pipe	165	ROVLIES®	165
Solder	167 - 171	Soft-soldering paste ROSOL	167

1) MAPP® is a registered trademark of MESSER GRIESHEIM GMBH, Frankfurt am Main

Bonding

Brazing Cartridges / Soft Soldering Cartridges

POWER FIRE Compact


PROFESSIONAL brazing- Ø 22 mm
and soft soldering unit up to Ø 28 mm



No. 35424

APPLICATION AREA

Coupling: 7/16" EU
Brazing: up to Ø 22 mm
Soft soldering: up to Ø 28 mm



KEY FEATURES

Characteristics

- With Piezo ignition button
- For use in all positions (MAPP®¹⁾ Gas
- Compact and 45% lighter (compared to POWER FIRE)




High Performance Piezo

Reliable
(up to 20,000 ignitions)



Can be used in any position (360°)!



Model	No.
POWER FIRE Compact set (torch, MAPP® ¹⁾ Gas)	35424
POWER FIRE Compact set (including MAPP® ¹⁾ Gas)	30813

ROFLAME PIEZO

CLASSIC soft soldering unit Ø 22 mm



APPLICATION AREA

Coupling: Pluggable cartridge
Soft soldering: up to Ø 22 mm



KEY FEATURES

- High-performance torch with stable, ergonomic handle, including Piezo ignition and fine flame adjustment
- Comfortable one-handed use and secure storage surface
- Piezo Ignition
- Precise adjustment of the flame
- Exchangeable torch nozzles in case of repair is needed

Model	g	No.
ROFLAME PIEZO 1800 °C (w/o gas cartridge C 200) 750	35931	

1) MAPP® is a registered trademark of MESSER GRIESHEIM GMBH, Frankfurt am Main


Soft Soldering Cartridges

ROFIRE®

ECONOMY soft soldering unit up to Ø 22 mm

APPLICATION AREA

Coupling: 7/16" EU
Brazing: up to Ø 15 mm
Soft soldering: up to Ø 22 mm



KEY FEATURES

- Torch with integrated support bracket
- Precise adjustment of the flame with the fine adjustment valve
- Exchangeable torch nozzles in case of repair is needed

Model	g	No.
ROFIRE® 1800 °C set (torch, Multigas 300)	760	35428
ROFIRE® 1800 °C handle		35506



ROFIRE® PIEZO

CLASSIC soft soldering unit Ø 22 mm

Powerful soldering unit for CU-brazing joints up to Ø 15 mm and soft soldering up to Ø 22 mm

APPLICATION AREA

Coupling: 7/16" EU
Brazing: up to Ø 15 mm
Soft soldering: up to Ø 22 mm



KEY FEATURES

- Piezo Ignition
- Precise adjustment of the flame
- Torch head with integrated support bracket
- Exchangeable torch nozzles in case of repair is needed

Model	g	No.
ROFIRE® PIEZO set (torch, Multigas 300)	760	35429
ROFIRE® PIEZO handle		35556



EASY FIRE

ECONOMY soft soldering up to Ø 22 mm

High performance torch with Piezo ignition

APPLICATION AREA

Coupling: 7/16" EU
Brazing: up to Ø 15 mm
Soft soldering: up to Ø 22 mm



KEY FEATURES

- Piezo ignition
- Precise adjustment of the torch flame
- Suitable for Multigas 300

Model	g	No.
EASY FIRE set (torch, Multigas 300)	730	35553
EASY FIRE torch without gas		35552



Bonding

Soft Soldering Cartridges

MAPP®¹⁾ Gas

Special gas mix for high-performance soldering work

Flame temperatures up to 2,700 °C and 35 % faster than propane



Product Profile

KEY FEATURES

Extremely high flame temperature, utmost burning performance and guaranteed short working times
Guaranteed constant top torch performance

KEY FEATURES

Easy to use
Increased user safety through the sandwich valves and aluminium mono-block cylinder
Longer periods of use

Contains no BUTADIEN

Poses no health risks

ROTHENBERGER MAPP®¹⁾ Gas is produced in ultra-modern filling plants and processor-controlled batching systems

Guaranteed constant top torch performance

Special gas mixture with outstanding flame characteristics

Extreme flame temperatures, utmost torch performance and guaranteed short working times

7/16" Sandwich valve

Increased safety



Less weight compared to conventional steel cylinders (228g empty)

Easy to use

MAPP®¹⁾ monoblock aluminium cylinder

TÜV tested gas cartridge (drawn from solid material)

Increased safety for the user

Burns approx. 1/3 longer than propane

Up to 2.5 hours of use

MAPP®¹⁾ Gas
Special gas mixture researched by ROTHENBERGER



Fig. MAPP®¹⁾ Gas



Packaging Profile

Model	MAPP® ¹⁾ Gas
No.	035551-A
EAN Code	4004625355510
Product size (mm) (W x H)	80 x 285
Contents (ml)	750
Weight (g)	450
Unit per PU	12
PU per layer / palette	8
Layer per palette	3
Units per palette	288
Number of palettes per truckload	60
Units per truckload	17,280
Palette weight (kg)	241
Palette size (mm) (L x W x H)	800 x 1,200 x 1,000
Carton size (mm) (L x W x H)	320 x 295 x 250

Model	Contents			No.
MAPP® ¹⁾ gas cartridge	750 ml	12 / 360	035551-A	
Languages: D, GB, F, E, I, P				
MAPP® ¹⁾ gas cartridge	750 ml	12 / 360	035551-B	
Languages: DK, NL, SE, FI, FR, RU				
MAPP® ¹⁾ gas cartridge	750 ml	12 / 360	035551-C	
Languages: CZ, PL, HU, BG, TR, GR				
Turners can be found starting on 141				

1) MAPP® is a registered trademark of MESSER GRIESHEIM GMBH, Frankfurt am Main



Soft Soldering Cartridges

Maxigas 400

High-performance welding, cutting and brazing gas for flame temperatures up to 2,200 °C. Gas cartridge with 7/16" EU coupling thread



Multigas 300

Propane / butane gas mixture for flame temperatures up to 1,900 °C. Gas cartridge with 7/16" EU coupling thread



Model	Maxigas 400
No.	035570-A/-B
EAN Code	4004625355701
Product size (mm) (W x H)	65 x 260
Contents (ml)	600
Weight (g)	352
Unit per PU	24
PU per layer / palette	9
Layer per palette	3
Units per palette	648
Number of palettes per truckload	60
Units per truckload	38.880
Palette weight (kg)	195
Palette size (mm) (L x W x H)	800 x 1,200 x 1,000
Carton size (mm) (L x W x H)	405 x 272 x 264

Model	Multigas 300
No.	035510-A/-B
EAN Code	4004625355107
Product size (mm) (W x H)	65 x 260
Contents (ml)	600
Weight (g)	338
Unit per PU	24
PU per layer / palette	9
Layer per palette	3
Units per palette	648
Number of palettes per truckload	60
Units per truckload	38.880
Palette weight (kg)	191
Palette size (mm) (L x W x H)	800 x 1,200 x 1,000
Carton size (mm) (L x W x H)	405 x 272 x 264

Propane Gas

Gas cartridges for flame temperatures up to 1,900 °C. With EU coupling 7/16"



C 200 Supergas

Pierceable butane cartridge with propane contents, also for working at low temperatures. Manufactured according to EN 417



Model	Propane Gas 2000
No.	035546-A/-B
EAN Code	4004625355466
Product size (mm) (W x H)	80 x 285
Contents (ml)	750
Weight (g)	450
Unit per PU	12
VPE pro Lage / Palette	8
Layer per palette	3
Units per palette	288
Number of palettes per truckload	60
Units per truckload	17,280
Palette weight (kg)	198
Palette size (mm) (L x W x H)	800 x 1,200 x 1,000
Carton size (mm) (L x W x H)	320 x 295 x 250

Model	C 200 Supergas
No.	035900-A/-B
EAN Code	4004625359006
Product size (mm) (W x H)	90 x 95
Contents (ml)	190
Weight (g)	290
Unit per PU	36
VPE pro Lage / Palette	9
Layer per palette	3
Units per palette	972
Number of palettes per truckload	60
Units per truckload	58,320
Palette weight (kg)	251
Palette size (mm) (L x W x H)	800 x 1,200 x 1,000
Carton size (mm) (L x W x H)	405 x 272 x 264

Bonding

Brazing Cylinders

ROCOLT HANDY PIEZO Set

Professional brazing system with quick-change torch

Three torch nozzles for different applications



Product Profile

APPLICATION AREA

Brazing: up to Ø 18 mm
Soft soldering: up to Ø 32 mm
Warming-up: up to Ø 60 mm

KEY FEATURES

Three torch nozzles for different applications
 Reliable PIEZO ignition for up to 30,000 ignitions
 Increased safety with the hose failure protection


KEY FEATURES

No twisting of the hose, work in any position
 Tool-free nozzle exchange with the fast "Twist 'N Load" system

TECHNICAL DATA

Coupling: 3/8" left
Handle: Plastic, with screws
Burner: Brass / stainless steel

4



Quick exchange of the torch

"Twist 'N Load" !

Standard Ø 19 mm

Soft Soldering up to Ø 32 mm

Rotatable hose coupling on the handle

No twisting of the hose,
 work in any position

Only ignites if torch has
 been securely locked

Dual safety

PIEZO ignition

Up to 30,000 ignitions

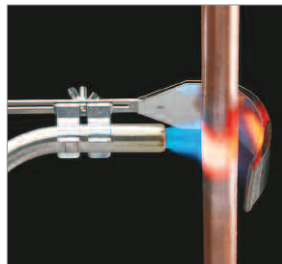
Propane gas regulator with
 hose failure protection

Increased safety


PIEZO ignition



Application with flame reflector



Brazing




Soft soldering



ROCOLT HANDY PIEZO Set

8-part set (No. 35390) includes: Rocolt handle (No. 35395), standard torch 19 mm (No. 35378), cyclone torch (No. 35398), pressure reducer including rotatable hose failure protection (No. 35356), propane hose 3 m (No. 35383), flame reflector 65 mm (No. 31043), ROVLIES® (No. 45268), plastic carrying case (No. 35355)



With flame reflector!



Model	kg	No.
ROCOLT HANDY PIEZO Set	1.5	35390
ROCOLT HANDY Handle	0.1	35395

ROCOLT HANDY PIEZO Standard Torch

Standard torch with extremely short, bundled flame for low consumption. Ideal burner for brazing, soft soldering, warming up annealing, hardening, etc.



Soft soldering Ø 12 mm
(No. 35377)


Soft soldering Ø 32 mm
(No. 35378)

Soft soldering Ø 70 mm
(No. 35379)



ROCOLT HANDY PIEZO Cyclone Torch

Cyclone torch with optimum enveloping flame aspect when soldering pipes and fittings. Ideal burner for brazing, soft soldering, warming up, annealing, hardening, etc.



Soft soldering Ø 28 mm
Brazing Ø 15 mm
(No. 35397)

Soft soldering Ø 32 mm
Brazing Ø 18 mm
(No. 35398)

Soft soldering Ø 70 mm
Brazing Ø 32 mm
(No. 35399)



Model	Torch Ø mm	g	No.	Model	Torch Ø mm	g	No.
PIEZO Standard Torch	14	160	35377	PIEZO Cyclone Torch	14	180	35397
PIEZO Standard Torch	19	150	35378	PIEZO Cyclone Torch	19	150	35398
PIEZO Standard Torch	25	160	35379	PIEZO Cyclone Torch	25	180	35399

ACCESSORIES



Model		Model	
Welding blanket	165	External brush for copper pipe	165
Internal brush for copper pipe	165	ROVLIES®	165
Solder	167 - 169	ROSOL Soft soldering paste	167

Bonding

Brazing Cylinders

AIRPROP®

Propane high-performance torches for brazing up to Ø 22 mm and soft soldering up to Ø 54 mm

For brazing and soft soldering of copper and steel pipes up to 2,000 °C without oxygen, as well as warming up, shrinking and flame cleaning



Product Profile

KEY FEATURES

- Bundled, concentrated and hot flame with the built-in gas turbine in brazing torch
- Absolutely gas-tight with the optimised valve technology
- Gas-saving operation with the smooth-running economy valve
- Fast burner exchange without tools

TECHNICAL DATA

- Self-induced air:** Turbine and combustion chamber
- Torch:** Surface treated, chromed brass
- Hose coupling:** 3/8" L

Built-in gas turbine in brazing torch

Bundled, concentrated and hot flame



Absolutely gas-tight connection thanks to dual O-ring technology

Fast burner exchange without tools

Optimised valve technology

Absolutely gas tight

Shut-off valve

Prevents uncontrolled gas escape



Smooth-turning economy valve

Gas-saving operation



Sets include: Safety handle with push-in coupling (No. 31009), brazing torch with push-in nipple Ø 14 mm (No. 31013) / Ø 16 mm (No. 31014) / Ø 19 mm (No. 31015), 2.5 m propane hose with 3/8" L coupling (No. 32201), safety igniter (No. 32077), replacement flints (No. 32088), open-ended spanner (No. 32073), steel case (No. 31005)



Threaded coupling

Push-in nipple

AIRPROP® brazing burner with threaded coupling

Ø mm	L mm	g/h 2 bar	kWh - kcal - BTU	g	No.
14 mm	140	125	1.60 - 1,375 - 5,465	95	30913
16 mm	145	180	2.30 - 3,300 - 7,885	100	30914
19 mm	170	300	3.84 - 3,300 - 13,115	130	30915
22 mm	171	400	5.12 - 4,400 - 26,195	145	30916

AIRPROP® brazing burner with push-in nipple coup-

Ø mm	L mm	g/h 2 bar	kWh - kcal - BTU	g	No.
14 mm	140	125	1.60 - 1,375 - 5,465	95	31013
16 mm	145	180	2.30 - 3,300 - 7,885	100	31014
19 mm	170	300	3.84 - 3,300 - 13,115	130	31015
22 mm	171	400	5.12 - 4,400 - 26,195	145	31016

Model	kg	No.
AIRPROP® Brazing set without propane regulator	2.8	31092
AIRPROP® Brazing set with propane regulator (as in set (No. 31092) but with regulator (No. 32081) (W 21.8 L - R3/8 L))	3.1	31091
Flame cleaning torch 20/ 50 mm	0.2	30922

Bonding

Brazing Cylinders

TURBOPROP

Propane high-performance torch for brazing up to Ø 28 mm and soft soldering Ø 54 mm

For brazing and soft soldering of copper and steel pipes up to 2,200 °C without oxygen, as well as for warming up, shrinking and flame cleaning




Product Profile

KEY FEATURES

- High flame temperature due to turbine with increased oxygen self-induced air and 4 to 5-fold flame chamber
- Fast burner exchange without tools
- Gas-saving operation with the smooth-running economy valve
- Shut-off valve prevents uncontrolled gas escape

TECHNICAL DATA

- Self-induced air:** Turbine and combustion chamber
- Torch:** Surface treated, chromed brass
- Hose coupling:** 3/8" L



Sets include: Safety handle with push-in coupling (No. 31009), brazing torch with push-in nipple Ø 12 mm (No. 31032) / Ø 15 mm (No. 31033) / Ø 19 mm (No. 31034), 2.5 m propane hose with 3/8" L coupling (No. 32201), safety igniter (No. 32077), replacement flints (No. 32088), open-ended spanner (No. 32073), steel case (No. 31005)



Model	kg	No.
TURBOPROP set without propane regulator	2.8	31090
TURBOPROP set with propane regulator (as in set (No. 31090) but with regulator (No. 3.2081E) (W 21,8 L – R 3/8 L))	3.1	31094
TURBOPROP set with propane regulator (as in set (No. 31090) but with regulator (No. 3.2083) (POL 7/8 L – R 3/8 L))	3.1	31037
TURBOPROP set with propane regulator (as in set (No. 31090) but with regulator (No. 32084) (W 20 x 14 L – R 3/8 L))	3.1	31036

TURBOPROP brazing torch with push-in nipple

Ø mm	L mm	g/h 2 bar	kWh – kcal – BTU	g	No.
10 mm	165	70	1.89 – 770 – 3,050	70	31031
12 mm	175	110	1.41 – 1,210 – 4,815	90	31032
15 mm	195	180	2.30 – 1,980 – 7,855	110	31033
18 mm	230	240	3.07 – 2,640 – 10,485	160	31034
24 mm	270	450	5.75 – 4,950 – 19,640	230	31035

Bonding

Brazing Cylinders

AIRAC® Set

Acetylene brazing torch up to Ø 35 mm with 2,350 °C

Ideal brazing unit - efficient, weight-saving and fast compared to gas welding units (no additional oxygen cylinders needed)



Product Profile

KEY FEATURES

Oxygen from the surrounding air and acetylene are fed without pressure into the burner and with the special construction of the burner produce a flame temperature of 2,350° C with a concentrated, pointed flame for precise and fast work
Ideal for refrigeration installation

KEY FEATURES

Scale build-up on the treated surface is prevented by the nitrogen that is introduced into the air flow (shielding gas effect)
Light weight makes transporting easy (one-cylinder system)
Maximal performance with the turbine and combustion chamber effect
Shut-off valve prevents uncontrolled gas leaks
Gas-saving use with the smooth-running economy valve

4



High-performance injections burner only for acetylene 2,350 °C
Powerful operation

Turbine and combustion chamber effect, self-induced air
Maximum performance

Smooth running economy valve
Gas-saving operation

Shut-off valve
Prevents uncontrolled gas leaks

10-piece set (No. 31093) includes: Safety handle (No. 34991), brazing torch size 2 (No. 35022) / size 3 (No. 35023) / size 4 (No. 35024), 2.5 m acetylene hose (No. 35203), bend with nut 150 mm (No. 35110), torch spanner 14 x 19 mm (No. 32073), safety igniter (No. 32077), replacement flints (No. 32079), steel case (No. 35005)

Model	kg	No.
AIRAC® brazing set in steel case	2.9	31093

Further accessories can be found on **162**

AIRAC® Safety Handle

Safety handle with economy, regulating and shut-off valve, threaded coupling M 16 x 1, hose coupling R 3/8" L



Model	g	No.
Safety handle	290	34991
Repair kit for shut-off valve, complete	10	30101
Repair kit for regulating valve, complete	10	30102
Repair kit for economy valve, complete	10	30103



AIRAC® Brazing Torch

Made of surface-handled brass, stable and concentrated flame

Model	Pipe Ø	g	No.
Bend with nut (150 mm)		80	35110
Size 2	12 - 15	40	35022
Size 3	18 - 22	50	35023
Size 4	28 - 35	70	35024

MULTI 300 Propane Soft Soldering Kit

For soft soldering of copper pipes, for tin and lead soldering, for tinning, warming up, flame cleaning, etc.



Product Profile

KEY FEATURES

- For all types of fine soldering in the areas of electronics and telecommunications
- For working with lead (gutters, laminations and roof edging, ventilation shafts, etc.)

TECHNICAL DATA

Propane handle with heat insulated wooden grip
 Rotatable air / rotary valve for the adjustment of an especially fine flame
 Rotatable hose coupling M10 x 1 L
 With longer ball spindle and dual spring control
 Favourable working pressure with 1.5 bar



Fig. Similar




3-part set (No. 35489) includes: Soft soldering iron copper head with 350 g flat (No. 520849), 2 m propane hose (No. 30927), small propane cylinder 0.5 kg with hook (No. 33079)

13-part set (No. 35488) includes: Soft soldering iron with copper head 350 g flat (No. 520849), soft soldering torch Ø 17 mm (No. 520856) / Ø 20 mm (No. 520857), wide torch 45 mm (No. 520845), propane regulator 0-6 bar (No. 32082), 2 m propane hose (No. 30927), small propane cylinder 0.5 kg with hook (No. 33079), refilling adaptor (No. 32207), torch spanner (No. 35530), open-ended spanner (No. 32073), safety igniter (No. 32077), replacement flints (No. 32088), steel case (No. 35487)

Model	kg	No.
MULTI 300 / Kit A without propane regulator	4.1	35486
MULTI 300 / Kit A with propane regulator (No. 32082)	4.3	35489
MULTI 300 / Kit B	9	35488

ACCESSORIES



Description	g	No.	Description	g	No.
Soft soldering iron with handle, iron torch,	940	520849	Copper Head 250 g pointed	270	32099
Iron Holder, wind protector, copper head			Copper Head 350 g flat	270	32075
Soft soldering iron with handle, iron burner,	570	520840	Copper Head 350 g pointed	370	32076
Iron Holder, wind protector, without copper head			Soft soldering torch size 5, Ø 17 mm, M 15 x 1	70	520856
Handle with hose coupling M 10 x 1 L	300	520850	Soft soldering burner size 7, Ø 20 mm, M 15 x 1	120	520857
Iron Burner with coupling M 15 x 1	70	520865	Steel case	3390	35487
Iron Holder with foot	100	520866	Torch spanner	60	35530
Wind protector	100	520867	Safety igniter with rolling file	60	32077
Copper Head 250 g flat	270	32098	Replacement flints, tin with 5 pieces	15	32088

Bonding

Soft Soldering Cylinders

ROOFING-Set

Propane surface-heating torch with Ø 63 mm high-performance torch nozzle



Product Profile

APPLICATION AREA

Ideal for roofing and asphalt work and for bonding of bituminous sheeting, large-scale burning of weeds, defrosting, insulation, shrinking, drying and warming up.

KEY FEATURES

- Large working range with 5 m propane hose
- Efficient use even in adverse weather conditions with the flame stabiliser
- High-performance burner with flame stabiliser chrome plated with a reinforced edge
- Burner support

TECHNICAL DATA

600 mm burner tube
Burner support




4



Ø 63 mm

Burner support included!



5 m Propane hose

Large working range

Ideal for roofing and asphalt work



600 mm burner tube with support and 5.0 m propane hose



5-part set (No. 030954E) includes: Propane handle (No. 030910D), 63 mm high-performance torch (No. 32163), 600 mm torch pipe (No. 32160), 5.0 m propane hose (No. 32203), torch support (No. 32213)

Model	g	No.
ROOFING-Set	1,920	30954
Burner support	60	032213

Extensions

Special tube, chrome plated, angled 40°, inlet M 14 x 1, outlet M 20 x 1



L mm	g	No.	L mm	g	No.
100	90	32110	350	190	32135
200	120	32120	600	290	32160

Surface-Heating Torch Heads

High-efficiency torch heads with flame stabilisers, made of special chrome plated steel, reinforced edge. For warming up, shrinking, insulating, hardening, general repair work, etc.
Threaded M 20 x 1 coupling



mm	L mm	g/h 2 bar	kWh – kcal – BTU	g	No.
45	102	2500	32.00 – 27,500 – 109,280	240	32045
51	112	3800	48.60 – 41,800 – 165,970	270	32051
63	138	6700	85.70 – 73,700 – 292,670	440	32063
closed					
45	102	2500	32.00 – 27,500 – 109,280	240	32111
51	112	3800	48.60 – 41,800 – 165,970	270	32112
57	126	5500	70.35 – 60,500 – 240,257	350	32113
63	138	6700	85.70 – 73,700 – 292,670	440	32114

Accessories Soft Soldering Cylinders

Safety Propane Handles

With economy, regulating and shut-off valves, hose coupling R 3/8" L


Model		g	No.
Safety Propane handle with push-in coupling	350		31009
Safety Propane handle with M 14x1 coupling	290		31989
Repair kit with shut-off valve, complete	10		30101
Repair kit with regulating valve, complete	10		30102



Propane Regulators

Brass, for 0.5 kg, 5 kg and 11 kg cylinders

Inlet	Outlet	Working pressure Bar	Performance kg/h	g	No.
W 21.8 x 1/14" L	R 3/8" L	0.5 - 4.0	8	240	32081
R 3/8" L	R 3/8" L	0.5 - 4.0	8	200	32082
W 21.8 x 1/14" L	R 3/8" L		10	270	32100
W 21.8 x 1/14" L	R 3/8" L		8	230	30925



Propane Hoses

Top quality, DIN / DVGW tested, with strong inlay, durable and flexible, mounted with sleeves and nuts in middle (DK 6) or high-pressure (DK 30) versions

L m	Inlet	Outlet	Pressure class	Interior-Ø mm Wall thickness	g	No.
2	R 3/8" L	M 10 x 1 L	DK 6	4.0 x 3.5	310	30927
2.5	R 3/8" L	R 3/8" L	DK 6	4.0 x 3.5	350	32201
5	R 3/8" L	R 3/8" L	DK 30	4.0 x 4.0	730	33310
10	R 3/8" L	R 3/8" L	DK 30	6.3 x 5.0	1,650	32223



Propane Hose Failure Protection

Nominal pressure 1.5 - 4 bar, brass, DIN / DVGW tested. Automatic interruption of gas supply if hose is damaged or loosened, push-button for resetting after interruption


Inlet	Outlet	Performance kg/h	Push button	g	No.
R 3/8" L	R 3/8" L	10	blue	130	35925



Refilling Adaptor

For refilling 0.5 propane cylinders from 3.5 or 11 kg propane cylinders, brass with guide pin

Inlet	Outlet	g	No.
W 21.8 x 1/14" L	R 3/8" L	160	32207



Propane Lightweight Steel Cylinder

With cylinder valve, TÜV (= Technical Supervisory Association, Germany) tested, according to TRG

Model	Outlet	Contents	kg	No.
Small cylinder, 0.5 kg with foot	R 3/8"	empty	2.75	33079
Cylinder 5 kg, with foot and cap		filled	12.60	31081
W 21.8 x 1/14" L Collar				35636



No. 33079

With 0.5 kg cylinder protective collar included in delivery



No. 31081

Bonding

Soft Soldering Electric

ROThERM 2000

Electric soft soldering unit up to Ø 54 mm / 2.1/8"



Product Profile

APPLICATION AREA

For simple, safe and time-saving soft soldering without a flame. Particularly suitable for repair and modification work in surroundings or rooms with a fire hazard, as well as in building refurbishment

Soft soldering of Copper pipes up to:
Ø 6 - 54 mm, 1/4 - 2.1/8"

KEY FEATURES

- Soldering without open flame
- Large working radius, also when working under ceilings
- Comfortable transport and convenient use
- High performance, short soldering times
- Thermal overload protection turns device off automatically

KEY FEATURES

- Handle shell will not overheat
- No purchasing on handling of gas cylinders necessary
- Equivalent with transport terms
- Problem-free connection on every 230 V outlet, 2 m connection cable
- Fast return on investment
- Power control lamp (red) and operating control lamp (green), equipment fuse accessible from outside

TECHNICAL DATA

Power:	2000 Watt
Soldergun cable:	4 m
Dimensions (L x W x H):	260 x 190 x 200 mm
Weight:	10,5 kg

4



Soldering without open flame!

Generously dimensioned stainless steel cooling ribs on both shanks of the tongs


No overheating of the handle shells

Thermal overload protection

Automatic device shut-off

2000 W

High performance, short soldering times



Soldering without open flame

No risk of fire from flammable wall or floor covering, or from plastic parts, etc

Highly flexible, extra long 4 m solder gun cable

Large working radius, also when working under ceilings

Compact design

Comfortable transport and convenient use

ROTHERM 2000 Soft Soldering Set

Electric soft soldering unit up to Ø 54 mm / 2.1/8"

Set (No. 36702 / No. 036704V) includes: ROTHERM 2000 soft soldering unit 230 V (No. 36700), Rosol 3 fittings soldering paste No. 45225), fitting solder 3 (No. 45255), ROVLIES® (No. 45268), Cu. Internal brushes 10 mm (No. 854180) / 12 mm (No. 854181) / 15 mm (No. 854183) / 18 mm (No. 854185) / 22 mm (No. 854186), steel case (No. 36715)

Particularly suitable for repair and modification work in surroundings or rooms with a fire hazard, as well as in building refurbishment!



Warming up of the soldering point without open flame




Rod electrodes for working near to the wall or between parallel running pipes with narrow gaps (can be ordered separately)



Flat electrode



Simple replacement of electrodes and electrode holders



Model	kg	230 V 50/60 Hz
ROTHERM 2000 Soft soldering set	17.8	36702
ROTHERM 2000 Soft soldering unit	13.6	36700
Steel case	3.5	36715

ACCESSORIES



Model	No.	Model	
Flat electrode (pair)	36721	ROVLIES®	165
Flat electrode with holder (pair)	36711	External brush for copper pipe	165
Rod electrodes (pair)	36720	Soft soldering flux	167
Rod electrodes with holder (pair)	36710	Solders	167
		Internal brush for copper pipe	165

Bonding

Gas-Welding

ALLGAS 2000 Set

Mobile soldering and welding torch

Ideal mobile soldering and welding torch for plumbers, HVAC fitters, refrigeration technicians, automotive workshops and tinsmiths



Product Profile

APPLICATION AREA

Soldering range: up to 2.5 mm material thickness
Welding range: 0,2 - 5 mm
Suitable for use with: Oxy-Acetylene
 Propane and oxygen
 CNG and oxygen
 Town gas and oxygen

KEY FEATURES

For use with all conventional gases and cylinder oxygen
 Practically complete emptying of gas cylinders (money-saving)
 Super compact for working in confined spaces
 Efficient and economical professional use

4

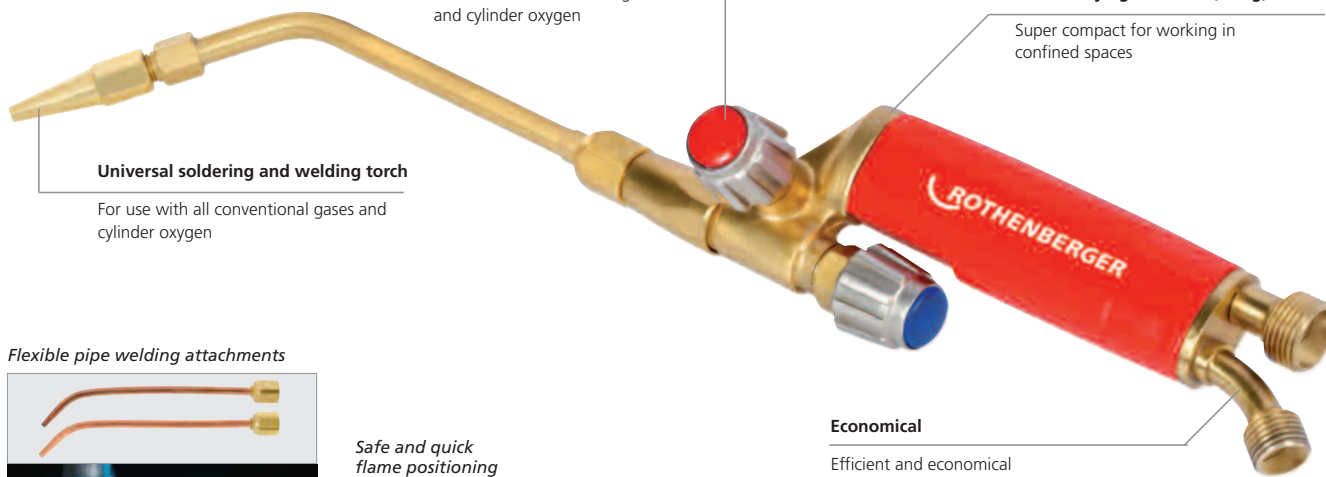


Low gas pressure of only 0.2 bar

Practically complete emptying of gas cylinders (money saving) for use with all conventional gases and cylinder oxygen

Small, very light handle (280 g)


Super compact for working in confined spaces




Universal soldering and welding torch

For use with all conventional gases and cylinder oxygen


Flexible pipe welding attachments



Safe and quick flame positioning



Dispersion nozzle for warming up



Economical

Efficient and economical professional use

20-part set (No. 35300) includes: Handle (No. 35303), mixing nozzle with union nut (No. 35304), 5 welding tips Ø 0.2 mm (No. 35305) / Ø 1 - 2 mm (No. 35306) / Ø 2 - 3 mm (No. 35307) / Ø 3 - 4 mm (No. 35308) / Ø 4 - 5.0 mm (No. 35309), pipe welding tips, size 1 (No. 35313) / size 2 (No. 35314), coupling nut size 14 (No. 35315), dispersion nozzle (No. 35311), 2.5 m dual-hose package (No. 35221), open-ended spanner size 14 x 19 mm (No. 32073), welding tip holder / spanner (No. 35312), safety igniter (No. 3.077), replacement flints (No. 32088), steel case (No. 35319)




Fig. ALLGAS 2000 Set

Model	Coupling oxygen	Coupling fuel gas	g	No.
ALLGAS 2000 Set			3,100	35300
Handle ALLGAS 2000	R 1/4"	R 3/8" L	280	35303
Mixing nozzle with union nut			40	35304

Welding tips, Welding attachments

Size	Brazing range mm	g	No.
Size 1	0,2 - 1,0	10	35305
Size 2	1,0 - 2,0	10	35306
Size 3	2,0 - 3,0	10	35307
Size 4	3,0 - 4,0	10	35308
Size 5	4,0 - 5,0	10	35309
Dispersion nozzle for warming up	20		35311
Welding tip holder, can be used as a spanner		20	35312
Size 1	2,0 - 3,0	40	35313
Size 2	4,0 - 5,0	40	35314
Coupling / union nut, size 14	10		35315

Further accessories can be found on 162

ALLGAS 2000 PS 0,5 / 2 Compact

Portable fitter's brazing equipment with carrying frame

For brazing iron, steel, sheet steel, pipes and non-ferrous metals



Product Profile

KEY FEATURES

Secure transport in closed supporting frame
Portable, light fitter's brazing equipment
Ideal for mobile building-site and repair use
Small propane cylinders can be refilled

TECHNICAL DATA

Gas: Propane with oxygen
Flame temperature: 2,850 °C
Working temperature: 1,150 °C

Transport safety according to DIN EN 962, BGV D34, GGVSE und TRG 280!

22-part set (No. 35655) includes: Handle Allgas 2000 (No. 35303), 2.5 m propane hose (No. 32201), 2.5 m oxygen hose (No. 35210), propane regulator adjustable 0 - 6 bar (No. 32082), oxygen pressure reducer 10 bar (No. 35634), mixing nozzle with union nut (No. 35304), welding tips 0.2-1 mm (No. 35305) / 1 - 2 mm (No. 35306) / 2 - 3 mm (No. 35307) / 3 - 4 mm (No. 35308) / 4-5 mm (No. 35309), pipe-welding tips, flexible size 1 (No. 35313) / size 2 (No. 35314), dispersion nozzle (No. 35311), welding tip holder / spanner (No. 35312), multi-size spanner (No. 35738), safety igniter (No. 32077), replacement flints (No. 32088), nylon safety goggles (No. 540620), small propane cylinder 0.5 kg, empty (No. 33079), steel oxygen cylinder 2.0 l, full (No. 35635), carrying frame (No. 35629)

Model	kg	No.
ALLGAS 2000 PS 0,5 / 2 Set	21.4	35655
Carrying frame without accessories	10.3	35629

Further accessories can be found on 162

Carrying comfort



The bottle colours shown are without obligation!

ALLGAS 2000 Welding Tips

For brazing iron, steel, sheet steel, pipes and non-ferrous metals



Welding Tips, Nozzle thread M8 X 1



Size	Welding range mm	g	No.
Size 1	0.2 - 1.0	10	35305
Size 2	1.0 - 2.0	10	35306
Size 3	2.0 - 3.0	10	35307
Size 4	3.0 - 4.0	10	35308
Size 5	4.0 - 5.0	10	35309
Dispersion nozzle for warming up		20	35311
Welding tip holder can be used as spanner		20	35312



No. 35311



No. 35312

Flexible Pipe Welding Attachments

Size	Welding range mm	g	No.
Size 1	2.0 - 3.0	40	35313
Size 2	4.0 - 5.0	40	35314
Coupling / union nut, size 14		10	35315



Bonding

Gas-Welding

ALLGAS 2000 PS 0.5 / 2 Basic

Portable fitter's brazing equipment

For brazing iron, steel, sheet steel, pipes and non-ferrous metals



KEY FEATURES

Compact and handy construction for mobile building-site and repair use
Job compatible combination, assembled and ready to use

Space saving storage in service vehicles!



The bottle colours shown are without obligation!

18-part set (No. 35651) includes: Handle Allgas 2000 (No. 35303), 2.5 m propane hose (No. 32201), 2.5 m oxygen hose (No. 35210), propane regulator adjustable 0 - 6 bar (No. 32082), oxygen pressure reducer 10 bar (No. 35634), mixing nozzle with union nut (No. 35304), welding tips 0.2 - 1 mm (No. 35305) / 1 - 2 mm (No. 35306) / 2 - 3 mm (No. 35307) / 3 - 4 mm (No. 35308) / 4 - 5 mm (No. 35309), welding tip holder / spanner (No. 35312) multi-size spanner (No. 35738), safety igniter (No. 32077), replacement flints (No. 32088), steel oxygen cylinder 2.0 l, filled (No. 35635) Allgas stand (No. 35628)

Model	kg	No.
ALLGAS 2000 PS 0.5 / 2 Set	14.4	35651
Further accessories can be found on 162		


ROXY 400 L

Standard gas-welding equipment for flame temperatures up to 3,100 °C

For brazing iron, steel, sheet steel, pipes and non-ferrous metals



Space saving storage in service vehicles!



The bottle colours shown are without obligation!

20-part set (No. 35780) includes: Handle with fine regulating valve (No. 35580), Maxigas 400 (No. 35570), oxygen cylinder 2.0 L (No. 35635), fine regulating valve (No. 35723), oxygen pressure reducer according to DIN 0-315 / 200 bar 0-16 / 10 bar (No. 35634), hose set (3 m without handle (No. 35785), oxygen blowback protection (No. 35678), gas blowback protection (No. 35691), mixing nozzle with union nut (No. 35587), high-performance tips 1.5 mm (No. 35422) / 2.0 mm (No. 35423), micro-tips 0.3 mm (No. 35712) / 0.5 mm (No. 35696) / 0.7 mm (No. 35713), micro-tip adaptor (No. 35585), welding goggles A5 (No. 35621), safety igniter (No. 32077), multi-size spanner (No. 35738) carrying frame (No. 35727)

Model	kg	No.
ROXY 400 L Set	10.80	35780
ROXY welding handle Profi	0.01	35580
Hose Set (3 m without handle)	0.95	35785
ROXY micro-nozzle adaptor	0.01	35585
ROXY micro-nozzle for 1-1.2 sheet metal	0.04	35588
ROXY micro-nozzle for 0.7-0.9 sheet metal	0.06	35589
ROXY micro-torch 0.4 mm	0.01	35695
ROXY micro-torch 0.5 mm	0.02	35696
ROXY micro-torch 0.6 mm	0.02	35697
ROXY micro-torch 0.3 mm	0.01	35712
ROXY micro-torch 0.7 mm	0.01	35713

ROFLASH Set

Welding and cutting kit

Welding range: 0.5 - 14 mm, Cutting range: 3 - 75 mm

22-part set (No. 513300) includes: Handle (No. 513010), welding attachments 0.2 - 0.5 (No. 513030), 0.5 - 1 (No. 513031), 1 - 2 (No. 513032), 2 - 4 (No. 513033), 4 - 6 (No. 513034), 6 - 9 (No. 513035), 9 - 14 (No. 513036), spring-lever cutting attachment (No. 513310), cutting tips 3 - 6 (No. 513330), 6 - 20 (No. 513331), 20 - 75 (No. 513332), cutting burner guiding wagon, burner spanner (No. 510106), nylon safety goggles (No. 540621), 10 piece nozzle cleaning set (No. 510105), hose nozzle R 1/4" 4 mm (No. 540221), hose nozzle R 3/8" 4 mm (No. 540222), hose nozzle R 3/8" 6 mm (No. 540223), coupling nut R 1/4" (No. 540210), coupling nut R 3/8" (No. 540215)

Model	kg	No.
ROFLASH Set	4.2	513300



Exchange of the welding tip

Can be used with all types of gas

Cutting oxygen valve with spring-lever

Enables one-handed use for spray-free cutting, etc.



ROFLASH Handle

Welding kit handle

KEY FEATURES

The new monoblock valves enable the precise adjustment and accurate control of the flame

Comfortable one-handed use with the v-formed valve arrangement

Model	g	No.
ROFLASH Handle	434	513010




ROFLASH Spring-lever Cutting Attachment

KEY FEATURES

The solid torch nozzle is made from forged brass and can withstand the highest thermal demands and also enables use under extreme conditions, maintenance-free monoblock valve

Model	g	No.
ROFLASH cutting tips 3 - 6 mm	97	513330
ROFLASH cutting tips 6 - 20 mm	97	513331
ROFLASH cutting tips 20 - 75 mm	98	513332
ROFLASH cutting tips 75 - 125 mm	110	513333

Tool-less exchange possible



Model	g	No.
ROFLASH spring-lever cutting attachment	582	513310

ROFLASH Welding Attachments / Welding Tips



Model	g	No.
ROFLASH welding attachments 0.2 - 0.5 mm	96	513030
ROFLASH welding attachments 0.5 - 1.0 mm	96	513031
ROFLASH welding attachments 1.0 - 2.0 mm	104	513032
ROFLASH welding attachments 2.0 - 4.0 mm	117	513033
ROFLASH welding attachments 4.0 - 6.0 mm	128	513034
ROFLASH welding attachments 6.0 - 9.0 mm	148	513035
ROFLASH welding attachments 9.0 - 14.0 mm	171	513036



Model	g	No.
ROFLASH welding tips 0.2 - 0.5 mm	96	513040
ROFLASH welding tips 2.0 - 4.0 mm	126	513043
ROFLASH welding tips 4.0 - 6.0 mm	128	513044
ROFLASH welding tips 6.0 - 9.0 mm	147	513045
ROFLASH welding tips 9.0 - 14 mm	171	513046

Bonding

Three-Gas Welding

RE 17 Three-gas System AMS 5/5

Assembly, welding, cutting and brazing system
Welding range 0.5 - 14 mm, Cutting range 3.0 - 50 mm



Including gas cylinders and dual-telescoping transport trolley!


27-piece set (No. 35400) includes: Handle with coupling nut (No. 35324), welding attachments 0.5 - 1 mm (No. 35325) / 1 - 2 mm (No. 35326) / 2 - 4 mm (No. 35327) / 4 - 6 mm (No. 35328) / 6 - 9 mm (No. 35329) / 9 - 14 mm (No. 35334), wing-lever cutting attachment (No. 35338), cutting tips 3-25 mm (No. 35341) / 25 - 50 mm (No. 35222), acetylene pressure reducer 1.5 bar (No. 35794), oxygen pressure reducer 10 bar (No. 35634), 2 each - protective rubber caps, red (No. 511428) / blue (No. 511427), 10 piece nozzle cleaning set (No. 510105), burner torch (No. 510106), safety igniter (No. 32077), replacement flints (No. 32088), acetylene cylinder 10 l (filled) (No. 35178), oxygen cylinder 10 l (filled) (No. 35188), Maxigas 400 (No. 35570), gas regulating valve Maxigas (No. 35723), hose adaptor Maxigas (No. 35491), steel case (No. 35800), dual-telescoping transport trolley (No. 35354)

The bottle colours shown are without obligation!

Model	kg	No.
RE 17 Three-gas System AMS 5/5	50	35400

RE 17 Three-gas System AMS 5 and 10

Assembly, welding, cutting and brazing system
Welding range 0.5 - 14 mm, Cutting range 3.0 - 50 mm



25-part set (No. 35403) includes: Handle with coupling nut (No. 35324), welding attachments 0.5 - 1 mm (No. 35325) / 1 - 2 mm (No. 35326) / 2 - 4 mm (No. 35327) / 4 - 6 mm (No. 35328) / 6 - 9 mm (No. 35329) / 9 - 14 mm (No. 35334), wing-lever cutting attachment (No. 35338), cutting tips 3-25 mm (No. 35341) / 25 - 50 mm (No. 35344), heating nozzle 3-100 mm (No. 35339), 5 m dual-hose package A / S (No. 35222), acetylene pressure reducer 1.5 bar (No. 35794), oxygen pressure reducer 10 bar (No. 35634), 2 each - protective rubber caps, red (No. 511428) / blue (No. 511427), 10 piece nozzle cleaning set (No. 510105), burner torch (No. 510106), safety igniter (No. 32077), replacement flints (No. 32088), Maxigas 400 (No. 35570), gas regulating valve Maxigas (No. 35723), hose adaptor Maxigas (No. 35491), steel case (No. 35800), dual-telescoping transport trolley (No. 35354)

Model	kg	No.
RE 17 Three-gas System AMS 5 + 10	23	35403

RE 17 Three-gas System AMS 10/10

Assembly, welding, cutting and brazing system
Welding range 0.5 - 14 mm, Cutting range 3.0 - 50 mm



Including gas cylinders and dual-telescoping transport trolley!

27-part set (No. 35401) includes: Handle with coupling nut (No. 35324), welding attachments 0.5 - 1 mm (No. 35325) / 1 - 2 mm (No. 35326) / 2 - 4 mm (No. 35327) / 4 - 6 mm (No. 35328) / 6 - 9 mm (No. 35329) / 9 - 14 mm (No. 35334), wing-lever cutting attachment (No. 35338), cutting tips 3-25 mm (No. 35341) / 25 - 50 mm (No. 35344), heating nozzle 3 - 100 mm (No. 35339), 5 m dual-hose package A / S (No. 35222), acetylene pressure reducer 1.5 bar (No. 35794), oxygen pressure reducer 10 bar (No. 35634), 2 each - protective rubber caps, red (No. 511428) / blue (No. 511427), 10 piece nozzle cleaning set (No. 510105), torch spanner (No. 510106), safety igniter (No. 32077), replacement flints (No. 32088), acetylene cylinder 10 l (filled) (No. 35179), oxygen cylinder 10 l (filled) (No. 35189), Maxigas 400 (No. 35570), gas regulating valve Maxigas (No. 35723), hose adaptor Maxigas (No. 35491), steel case (No. 35800), dual-telescoping transport trolley (No. 35354)

The bottle colours shown are without obligation!

No. 35798 as in 35401 for cutting range 3.0 - 25 mm
No. 35799 like 35401 without cylinders


Model	kg	No.
RE 17 Three-gas System AMS 10/10	66	35401
RE 17 as in 35401, cutting range 3.0 - 25 mm	65	35798
RE 17 without cylinder	23	35799

RE 17 UNIVERSAL Pipe Welding Set

For welding, cutting, brazing and warming up
Welding range: 0.5 - 14 mm, Cutting range: 3 - 100 mm



Set (No. 35479) includes: Handle with coupling nut (No. 35324), welding attachments 2 - 4 mm (No. 35327) / 4 - 6 mm (No. 35328) / 6 - 9 mm (No. 35329), pipe-welding tips 2 - 4 mm (No. 35347) / 4 - 6 mm (No. 35348), wing-lever cutting attachment (No. 35338), Cutting tip 3 - 25 mm (No. 35341), Heating nozzle 3 - 100 mm (No. 35339), Nozzle cleaning set, 10 piece (No. 510105), torch spanner (No. 510106), safety igniter (No. 32077), replacement flints (No. 32088), steel case (No. 35800)



No. 35480



No. 35324

Nominal size	kg	No.
RE 17 Pipe welding set	4.3	35479
RE 17 Pipe welding set	4.8	35480
As in set (No. 35479), but also including with welding attachments 0.5-1 mm (No. 35325) / 1-2 mm (No. 35326), cutting tip 3 - 25 mm (No. 35341) / 25-50 mm (No. 35344)		
Steel case RE 17 (empty)	1.70	35800
RE 17 handle with burner coupling nut	0.47	35324
Coupling: oxygen R 1/4", gas R 3/8" L		

RE 17 Welding Attachments

	Welding range mm	kg	No.
Welding attachment	0.5 - 1	140	35325
Welding attachment	1 - 2	150	35326
Welding attachment	2 - 4	170	35327
Welding attachment	4 - 6	190	35328
Welding attachment	6 - 9	220	35329
Welding attachment	9 - 14	260	35334
Welding attachment	14 - 20	280	35335



RE 17 Pipe Welding Attachment, Flexible

Pipe welding attachment, Flexible copper tips complete

Welding range mm	g	No.	Welding range mm	g	No.
1 - 2	130	35346	1 - 2	40	35475
2 - 4	140	35347	2 - 4	40	35476
4 - 6	150	35348	4 - 6	50	35477

Pipe welding attachment, front piece



Pipe welding attachment, complete



RE 17 Wing-lever Cutting Attachment

Model	g	No.
Cutting attachment without tips	820	35338

RE 17 Cutting Tips and Heating Nozzle

Model	Cutting range mm	g	No.
Cutting tip	3 - 25	10	35341
Cutting tip	25 - 50	20	35344
Cutting tip	50 - 100	20	35345
Heating nozzle	3 - 100	50	35339



No. 35338

No. 35341
No. 35344
No. 35345



No. 35339

Bonding

Accessories Soldering & Welding



Oxy-Acetylene Hoses

Top quality in accordance with **DIN 8541**, with strong inlay, durable and flexible, rubber, mounted with sleeves and nuts



Oxygen Hoses

L m	Inlet	Outlet	Internal Ø x wall thickness mm	kg	No.
5	R 1/4"	R 1/4"	6.0 x 3.5	1.1	33311
10	R 1/4"	R 1/4"	6.0 x 3.5	1.9	33314

Acetylene Hoses

L m	Inlet	Outlet	Internal Ø x wall thickness mm	kg	No.
2.5	R 3/8"	R 3/8" L	6.0 x 3.5	0.5	35203
5	R 3/8"	R 3/8" L	6.0 x 3.5	1.1	33312
10	R 3/8"	R 3/8" L	6.0 x 3.5	1.9	33315

Dual Hoses A/S

L m	Coupling Oxygen	Coupling Outlet	Internal Ø x wall thickness Oxygen / Acetylene	kg	No.
2.5	R 1/4"	R 3/8" L	6.0 x 3.5	0.9	35221
5	R 1/4"	R 3/8" L	6.0 x 3.5	2.0	35222
10	R 1/4"	R 3/8" L	6.0 x 3.5	3.8	35223
40*	R 1/4"	R 3/8" L	6.0 x 3.5	9.1	35230

*40 m hose without sleeves and nuts



Included in delivery for steel cylinders without cap, protective bracket



The bottle colours shown are without obligation!

Lightweight Steel Cylinders, filled

With cylinder valve, base and cap from 5 l, TÜV (= Technical Supervisory Association, Germany) tested in accordance with TRGI

Model	Contents	Filling pressure bar	Height mm	Ø mm	kg	No.
Oxygen	0.67 l	200	400	80	2.5	35736
Oxygen	2 l	200	420	110	4.6	35635
Oxygen	5 l	200	595	145	14.0	35188
Oxygen	10 l	200	980	145	17.0	35189
Acetylene	5 l	18	595	145	13.0	35178
Acetylene	10 l	18	980	145	23.0	35179



Cylinder Transport Trolley

Portable and mobile, for 5 and 10 l acetylene / oxygen cylinders, 5 kg and 12 kg propane cylinders can be used with conversion kit (special accessory). Coupling for disposable MAXIGAS 400 cartridges, dual-telescoping for different cylinder heights, brackets for ALLGAS and RE 17 steel cases

Model	kg	No.
Transport Trolley for 5 / 10 l acetylene / oxygen cylinders	8.9	35354
Conversion kit for adaption of Propane 0.5 kg / oxygen 5 l and 10 l cylinders		35342



Cylinder Pressure Reducer

Rugged pressed brass construction with large pressure gauge according to **DIN 8549** (Ø 63 mm), with shut-off and safety valves, one-stage design according to **DIN 8546** with test mark



No. 35634



No. 35794

Cylinder contents bar	Working pressure bar	Inlet	Outlet		No.
Oxygen					
0 - 315 / 200	0 - 16 / 10	R 3/4"	R 1/4"	1.4	35634
Acetylene					
0 - 40	0 - 2.5/1.5	R 3/4"	R 3/8" L	1.6	35794

Blowback Prevention

Torch-mounted flashback arrestors, type-tested, with flame trap, flow lock, non-return valve and dirt filter

Model	max. Operating pressure	Coupling-thread		No.
Handle-mounted, oxygen	20 bar	R 1/4"	190	540320
Handle-mounted, acetylene	1.5 bar	R 3/8" L	190	540321
Reducer-mounted, oxygen	20 bar	R 1/4"	190	540360
Reducer-mounted, acetylene	1.5 bar	R 3/8" L	190	540365



No. 540320



No. 540321



No. 540360



No. 540365

Protective Guard for Pressure Reducer

Impact protection, rugged steel construction, mounts on connection coupling

Model	Colour		No.
For oxygen pressure reducer	blue	820	35146
For acetylene pressure reducer	yellow	820	35140



Protective Rubber Cap

With slot, open

Model	Farbe		No.
For oxygen pressure reducer	blue	50	511427
For acetylene pressure reducer	red	50	511428



Oxygen Refilling Bend

Suitable for all 0,67l, 2l, 3l, 5l, 10l, 20l and 50l bottles up to 200bar

Model		No.
max. 200 bar, cylinder coupling R 3/4"	360	35199



Safety Igniters

Powerful spark, wear-free hard alloy friction surface

Model		No.
Safety Igniter with rolling file	60	32077
Replacement flints, tin with 5 pieces	15	32088



No. 32077




No. 32088

Bonding

Accessories Soldering & Welding



No. 540850



No. 540855

Hand-held Welding Mirror

Model	g	No.
Steel wire handle with clamp / ball joint	280	540850
Spare steel mirror	50	540851

Magnet Welding Mirror

Model	g	No.
With flexible metal tube / ball joint	450	540855
Spare steel mirror	50	540851



Nozzle Cleaner

Model	g	No.
10 piece, in folding case	20	510105



Torch Spanner

Model	g	No.
With 11 SW	210	510106



Soldering Flux and Container for Hydrochloric Acid

Model	g	No.
With screw cap retaining band	40	530250



Salmiakstone

Model	L x W x H	g	No.
Pressed	65 x 45 x 40 mm	15	530310



Soapstone Marker

Model	L x W x H	g	No.
White, heat-resistant	100 x 10 x 10 mm	30	561550



No. 540620



No. 540622



No. 540640

Welding Goggles DIN EN 166

With thermal glasses as per DIN EN 169






Model	Glass	g	No.
Nylon safety goggles	A 4	60	540620
	A 5	60	540621
Replacement glass (pair)	clear, non-splintering	60	540622
	A 4	30	540625
	A 5	10	540626
	clear, non-splintering	30	540627
Screw-ring safety goggles	A 4	90	540640
	A 5	90	540641
Replacement glass (Ø 50 mm)	A 4	30	540675
	A 5	10	540676

ROVLIES® Cleaning Pads

Metal-free, for fast, score-free cleaning of copper pipe soldering surfaces

KEY FEATURES





- Reduced corrosion damage
- No metal abrasion, can be used wet or dry
- Removes oxide layers, corrosion, surface dirt, oil and grease residues
- Solvent-resistant and flexible

Model				No.
ROVLIES®	1(10)		80	45268
ROVLIES® counter display		36(10)	2,180	045268D



Internal Brushes for Copper Pipe





For fast cleaning of the soldering surface, rugged plastic handle

		No.			No.
mm	g		mm	g	
8	60	854179	16	120	854184
10	70	854180	18	120	854185
12	80	854181	22	140	854186
14	90	854182	28	140	854187
15	100	854183	35	160	854188




External Brushes for Copper Pipe

For fast cleaning of the soldering surface, tough housing

		No.			No.
mm	g		mm	g	
8	80	854189	16	130	854194
10	90	854190	18	140	854195
12	100	854191	22	150	854196
14	110	854192	28	160	854197
15	120	854193	35	170	854198



Hand Wire Brushes

Model	Numbers of rows		No.
Standard steel	3 rows	130	561351
Standard steel	4 rows	130	561352



Welding Blanket

Flame and heat resistant up to 1,000° C
 Permanent heat resistance up to 900° by direct flame contact and molten slag
 Good formability, long service life, asbestos-free and poses no health hazard
 Bonded edges

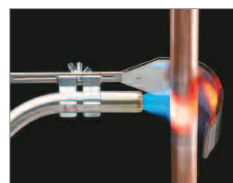
Thickness: 1.4 mm
 Weight: 1,000 g/m²




Model	L x W x H		No.
Welding Blanket	330 x 500 mm	300	31050

Flame Reflectors

Made of high-quality stainless steel
 Protects surrounding materials
 Better heat utilisation, saves time and energy



Model	Width mm	Adaptor Ø mm		No.
65 / 15	65	8 – 15	100	31042
65 / 22	65	15 – 22	100	31043

Bonding

Accessories Soldering & Welding

Fitting Soft Solder to DIN EN

Standard type according to DIN EN 29 453	Solder composition in weight %	Melting range °C	Suitable for soft soldering in the plumbing industry			Recommended heat source
			Pipe Material	Fittings material	Recommended Flux according to DIN EN 29454	
S -Sn97Cu3	Sn 97 %, Cu 3 %	230 - 250°	Copper	Copper, gunmetal, brass	Part 1 - 3.1.1, 3.1.2, 2.1.2 or ROSOL 3	Cartridge burner, heat resistant soldering unit, Propane / induced-air burner, Acetylene / induced-air burner, Larger pipe diameters above 28 mm with propane / oxygen burner with dispersion nozzle
S -Sn97Ag3	Sn 96,7 %, Ag 3,3 %	221 - 240°	Copper	Copper, gunmetal, brass	Part 1 - 3.1.1, 3.1.2, 2.1.2 or ROSOL 1 S	

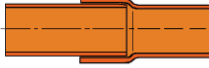
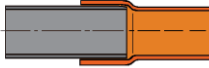

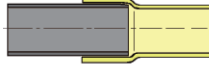
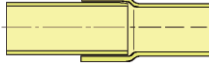
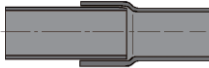
Standard Solder according to DIN EN

Standard type according to DIN EN 1044	Solder composition in weight %	Melting range °C	Working temperature °C	Suitable for installation technology brazing			Recommended Flux according to DIN EN 29454	Recommended heat source
				Pipe Material	Fittings material	Flux		
CP 203	P 5,9 - 6,5 / Cu rest	710 - 880°	730°	Copper	Copper Gunmetal Brass	without flux with flux	F-SH 1 or LP 5	Cartridge torch with MAPP ^{®1} Gas, Propane / induced-air torch, Acetylene / induced-air torch, Larger pipe diameters above 28 mm with propane / oxygen torch with dispersion nozzle
CP 105	Ag 1,5 - 2,5 / P 5,9 - 6,5 / Cu rest	650 - 810°	710°	Copper	Copper Gunmetal Brass	without flux with flux	F-SH 1 or LP 5	
CP 104	Ag 4,0 - 6,0 / P 5,7 - 6,3 / Cu rest	650 - 810°	710°	Copper	Copper Gunmetal Brass	without flux with flux	F-SH 1 or LP 5	
CP 102	Ag 14,0 - 16,0 / P 4,7 - 5,3 / Cu rest	650 - 800°	710°	Copper	Copper Gunmetal Brass	without flux with flux	F-SH 1 or LP 5	
AG 106	Ag 33 - 35 / Cu 35 - 37 Sn 1,5 - 2,5 / Zn rest	630 - 730°	710°	Stahl Copper	Steel, Copper Gunmetal Brass	with flux (U = sheathed from 22 mm pipe-Ø)	F-SH 1 or LP 5	
AG 104	Ag 44 - 46 / Cu 26 - 28 Sn 2,5 - 3,5 / Zn rest	640 - 680°	670°	Stahl Copper	Steel, Copper Gunmetal Brass	with flux (U = sheathed from 22 mm pipe-Ø)	F-SH 1 or LP 5	

4



Soldered Joints

Material	Required Hard Solder	Melting Range	Working Temperature	Standard
Copper-Copper 	S 34 Cu / S 34 Cu U S 94 / S 94 XN / S1 S 2 / S 5 S 15	630 °C - 730 °C 710 °C - 880 °C 650 °C - 810 °C 650 °C - 800 °C	710 °C 730 °C 710 °C 710 °C	DIN EN 1044
Copper-Carbon Steel 	S 34 Cu / S 34 Cu U S 45 Cu / S 45 Cu U	630 °C - 730 °C 640 °C - 680 °C	710 °C 670 °C	DIN EN 1044
Copper-Brass 	S 94 / S 94 XN / S1 S 2 S 5 S 15	710 °C - 880 °C 650 °C - 810 °C 650 °C - 810 °C 650 °C - 810 °C	730 °C 730 °C 710 °C 710 °C	DIN EN 1044
Brass-Carbon Steel 	S 34 Cu / S 34 Cu U S 45 Cu / S 45 Cu U	600 °C - 690 °C 595 °C - 630 °C	680 °C 610 °C	DIN EN 1044
Brass-Brass 	S 94 / S 94 XN S 1 (nicht genormt) S 2 / S 5 S 15	710 °C - 880 °C 710 °C - 880 °C 650 °C - 810 °C 650 °C - 810 °C	730 °C 730 °C 710 °C 710 °C	DIN EN 1044
Carbon Steel-Carbon Steel 	S 34 Cu / S 34 Cu U S 45 Cu / S 45 Cu U	630 °C - 730 °C 640 °C - 680 °C	710 °C 670 °C	DIN EN 1044

1) MAPP[®] is a registered trademark of MESSER GRIESHEIM GMBH, Frankfurt am Main

Fittings Solders

Quality soft solders in accordance with **DIN EN 29453** for joining copper pipes to copper, gunmetal and brass fittings for hot and cold-water plumbing in accordance with DVGW worksheet GW 2 without flux, for use with corresponding ROSOL fittings solder paste

DIN
-Norm



No. 45252

Fitting Solder 1 S

Quality soft solder **S-Sn97Ag3**, melting range 221 °C – 240 °C, for use with ROSOL 1 S fittings solder paste

Solder wire Ø	Description	g	No.
2 mm	250 g coil	270	45252
3 mm	250 g coil	270	45250

Fitting Solder 3

Quality soft solder, **S-Sn97Cu3**, melting range 230 °C - 250 °C, for use with ROSOL 3 fittings solder paste

Solder wire Ø	Description	g	No.
2 mm	250 g coil	270	45257
3 mm	250 g coil	270	45255



No. 45257

DIN
-Norm

ROSOL Soldering Paste

Quality soft solders according to **DIN EN 29453**, with flux core **DIN EN 29454-1 3.1.1.C**, with test mark **DVGW Reg.-No. DV-0101AT2247**, for joining copper pipes to copper, gunmetal and brass fittings for hot and cold-water plumbing in accordance with DVGW worksheet GW 7, metal content 60% by weight, flux residues are 100% water soluble

DIN
-Norm



No. 45220



No. 45225

ROSOL 1 S

Fittings solder paste

Quality soft soldering flux, metal content: **S-Sn97Ag3**, only for use with fitting solder 1 S

Model	g	No.
ROSOL 1 S in plastic bottle 250 g	270	45220

ROSOL 3

Fittings solder paste

Quality soft soldering flux, metal content: **S-Sn97Cu3**, only for use with fittings solder 3

Model	g	No.
ROSOL 3 in plastic bottle 250 g	270	45225

Fittings Soft Solder Flux

According to **DIN EN 29454-1 3.1.1.C**, flux residues are 100 % water soluble, for joining copper pipes to copper, gunmetal, and brass fittings for hot and cold-water plumbing in accordance with DVGW worksheet GW 2 + GW 7, also suitable for general-purpose soldering work.

DIN
-Norm



Model	g	No.
Fittings Soft Solder Flux in plastic tube 35 ml	45	45266

Bonding

Accessories Soldering & Welding



Hard Solder Rings S 5

High-quality safety solder material with silver-phosphorus content, guaranteed according to DIN EN 1044, CP 105

KEY FEATURES

- Ideal for capillary soldering with copper pipe installation in sanitary and heating systems
- Matched precisely to the inner pipe diameters of brushed pipes and fittings according to **EN 1254**
- Complete wetting of brushes
- Particularly efficient working through precise solder quantity
- No preparatory or re-work of the soldered joint

TECHNICAL DATA

Alloy (weight %):	Ag 1.5 - 2,5 / P 5.9 - 6.5 / Cu rest
Melting range:	650 °C - 810 °C
Joinable materials:	Copper, gunmetal, brass, bronze
Use of flux with:	Gunmetal, brass, bronze with hard solder paste LP 5
Package size:	250 g plastic bag

4



Simple insertion

Precise quantity of solder

Simply heat, no dripping, no reduction of cross-section

Outside Ø mm	approx. Content rings	g	No.
Hard solder rings S 5, Ø 12 mm	395	260	40512
Hard solder rings S 5, Ø 14 mm	268	260	40514
Hard solder rings S 5, Ø 15 mm	244	260	40515
Hard solder rings S 5, Ø 16 mm	228	260	40516
Hard solder rings S 5, Ø 18 mm	186	260	40518
Hard solder rings S 5, Ø 22 mm	106	260	40522
Hard solder rings S 5, Ø 28 mm	79	260	40528
Hard solder rings S 5, Ø 32 mm	60	260	40532



Hard Solder Paste LP 5

Flux for hand soldering at working temperatures above 600 °C, according to DIN EN 29454, Type F-SH 1, DVGW tested Reg.-No. DV-0101-AT2245, for gas and water installations with copper pipes, recommended by DVGW in accordance with Worksheets GW 2 and GW 7, hard solders with silver content and usable with any basic materials of steel, copper and copper alloys, brass and gunmetal, working temperature range 550 °C – 800 °C, flux residues must be removed carefully

Description	g	No.
LP 5 in plastic bottle 160 g	180	40500



Hard Solder Powder HKM

Flux for hard soldering at working temperatures above 800 °C, according DIN EN 29454, Type F-SH 2, working temperature 750 - 1100 °C, for copper and copper alloys, brass, gunmetal, nickel silver, bronze, steel and galvanised steel, grey iron and malleable cast iron, for welding copper and brass in dry conditions, can be mixed with clean water to form a paste, flux residues must be removed carefully

Description	g	No.
HKM in plastic bottle 160 g	180	35611



Flux Brush

Description	Width mm	Length mm	g	No.
Flux Brush	13	140	20	530261

Hard Solders

For copper pipe installation

ROTHENBERGER ROLOT special hard solders are particularly suited for copper pipe installations in cold and hot water systems, for open and closed heating systems, for gas installations in accordance with DVGW Worksheet GW 2 (liquid, natural and town gas), as well as for HVAC and refrigeration applications, and oil pipes. ROTHENBERGER ROLOT is especially suited for capillary soldering of copper pipes without fittings. Copper / phosphorus / silver solders are highly formable, and are therefore recommended for joints that are subjected to high thermal and mechanical alternating loads.

KEY FEATURES

- Non-foaming. Heat- resistant up to 200 °C
- No flux required with copper / copper joints
- Flux LP 5 is to be used when joining brass, gunmetal, copper, tin and copper / tin alloys
- Not to be used with materials containing sulphur, with iron / nickel alloys or with copper alloys containing nickel
- Manufactured with new, environmentally compatible technology, corrosion neutral, scale-free, improved flow properties



ROLOT® S 94 CP 203

Quality hard solder **guaranteed according to DIN EN 1044**, due to low phosphorus content, the solder has a wide melting range, and gives soldered joints with increased strength. Standard solder for normally-stressed copper pipe installation, especially for capillary soldering with copper pipe installation without fittings

TECHNICAL DATA

Alloy (weight %):	P 5.9 - 6.5 Cu rest
Melting range:	710 °C – 880 °C
Working temperature:	730 °C
Joinable materials:	Copper, gunmetal, brass, bronze
Flux required with:	Gunmetal, brass, bronze with LP 5

Guaranteed according to DIN EN 1044!



Contents	Squared section mm	Length mm	g	No.
1 kg carton	2 x 2	500	1,025	40094
1 kg carton	3 x 3	500	1,025	40095
5 kg plastic bag	2 x 2	500	5,025	040094A
400 g blister	2 x 2	500	420	1000000133

ROLOT® S 94 XN CP 203

Quality brazing solder, **guaranteed according to DIN EN 1044**, due to the special manufacturing method it has excellent flow characteristics, uniform melting for perfect soldered joints, capillary and air-tight active, ideal for capillary gap soldering in sanitary, heating and gas installation

TECHNICAL DATA

Alloy (weight %):	P 5.9 - 6.5 Cu rest
Melting range:	710 °C – 880 °C
Working temperature:	730 °C
Joinable materials:	Copper, gunmetal, brass, bronze
Flux required with:	Gunmetal, brass, bronze with LP 5

Guaranteed according to DIN EN 1044!



Contents	Squared section mm	Length mm	g	No.
1 kg carton	2 x 2	500	1,025	040097X

ROLOT® S 1 CP 203

Special quality brazing solder, not standardised, **similar to DIN EN 1044**, CP 203, for normally-stressed copper pipes systems, also for gap soldering for copper pipe installations without fittings

TECHNICAL DATA

Melting range:	710 °C – 880 °C
Working temperature:	730 °C
Joinable materials:	Copper, gunmetal, brass, bronze
Flux required with:	Brass, gunmetal, bronze LP 5




Contents	mm	Length mm	g	No.
1 kg carton	2	500	1,025	40102

Bonding


Accessories Soldering & Welding




Contents	Square mm	Length mm		No.
1 kg carton	2 x 2	500	1,025	40202
1 kg carton	3 x 3	500	1,025	40203
400 g blister	2 x 2	500	420	1000000135

Guaranteed according to DIN EN 1044!




Contents	Square mm	Length mm		No.
1 kg carton	2 x 2	500	1,025	40212
1 kg carton	3 x 3	500	1,025	40213
400 g blister	2 x 2	500	420	1000000134



Contents	Square mm	Length mm		No.
1 kg carton	2 x 2	500	1,025	40502
400 g blister	2 x 2	500	420	1000000137

Guaranteed according to DIN EN 1044!



Contents	Square mm	Length mm		No.
1 kg carton	2 x 2	500	1,025	40005
400 g blister	2 x 2	500	420	1000000136

ROLOT® S 2 CP 105

Special quality hard solder, not standardised, **similar to DIN EN 1044**, with low silver content, matched to normally-stressed copper pipe system, ideal for capillary gap soldering

TECHNICAL DATA

Melting range: 710 °C – 820 °C
Working temperature: 720 °C
Joinable materials: Copper, gunmetal, brass, bronze
Flux required with: Gunmetal, brass, bronze with hard solder paste LP 5

ROLOT® S 2 CP 105

Silver / phosphorus safety hard solder, **guaranteed according to DIN EN 1044**, for higher-stressed copper pipe systems, ideal for capillary soldering in sanitary, heating and gas installations

TECHNICAL DATA

Alloy (weight %): Ag 1.5 – 2.5 / P 5.9 – 6.5 / Cu rest
Melting range: 650 °C – 810 °C
Working temperature: 710 °C
Joinable materials: Copper, gunmetal, brass, bronze
Flux required with: Gunmetal, brass, bronze with hard solder paste LP5

ROLOT® S 5 CP 104

Particularly high quality hard solder, not standardised, **similar to DIN EN 1044**, with low silver content, ideal for capillary and joint soldering in sanitary, heating and gas installations

TECHNICAL DATA

Melting range: 710 °C – 820 °C
Working temperature: 720 °C
Joinable materials: Copper, gunmetal, brass, bronze
Flux required with: Gunmetal, brass, bronze with hard solder paste LP5

ROLOT® S 5 CP 104

High-quality silver/phosphorus safety hard solder, **guaranteed according to DIN EN 1044**, for higher-stressed copper pipe systems, ideal for capillary and joint soldering in sanitary, heating and gas installations

TECHNICAL DATA

Alloy (weight %): Ag 4 – 6 / P 5.7 – 6.3 / Cu rest
Melting range: 650 °C – 810 °C
Working temperature: 710 °C
Joinable materials: Copper, gunmetal, brass, bronze
Flux required with: Gunmetal, brass, bronze with hard solder paste LP5



ROLOT® S 15 CP 102

Particularly high quality silver hard solder, **guaranteed according to DIN EN 1044**, especially for capillary-gap soldering subject to high thermal and mechanical alternating loads in HVAC systems, as well as demanding sanitary and gas installations

Guaranteed according to DIN EN 1044!



TECHNICAL DATA


Alloy (weight %):	Ag 14.0 – 16.0 / P 4.7 – 5.3 / Cu rest
Melting range:	650 °C – 800 °C
Working temperature:	710 °C
Joinable materials:	Copper, gunmetal, brass, bronze
Flux required with:	Gunmetal, brass, bronze with hard solder paste LP5

Contents	Square mm	Length mm	g	No.
1 kg carton	2 x 2	500	1,025	40015

Silver Hard Solders Ag 106 S 34 Cu / S 34 Cu U flux-covered

Free of cadmium, quality silver hard solder **guaranteed according to DIN EN 1044**, plain (S 34 Cu) or flux-covered according to DIN EN 29454 F-SH 1 (S 34 Cu U), universal application areas for gap soldering, also for drinking water installations, heat-resistant up to 200 °C

Guaranteed according to DIN EN 1044!



TECHNICAL DATA


Alloy (weight %):	Ag 33.0 – 35.0 / Cu 35.0 – 37.0 Sn 1.5 – 2.5 / Zn rest
Melting range:	630 °C – 730 °C
Working temperature:	710 °C
Joinable materials:	Steel, malleable cast iron, copper, gunmetal, copper and nickel alloys
Flux required:	for S 34 Cu generally with hard solder paste LP 5

Contents	mm	g	S 34 No.	S 34 U No.
100 g plastic bag	2	110	44910	44915
250 g plastic bag	2	260	44911	44916
1000 g plastic bag	2	1,010	44912	44917

Silver Hard Solders Ag 104 S 45 Cu / S 45 Cu U flux-covered

Free of cadmium, quality silver hard solder, **guaranteed according to DIN EN 1044**, plain (S 45 Cu) or flux-covered according to DIN EN 29454 F-SH 1 (S 45 Cu U), universal application areas for gap soldering, excluding drinking water installations, heat-resistant up to 200 °C

Guaranteed according to DIN EN 1044!



TECHNICAL DATA

Alloy (weight %):	Ag 44.0 – 46.0 / Cu 26.0 – 28.0 Sn 2.5 – 3.5 / Zn rest
Melting range:	640 °C – 680 °C
Working temperature:	670 °C
Joinable materials:	Steel, malleable cast iron, copper, gunmetal, copper and nickel alloys
Flux required:	for S 45 generally with hard solder paste LP 5

Contents	mm	g	S 45 No.	S 45 U No.
100 g plastic bag	2	110	45050	45055
250 g plastic bag	2	260	45051	45056
1000 g plastic bag	2	1,010	45052	45057



ROTHENBERG

Testing & Leak Detection

Overview Testing Pumps	174
Testing of Water Lines & Containers	
Testing Pumps	175 - 177
Testing of Gas & Water Lines	
Analogue Testing Device	178 - 179
Digital Testing Device	180 - 181
Testing of Waste Water Lines	
Leakage Testing in Accordance with DIN EN 1610	182
Leak Detection on Gas Lines	
Leak Detection Spray	183
Leak Detection Unit	183

5



GER

Testing & Leak Detection

Overview Testing Pumps

up to 60 bar

RP 50-S / RP 50-S INOX

Manual precision testing pump, 0 - 60 bar

- A classic, precise and safe
- Scaling pressure gauge 1 bar
- Scaling pressure gauge 0.1 bar expandable up to a maximum pressure of 16 bar
- Container: Steel Duramant® coated or stainless steel
- Volume: 12 l
- Weight: 8 kg

175



5

up to 40 bar

RP PRO III

Self-priming electrical testing pump, 0 - 40 bar

- Saves time and effort, automatic filling and testing
- Scaling pressure gauge 1 bar
- Liquid supply self-priming or using a pressure source
- Weight: 16 kg

176



up to 30 bar

RP 30

Manual testing pump, 0 - 30 bar

- Simple, light and handy, for all common uses in residential construction
- Scaling pressure gauge 1 bar
- Container: ABS-plastic
- Volume: 4.5 l
- Weight: 4.5 kg

177



up to 25 bar

TP 25

Manual testing pump, 0 - 25 bar

- Small and robust, for daily use at the building site
- Scaling pressure gauge 1 bar
- Container: Steel Duramant® coated
- Volume: 7 l
- Weight: 4,6 kg

177



RP 50-S / RP 50-S INOX

Robust precision testing pump for the pressure testing of water lines and containers up to 60 bar with very high testing standards

Adjustment of the pressure gauge to 0,1 bar is possible!



Product Profile

APPLICATION AREA

Pressure testing with water or oil of piping in residential and industrial construction, as well as for industrial containers (up to 60 bar). Expansion possible with an extra fine scaling pressure gauge (0.1 bar) for testing up to 16 bars

KEY FEATURES

- A drag indicator displays the preset pressure so that a loss of pressure in the system can be detected easier
- Reliable and precise testing results: the dual-valve system (Twin Valve) enables self-testing of the pump, as well as a precise fine adjustment of the pressure
- Especially precise reading as needed: finely scaled (scaling 0.1 bar) pressure gauge available separately
- Testing hose with steel mesh prevents reading mistakes, that can happen when the hose expands during operation
- Type 50-S: Weather and cold-resistant steel container with DURAMANT coating
- Type 50-S INOX: high-quality corrosion resistant stainless steel tank

TECHNICAL DATA

Testing and pressure range:	0 - 60 bar, with 1 bar steps 0 - 860 psi, with 20 psi steps 0 - 6 MPa, with 0,1 MPa steps
Hub suction capacity:	approx. 45 ml / stroke
Tank capacity:	12 l
Dimensions (L x W x H):	720 x 170 x 260 mm
Connection:	R 1/2"
Container RP 50-S:	Steel, DURAMANT® coated
Container RP 50-S INOX:	Stainless steel

Warp-resistant and lockable lever

Ergonomic handle serves as carrying grip too

Additional pressure gauge with fine scaling 0.1 bar optional

Enables very precise readings up to a range of 16 bar (No. 61316)

Testing hose with steel mesh

Precise measurement


Weather and cold-resistant container

5 year rust-free guarantee - DURAMANT® coated

INOX!




No. 60203



No. 60200

Double valve system: enables self-testing of the pump, as well as a precise fine adjustment of the pressure

Optional: Extra fine scaling Pressure gauge for the testing of systems up to 16 bar with a 0.1 scaling



Model	kg	g	No.
RP 50-S Testing Pump	8	1 4	60200
RP 50-S INOX (stainless steel) Testing Pump	8	1 4	60203

ACCESSORIES

Model	g	No.	Model	g	No.
Maintenance package	0.1	1	High pressure hose with 1/4"-1/2" connection	490	1 61125
Double nipple 1/2" to 3/4"	0,1	1	Extra 16 bar pressure gauge with drag indicator R1/4"100	1	61316



Testing & Leak Detection

Testing of Water Lines & Containers

RP PRO III

Self-priming electric filling and testing pump up to 40 bar

Product Profile

APPLICATION AREA

Electrical testing pump for the automatic pressure testing of piping and containers up to 40 bar in accordance with national and international standards

KEY FEATURES

- Comfortable, automatic filling and pressure testing of piping and containers
- Compact and robust plastic casing for simple handling at the building site
- Liquid supply freely selectable: optional self-priming or from a pressure source. Suitable for water and oil
- Testing hose with steel mesh prevents reading mistakes, that can happen when the hose expands during operation
- Glycerine cushioned pressure gauge absorbs pressure surges which makes pressure reading easier

TECHNICAL DATA

Testing and pressure range:	0 - 40 bar, with 1 bar steps 0 - 570 psi, with 20 psi steps 0 - 0.1 MPa steps
Flow Rate:	6 l / min
Dimensions (L x W x H):	375 x 290 x 300 mm
Connection:	R 1/2"
Mains voltage:	200 - 240 V / 50 HZ and 110 V / 50 - 60 HZ
Performance:	1.3 kW
Container:	ABS-plastic

5



Valve for pressure adjustment

Precise labelling on handle

Glycerine pressure gauge


Easy for the user to read during high dynamic alternating loads

Optimal weight distribution

Comfortable to carry

Installation diagram on unit

Eases the direct connection



No. 61185

Function Overview

Direct overview of the functions

Optional: Extra fine scaling Pressure gauge for the testing of systems up to 16 bar with a 0.1 scaling



Model	kg	No.
Testing pump RP PRO III self-priming with power cable, high-pressure hose and 1/2" connection, filling hose	16.0	61185
Filling hose with adaptor	0.5	61001
Testing hose with R 1/2" connection	0.4	61002
Extra pressure gauge	0.8	61187
Maintenance package RP PRO III in scope of delivery		61186



TP 25

Small, robust precision testing pump for pressure testing up to 25 bar

Product Profile

APPLICATION AREA

Pressure testing with water or oil of piping in residential and industrial construction, as well as for industrial containers up to 25 bar in accordance with international and national standards

KEY FEATURES

- Reliable and precise testing results: the dual-valve system (Twin Valve) enables self-testing of the pump, as well as a precise fine adjustment of the pressure
- Testing hose with steel mesh prevents reading mistakes, that can happen when the hose expands during operation
- Weather and cold-resistant steel container with DURAMANT® coating

TECHNICAL DATA

Testing and pressure range: 0 - 25 bar
Hub suction capacity: approx. 16 ml / stroke
Dimensions (L x W x H): 380 x 215 x 156 mm
Connection: R 1/2"
Container: Steel, DURAMANT® coated (5 year guarantee)



For the daily work on site



Model	Pressure range	kg	1	4	No.
TP 25 Testing Pump	up to 25 bar	4.6	1	4	60250
Maintenance package TP 25			1		60251

RP 30

Simple and light testing pump for compression testing up to 30 bar

Product Profile

APPLICATION AREA

Pressure testing with water or oil of piping in residential and industrial construction, as well as for industrial containers up to 30 bar in accordance with international and national standards

KEY FEATURES

- Testing hose with steel mesh prevents reading mistakes, that can happen when the hose expands during operation
- Shock and corrosion resistant ABS plastic container with reinforced floor

TECHNICAL DATA

Testing and pressure range: 0 - 30 bar, with 1-bar steps
 0 - 440 psi, with 20 PSI steps
Hub suction capacity: 16 ml / stroke
Dimensions (L x W x H): 440 x 200 x 240 mm
Connection: R 1/2"
Container: ABS-plastic



Easy, light and handy: for all common house building applications



Model	Pressure range	kg	1	4	No.
Testing pump RP 30	up to 30 bar	4.5	1	4	61130
Testing hose		0.4	1		61125

Testing & Leak Detection

Testing of Gas & Water Lines

ROTEST® GW 150/4

Analogue testing device for gas and water connections using air as the medium



Product Profile

APPLICATION AREA

Analogue testing unit for the implementation of the following tests:

Gas: Load and leakage test for newly installed gas lines in accordance with DVGW - TRGI worksheet G600 (April 2008)

Leakage test from propane liquid gas lines / low-pressure liquid gas lines

Adjustment of the duct pressure on atmospheric burners and forced-air burners

Testing of the appliance connection pressure on gas appliances

Water: Pre-testing and testing of newly installed drinking water lines in accordance with DIN 1988 (TRWI)

KEY FEATURES

- Quick and precise pressure reading over water column without electronic
- Testing time and pressures in accordance with DVGW - TRGI and TRWI clearly arranged on unit cover
- Sturdy unit: High reliability when used on the building site

TECHNICAL DATA

Pressure gauge: 4 bar
Water column: 150 mbar
Testing accuracy: Water column 0.1 mbar (Reading accuracy in accordance with TRGI)
 Pressure gauge 0.1 bar (Display range 0 - 4 bar)


5



DVGW-TRGI / worksheet G600/April 2008 conforming!



Testing scale up to 150 mbar on transparent extending tube element



Transparent tube element with double o-ring seal



Inspection glass
Water level control



Legible scaling

Continuous scaling up to 150 mbar

Measurement chart in unit

Testing times and testing pressure from lawmakers at a glance

Foam inlay

High transport safety and protection of the components

Compact measuring station

Designed to serve in real-life situations through quick, exact gas pressure measurements

Model in combination with basic unit	kg	No.
with 5 test plugs and supply end cap (with No. 1-14, 16-17)	7.6	61700
with 5 test plugs and supply end cap (with No. 1-5, 7-14, 16-17)	7.3	61701


Testing & Leak Detection

Testing of Gas & Water lines

Set Components

Description	ET	g	No.
Connecting hose	1	130	61015
Cut-off valve, gas	2	125	61266
Adaptor	3	10	61018
Rubber bellow	4	55	61014
Tube element, 4 piece	5	120	61702
Supply end cap	6	380	61041
Seal set	7	40	61030
Force pump	8	400	61011
Spare manometer R 1/4"	9	75	61012
Double nipple for hose connection	10	100	H96591
Measurement fluid, blue	11	100	351257

4, 7 up to 11 without picture



Gas Test Plug / Adaptor

Suitable for gas lines up to 1.5 bar

Model	Steel exterior pipe Ø inch	Copper exterior pipe Ø mm	Parts-No.	g	No.
Conical shape with pneumatic connection					
Size 0	3/8 - 1/2"	12 - 20	12	45	351260
Size 1	1/2 - 1"	20 - 30	13	80	351261
Size 2	3/4 - 1.1/4"	25 - 40	14	125	351262
Size 3	1.1/4 - 2"	35 - 60	15	175	351263


Model	Steel exterior pipe Ø inch	Copper exterior pipe Ø mm	Parts-No.	g	No.
Cylindrical shape with pneumatic connection					
Size 1	3/4"	18 - 22	16	60	351271
Size 2	1"	28 - 30	17	75	351272

Model	Steel exterior pipe Ø inch	Copper exterior pipe Ø mm	Parts-No.	g	No.
Conical shape with hose coupling					
Size 0	3/8 - 1/2"	12 - 20	18	200	351220
Size 1	1/2 - 1"	20 - 30	19	300	351221
Size 2	3/4 - 1.1/4"	25 - 40	20	300	351222
Size 3	1.1/4 - 2"	35 - 60	21	400	351223

Model	Steel exterior pipe Ø inch	Copper exterior pipe Ø mm	Parts-No.	g	No.
Conical shape with 2 ball valves					
Size 1	1/2 - 1"	20 - 30	22	260	351231
Size 2	3/4 - 1.1/4"	25 - 40	23	420	351232
Size 3	1.1/4 - 2"	35 - 60	24	700	351233

Model	Steel exterior pipe Ø inch	Copper exterior pipe Ø mm	Parts-No.	g	No.
Conical shape with 1 ball valve					
Size 0	3/8 - 1/2"	12 - 20	25	200	351225
Size 1	1/2 - 1"	20 - 30	26	350	351226
Size 2	3/4 - 1.1/4"	25 - 40	27	390	351227
Size 3	1.1/4 - 2"	35 - 60		600	351228

Model	Parts-No.	g	No.
With double plug valve - with hose snout			
Adaptor/cut-off valve with pn. connection	28	290	351265



Testing & Leak Detection

Testing of Gas & Water Lines

ROTEST® GW DIGITAL V2.3 USB

Universal, digital leakage testing system for gas, water and sewage lines with automatic logging

DVGW-TRGI / worksheet
G600/April 2008 conforming!



Product Profile

APPLICATION AREA

Digital testing unit with automatic logging for the implementation of following tests:

- Gas:**
 - Load and leakage test for newly installed gas lines in accordance with DVGW - TRGI Worksheet G600 (April 2008)
 - Leakage test from propane liquid gas lines / low-pressure liquid gas lines
 - Adjustment of the duct pressure on atmospheric burners and forced-air burners
 - Testing of the appliance connection pressure on gas appliances
 - Long-term pressure testing
- Water:**
 - Pre-testing and testing of newly installed drinking water lines in accordance with DIN 1988 (TRWI)
 - Long-term pressure testing
- Sewage:**
 - Leakage testing on sewage lines (house connection) in accordance with DIN EN 1610 and DIN 1986 part 30 possible in combination with the house connection testing set (see page 182)
 - Long-term pressure testing

KEY FEATURES

- High safety and simple use, the software in the unit guides the user step-by-step through the tests - in accordance with the legally required testing specifications
- Simple logging of the results with the thermal printer (optional accessory) or with the PC software included in delivery
- Two ports (infra-red and USB) for quick communication with the thermal printer or PC

TECHNICAL DATA

- Low-pressure sensor**
Resolution / Testing range: 0.1 mbar / 0 - 250 mbar
- High-pressure sensor**
Resolution / Testing range: 0.001 bar / 0 - 20 bar
- Continuous long-term testing:** at 0.5 minute intervals max. 3 days
- Data transfer:**
- Printer: Infrared
- PC: USB
- Power supply:** Main adaptor, 1 x 9 Volt lithium cell, type SLM 9 V



Robust pressure sensor with a pressure range (250 mbar) blue and (20 bar) red




Ideal for measuring with the House Connection Test Set page 182 up to 250 mbar



Testing & Leak Detection

Testing of Gas & Water Lines

Set components ROTEST® GW DIGITAL V2.3 USB



Set (No. 61298) includes: Individual components 1-20 without thermal printer (No. 61052) and Y-manifold (61282)
 Set (No.61297) includes: Individual components like No. 61298 without leakage pump (No. 61271), actuator (No.61284) and fine pressure actuator (No. 61282)
 (Serviceability test not possible)

Model		kg	No.
ROTEST® GW DIGITAL V2.3 USB with leakage pump		5.4	61298
ROTEST® GW DIGITAL V2.3 USB without leakage pump		4.3	61297

Model	ET	g	No.	Model	ET	g	No.
ROTEST® GW DIGITAL V2.3 USB basic unit	1	270	61293	Adaptor water	12	160	61264
Power supply	2	120	61094	Cut-off valve gas	13	155	61266
Low-pressure sensor V2.3 USB	3	40	61276	Cut-off valve for water	14	165	61267
High-pressure sensor V2.3 USB	4	40	61277	Adaptor 1/2"	15	50	61265
Leakage pump	5	780	61271	Adaptor 1/8"	16	10	61270
PC Cable USB	6	105	61294	Adaptor for burner setting	17	20	61274
PC Software RoData 2.4 USB	7	20	92655	Fine pressure regulator	18	50	61284
Thermal printer	8	505	61052	Y-manifold	19	415	61282
Hand pump	9	200	61268	Connecting hose	20	195	61269
Double bellows	10	115	61273	Padded carrying case		1550	61279
Adaptor for gas	11	190	61263				

ACCESSORIES

Model	g	No.	Model	g	No.
Paper roll for thermal printer (4 rolls)	40	61043	Gas test plugs, size 0, conical 3/8 - 1/2"	45	351273
House connection test set (DIN EN 1610)		61340	Gas test plugs, size 1, conical 1/2 - 1"	80	351274
			Gas test plugs, size 2, conical 3/4 - 1 1/4"	125	351275
			Gas test plugs, size 3, conical 1 1/4 - 2"	175	351276
			Gas test plugs, size 1, cylindrical 3/4"	60	351277
			Gas test plugs, size 2, cylindrical 1"	75	351278
			Supply end cap	380	351279

House connection test set (DIN EN 1610) see 182



Testing & Leak Detection

Testing of Waste Water Lines

House Connection Test Set

Set for testing in accordance with DIN EN 1610 and 1986 in combination with GW Digital (version 2.1 or newer)



Product Profile

APPLICATION AREA

Testing balloon and accessories for the leakage testing of ground water piping using air in accordance with **DIN EN 1610 and DIN 1986, part 30**. Suitable for nominal diameters of 65 to 250 mm

KEY FEATURES

- Handy set: One testing and sealing balloon for the most common pipe diameters (included in set are diameters 75 - 150 mm, additional balloons available in accessories)
- Easier positioning of the balloon, even in hard to reach places using various push and filling rod sizes
- Body material is made out of aluminium and eases the positioning of the testing balloon through the pipe system
- Sturdy balloons made of natural rubber are temperature, use and waste water resistant. If the balloon becomes damaged, a simple repair is possible

TECHNICAL DATA

Maximum operating pressure: 15 bar

Push rod length: 10 m

DIN EN 1610

1.5 million km underground piping alone in Germany are waiting for testing (Source: DWA)

A new field for certified HVAC craftsmen: The DIN EN 1610 requires leakage testing with water or air for all ground pipe no later than 2015 (varies per region)


5



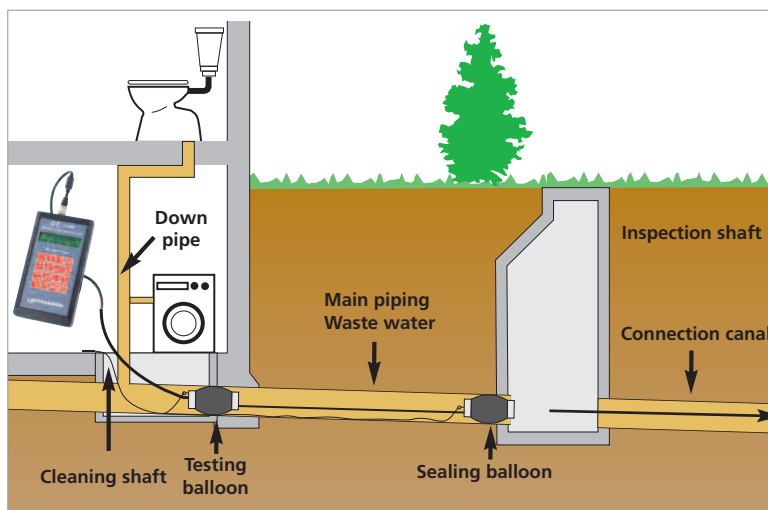
No. 61340

Do you want to become certified? Just ask us!

House connection sets in use



Connection example: House connection test set with ROTEST® GW Digital V2.3 USB



11-part House Connection Test Set (No. 61340) includes:

sealing balloon NW 75-150 (No. 61352), testing balloon NW 75-150 (No. 61359), filling hose (No. 61365), test valve, filling valve (No. 61367), push rod (No. 61380), holding rope (No. 61368), upright pump with pressure gauge (No. 61369), plastic case (No. 61370), cover (No. 91123), plastic case inlay for upright pump (No. 91122)

Model	kg	☐	No.
House Connection Test	7.8	1	61340

Ø Testing/Sealing balloon	Testing balloon No.	Sealing balloon No.
65 - 100	61358	-
75 - 150	61359	61352
90 - 250	61360	61353

Testing & Leak Detection

Leak Detection on Gas Lines

ROTEST®

Leak detection on gas lines

Product Profile

APPLICATION AREA

Ideal for detecting leaks in gas-filled lines, gas cylinders or containers. When a leak is present a blister forms

KEY FEATURES

- Simple use - always ready to use
- Highly sensitive foaming spray for a quick and reliable locating of leaks

TECHNICAL DATA

Detects gases (for example natural gas, inflammable gas, air)
The leak detection spray is neutral against the most common inflammable gases and refrigerants. The only reaction is the building of foam

Model	Contents	 g		No.
ROTEST® leak detection spray	400 ml	470	12	65000

Highly sensitive foam spray:
Quick and reliable location of leaks!



DVGW tested
Reg.-Nr. NG-5170CL0063



ROTEST® Electronic 3

Leak detection on gas lines



Product Profile

APPLICATION AREA

For the detection of gas in room, as well as leaks in pipes. Detects all flammable methane based gases

KEY FEATURES

- Leaks are optically as well as acoustically displayed
- With the help of the 42 cm long, flexible testing head and the integrated lamp, even dark and hard to reach places can be tested
- Quick and precise leak location of even the smallest leak source: The sensitivity of the unit can be adjusted continuously in a range from < 50 ppm - 1 Vol %
- Shock-proof soft case jacket and simple one-handed operation of the unit for use on the building site
- Optical display of battery status

TECHNICAL DATA


Detects: Natural gas, propane, butane, methane, acetone, alcohol, ammonia, benzyl, ethylene, gasoline, hydrogen, industrial solvents, jet fuel, paint thinner, naphtha, toluene

Sensitivity: < 50 ppm – 1 Vol % (Methan)

Power supply: 1 x 9 Volt block battery, type SLM 9 V



Finds leaks easily



Set (No. 66080) includes:
ROTEST® Electronic 3, 9 V battery, plastic carrying case (No. 66085)

Model	 kg	No.
ROTEST® Electronic 3	1.5	66080



Freezing

Freezing Electric

Pipe Freezing Systems

186 - 188

Freezing with Gas

Pipe Freezing Systems

189



Freezing

Freezing Electric

ROFROST® TURBO 1.1/4" and 2"

Pipe freezing system for copper, steel and plastic composite pipes

Product Profile

APPLICATION AREA

Maintenance, repair and expansion work in sanitary and heating installations

Copper pipes:	Ø 10 - 42 mm	ROFROST® TURBO 1.1/4"
	Ø 10 - 54 mm	ROFROST® TURBO 2"
	Ø 3/8 - 1.3/8"	ROFROST® TURBO 1.1/4"
	Ø 3/8 - 2.1/8"	ROFROST® TURBO 2"
Steel pipes:	Ø 1/4 - 1.1/4"	ROFROST® TURBO 1.1/4"
	Ø 1/4 - 2"	ROFROST® TURBO 2"

Plastic pipes, as well as multi-layered composite pipes

KEY FEATURES

Safe freezing: Thermometer on the freezer clamp indicates when the pipe is completely frozen

Reduction inserts in various sizes for all common pipe diameters
With the flexible hose and the simple clamping system even working overhead and in confined spaces is not a problem

The use of heat conductive paste guarantees an optimum icing. It prevents air pockets between the freezing clamps and pipe. The pipe does not need to be sprayed with water

Simple and flexible use in all situations!



Temperature display easy to read and rotatable

Safe, controlled freezing and monitoring

6



Compact design

Portable use, optimal for service industry

Simple clamping system

For use even in confined spaces

For pipes with Ø 10 mm - 54 mm

Reduction inserts in various sizes





Space requirements for freezing clamps

ROFROST® TURBO 1.1/4"

A_{min} = 27 mm
B_{min} = 37 mm

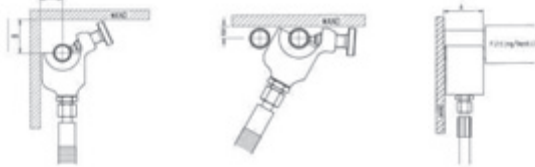
B_{min} = 52 mm

A_{min} = 13 mm

Use on vertical pipes in corners

Use on pipes wall fitting / valve

Use on vertical pipes on walls



Space requirements for freezing clamps

ROFROST® TURBO 2"

A_{min} = 37 mm
B_{min} = 45 mm

A_{min} = 57 mm

A_{min} = 17 mm

Use on vertical pipes in corners

Use on pipes wall fitting / valve

Use on vertical pipes on walls



Excellent overall size for working close to walls or on floors



Can also be used with parallel running pipes and in confined spaces



Trouble-free use near walls, only 52 mm contact surface on pipe required



Anti-kink, diffusion proof mono-tube system with plastic capillary pipes guarantees high flexibility and uninterrupted operation



Model



230 Volt
50/60 Hz

ROFROST® TURBO 1.1/4" with reduction inserts size I, II, III, V, VII, IX, XII (see ROFROST® reduction insert overview)	24.8	62200
ROFROST® TURBO 2" with reduction inserts size A, E, F, G (see ROFROST® reduction insert overview)	25.6	62203
ROFROST® TURBO 2" with reduction inserts size II, III, V, VII, A, E, F, G (see ROFROST® reduction insert overview)	25.8	62206
Expansion set for ROFROST® TURBO with reduction inserts size II, III, V, VII		62230

additional sets upon request

ROFROST® TURBO Reduction Inserts




ROFROST® TURBO 1.1/4"

Reduction insert	Nominal size Cu	Nominal size Cu	Nominal size Fe	g	No.
Size I	10 mm	3/8"	1/8"	190	62217
Size II	12 mm	1/2"	-	180	62211
Size III	14/15 mm	-	1/4"	170	62212
Size IV	16 mm	5/8"	-	170	62219
Size V	18 mm	-	3/8"	165	62213
Size VI	20 mm	3/4"	-	155	62224
Size VII	22 mm	7/8"	1/2"	145	62214
Size VIII	-	1"	-	125	62226
Size IX	28 mm	-	3/4"	110	62215
Size X	-	1.1/8"	-	90	62227
Size XI	32 mm	1.1/4"	-	80	62221
Size XII	35 mm	1.3/8"	1"	65	62216

ROFROST® Heat Conductive Paste

Description	g	kg	No.
ROFROST® Heat Conductive Paste	150 ml	130	1 62291



ROFROST® TURBO 2"

Reduction insert	Nominal size Cu	Nominal size Cu	Nominal size Fe	g	No.
Size A	28 mm	-	3/4"	190	62231
Size B	-	1.1/8"	-	180	62232
Size C	32 mm	1.1/4"	-	170	62233
Size D	35 mm	1.3/8"	1"	170	62234
Size E	42 mm	-	1.1/4"	165	62235
Size F	-	-	1.1/2"	155	62236
Size G	54 mm	2.1/8"	-	145	62237

The reduction insert size E, 42 mm serves as an adaptor piece for fitting ROFROST® TURBO 1.1/4" reduction inserts size I – size XII

Heat conductive paste enables fully automatic freezing without spraying!



No. 62291



Freezing

Freezing Electric

ROFROST® ECO

The compact and refrigerant-free freezing unit for copper, steel and multi-layered composite pipe



Refrigerant-free!



Product Profile

APPLICATION AREA

Maintenance, repair and expansion work in sanitary and heating installation

KEY FEATURES

- ROFROST® ECO works without refrigerant, no more refrigerant-caused service costs
- Defrost function: Follow-up work can begin quickly
- Extremely handy, light and quiet and weighs only 11 kg
- Quick freezing

KEY FEATURES

- Acoustic freeze monitoring
- With the flexible hoses and the simple clamping system even working overhead and in confined spaces are not a problem
- Reduction inserts in various sizes for all common pipe diameters
- The use of heat conductive paste guarantees an optimum icing. It prevents air pockets between the freezing clamps and pipe. The pipe does not need to be sprayed with water

TECHNICAL DATA

- Power requirement:** 700 W
- Voltage:** 90 - 250 V / 50 Hz
- Temperature range:** 0 - 25° C (ambient temperature)
- Copper pipes:** Ø 8 - 22 mm
- Steel pipes:** Ø 1/16 - 1/2"
- Plastic pipe as well as multi-layered composite pipe**

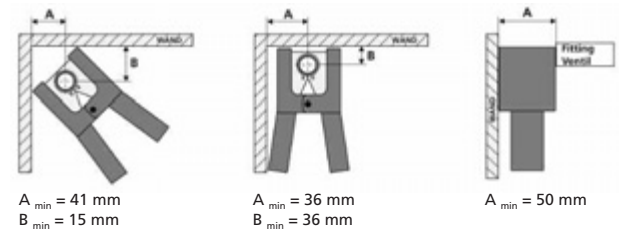
Defrost function

The pipe is defrosted in approx. 1 minute



6

Space requirements for the ROFROST® ECO freezing clamps



Freezing with ROFROST® ECO



Freezing clamps can be use one-handed

Clear control panel with a digital display of the temperature on the freezing clamps



Scope of delivery (No. 1500000089): Basic unit ROFROST® ECO, Reduction inserts size 3, size 5, size 7, Heat conductive paste (No. 62291)

Model	kg		No.
ROFROST® ECO	11.0	1	1500000089
Heat Conductive Paste	0.13	1	62291

ROFROST® ECO Reduction Inserts

Reduction insert Size	Cu	Cu	Fe	g	No.
Size 1	8 mm	-	1/16"	70	1500000100
Size 2	10 mm	3/8"	1/8"	62	1500000101
Size 3	12 mm	1/2"	-	52	1500000102
Size 4	14 mm	-	-	52	1500000103
Size 5	15 mm	-	1/4"	48	1500000104
Size 6	16 mm	5/8"	-	46	1500000105
Size 7	18 mm	-	3/8"	42	1500000106
Size 8	20 mm	3/4"	-	40	1500000107

ROFROST® Dry Ice Set

Freezing unit for the freezing of pipes up to 2" without electricity

Product Profile

APPLICATION AREA

Maintenance, repair and expansion work in sanitary and heating installation. No electrical connection required!

KEY FEATURES

- Flexible use, freezing possible without electricity!
- Because of the low temperature (up to -79° C) the dry ice enables a faster freezing as every other electrical freezing unit that uses refrigerant
- Piping up to 2" can be frozen with just one unit
- Freezer heads made out of extremely cold-resistant special plastic

TECHNICAL DATA

Copper pipes: Ø 10 mm - 60 mm

Ø 1/2 - 2.1/8"

Steel pipes: Ø 1/8 - 2"

Plastic pipes, as well as plastic composite pipes

19-part set (No. 65030) includes: 2 handles with feed valves (No. 65032), 2 high pressure hoses (No. 65033), 10 pairs of freezer heads (2 for each pipe dimension), stopper for one-sided freezing (No. 65049), wrench (No. 65045), internal hexagonal screwdriver (No. 65046), T-piece (65034), Plastic carrying case (65031)

for Copper pipes		for Steel pipes		kg	No.
Ø mm	Ø inch	Ø inch	Ø inch		
10 - 60	1/2 - 2.1/8"	1/8 - 2"		4.9	65030

ROFROST® Freezer Heads

Size	for Copper pipes		for Steel pipes		g	No.
	Ø mm	Ø inch	Ø inch	Ø inch		
1	10 - 12	1/2"	1/8"	60		65035
2	14 - 15	-	1/4"	60		65036
3	16 - 18	5/8"	3/8"	70		65037
4	22	3/4 - 7/8"	1/2"	70		65038
5	28	1.1/8"	3/4"	110		65039

Set without carbon dioxide bottles!



Use carbon dioxide bottles only with stand pipes



Freezer Heads



Size	for Copper pipes		for Steel pipes		g	No.
	Ø mm	Ø inch	Ø inch	Ø inch		
6	35	1.3/8"	1"	110		65040
7	42	1.5/8"	1.1/4"	210		65041
8	-	-	1.1/2"	210		65042
9	54	2.1/8"	-	250		65043
10	60	-	2"	250		65044

ROFROST® Handy

The fast, portable freezing system for copper pipes Ø 15 - 28 mm and steel pipes 1/4 - 3/4"

Product Profile

APPLICATION AREA

Pipe freezing system is ideally for quick repairs and small expansion tasks

KEY FEATURES

- Freezing is possible in the smallest spaces
- Space saving case

10 piece set (No. 64020) includes: Quick Freeze freezing spray (No. 64001), Freezing head 1/4" (No. 64021), Freezing head 3/8" (No. 64022) Freezing head 1/2" (No.64023) Freezing head 3/4" (No. 64024), internal hexagonal screwdriver (No. 65046), Foam inlay (No. 64026), Plastic carrying case without inlay (No. 30898), Inlay for plastic carrying case (No. 62045), ROTHENBERGER fleece cloth (No. 93915)



Model	g	No.
ROFROST® Handy	2,400	64020
Quick Freeze Freezing Spray	500	64001





Inspection & Locating

System Overview Video Inspection	192 - 193
Video Inspection	
ROSCOPE® 1000 Overview	194 - 195
Inspection Module for ROSCOPE® 1000	196 - 197
Locating Module for ROSCOPE® 1000	198 - 199
ROCAM® Pipe Inspection Camera	200 - 203
Accessories for ROCAM® Pipe Inspection Camera	204 - 205



Inspection & Locating

System Overview Video Inspection

ROSCOPE® 1000

Modular system for inspecting pipes and hollow spaces

KEY FEATURES

- Photos and videos can be easily stored on the SD card
- Various modules for different pipe dimensions and cable lengths
- Camera head and base unit are waterproof in accordance with IP 68 / 65
- Module TEC 1000 and Module Pipe 25/16 have self-leveling pictures
- Module ROLOC PLUS for precise locating of the camera head
- Headset connection for adding audio commentary to the inspection



Which ROSCOPE® system for which application area?



1 **Module TEC 1000**
Cable length / range: 0.9 m
Working range: hollow spaces
Page 196



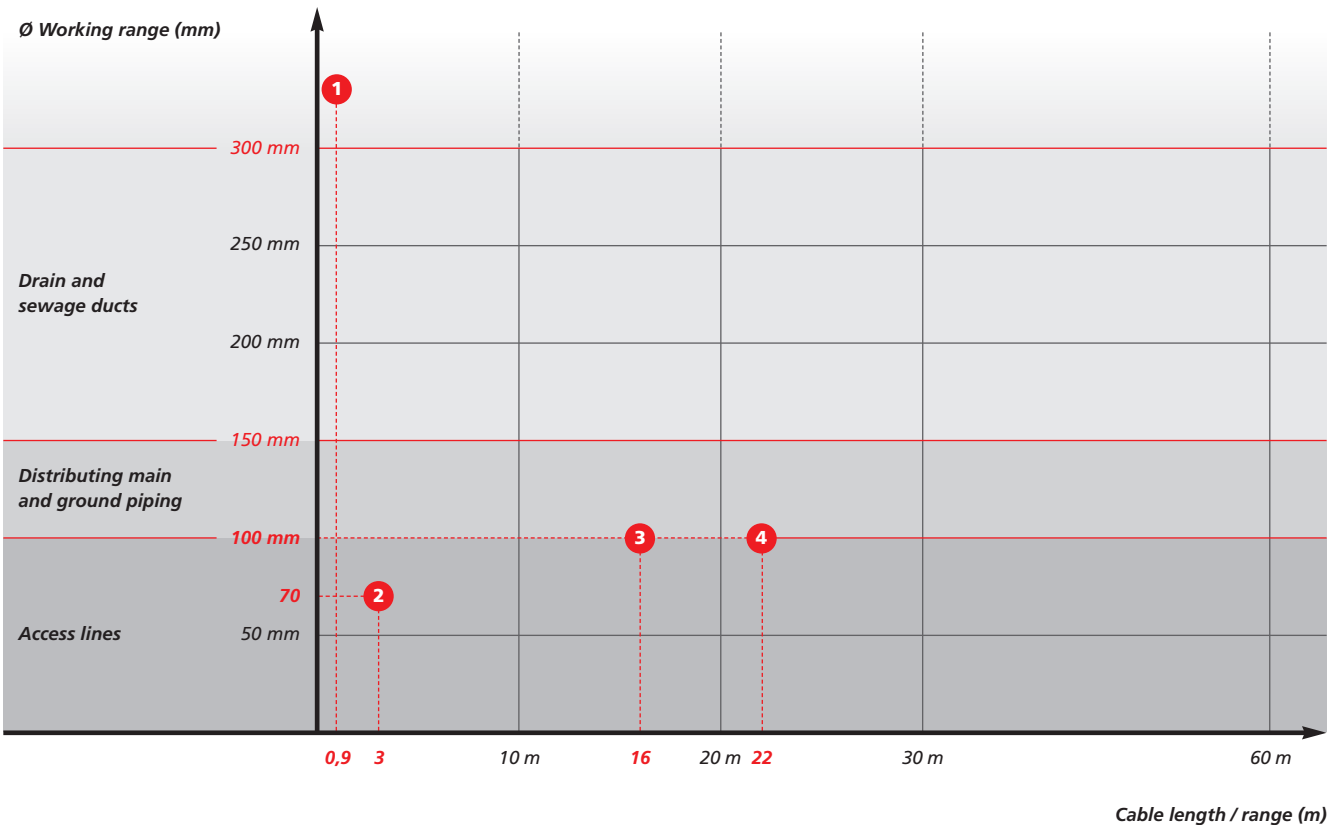
2 **Module Pipe 20/3**
Cable length / range: 3 m
Working range: up to Ø 70 mm



3 **Module Pipe 25/16**
Cable length / range: 16 m
Working range: up to Ø 100 mm
Page 197



4 **Module Pipe 25/22**
Cable length / range: 22m
Working range: up to Ø 100 mm
Page 196



7

ROCAM®

Camera for the inspection of pipes

KEY FEATURES

- Professional documentation with the logging software and data recording
- Self-leveling picture
- Recording of videos and photos
- Can be used immediately, no mounting of the reel is necessary
- Fits various pipe diameters
- ROCAM® 3 Multimedia with an integrated transmitter for the precise locating of the camera head



Which ROCAM® for which application area?



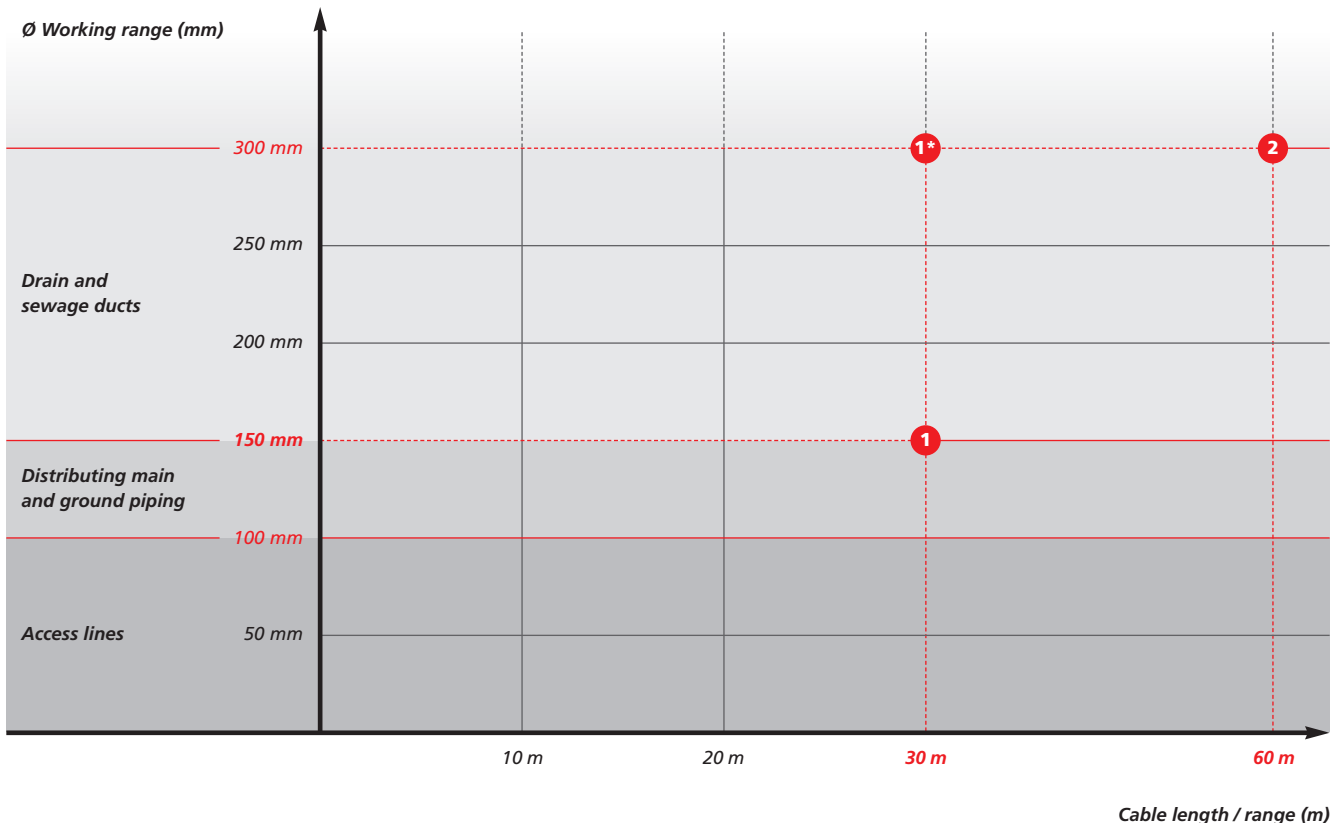
- 1** **ROCAM® 3 Multimedia**
Cable length / range: 30 m
Working range: up to Ø 150 mm
(*Can be optionally used with the SL-40 camera head up to Ø 300 mm)
Page 200



- 2** **ROCAM® Plus**
Cable length / range: 60 m
Working range: up to Ø 300 mm
Page 202



ROCAM® 3 Multimedia with removable control unit



Inspection & Locating

Video Inspection

ROSCOPE® 1000

The MULTIFUNCTION technology unites inspection technology and locating technology in one unit



Product Profile

APPLICATION AREA

The ROSCOPE® 1000 System covers almost all inspection techniques within living and working spaces. The ROSCOPE® 1000 can also be used with the ROLOC PLUS module for locating piping and camera head systems

KEY FEATURES

- The ROSCOPE® system is very handy and highly versatile
- Numerous inspections can be documented professionally and with multimedia

TECHNICAL DATA

Display: 3.5" TFT-LCD colour display
Video format: AVI
Picture format: JPEG, 720 x 480 pixels
Connection: Mini-USB, AV-Out, SD-card slot, headset plug
Power supply: Li-ion battery 3.7 V / 4.2 Ah

Versatile and user-friendly!

3.5" TFT-LCD colour display

720 x 480 pixel resolution (JPEG)

Ergonomically arranged function keys

Single handed use without problem

Slip-free, ergonomical handle

For comfortable and effort saving operation - even over long periods of time

Protection against splash water as per IP 65

For safe use in wet surroundings

5-pin connection

Previous ROTHENBERGER modules can be used

Can be switched to black and white

Improves contrast by difficult lighting conditions

SD-card slot

Even more storage space for your recordings

Headset connection

Personal, explanatory audio commentary can be added

Powerful Li-ion battery

For an extra long battery life of 3-5 hours



Accessories



Model		No.
Headset	1	69616
Li-ion battery	1	69618
Charger	1	69619

For Inspection: MULTIVIEW

Modular concept for visual inspection of pipes, hollow spaces and pipes

KEY FEATURES

5 different modules for the ROSCOPE® 1000 base unit

- With the Module Micro 5.5/1 you have access to the tightest spaces, for example in engine compartments
- Hollow space inspection with self-leveling picture with the Module TEC 1000
- Inspection of pipes up to \varnothing 100 with Module Pipe 25/16 or 25/22
- Waterproof pipe module for pipe inspection in 90° bends from \varnothing 40

Hollow spaces

Module Micro 5.5/1



Module TEC 1000



Pipes

Module TEC 1000 (extended)



Module Pipe 20/3



Module Pipe 25/16



Module Pipe 25/22



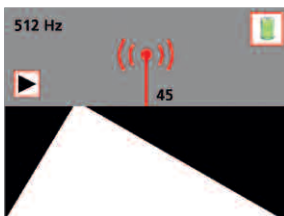
For Locating: ROLOC PLUS

Positioning module for sondes and pipelines

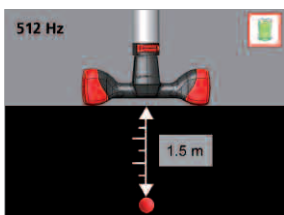
KEY FEATURES

- The unit guides through the locating process reliably
- Minimises the effort needed for evacuations or locating damaged areas on the pipe with pin-point locating of the camera head
- Pin-point locating of the specific location with the depth measurement function

Target is right of the running direction. Correction of your direction to the right is necessary



Camera head is 1.5 m deep



Inspection & Locating

Video Inspection

Self-leveling camera head



No. 69615

Inspection of hollow spaces



Camera head with high-performance LEDs



ROSCOPE® 1000 Set TEC 1000

High-performance camera for the inspection of hollow spaces and hard to reach areas

Product Profile

KEY FEATURES

- Self-leveling camera head
- Waterproof camera head as per IP 68
- Recording and playback of the inspection on video (AVI) or photo (JPEG)
- Extension of the goose neck up to a maximum of 9 m

TECHNICAL DATA

Display:	3.5" TFT LCD colour display (technical data about basic unit available on page 194)
Camera head:	Ø 17 mm, self-leveling and waterproof, with 4 LED lights
Brightness:	100 LUX (0.5 m)
Cable length:	0.9 m
Power supply:	Li-ion battery 3.7 V / 4.2 Ah
Weight:	0.9 kg

Scope of delivery ROSCOPE® 1000 set TEC 1000 (No. 69600): ROSCOPE® 1000 basic unit, Module TEC 1000, battery, charger, plastic carrying case

Model		No.
ROSCOPE® 1000 Set TEC 1000	1	69600
Module TEC 1000	1	69601
Extension TEC 1.8 m	1	1500000010
Set (hook, magnet, mirror)	1	69615
Module Pipe 20/3	1	69385
Module Micro 5.5/1	1	69376

7



22 m long cable!



Inspection of rain downpipes



Inspection of rain drainage pipes



ROSCOPE® 1000 Set Pipe 25/22

High-performance camera for the inspection of pipes from Ø 40 up to 100 mm. With the Module TEC 1000

Product Profile

KEY FEATURES

- Recording and playback of the inspection on video (AVI) or photo (JPEG)
- Extremely flexible camera head for 90° bends starting from Ø 40 mm

TECHNICAL DATA


Display:	3.5" TFT LCD colour display (technical data about basic unit available on page 194)
Camera head:	Ø 25 mm, waterproof, with 8 LED lights
Brightness:	100 LUX (0.5 m)
Cable length:	22 m
Cable diameter:	5.5 mm
Power supply:	Li-ion battery 3.7 V / 4.2 Ah
Weight:	3.1 kg

Scope of delivery ROSCOPE® 1000 set Pipe 25/22 (No. 1000000009): ROSCOPE® 1000 basic unit, Module Pipe 25/22, Module TEC 1000, battery, charger, plastic carrying case

Model		No.
ROSCOPE® 1000 Set Pipe 25/22 + Module TEC	1	1000000009
Module Pipe 25/22	1	69603
Guide skid for Module Pipe 25/16 and 25/22	1	74629

ROSCOPE® 1000 Set Pipe 25/16

High-performance camera for the inspection of pipes from Ø 40 up to 100 mm. With an integrated transmitter for the precise locating of the camera head. With Module TEC 1000



Product Profile

KEY FEATURES

- Recording and playback of the inspection on video (AVI) or photo (JPEG)
- Extremely flexible camera head for 90° bends starting from Ø 40 mm
- Can be used with guide skid up to Ø 100 mm
- Self-leveling picture
- Integrated transmitter for the precise locating of the camera head
- ROSCOPE® 1000 basic unit can also be used as control unit for the ROLOC PLUS locating module

TECHNICAL DATA

Display:	3.5" TFT LCD colour display (technical data about basic unit available on page 194)
Camera head:	Ø 25 mm, self-leveling and waterproof, with 4 extra bright LED lights
Brightness:	125 LUX (0.5 m)
Cable length:	16 m
Cable diameter:	8.5 mm
Frequency:	512 Hz
Power supply:	Li-ion battery 3.7 V / 4.2 Ah, 2 AA batteries (transmitter)
Weight:	3.9 kg

Switch to black and white

Improves the contrast by difficult lighting conditions

Simple locating of the camera head with the integrated transmitter!

Battery compartment

For the power supply of the integrated transmitter (2 AA batteries included in delivery)

Rubberized base

Stable stand without slipping and damaging the surface

Inspection from floor drains



Inspection of rain drainpipes



Integrated transmitter

For the precise locating of the camera head



Self-leveling camera head

Picture is always upright, no loss of orientation



Guide skid for Module Pipe 25/16 and 25/22

For centring of the camera head, better illumination of the pipe



No. 74629

Scope of delivery ROSCOPE® 1000 Set Pipe 25/16 (No. 1000000064): ROSCOPE® 1000 basic unit, Module Pipe 25/16, Module TEC 1000, battery, charger, plastic carrying case

Model		No.
ROSCOPE® 1000 Set Pipe 25/16 + Module TEC	1	1000000064
Module Pipe 25/16	1	1500000052
Guide skid for Module Pipe 25/16 and 25/22	1	74629

Inspection & Locating

Video Inspection

ROSCOPE® 1000 Set ROLOC PLUS

Easy to use pipe and sonde locating device. Available as a complete unit, as well as locating module for the ROSCOPE® 1000 base unit

Product Profile

KEY FEATURES

- Pin-point location of the sonde
- Precise depth measurement
- Different frequencies can be chosen
- Simple and clear menu design guides step-by-step through the locating process
- Telescopic function makes transporting in case easier

TECHNICAL DATA

Display:	3.5" TFT LCD colour display (technical data about basic unit available on page 194)
Frequencies:	512 and 650 Hz, 33 kHz active, 50/60 Hz passive
Power supply:	Li-ion battery 3.7 V / 4.2 Ah
Dimensions:	95 x 32 x 30 cm (operating mode) 67 x 32 x 9 (transportation mode)
Weight:	1.4 kg

Included in set: Module TEC 1000

Formable camera module for the ROSCOPE® 1000 basic unit for the inspection from hollow spaces and hard to reach areas

TECHNICAL DATA

Camera head:	Ø 17 mm self-leveling and waterproof, with 4 LED lights
Brightness:	100 LUX (0.5 m)
Cable length:	0.9 m



Locating module is included with the ROSCOPE® 1000 basic unit!

Simple menu guidance

Guides step-by-step to targeted position



Multi-frequencies

Locating of the most common camera heads

Telescopic function

For easier transport in case

Depth measurement

Pin-point location of the transmitter position

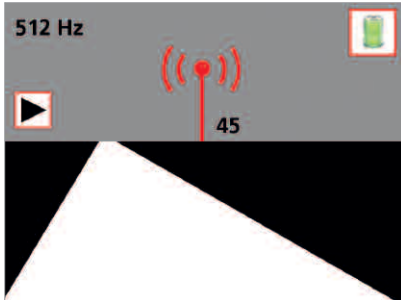
Scope of delivery ROSCOPE® 1000 Set ROLOC PLUS (No. 1000000065): ROSCOPE® 1000 basic unit, Module ROLOC PLUS; Module TEC 1000, battery, charger, plastic carrying case

Model		No.
ROSCOPE® 1000 Set ROLOC PLUS + Module TEC 1000	1	1000000065
Module ROLOC PLUS	1	1500000057

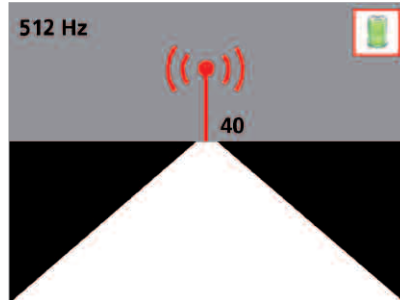
Self explanatory and simple:

- The 3.5" colour display shows the direction of the transmitter
- The highest peak of the signal strength shows the position of the transmitter
- With a push of a button the depth of the camera head is displayed

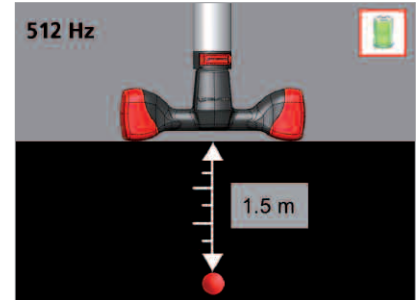
Target is right of the running direction. Correction of your direction to the right is necessary



Target is in the running direction. No correction is necessary



Depth measurement with a push of the button



Positioning of camera heads:

- Module ROLOC PLUS is adjustable to different frequencies and thereby compatible with the most common camera heads
- Even sondes from other suppliers can be located (manufacturer independent)

512 Hz: ROSCOPE® 1000
Set Pipe 25/16



640 Hz: ROCAM® mobile



33 kHz: ROCAM® 3 Multimedia



33 kHz: ROCAM® Plus



Inspection & Locating

Video Inspection

ROCAM® 3 Multimedia

Inspection camera for pipes from Ø 50 up to 150 mm and/or from Ø 150 up to 300 mm. With integrated transmitter for the precise locating of the camera head

Product Profile

KEY FEATURES

- Removable monitor unit for working in confined spaces
- Recording of photos and videos
- Logging software
- Data recording with the keyboard
- Audio commentary of the inspection is possible
- 4x zoom function
- Precise determination of the camera head distance with the digital meter counter fade-in on display

TECHNICAL DATA

Display:	10.4" TFT LCD colour display, removable
Camera head:	Ø 30 mm (standard) with 25 LED lights, Ø 40 mm (optional) with 36 LED lights, self-leveling and waterproof
Brightness:	175 LUX (0.5 m), camera head Ø 30 mm 666 LUX (0.5 m), camera head Ø 40 mm
Cable length:	30 m
Cable diameter:	7 mm
Power supply:	NiMH battery 12 V / 6 Ah
Weight:	13 kg

Simple locating of the camera head with the integrated transmitter!

Removable control unit with 10.4" TFT LCD colour display

Simple use in hard to reach places

Recording of photos and videos

Simple documentation of the inspection on a USB stick

Digital meter count fade-in

Precise determination of the camera head distance

Protection against splash water (IP65)

For use in wet, dirty surroundings and easy, fast cleaning

Strong push cable Ø 7 mm, 30 m long

Precise and reliable camera guidance in pipe and duct



Integrated transmitter

For the precise locating of the camera head

Mechanical self-leveling of the picture

Picture is always upright, no loss of orientation

Exchangeable head system

Universal connection for attaching various camera heads

Model

No.

ROCAM® 3 Multimedia

1500000118


With large 10.4" colour display!

Removable control unit

Makes working in tight spaces easier

- The camera base does not need to be near the user since all of the control elements such as recording, playback or LED regulation are integrated in the compact control unit
- Photos and videos of the inspection can be saved on the USB stick and immediately played back with just a push of a button
- The 10.4" TFT LCD colour display offers optimum conditions for a quick and simple analysis of the observations

ROCAM® 3 Multimedia with removable control unit



Keypad of the control unit



Locating of the integrated camera head with Module ROLOC PLUS



With exchangeable head system!

Product Profile

KEY FEATURES

- Exchangeable head system: Universal connection for attaching various camera heads
- The mechanical, **self-leveling** picture enables a quick adjustment of the picture in comparison to digital technology
- Optional Ø 40 mm camera head for large pipe diameters



Mechanical leveling of the picture



Model	No.
Camera head Ø 30 mm	1500000123
Camera head Ø 40 mm	1500000122

Logging software included!

Logging software

- Simple creation of a log during the inspection and as a supplement to photos and videos
- Listing of observations, including automatic transfer of the meter count
- Preloaded terms for a saved damage catalogue for uniform logging

Inspection & Locating

Video Inspection

ROCAM® Plus

Inspection camera with battery and mains operation for pipes from Ø 25 up to 300 mm



Product Profile

APPLICATION AREA

Camera system for cost-effective inspection and damage analysis over long distances with self-leveling camera head and optional data archiving per ATV

KEY FEATURES

- Powerful, self-leveling camera head
- Precise and reliable guidance of the camera in pipe and drains
- Curve flexibility 90° starting from 40 mm with the Mini Module 1.4 (as standard included)
- Conserves battery: saves energy with the automatic shut-off
- Mobile and battery operation up to 2.5 hours, 12 V adaptor with on-board charger
- Precise determination of the camera head distance with the digital meter count fade-in on display
- Excellent contrast and sharp, continuously adjustable light intensity of the diodes

KEY FEATURES

- For the documentation of the inspection on video
- Direct data exchange with laptop / PC, etc., possible

TECHNICAL DATA

Display:	5.6" TFT LCD colour display
Camera head:	Ø 40 mm, self-leveling and waterproof, with 35 LED lights
Brightness:	666 LUX (0.5 m)
Cable length:	60 or 100 m
Cable diameter:	7.5 mm
Frequency:	33 kHz (optional)
Power supply:	NiMH battery 12 V / 3 Ah or Mains operation 100-240 V / 50-60 Hz starting at 20 kg
Weight:	

7



Duo-Power

Portable and mobile operation up to 2.5 hours. 12 V adaptor for on-board charger

Automatic shut-off when the hub is closed

Conserves battery and saves energy

Mini Module 1.4, 5 m long

Curve flexibility 90° starting from Ø 40 mm

Strong push cable 60 or 100 m long

Precise and reliable guidance of the camera in pipe and drains, even over long distances

Self-leveling camera head

Picture is always upright, no loss of orientation

TFT LCD colour display

Excellent contrast and sharpness

Digital meter count fade-in

Precise determination of the camera head distance

Video In / Video Out

For the documentation of the inspection on video. On laptop / PC with accessory No. 1000000082

COM port / RS232

Direct data exchange with laptop / PC, etc., possible



Pivoting Rotor Head

Steerable camera head for the inspection of pipes from Ø 100 up to 400 mm

Product Profile

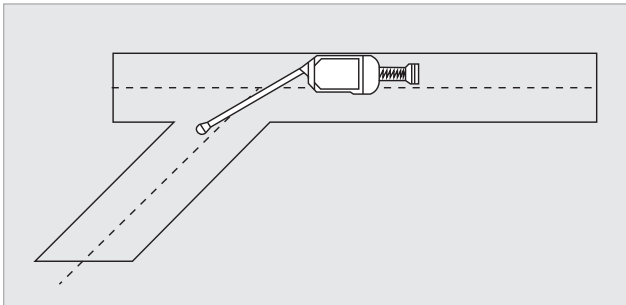
APPLICATION AREA

Camera head for the inspection of private drainage systems with pivoting rotor head function as per DIN EN 1610

KEY FEATURES

- With the rotation and pivot function it is optimal for the visual inspection of pipe connections
- Simply look in pipe branches
- Effortless inspection of individual details
- Bending rod (optional) enables branches to be navigated

Functional principle of the bending rod



*69740 und 69840

DIN EN 1610 capable!



Optimal overview with 360° rotatable and 270° pivotal area



Model	No.
Pivoting rotor head for ROCAM® Plus	1500000242
Bending rod for pivoting rotor head	1500000243

Model	Ausführung	kg		No.
ROCAM® Plus with meter counter	60 m cable length	20	1	69725
ROCAM® Plus with meter counter	60 m cable length, with PC keyboard and professional drain software	21	1	69740
ROCAM® Plus with meter counter	100 m cable length	25	1	69825
ROCAM® Plus with meter counter	100 m cable length, with PC keyboard and professional drain software	26	1	69840

Accessories see 204 – 205

ROCAM® Plus in use



Mini Module 1.4 for the inspection of the smallest pipes



Professional drain software in accordance with ATV



Functional principle of the camera head



Inspection of a rainfall drains



ROCAM® Camera Heads

Camera heads made of high-quality materials for professional inspection of pipes from Ø 70 up to 300 mm

Product Profile

KEY FEATURES

Excellent brightness:

- The ROCAM® camera head Ø 30 mm has over 25 ultra bright LED lights, that effortlessly illuminate pipes up to Ø 150
- The camera head can be mounted with a Ø 40 mm camera head for larger pipe diameters

Pressure tight screw slip-ring connection:

- Pressure tight connection (3 bar) between camera head and push cable
- High resistance to shock and impact
- Quick and tool-less exchange of the camera heads
- No burden from electrical connections

High flexibility and resistant:

- Flexible spring provides 90° curveability in pipes up to Ø 70 mm when enough stability is provided
- Pressure tight up to 3 bar with the stainless steel casing
- Scratch and impact resistant with the sapphire glass objective

KEY FEATURES

Mountable transmitter:

- Optional 33 kHz transmitter can be used to determine the length of the camera head (90° from Ø 70)
- In small pipe diameters the transmitter can also be used without the camera head to determine the course of the pipe without a visual inspection

TECHNICAL DATA

Camera head:	Ø 30 mm (standard) with 25 LED lights Ø 40 mm (optional) with 36 LED lights self-leveling and waterproof
Brightness:	175 LUX (0.5 m), camera head Ø 30 mm 666 LUX (0.5 m), camera head Ø 40 mm

Always an upright picture!

Sapphire glass

Scratch and impact resistant for a long service life and professional use

Screw slip-ring connection

Pressure tight, durable connection without the burden of an electrical circuit

Stainless steel casing

Robust, durable and pressure tight (3 bar)

Flexible spring

90° curveability in pipes starting from Ø 70 mm

High-performance LED lights

High-performance LED lights for pipes up to Ø 300 mm

Model

No.

Camera head Ø 30 mm	1500000123
Camera head Ø 40 mm	1500000122

Excellent illumination




Pressure tight screw slip-ring connection



High flexibility and durability



Mountable transmitter



Rolling Skids

Recommended for distances from 30 m

APPLICATION AREA

Rolling skids RS40/150 for pipe diameters Ø 150 - 200 mm
Rolling skids RS40/200 for pipe diameters Ø 200 - 300 mm

KEY FEATURES

- Optimized view of the pipe section
- Less pushing resistance with the fully rubberized wheels



No. 69118

No. 69119

Model			No.
For camera heads Ø 40 mm:			
Rolling skids RS40/150	700	1	69118
Rolling skids RS40/200	700	1	69119

Brush Attachments


To improve the overview in pipes from Ø 100 – 200 mm

APPLICATION AREA

Brush attachment Ø 100 for use in pipe 100 - 150 mm
Brush attachment Ø 150 for use in pipe 150 - 200 mm

KEY FEATURES

- Optimized view of the pipe section through centring in the pipe
- Dirt will not accumulate in front of the lens
- Good curveability with the brush flexibility



Brush attachment spiral feather (rear)
No. 69113

Brush attachment camera head (front)
No. 69117

*Use with guidance skid No. 69112

Model			No.
Brush attachment Ø 100*	200	1	69113
Brush attachment Ø 150*	300	1	69117

Rolling Skids ROCAM® 3 Multimedia and ROCAM® Plus


For centring of the camera head in pipes for a better overview and illumination

APPLICATION AREA

Guide skid for pipe diameters Ø 70 - 150 mm
Guide skid with brush attachment for pipe diameters Ø 70 - 200 mm

KEY FEATURES

- Optimized view of the pipe section through centring in the pipe
- Dirt will not accumulate in front of the lens



No. 69112

No. 1500000120 / 69111

Model			No.
For camera head Ø 30 mm:			
Guidance skid for Ø 150 mm	200	1	1500000120
For camera head Ø 40 mm:			
Guidance skid for Ø 70 mm	200	1	69111
Guidance skid for Ø 70 mm, extended	200	1	69112

Battery and Charger ROCAM® 3 Multimedia and ROCAM® Plus

KEY FEATURES

- Extend the mobile operation spare battery
- No unintentional release of the battery, battery lock with click mechanism
- External battery charger, independent charging of the battery, higher mobility

TECHNICAL DATA

Battery: 12 V / 3 or 6 Ah NiMH
Running time: up to 2.5 hours
Charger / charging time: 12 V / 1-1.5 Std.



No. 69550

No. 69555

Model			No.
ROCAM® Plus NiMH battery 12 V / 3 Ah	800	1	69550
ROCAM® Plus charger 12 V	750	1	69555
ROCAM® 3 M. NiMH battery 12 V / 6 Ah	800	1	1500000121



ROTHENBERGER
R600



Flushing & Pipe Cleaning

Flushing

Flushing Compressor	208
Cleaning Chemicals	209

Decalcifying

Decalcifying Pumps	210
Decalcifying Chemicals	211

Pipe Cleaning Manual

Pipe and Drain Cleaning Units	212 - 214
-------------------------------	-----------

Pipe Cleaning Electric

Pipe and Drain Cleaning Machines	215
Portable Drain Cleaning Machines	216 - 219
High Performance Pipe Cleaning Machine	220
Pipe & Sewer Cleaning Machines	221
Accessories Pipe Cleaning Electric	222 - 223

Pipe Cleaning Spirals

Spirals	224 - 225
---------	-----------

Drain Cleaning Tools

Heads & Augers	226 - 230
Tool & Spiral Sets	231 - 232
Accessories Pipe Cleaning Spirals	233

High Pressure Drain Cleaning

High Pressure Drain Cleaners	234 - 236
High Pressure Cleaning Units	237 - 240
Accessories High Pressure Pipe Cleaning	241 - 243



Flushing & Pipe Cleaning

Flushing

ROPULS Flushing Compressor

For scouring and cleaning of heating systems and flushing of drinking water pipes according to DIN 188-2



Product Profile

KEY FEATURES

- One Unit - three uses for safety and energy efficient:
Flushing of floor heating systems / heating circuits
Flushing of drinking water pipes as per DIN 1988-2
Sanitizing of drinking water pipes
- Compact dimensions and practical carriage for simple handling during transport and at the building site
- Two flushing speeds (impulse and long-term flushing) for good cleaning results
- Simple to use with the clearly arranged control panel

TECHNICAL DATA

Pipe connection:	R 1" GK coupling
Max. pipe diameter:	DN 65 / 2"
Max. flow rate:	5 m / h
Max. water pressure:	7 bar
Max. water temperature:	30° C
Safety class:	IP 22
Oil deposition rate:	99.9%
Particle retention rate:	0,3 µm compressor
Max. operating pressure:	8 bar
Motor rating:	1.1 kW
Power supply:	230 V - 50 / 60 Hz
Dimensions (H x W x D):	630 x 380 x 340 mm

Large LED display for flow rate amounts and metering impulse, membrane keyboard with program selection keys

Clearly arranged control panel

Chemical cleaning possible with ROCLEAN attachment!



For removing deposits in floor heating and radiators

Clean heating systems save energy

Loosening and flushing of construction material before the initial start up

Clean, perfect hygienic pipe systems for the field of drinking water

Flushing of drinking water pipes with pulsing compressed air water mix as per DIN 1988-2

Safety for plumbers and plant operators

Compressor is also for tools run on compressed air

Absolutely oil and water free air supply

Quick connect NW 7.2

For connecting pneumatic tools

Function switch

Enables you to change ROCLEAN functions easily

Ideal for removing deposits from floor heating!

Scope of delivery (No. 1000000145) ROPULS flushing compressor, 2 x 1 m fabric hose 1" with GK coupling

Description	kg	No.
ROPULS flushing compressor with hoses	28	1000000145

ROPULS ROCLEAN

On the water access side of the ROPULS flush compressor is a pressure regulator. This holds the pressure of the fresh water supply at a constant 2 bar and guarantees a constant metered dose. The ROCLEAN injector is attached to the water exit side. The injector constantly meters the bottle contents and safeguards the system being clean

ROCLEAN injector with compressed air hose



Pressure regulator 2 bar



Cleaning and Preservation with ROPULS ROCLEAN

Cleaning chemicals for radiator heating systems




For cleaning incrustations and tough deposits. Suitable for all standard pipe materials. Does not stay in system. One bottle per 100 l system volume.



Cleaning chemicals for surface heating systems



For cleaning of deposits and bio films. Suitable for all standard pipe materials. Does not stay in system. One bottle per 100 l system volume.



Preservative for radiators and surface heating systems




Maintains the cleaned condition and protects the system. One bottle is sufficient for 100 l system volume.



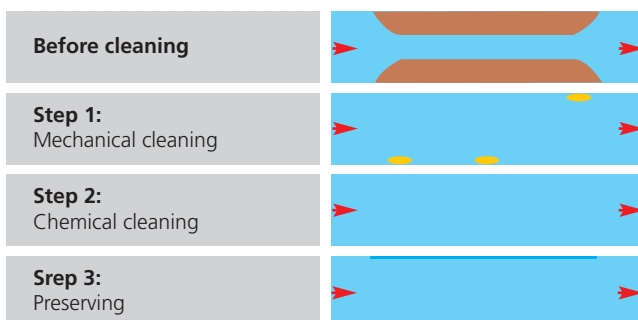
Disinfection of drinking water systems



Does not stay in system. One bottle per 100 l system volume.



Cleaning and preservation steps:



Bezeichnung	Farbcode	kg	l	No.
ROCLEAN injector		1,1	1	100000190
Pressure regulator 2 bar		0,3	1	150000203
Chemical cleaning:				
– Radiator heating systems	Orange	6,3	6	150000200
– Surface heating systems	Green	6,3	6	150000201
Preservative	Blue	6,3	6	150000202
Disinfection	Yellow	6,3	6	150000157

Flushing & Pipe Cleaning

Decalcifying

ROCAL 20 / ROMATIC 20

Decalcifying pump with flow direction change



Product Profile

RANGE OF USE

For the quick decalcifying of heat exchangers, water pipes, water tanks, heat and cooling systems

KEY FEATURES

- With the help of the flow reversal (change of the direction of flow) even very hard calcifications and deposits can be loosened
- Only ROMATIC: Running time of the pump and flow reversal can be programmed, which enables comfortable operation
- Approved for fluid temperatures up to 50° C for especially efficient decalcifying
- Constant circulation of the decalcifying chemical prevents damage that can be caused by the development of gas during decalcification

TECHNICAL DATA

Connection:	R 1/2"
Tank volume:	15 l
Power supply:	230 V 50 / 60 Hz
Motor rating:	150 Watt
Volume flow:	40 l / min.
Delivery height:	10 m



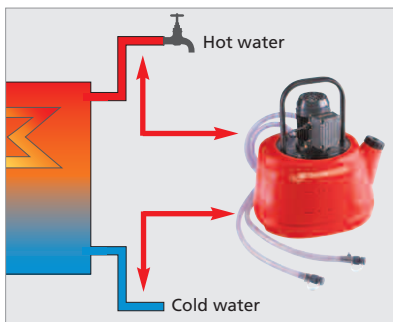
Automatic flow reversal!

Fig. ROCAL 20

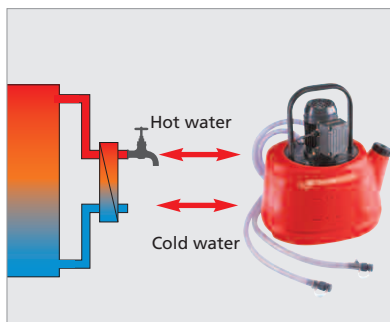


Fig. ROMATIC 20

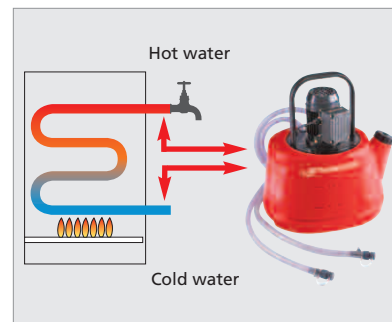
Decalcifying of drinking water storage tanks



Decalcifying of fresh water stations and external heat exchangers



Decalcifying of heat exchangers, water heaters or drinking water pipes



Scope of delivery: ROCAL 20 (No.61190) and ROMATIC 20 (No. 61100) each contain: 2x hoses with 1/2" connection (1G, 2 m long), 2 x double nipple 1/2-3/8", 2 x double nipple 1/2-3/4, 2 x double nipple 1/2-1/2", 2 x double socket 3/4-3/4", 2 x reduction piece 1/2-3/4"

Description	kg		No.
ROCAL 20	6	1	61100
ROMATIC 20	6	1	61190

ROCAL Acid Multi / Plus

Decalcifying chemical for use with ROCAL 20, ROMATIC 20

Product Profile

RANGE OF USE

ROCAL Acid Multi

For the safe decalcification of all piping systems, heat exchangers, fresh water stations and water tanks

ROCAL Acid Plus

For strong calcifications and scale build-up. Only suitable for technical systems. Not suitable for drinking water pipes.

KEY FEATURES

- With colour indication. The use of the chemical effects is shown by the change of the fluid colour
- Concentrate to mix with water
- With corrosion protection



No. 1500000115

No. 1500000116

No. 1500000117



No. 61105

No. 61106

No. 61110

	ROCAL Acid Multi	ROCAL Acid Plus
Copper	●	●
Steel	●	●
Stainless steel	●	-

● suitable - unsuitable

	ROCAL Acid Multi	ROCAL Acid Plus
Aluminium	●	-
Brase	●	-
Plastic	●	-

● suitable - unsuitable

Description	kg	kg	No.
ROCAL Acid Multi	5	1 4	1500000115
ROCAL Acid Multi	10	1 2	1500000116
ROCAL Acid Multi	30	1	1500000117

Description	kg	kg	No.
ROCAL Acid Plus	5	1 4	61105
ROCAL Acid Plus	10	1 2	61106
ROCAL Acid Plus	15	1	61110

Neutralizer Powder

Neutralizes ROCAL Acid Plus / ROCAL Acid Multi

Product Profile

RANGE OF USE

Use is necessary after ROCAL Acid Plus / ROCAL Acid Multi has been used. The neutralizer dissolves in water. The decalcification pump and system are flushed with this solution. The PH value in the system and pump is neutral afterwards.

Description	kg	kg	No.
Neutralizer powder	1	1 5	61115
Neutralizer powder	10	1 2	61120



No. 61115

No. 61120

Flushing & Pipe Cleaning

Pipe Cleaning Manual

ROPUMP® SUPER PLUS

Professional force pump cleaner

The optimum introduction tool for the removal of obstructions in basins, bowls, tubs and toilets, etc., using water pressure

Quick – Compact – Handy!

Product Profile

KEY FEATURES

- Optimal adjustment for even the most difficult to reach drains with the appropriate adaptor
- Best force transmission with the flexible, adjustable handle
- Optimal sealed system and therefore the highest suction and pressure power with the double-sided sealing lip and single-cast main body

KEY FEATURES

- Simple handling with the perfect adaption an the drain, simple to use, with ergonomic formed components



Short and long Adaptor included in scope of delivery!



Adaptor wide
No. 72073



Adaptor long
No. 72071

Short adaptor



Long adaptor



Model	kg	g	No.
ROPUMP® SUPER PLUS with 2 Adaptors (long, short)	200	1	4 072070X
Adaptor long	0.66	1	72071
Adaptor short	0.16	1	72072
Adaptor wide	0.40	1	72073

ROPUMP®

Force pump cleaner according to the air-pump principle with water pressure



Flexible socket
Various areas of application

Dissolves obstructions in drains, basins, showers bathtubs, etc.

Product Profile

KEY FEATURES

- Small and handy
- Compact and effective

Model	kg	g	No.
ROPUMP® with flexible socket	500	1	71991



ROSPI® H+E PLUS

Professional manual and electrical drain cleaning unit

Clean and comfortable removal of obstructions in kitchen, bath, toilets or drainage openings with drain cleaning spiral

Product Profile

KEY FEATURES

- Removal of sinks and siphon filters is not necessary
- Switch from manual to electrical use within seconds
- Secure hold even at higher speeds during drill operation
- Impact-resistant and protected from dirt contamination
- Hexagonal drive for conventional power drills

TECHNICAL DATA

Range of use: 20 - 50 mm
Spiral: Ø 8 mm x 7.5 m

Ergonomic handle with soft grip inlay

Safe grip and operation even at high speed

Spiral lock with flexible spiral and incorporated bulb head auger

Removes dirt in hard-to-reach spaces

Closed plastic spiral container

Clean use and sturdy construction

Hexagonal bolt

For conventional power drills

Knurled screw, change without tools

Switch from manual to electrical use within seconds

Electrical operation with cordless drill



Manual operation



Model		kg		No.
ROSPI® 6 H+E Plus	4.5 m	1.4	1 2	72090
ROSPI® 8 H+E Plus	7.5 m	3.5	1 2	72095
ROSPI® 10 H+E Plus	10.0 m	4.8	1 2	72005

For spare spirals see 233



Flushing & Pipe Cleaning

Pipe Cleaning Manual & Electric

ROPOWER® HANDY

Manual drain cleaning unit, Ø 50 - 100 mm

A universal manual drain cleaning unit for fast clearance of obstructions. The spiral permits the attachment of a wide range of ROTHENBERGER pipe cleaning tools with 16 mm couplings

KEY FEATURES

- Additional spiral cleaning effects with the use of a square spiral



Set (No. 71973) includes: ROPOWER® PROFILE Spiral 2.3 m without core (No. 72494), manual crank (No. 71976), safety gloves (No. H81401), separating pin (No. 72100), blade cutter Ø 25 mm (No. 72169)

Model	kg		No.
ROPOWER® HANDY complete	1.7	1	71975
ACCESSORIES			
Manual crank	0.4	1	71976
ROPOWER® PROFILE CABLE w/o plastic core	1.2	1	72494

Manual Drain Cleaner Type 3 S

For pipes Ø 40 - 100 mm, Spirals Ø 13 mm x 15 m with 16 mm coupling

KEY FEATURES

- **Flexible use with a wide range of applications**
For use with all ROTHENBERGER drain cleaning tools with 16 mm couplings
- **Cleaning unit with stand**
Secure use
- **Plastic spiral drum**
Corrosion-proof and impact-resistant

Set includes (No. 72003): Manual drain cleaner Type 3 S (No. 72003), spirals Ø 13 mm x 15 m (No. 72016), cross-blade cutter Ø 35 mm (No. 72176) and separating pin (No. 72100)

Model	kg		No.
Manual drain cleaner Type 3 S, complete	17.50	1	72003
Spare spiral Ø 13 mm x 15 m	7.00	1	72016
Cross-blade cutter Ø 35 mm	0.04	1	72176
Separating pin	0.01	1	72100

Further Ø 16 mm tools can be found on 226

WC-BLITZ RO-3 Toilet Auger

KEY FEATURES

- **Flexible use even in hard-to-reach places**
With tough cleaning bulb auger. Extendable handle and 1 m spiral length, Ø 1/2"
- **No damage to ceramic surfaces**
Angle made out of plastic

Angle with plastic protection


No damage to ceramic surfaces in the visual range

Ergonomic handle with soft grip inlet

Reliable and safe use, firm grip

Universal bulb auger

High mobility in bends



Model	kg		No.
WC-Blitz RO-3 complete with spiral	2.75	1	78551

ROSPI® R 36 Plus

Electrical drain cleaning unit, battery-powered or standard, Ø 20 - 75 mm

Ideal for small jobs in the kitchen, bathroom or toilet



KEY FEATURES

- **Clean use and sturdy construction**
Closed plastic container for spiral, impact-resistant and crack-proof
- **Safe grip and operation even at high speed**
Extra long handle with soft grip inlay

TECHNICAL DATA

For pipes:	Ø 20 - 75 mm
Spirals:	Ø 8 mm x 7.5 m (Standard) & Ø 10 mm x 7.5 m
Operating time:	1 hour
Charging time:	1 hour



Model	kg		No.
ROSPI® R 36 Plus 18 V battery version	6.6	1	72520
Spare high-performance battery	0.7	1	72516
ROSPI® R 36 Plus standard version	4.7	1	72525
Battery charger unit + AC adaptor	1.0	1	72513

For spare spirals see 233



ROSPIMATIC

Electrical pipe and drain cleaning machine up to Ø 50 mm

Powerful and quick removal of tough obstructions in access lines with the one-of-a-kind spiral forward and reverse system without changing the rotational direction

Product Profile

KEY FEATURES

- Switch between forward and reverse under full-load without the need to change the motor rotational direction is possible, which makes obstruction removal faster
- The spiral drive can be combined with 3 different cleaning tools, more efficient operation
- Spiral locking mechanism with torque control enables an optimal reverse of the spiral
- Enclosed spiral container prevents contamination by reversal of the spiral
- The flexible ceramic protective hose prevents unwanted damage and scratches on high-quality ceramic

TECHNICAL DATA

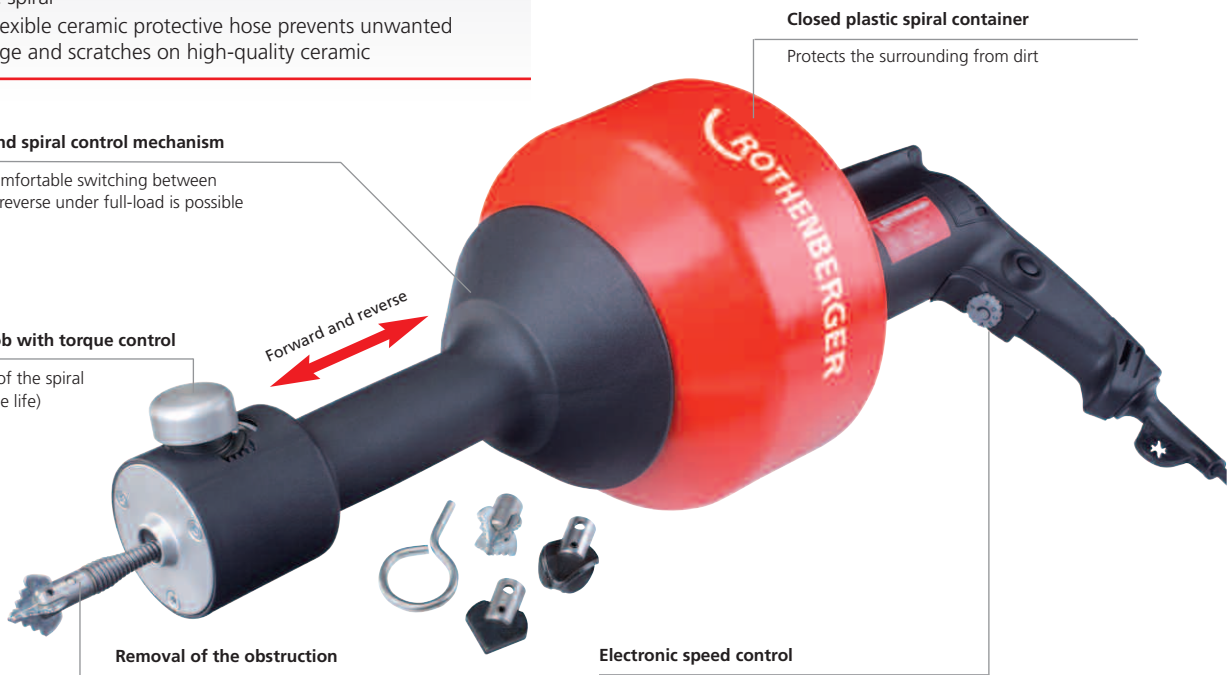
Application range:	20 - 50 mm
Spiral with inner-liner & Bulb head auger:	Ø 8 mm x 7.5 m
Dimensions (without spiral):	560 x 200 x 320 mm
Weight (with 8 mm spiral):	5 kg
Rating:	630 W
Speed:	0 - 950 min ⁻¹

One-of-a-kind spiral control mechanism

Quick and comfortable switching between forward and reverse under full-load is possible

Locking knob with torque control

No crushing of the spiral (longer service life)




Removal of the obstruction

Spiral can be combined with 3 different pipe cleaning tools (accessories, retrofittable)

Electronic speed control

Optimal pipe cleaning results

With bulb-auger



With coupling for various tools



With flexible guide hose



Set (No. 72942) includes: blade cutter (No. 72764), cross-blade cutter (No. 72765), ball head cutter (No. 72766), separating pin (No. 72102)

Model		No.
ROSPIMATIC incl. 8 mm / 7.5 m spiral, 230 V	1	78576
Spiral 8 mm / 7.5 m with steel core	1	72413
Spiral 8 mm / 7.5 m with coupling and core	1	72425
Tool set (4 piece)	1	72942
ROSPIMATIC protective hose with cover	1	72542

Fast removal of obstructions



For additional accessories see 222



Flushing & Pipe Cleaning

Pipe Cleaning Electric

Powerful ROTHENBERGER Portable Machines for the Professional



Product Profile

SYSTEM CHARACTERISTICS FOR ALL PORTABLE MACHINES

R 550, R 600, R 650, R 750

- Easy to transport, ideal for mobile use
- Safe and kink-free guidance of the spiral, clean use
- Stable, torsion-resistant and optimised weight
- Robust and light

Patented, central force transmission directly on the driveshaft!

Patented jaw clamp system CENTRE-LOCK

Exceptional functional safety and central force transfer direct on the spiral (motor / spiral)

Individual and flexible working range with the different spiral diameters

Direct connection of spirals or adaptor magazine/clutch jaws (R 750)

Field tested motor with right/left rotation


Stable rotational speed and strong stroke

Low-friction toothed belt and geared drive pinion

Optimum force transmission and no slipping of the drive shaft

Noise suppression and protected from splash water per IP 44

Safe use



Flushing & Pipe Cleaning

Pipe Cleaning Electric

Type of pipe	Connecting pipes	Distributing main connecting pipes	Down connecting pipes	Mains pipes	Municipal pipe network
Spiral Range of use	Ø 8 mm up to DN 50	Ø 10 mm up to DN 75	Ø 16 mm up to DN 100	Ø 22 mm up to DN 150	Ø 32 mm up to DN 200
R 550	●	●	○	–	–
R 600	●	●	○	○	–
R 650	●	●	○	○	–
R 750	–	–	●	○	○

○ Direct attachment ● Adaptor magazine/collet



8



Flushing & Pipe Cleaning


Pipe Cleaning Electric

Please pay attention to system characteristics / advantages on pages 216/217!



Model		230 V	110/115 V
-------	--	-------	-----------

R 550 including guide hose	16.0	72686	72631
----------------------------	------	--------------	--------------

Tool sets and accessories starting on  222

R 550

Drain cleaning machine for pipe Ø 20 - 100 mm

Reliable, high-performance drain cleaning machine that has a variety of general purpose maintenance uses

Product Profile

APPLICATION AREA

Especially light, compact and handy design:

Ideal for the universal service use by pipe obstructions in connecting pipes from wash basins, toilets, sewage pipes, floor drains and roof drainage

KEY FEATURES

- Extremely light
- Direct attachment of 16 mm spirals
- Optional Ø 8 and 10 mm with adaptor magazine possible
- Maximum working length 40 m, with Ø 16 mm S-spiral

TECHNICAL DATA


For pipe diameters:	Ø 20 - 100 mm
Direct attachment:	Ø 16 mm spirals
With adaptor magazine:	Ø 8 mm and 10 mm
Max. working length:	40 m with Ø 16 mm S-spirals 10 m with Ø 8 and 10 mm spirals
Rating:	440 W (Power input)
Voltage:	230 / 110 / 115 V, 50 Hz
Speed:	583 min ⁻¹ , RH and LH drive
Weight:	16.0 kg

8



Model		230 V	110/115 V
-------	---	-------	-----------

R 600 including guide hose	20.9	72687	72632
----------------------------	------	--------------	--------------

Tool sets and accessories starting on  222

R 600

Drain cleaning machine for pipe Ø 20 - 150 mm

For installation and maintenance work in hospitals and municipal facilities

Product Profile

APPLICATION AREA

Universal use both indoors and outdoors:

The powerful motor works reliably even against stubborn obstructions. A wide range of accessories are available

KEY FEATURES

- Direct up-take from 16 mm and 22 mm spirals
- Optional Ø 8 and 10 mm with adaptor magazine possible
- Maximum working length 50 m, with Ø 16 mm S-spirals
- Maximum working length 60 m, with Ø 22 mm S-spirals

TECHNICAL DATA

For pipe diameters:	Ø 20 - 150 mm
With direct attachment:	Ø 22 and 16 mm spirals
With adaptor magazine:	Ø 8 and 10 mm
Max. working length:	60 m with Ø 22 mm S-spirals 50 m with Ø 16 mm S-spirals 10 m with Ø 8 and 10 mm spirals
Rating:	690 W (Power input)
Voltage:	230 / 110 / 115 V, 50 Hz
Speed:	467 min ⁻¹ , RH and LH drive
Weight:	20.9 kg

Please pay attention to system characteristics / advantages on pages 216/217

Flushing & Pipe Cleaning

Pipe Cleaning Electric

R 650

Drain cleaning machine for pipe Ø 20 - 150 mm

For professional mobile drain cleaning. Compact, robust and powerful, even by the toughest pipe obstructions

Product Profile

APPLICATION AREA

Perfectly suited for rough use and in extreme working conditions: Quiet operation and powerful cleaning action, even when cutting through roots or grinding out cement and lime deposits

KEY FEATURES

- Dual motor performance (cp. R 600)*
- Flexible with drive lever that can be fitted on the side
- Direct up-take of 22 mm and 16 mm spirals
- Optional Ø 8 and 10 mm with adaptor magazine possible
- Maximum working length 65 m, with Ø 22 mm S-spiral

TECHNICAL DATA

For pipe diameters:	Ø 20 - 150 mm
Direct attachment:	Ø 22 und 16 mm spirals
With adaptor magazine:	Ø 8 mm and 10 mm
Max. working length:	65 m with Ø 22 mm S-spirals 55 m with Ø 16 mm S-spirals 10 m with Ø 8 and 10 mm spirals
Rating:	1.350 W (Power input)
Voltage:	230 / 110 / 115 V, 50 Hz
Speed:	623 min ⁻¹ , RH and LH drive
Weight:	22.8 kg



Drive lever can be fitted on the side
Flexible use

Model		230 V	110/115 V
R 650 including guide hose	22.8	72688	72633
Tool sets and accessories starting on 222			

R 750

Drain cleaning machine for pipe Ø 20 - 200 mm

For professional mobile drain cleaning. Compact, robust and powerful, even by the toughest pipe obstructions

Product Profile

APPLICATION AREA

Perfectly suited for the cleaning of domestic connections and main pipes: Quiet operation and powerful cleaning action. Suitable for continuous use such as chain spinning, grinding and cutting roots

KEY FEATURES

- Drive lever can be rotated (180°), locked and a handle for easy wheeling
- Direct up-take of 32 mm and 22 mm
- Optional Ø 8, 10 and 16 mm with clutch jaw possible
- Maximum working length 70 m, with Ø 22 mm S-spirals

TECHNICAL DATA

For pipe diameters:	Ø 20 - 200 mm
With direct attachment:	Ø 32 and 22 mm spirals
With clutch jaw:	Ø 16 mm
Max. working length:	80 m with Ø 32 mm S-spirals 70 m with Ø 22 mm S-spirals 55 m with Ø 16 mm S-spirals
Rating:	1.400 W (Power input)
Voltage:	230 / 110 / 115 V, 50 Hz
Speed:	467 min ⁻¹ , RH and LH drive
Weight:	33.5 kg



Full rubber transport wheels
Comfortable transport, high mobility and a secure stand

Model		230 V	110/115 V
R 750 including guide hose	33.5	72689	72634
Tool sets and accessories starting on 222			



Flushing & Pipe Cleaning

Pipe Cleaning Electric

ROSPEED 3F

High-performance pipe cleaning innovation for pipe Ø 50 - 125 mm, automatic spiral feed.
Ideal for use inside buildings



Product Profile

APPLICATION AREA

By return of the spiral, the pipe contamination stays in the drum unlike the case machines. That is why this unit is ideally suited use by HVAC professionals, for example, use in private homes, hospitals and clinics, gastronomy and hotels, schools and nursing homes, facility management and other public buildings

KEY FEATURES

- The unit can be used immediately
- Easy and comfortable handling with the automatic feed
- Clean and discrete use
- Clear controls

KEY FEATURES

- 3F – three functions in one unit:
 1. Scrubbing
 2. Pulsating
 3. Final cleaning
- Simple cleaning of the drum with, for example, a steam cleaner


TECHNICAL DATA

For pipe diameters:	Ø 50 - 125 mm
With direct attachment:	Ø 16 mm
Max. working length:	15 m up to 30 m expandable
Rating:	250 W
Speed:	270 - 340 min ⁻¹ , 3 Step adjustable
Weight:	47.5 kg



Electronic display – 3F

Clear and easy control of the 3 cleaning functions



Forced guidance of the spiral, parallel layer winding, remains balanced

Spiral will not twist or turn in the drum

Spiral control in direction of rotation, automatic feed and retraction

Optimum handling

Clamping mechanism with T-groove coupling

For secure lengthening or shortening of the spiral



ATC- Automatic Torque Control – One-of-a-kind automatic rpm control protects spiral and motor!

Toolbox is included in delivery

Immediately ready-to use

Stainless steel grip

Easy to extend and pack away

Cleaning plug on the back side of the drum

Easy cleaning of the drum

With 6 professional tools to get started

- Straight Auger
- Bulb Auger
- Retrieving Auger
- Chain-spinning Head
- Cross-blade cutter, serrated
- Spiral Sawtooth Cutter

Set (No. 72960) for Standard 16 mm includes: Basic machine, straight auger (No. 72161), bulb auger (No. 72163), retrieving auger (No. 72162), chain-spinning head (No. 072185F), cross-blade cutter, serrated (No. 72176), spiral sawtooth cutter (No. 72166), separating pin (No. 72100), guide hose (No. 72540), ROWONAL spray (No. 72142), plastic carrying case

Model	kg	⊞	No.
ROSPEED 3F (230 V) with tool set	47.5	1	72960
Spiral 16 mm x 15 m with steel core	15.0	1	72918
ROSPEED 3F (230 V) with additional spiral and basket	62.5	1	19077



Included in delivery

Flushing & Pipe Cleaning

Pipe Cleaning Electric

R 80

One-man professional machine for pipe Ø 50 - 250 mm

KEY FEATURES

- Small, compact design permits the machine to pass through doorways
- Portable and easy to navigate stairs
- Transports easily in any service vehicle, collapsible
- Ideal for manhole inspections through defined working height
- Fatigue-free clamping when working with large spiral diameters and lengths
- Integrated, spacious toolbox



TECHNICAL DATA

For pipe diameters:	Ø 50 - 250 mm
For drain cleaning spirals:	Ø 22 and 32 mm
Max. working length:	80 m with Ø 32 mm S-spirals 70 m with Ø 22 mm S-spirals
Rating:	1.4 kW (1.9 HP) RH / LH rotation
Weight:	52 kg



Includes: Basic machine, grease gun (No. 855156), Allen keys (1 x No. 321515, 1 x No. 321188, 1 x No. 321189), open-ended spanners (1 x No. 310411, 1 x No. 310450)

Model	230 V / 50 Hz
R 80 basic machine	52.0 72585

R 100 SP


One-man professional machine for pipes Ø 50 - 250 mm

KEY FEATURES

- Ideal for confined spaces such as skylights or ducts
- Portable and easy to navigate stairs
- Adjustable working heights, foldable
- Extendable supporting feet
- Transports easily in any service vehicle

TECHNICAL DATA

For pipe diameters:	Ø 50 - 250 mm
For drain cleaning spirals:	Ø 22 and 32 mm
Max. working length:	100 m with Ø 32 mm S-spirals 70 m with Ø 22 mm S-spirals
Rating:	1.4 kW (1.9 HP) RH / LH rotation
Weight:	57 kg



Includes: Basic machine, grease gun (No. 855156), Allen key (No. 321515), open-ended spanners (No. 310450)

Model	230 V / 50 Hz
R 100 SP basic machine	57.0 72610

R 140 B

For municipal and industrial applications Ø 100 - 600 mm

KEY FEATURES

- Effortless conversion from spiral to rodding operation
Working range from Ø 100 - 250 mm with 32 mm spirals
Working range from Ø 150 - 600 mm with bar
- Petrol engine, independent from electric power supply
- Ideal for rodding work in rural area pipes
- Extremely powerful reversible drive
- 1 forward and 1 reverse gear
- Speed controlled by means of a manual throttle
- Manual slip clutch
- With quick-change couplings for rodding tools

TECHNICAL DATA

For pipe diameters:	Ø 100 - 600 mm
For drain cleaning spirals:	Ø 32 mm
For rods:	Ø 6 mm, 3/4"
Max. working length:	100 m with 32 mm-spirals 140 m with rod
Rating:	4.8 kW (6.6 HPS), petrol engine
Motor:	RH / LH rotation
2 gear reversible drive speed:	160 - 600 min ⁻¹
Weight:	97 kg



Includes (No. 72971): R 140 (No. 72970) with rod, 25 x adaptor 3/4" (No. 78581) rod turning grip (No. 78580), tool adaptor for mounting 32 mm spirals (No. 72122), tool adaptor for 32 mm spiral rod coupling (No. H99569), rod tool adaptor (No. H99120), guide glove, left (No. 72120), guide glove, right (No. 72121), separating pin (No. 72101), funnel auger (No. 72322), straight auger (No. 72321), bulb auger (No. 72271), retrieving auger (No. 72272), spiral sawtooth cutter Ø 65 mm (No. 72747), dual spade head cutter (No. 72774), forked cutter Ø 76 new (No. 72350), forked cutter Ø 85 (No. 72781), forked cutter Ø 112 (No. 72782), tool box (No. FF60185), operating instructions (machine, motor, gears)

Model	No.
R 140 B basic machine	97.00 72970
R 140 B with rod and tool set	108.50 72971

8



Flushing & Pipe Cleaning

Accessories Pipe Cleaning Electric



No. 72538



No. 72536



No. 72638



No. 72666



No. 72563

Clutch Jaws

For machine type	For spirals Ø	kg	No.
R 550			
(from Serial No. 411542)	16 mm	0.1	72538
(up to Serial No. 411541)	16 mm	0.1	72536
R 600/650			
(from Serial No. 409001)	16 and 22 mm	0.3	72638
(up to Serial No. 409000)	16 and 22 mm	0.3	72666
R 750	22 and 32 mm	0.4	72563
R 80/100 SP	22 mm	0.4	72561
R 80/100 SP	32 mm	0.3	72562



No. 72511



No. 72511



No. 72514, No. 72515

Adaptor Magazines

- Clean, safe storage of 8 and 10 mm spirals
- Impact-resistant container with clutch jaws and precision clutch

For machine type	for spirals Ø	max. spiral length	kg	No.
R 550	8 and 10 mm	10 m	1.3	72511
R 600/650	8 mm	10 m	1.8	72514
R 600/650	10 mm	10 m	1.8	72515



Clutch Jaws for R 750

For machine type	for spirals Ø	kg	No.
R 750	16 mm	0.3	72915

8

Ensures safe, kink-free spiral feed



No. 72541



No. 72559

With precision quick coupling

Spiral Guide Hoses

- Prevents contamination and damage

Model	for machine type	for spirals Ø	length	kg	No.
FS 16	R 550/ROSPEED 3F	16 mm	2 m	1.1	72540
FS 22	R 600/650	22 mm	4 m	2.8	72541
FS 32	R 750/80/100 SP	32 mm	4 m	4.1	72559



Ceramic Protection Hose

- For the protection of ceramic
- With adjustable holding clamp

For spirals	length	kg	No.
Ø 8, 10, 16 mm	540 mm	0.4	72705

Ideal working height



Tripod Stand

- Collapsible and galvanised
- Provides an ideal working height of the drain cleaning machine, for example: Toilets
- Inspection holes in downpipes
- Spiral retrieving device

For machine type	kg	No.
R 550 - R 600 - R 650 - R 750	3.0	58182

Spiral Retrieving Device

- Safe feeding / retrieving of spirals in downpipes
- Suitable for all Ø 22 and 32 mm open-wound spirals
- Suitable as pusher unit for difficult obstructions
- Also suitable as adaptor for third-party equipment without problems
- With water supply connection (two 1" threaded couplings)
- Socket for tripod stand



Model	kg	No.
Spiral Retrieving Device	3.7	72135

Telescoping Guide Tubes

- No twisting: For safe spiral guidance in manholes and manhole covers



Description	Extended length m	Type	kg	No.
For spirals Ø 16, 22 mm	1.4 - 2.3	2 pieces	3.0	72130
For spirals Ø 22, 32 mm	1.9 - 4.3	3 pieces	10.0	72131

Spiral Guide Gloves

- For safe grasping and guiding of cleaning spirals
- Full leather with short cuff
- Robust and comfortable, inner glove surface studded
- Only to be used with hygiene glove



Description	model	g	No.
Guide glove	left	210	72120
Guide glove	right	210	72121

ROWONAL Care and Rust Remover

- For cleaning, preservation and protection of spirals, couplings and tools
- For cleaning, rust-removal and disinfection




Description	Contents	g	No.
Spray can	0.2 l	220	72142
Plastic canister	5.0 l	5,100	72140
Manual sprayer, empty	0.5 l	90	72141

Separating Pin

- For disconnecting spirals and spiral tools

Model	g	No.
For spirals / tools with Ø 16 mm	20	72100
For spirals / tools with Ø 22 and 32 mm	30	72101
For spirals / tools with Ø 8 mm	15	72102



Spiral Baskets

- Safe storage combined with convenient transport
- Perfectly suited for cleaning and preservation

Model	Spiral length max.	kg	No.
For spirals / tools with Ø 16 mm	34.5 m	1.3	72110
For spirals / tools with Ø 22 mm	22.5 m	1.6	72112
For spirals / tools with Ø 22, 32 mm	22.5 m	2.3	72111



Flushing & Pipe Cleaning

Pipe Cleaning Spirals

ROTHENBERGER High-Performance Drain Cleaning Spirals

For the toughest demands during continuous operation

Product Profile

KEY FEATURES

- **Bevelled lead-ins on the T-groove coupling**
Quick, trouble-free coupling even when wearing gloves
- **For the toughest demands even during continuous operation**
Different wire gauge can be chosen depending on use, high material characteristics, perfected production process
- **Maximum spring tension with high elasticity and flexibility**
Specially hardening process
- **Optimum high torque transmission**
Tightly wound spiral with short pitch
- **Increased spiral tension when machine turns clockwise and depending on the resistance of the obstruction**
Professional left-handed wound spiral

TECHNICAL DATA

Manufactured from quality spring steel, Type C DIN EN 10270-1
Material No. 1.1200

Specially hardened and tempered

Safety T-groove coupling system with NIROSTA- pressure pin locking mechanism

Spring mounted NIROSTA pressure pin with NIROSTA spring

With Lock Ring!



Sufficient connecting coil

Spare couplings can be mounted easily



Various wire gauges

Flexible, depending on use

ROPOWER PROFILE CABLE (patented)

Addition cleaning effect with the squared profile




Plastic core

Spiral won't clog with dirt

Insertion taper

Simple coupling of spirals and tools



T-groove made of NiROSTA steel

Long lasting and high functional safety with the high-quality coupling design



Spiral / Type	Short cable many bends	Long cable straight run	No clogging of the Spiral with dirt	Additional cleaning power
Standard Spiral	●	○	○	○
SMK-Spiral	●	○	●	○
S-Spiral	○	●	○	○
S-SMK-Spiral	○	●	●	○
ROPOWER PROFILE	○	●	●	●

○ not suitable ● suitable



ROPOWER® PROFILE CABLE

Patented spiral with special galvanized wire shape

KEY FEATURES

- Squared spiral wire profile (DIN EN 10270-1)
Additional cleaning effect on pipe wall
- Plastic core
No clogging of the spiral with dirt
- Especially suitable for working over long distances



Patented profile edge

50% more cleaning power
when used with the spiral tools

mm	Core	inch	L m	kg	No.
16	●	5/8"	2.3	1.3	72490

Safety T-groove couplings can be found on 233

Standard Spirals

- Flexible spiral, for cleaning jobs with short distances with a succession of pipe bends



mm	inch	L m	Wire thickness Ø mm	R/K Type	kg	No.
16	5/8"	2.3	3.0	C 8	1.05	72431
22	7/8"	4.5	4.5	C 10	3.98	72441
32	1.1/4"	4.5	5.0	C 11	6.29	72451

Safety T-groove couplings can be found on 233

S-Spirals

- Very stable spiral with increased wire diameter for long distances and less bends
- High rigidity, suitable for demanding work, such as root cutting, milling



mm	inch	L m	Wire thickness Ø mm	R/K Type	kg	No.
16	5/8"	2.3	3.5	E 8	3.00	72428
22	7/8"	4.5	5.0	E 10	4.18	72443
32	1.1/4"	4.5	6.0	C 11	6.80	72453

Safety T-groove couplings can be found on 233

ROTHENBERGER Lock Ring

One-of-a-kind safety ring for the optimum transmission of the torque pressure onto the coupling with 100% surface pressure

KEY FEATURES

- Self locking connection of spiral and coupling:
With increased stress on the spiral, the torque pressure on the spiral end is increased and is transferred with 100% surface coverage onto the coupling.
- Safety ring made out of flexible and self-binding material:
With increased stress the ring will not slide, rather because of the 100% surface pressure, it adjusts itself to positively lock onto the coupling
- Optimum force transmission for professional pipe cleaning
- Increased safety
- Increased durability / service life of the spiral



SMK-Spirals

- Flexible spiral, for cleaning jobs with short distances with a succession of pipe bends
- Additional protection of the spiral from clogging with the plastic core



mm	inch	L m	Wire thickness Ø mm	R/K Type	kg	No.
16	5/8"	2.3	3.0	C 8	1.24	72433
22	7/8"	4.5	4.5	C 10	4.64	72442
32	1.1/4"	4.5	5.0	C 11	7.63	72452

Safety T-groove couplings can be found on 233

S-SMK-Spirals

- Very stable spiral with increased wire diameter for long distances and less bends
- High rigidity, suitable for demanding work, such as root cutting, milling
- Additional protection of the spiral from clogging with the plastic core



mm	inch	L m	Wire thickness Ø mm	R/K Type	kg	No.
16	5/8"	2.3	3.5	E 8	1.30	72435
22	7/8"	4.5	5.0	E 10	4.78	72444
32	1.1/4"	4.5	6.0	E 11	7.85	72455

Safety T-groove couplings can be found on 233



Examples of Use

Tool expertise from ROTHENBERGER

Application areas for ROTHENBERGER high-performance drain cleaning tools with T-groove secure couplings

Suitable for all ROTHENBERGER drain cleaning spirals with


- Ø 16 mm - 5/8"
- Ø 22 mm - 7/8"
- Ø 32 mm - 1.1/4"

See the following pages for more information on professional tools in various versions and dimensions for loosening obstructions and cleaning drains

Bulb Auger

 227

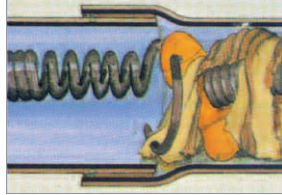
The most common tool for cleaning pipes and drains with tight or multiple bends



Retrieving Auger

 227

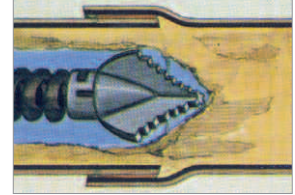
Special tool for retrieving objects from the pipe, e.g. textiles, spirals or tools



Cross-blade Cutter, serrated

 228


Special tool for opening up solidified pipe obstructions



Funnel Auger

 227


Tool for removing, opening or retrieving obstructions caused by, e.g. textiles



Chain-spinning Head with Spikes

 229



For concrete, cast iron and ceramic pipes. Intensive action. Without rings = for tight pipe bends, with 3 chains



Spade Head Cutter

 228



Ideally suited for slit or sludge deposits in pipes, and as a follow-up tool



Carbide-tipped Cutters

 230

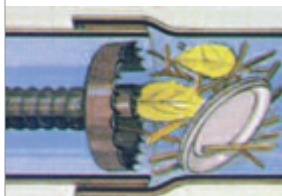
This carbide-tipped tool is used to remove the hardest obstructions such as cement, urine and water scale, etc.



Spiral Sawtooth Cutter

 228

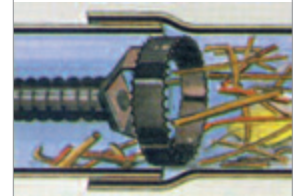
Special tool for chopping up small roots and other material that have become caught in the pipe



Two-way Root Cutter


 230

Special tool for cutting roots in both directions. Also suitable for solid materials



Bulb Auger, long

- With the longer, more flexible range the bulb auger is considerably more flexible in curves. Pipe from Ø 40 mm



Coupling mm / inch		L mm	Working range mm		No.
16 / 5/8"	28	500	40 - 75	220	72158
22 / 7/8"	40	500	50 - 100	464	72208
32 / 1.1/4"	50	500	75 - 250	818	72323

Straight Auger

- Standard tool for establishing the nature of an obstruction
- For piercing or drilling through obstructions caused by textiles, paper, cellulose materials, kitchen refuse, etc.
- For removing samples to determine a suitable clearing tool



Coupling mm / inch		L mm	Working range mm		No.
16 / 5/8"	16	110	40 - 75	60	72161
22 / 7/8"	22	210	75 - 100	170	72221
32 / 1.1/4"	32	220	100 - 250	350	72321

Funnel Auger

- For removing or opening up obstructions caused by textiles or paper
- Large grasping ability can also be used to retrieve spirals from drains



Coupling mm / inch		L mm	Working range mm		No.
16 / 5/8"	32	110	50 - 100	80	72165
22 / 7/8"	55	185	110 - 150	280	72222
32 / 1.1/4"	60	195	100 - 250	500	72322

Bulb Auger, short

- Suitable for tight pipe bends
- Standard, highly flexible tool for clearing light textile and paper obstructions



Coupling mm / inch		L mm	Working range mm		No.
16 / 5/8"	28	115	40 - 75	70	72163
22 / 7/8"	40	180	75 - 100	220	72263
32 / 1.1/4"	50	220	75 - 250	490	72363

Retrieving Auger

- Special tool designed with a claw for retrieving textiles, tools, spirals, etc.



Coupling mm / inch		L mm	Working range mm		No.
16 / 5/8"	35	55	50 - 75	35	72162
22 / 7/8"	45	100	75 - 150	110	72203
32 / 1.1/4"	65	125	75 - 250	240	72325

Drop-head Auger

- Ideal for particularly tight pipe bends, branches and small-diameter drain downpipes



Coupling mm / inch		L mm	Working range mm		No.
16 / 5/8"	24	83	50 - 75	60	72159
22 / 7/8"	37	125	60 - 100	180	72264

Flushing & Pipe Cleaning

Drain Cleaning Tools

Hardened spring steel blades!






No. 72154



No. 72164

Four-blade Cutter

- For cutting through and removing tough obstructions
- For the removal of sludge deposits
- Ideal with S-spirals




Coupling mm / inch	 mm	 mm	Working range mm	 g	No.
16 / 5/8"	40	40	50 - 75	30	72154
16 / 5/8"	30	40	50 - 75	20	72164



No. 72234

- Standard tool for removing grease and other soft deposits, e.g. soap accumulations

Grease Cutter




Coupling mm / inch	 mm	 mm	Working range mm	 g	No.
16 / 5/8"	25	35	40 - 75	30	72169
16 / 5/8"	35	45	50 - 75	40	72170
16 / 5/8"	45	56	60 - 100	50	72171
22 / 7/8"	45	60	60 - 125	80	72234



No. 72261

Spade Head Cutter

- Curved special tool for silt and sludge deposits




Coupling mm / inch	 mm	 mm	Working range mm	 g	No.
22 / 7/8"	65	65	100 - 150	150	72261
32 / 1.1/4"	65	70	100 - 150	250	72360




No. 72229

Spiral Sawtooth Cutter

- Special tool for chopping up small roots, branches and other materials
- Not suitable for plastic pipes!

Coupling mm / inch	 mm	 mm	Working range mm	 g	No.
16 / 5/8"	35	25	50 - 75	40	72166
22 / 7/8"	45	40	75 - 100	100	72229
32 / 1.1/4"	65	55	75 - 100	210	72329




- Used for textile or sludge obstructions!
- Hardened, break-proof, spring steel blades!
- Recommended for use with S or SMK spirals!



No. 72275

Cross-blade Cutter, serrated

- Powerful combination tool for grinding up and removing solidified obstructions
- For coarse removal of incrustations
- As preparatory tool for chain spinning

Coupling mm / inch	 mm	 mm	Working range mm	 g	No.
16 / 5/8"	25	35	50 - 75	30	72175
16 / 5/8"	35	45	50 - 75	40	72176
16 / 5/8"	45	56	75 - 100	65	72177
16 / 5/8"	55	60	100 - 125	80	72178
22 / 7/8"	45	60	100 - 125	90	72275
22 / 7/8"	65	60	100 - 150	190	72276
22 / 7/8"	75	80	100 - 150	220	72277
32 / 1.1/4"	45	60	100 - 125	140	72374
32 / 1.1/4"	65	70	100 - 150	260	72375
32 / 1.1/4"	90	100	125 - 200	490	72376
32 / 1.1/4"	115	120	150 - 250	640	72377




Chain-spinning Heads

Without ring, with smooth chain




KEY FEATURES

- For cleaning greasy and incrustated pipes
- Surface-preserving cleaning of ceramic and plastic pipes
- Without ring: improved manoeuvrability in bends



No. 72284

Chain-spinning Heads without ring and without spikes

Coupling mm / inch	 mm	 mm	Working range mm	 g	No.
Without ring, with 2 chains					
16 / 5/8"	30	105	50 - 125	120	072185F
16 / 5/8"	30	155	100 - 125	160	72185
22 / 7/8"	50	170	100 - 150	530	72284
Without ring, with 4 chains					
16 / 5/8"	40	155	60 - 125	270	72187
22 / 7/8"	60	170	80 - 130	710	72289

Improved mobility!



No. 72289

Chain-spinning Heads with Spikes

KEY FEATURES

- Intensive cleaning action
- Ideal for concrete and cast iron pipes
- Reduces the risk of renewed obstructions
- Perfectly suitable for down pipes
- **With ring:**
for better centering in horizontal pipe runs
- **Without ring:**
Improved mobility in bends







No. 72286

Ideal for final cleaning!

Better alignment in horizontal pipe position!




Chain-spinning Heads with ring and spikes

Coupling mm / inch	 mm	 mm	Working range mm	 g	No.
16 / 5/8"	30	160	70 - 125	320	72182
22 / 7/8"	65	170	100 - 125	1,060	72285
22 / 7/8"	75	170	100 - 150	1,110	72286
32 / 1.1/4"	75	220	100 - 125	1,700	72341



No. 72278

Without ring, with 2 or 4 chains and spikes

Coupling mm / inch	 mm	 mm	Working range mm	 g	No.
Without ring, with 2 chains					
16 / 5/8"	30	155	50 - 125	160	72186
22 / 7/8"	50	170	100 - 150	860	72278
32 / 1.1/4"	70	220	100 - 150	1,350	72347
Without ring, with 4 chains					
16 / 5/8"	40	155	75 - 125	280	72188
22 / 7/8"	60	170	100 - 150	880	72299
32 / 1.1/4"	80	220	100 - 200	1,460	72348



No. 72188

For better curve manoeuvrability!




Flushing & Pipe Cleaning

Drain Cleaning Tools

Carbide-tipped Cutters

- Carbide-tipped cutters for the hardest obstructions and incrustations such as cement deposits, urine and water scale and other hard deposits
- Recommended for use with S or SMK spirals

Carbide-tipped Cutters!



Coupling mm / inch	mm	Form	Working range mm	g	No.
16 / 5/8"	25	straight	35 - 50	70	72191
16 / 5/8"	30	straight	50 - 75	80	72193
22 / 7/8"	30	straight	50 - 75	90	72291
22 / 7/8"	45	pointed	60 - 100	320	72295
32 / 1.1/4"	45	straight	60 - 100	240	72392
32 / 1.1/4"	55	pointed	70 - 100	400	72396
32 / 1.1/4"	80	straight	100 - 200	530	72398

Serrated Forked Cutter

- Particularly suitable for sludge deposits and roots
- Hardened spring steel cutter with teeth on both sides, long service life




Coupling mm / inch	mm	L mm	Working range mm	g	No.
22 / 7/8"	76	100	100 - 150	230	72250
22 / 7/8"	100	100	125 - 150		72251
32 / 1.1/4"	76	100	120 - 200	260	72350
32 / 1.1/4"	100	100	125 - 200		72351
Spare blade	76	-	-	90	72258
Spare blade	100	-	-	120	72259

8

Two-way Root Cutter

- With hardened spring steel cutter for chopping up roots in both directions
- Recommended for use with S or SMK spirals
- Not suitable for use with plastic pipes

Replaceable blades!



Coupling mm / inch	mm	L mm	Working range mm	g	No.
22 / 7/8"	65	80	100 - 125	250	72265
22 / 7/8"	90	85	125 - 200	290	72266
32 / 1.1/4"	65	80	100 - 125	290	72365
32 / 1.1/4"	90	90	125 - 200	330	72366
32 / 1.1/4"	150	130	200 - 300	550	72367
Spare cutter	65	-	-	120	72270
Spare cutter	90	-	-	150	72271

Ball Head Cutter

- Perfectly suited for use in pipes with hard incrustations such as lime, urine scale, etc.
- Suitable for downpipes, its round shape ensures excellent curve mobility even at 90°



Coupling mm / Zoll	Working range mm	mm	g	No.
4 Blade				
16 / 5/8"	50 - 75	25	42	72168
16 / 5/8"	50 - 75	35	80	72172
16 / 5/8"	75 - 100	55	144	72173
22 / 7/8"	100 - 125	35	126	72207
22 / 7/8"	100 - 125	55	198	72223
22 / 7/8"	100 - 150	75	438	72224
22 / 7/8"	100 - 150	95	634	72226
32 / 1.1/4"	100 - 125	55	228	72324
32 / 1.1/4"	100 - 150	75	468	72326
8 Blade				
22 / 7/8"	125 - 150	90	1025	72227
22 / 7/8"	125 - 150	115	1225	72228
32 / 1.1/4"	125 - 200	95	1108	72327
32 / 1.1/4"	150 - 200	115	1256	72328




With Lock Ring!

Flushing & Pipe Cleaning

Drain Cleaning Tools

Tool Set L

Ø 16 mm, 10 pieces



Set (No. 72936) includes: PVC- case (No. 55016), separating key 16 mm (No. 72100), retrieving auger 16 mm (No. 72162), bulb auger 16 mm (No. 72163), serrated forked cutter 16 mm (No. 72164), blade cutter 16/25 mm (No. 72169), cross-blade cutter 16/45 mm (No. 72177), chain-spinning head 16 mm with 2 smooth chains (No. 72185), guide glove, left (No. 72120), ROWONAL spiral spray (No. 72142)

Model	No.
16 mm Tool Set L (R 550, R 600, R 650)	72936

Tool Set L

Ø 22 mm, 11 pieces



Set (No. 72938) includes: PVC-case (No. 55016), separating key 22 mm (No. 72101), retrieving auger 16 mm (No. 72203), serrated forked cutter 22 mm (No. 72250), spade head cutter 22/65 mm (No. 72261), bulb auger 22 mm (No. 72263), two-way root cutter 22/65 mm (No. 72265), cross-blade cutter 22/65 mm (No. 72276), chain-spinning head 22 mm with 2 smooth chains (No. 72284), guiding glove, left (No. 72120), ROWONAL spiral spray (No. 72142)

Model	No.
22 mm Tool Set L (R 600, R 650, R 750)	72938

Tool Set L

Ø 32 mm, 11 pieces



Set (No. 72940) includes: PVC-case (No. 55016), separating key 22 mm (No. 72101), retrieving auger 32 mm (No. 72325), serrated forked cutter 32 mm (No. 72350), bulb auger 32 mm (No. 72363), two-way root cutter 32/90 mm (No. 72366), cross-blade cutter 32/45 mm (No. 72374), cross-blade cutter 32/90 mm (No. 72376), chain-spinning heads 32 mm with 2 chains with spikes (No. 72347), guide glove, left (No. 72120), ROWONAL spiral spray (No. 72142)

Model	No.
32 mm Tool Set L (R 750)	72940

Tool Set S

Ø 16 mm, 5 pieces




Set (No. 72937) includes: Separating pin 16 mm (No. 72100), straight auger 16 mm (No. 72161), bulb auger 16 mm (No. 72163), blade cutter 16 mm (No. 72169), cross-blade cutter 16 mm (No. 72175)

Model	No.
16 mm Tool Set S (R 550, R 600, R 650)	72937

Tool Set S

Ø 22 mm, 6 pieces



Set (No. 72939) includes: Separating pin 22 mm (No. 72101), straight auger 22 mm (No. 72221), serrated forked cutter 22 mm (No. 72250), spade head cutter 22 mm (No. 72261), bulb auger 22 mm (No. 72263), cross-blade cutter 22 mm (No. 72276)

Model	No.
22 mm Tool Set S (R 600, R 650, R 750)	72939

Tool Set S

Ø 32 mm, 4 pieces



Set (No. 72941) includes: Separating key 22 mm (No. 72101), straight auger 32 mm (No. 72321), bulb auger 32 mm (No. 72363), cross-blade cutter 32 mm (No. 72375)

Model	No.
32 mm Tool Set S (R 750)	72941

Spiral Sets

5 x 16 mm spiral in basket, 5 x 22 mm spiral in basket
4 x 32 mm spiral in basket



Model	R 550	R600	R650	R750	☑	No.
16 mm Standard	○	○	○	●	1	72060
16 mm SMK	○	○	○	●	1	72061
16 mm S	○	○	○	●	1	72062
16 mm S-SMK	○	○	○	●	1	72063
22 mm Standard	-	○	○	○	1	72040
22 mm SMK	-	○	○	○	1	72041
22 mm S	-	○	○	○	1	72042
22 mm S-SMK	-	○	○	○	1	72043
32 mm Standard	-	-	-	○	1	72530
32 mm SMK	-	-	-	○	1	72531
32 mm S	-	-	-	1	1	72532
32 mm S-SMK	-	-	-	○	1	72533

○ = direct attachment ● = with clutch jaw




Flushing & Pipe Cleaning

Drain Cleaning Tools



Spiral and Tool Sets

Standard Ø 16 mm



Set (No. 072945X) includes: Spiral basket 16 mm (No. 72110), 5 x 16 mm standard spirals (No. 72431), PVC-case (No. 55016), straight auger 16 mm (No. 72161), bulb auger 16 mm (No. 72163), blade cutter 16/25 mm (No. 72169), separating pin 16 mm (No. 72100), guide glove, left (No. 72120), ROWONAL spiral spray (No. 72142)

Description	Model	kg	No.
Standard 16 mm	with standard spirals	12.0	072945X

Spiral and Tool Sets

Standard Ø 16 / 22 mm




Set (No. 072956X) includes: Spiral basket 16 mm (No. 72110), 5 x 16 mm standard spirals (No. 72431), straight auger 16 mm (No. 72161), bulb auger 16 mm (No. 72163), blade cutter 16/25 mm (No. 72169), separating pin 16 mm (No. 72100), spiral basket 22 mm (No. 72112), 5 x 22 mm standard spiral (No. 72441), PVC-case (No. 55016), straight auger 22 mm (No. 72221), bulb auger 22 mm (No. 72263), funnel auger 22 mm (No. 72222), spade head cutter 22/65 mm (No. 72261), serrated forked cutter 22/76 mm (No. 72250), separating pin 22/32 mm (No. 72101), guide glove left (No. 72120), ROWONAL spiral spray (No. 72142)

Description	Model	kg	No.
Standard 16-22 mm	with standard spirals	38.0	072956X
SMK 16-22 mm	with SMK spirals	39.0	072967X

8

Spiral and Tool Sets

Standard Ø 22 mm



Set (No. 072955X) includes: Spiral basket 22 mm (No. 72112), 5 x 22 mm standard spirals (No. 72441), PVC-case (No. 55016), straight auger 22 mm (No. 72221), bulb auger 22 mm (No. 72263), funnel auger 22 mm (No. 72222), spade head cutter 22/65 mm (No. 72261), serrated forked cutter 22/76 mm (No. 72250), separating pin 22/32 mm (No. 72101), guide glove left (No. 72120), ROWONAL spiral spray (No. 72142)

Description	Model	kg	No.
Standard 22 mm	with standard spirals	24.0	072955X

Spiral and Tool Sets

Standard Ø 32 mm



Set (No. 072962X) includes: Spiral basket 32 mm (No. 72111), 5 x 32 mm standard spirals (No. 72451), PVC-case (No. 55016), straight auger 32 mm (No. 72321), retrieving auger 32 mm (No. 72325), funnel auger 32 mm (No. 72322), spade head cutter 32/65 mm (No. 72360), spiral sawtooth cutter 32/65 mm (No. 72329), separating pin 22/32 mm (No. 72101), guide glove, left (No. 72120), ROWONAL spiral spray (No. 72142)

Description	Model	kg	No.
Standard 32 mm	with standard spirals	37.0	072962X

Flushing & Pipe Cleaning

Accessories Pipe Cleaning Spirals

Spirals 8 mm / 10 mm

For ROSPI® H+E PLUS, ROSPI® R 36 PLUS, ROSPIMATIC and adaptor magazine

KEY FEATURES

- Heavy duty spiral made out of special steel (DIN EN 10270-1) with integrated bulb auger (except No. 72421, 72423)
- Suitable for ROSPI H + E Plus, ROSPI 36 Plus, ROSPIMATIC as well as with adaptor R 550, R 600, R 650
- The wire diameter with an 8 mm spiral averages \varnothing 2 mm, and with 10 mm spirals \varnothing 2.5 mm
- Easy to use, even in tight bends, especially with 8 mm spirals also directly through sink strainers, crosses and drains without having to disassemble the drain or stench tap

mm	Wire \varnothing	m	Type	Steel core	Use for for ROSPI®	kg	No.
6.4	2 mm	4.5	-	-	R 6	0.8	72522
8	2 mm	7.5	C 1	-	R 8 - R 36	1.8	72412
8	2 mm	7.5	C 1 - IC	●	R 8 - R 36	2.3	72413
8	2 mm	10.0	-	-	R 8 - R 36	2.4	72414
8	2 mm	10.0	-	●	R 10 - R 36	3.0	72415
10	2.5 mm	10.0	C 5	-	R 10 - R 36	3.5	72422
10	2.5 mm	7.5	C 4	-	R 10 - R 36	2.9	72420
10	2.5 mm	7.5	C 4 - IC	●	R 10 - R 36		72424
10	2.5 mm	7.5	-	-	R 10 - R 36		72421*
10	2.5 mm	7.5	-	●	R 10 - R 36	2.9	72423*

*with T-groove coupling



No. 72413



No. 72421 / No. 72423

Reducing / Extension Pieces

For spirals with T-coupling

Within limits, tools with larger or smaller lead-ins can also be adapted

Description	negative	positive	g	No.
Extension piece	16 mm	22 mm	140	72461
Reducing piece	22 mm	16 mm	150	72460
Extension piece	22 mm	32 mm	320	72463
Reducing piece	32 mm	22 mm	330	72462



No. 72461



No. 72460

Safety T-Couplings

Description	16 mm 5/8"	22 mm 7/8"	32 mm 7/8"
for Standard and SMK spirals			
positive	20 72150	40 72210	100 72310
negative	20 72151	40 72211	100 72311
for S and S SMK spirals			
positive	20 72152	40 72212	100 72312
negative	20 72153	40 72213	100 72313
for ROPOWER profile cable			
positive	20 72156	40	100
negative	20 72157	40	100

For repairing broken spirals!

for Standard and SMK spirals



No. 72210



No. 72211

for S and S SMK spirals



No. 72212



No. 72213



Flushing & Pipe Cleaning

High-Pressure Drain Cleaning

High-Pressure Drain Cleaner

Soiled pipes are flushed using the high-pressure system with up to 200 bar. At the start of cleaning, a cleaning hose is introduced into the pipe. Water is then flushed through the pipe at a pressure dependant on the level of soiling - until the pipe is completely clean.

For the removal of the obstructions and possible deposits there are a number of different nozzles that can be used eg. quattro 3-sided nozzle, the rotating nozzle or the grenade nozzle. Working with these special cleaning nozzles, in addition to water pressure, enables a quiet, quick and precise procedure.

Even the hardest incrustations are loosened and flushed away – without the need for chemicals. By controlling the high-pressure unit with the remote control, the operator can continue working without any interruption.

High-pressure cleaning is an efficient and cost-effective solution for obstructions in ground pipes, for soil and rain water as well as for pipes that transport grease, and for the removal of roots. This method is therefore used for land drainage, gutters, courtyard drainage, rain-water downpipes, rainwater canals, etc.

Efficient and cost-effective solution for obstructions in ground pipes!



8



HD 19/180B from the HD series



ROJET 30/130 from the ROJET series



ROJET 40/100 from the ROJET series



Flushing & Pipe Cleaning

High-Pressure Drain Cleaning

High-Pressure Drain Cleaner

High-quality professional unit Ø 40 – 200 mm working range

Product Profile

KEY FEATURES

- Wide range of high-pressure cleaners for professional use. High-quality components and an optimum ratio between power density and operating pressure guarantees reliable operation and effective cleaning
- For cleaning pipes, drains, rainwater downpipes, domestic connections, cleaning work in sewers as well as surface cleaning of vehicles, machines, buildings and floor tiles
- High-performance, self-priming compact unit

TECHNICAL DATA

Continuous pressure regulation:

Pump with 3 ceramic plungers running in an oil bath, run-dry protection, stainless steel valves, brass pump housing, leakage return flow, pressure gauge with bar/psi scale, self priming up to 2 m

With integrated suction injector (all versions):

External supply of cleaning agents

High operational safety: No damage to the high-pressure seal

HD 11 / 90 for pipe:	Ø 40 - 150 mm, max. 20 m
HD 13 / 100 for pipe:	Ø 40 - 150 mm, max. 20 m
HD 17 / 190 for pipe:	Ø 40 - 200 mm, max. 40 m
HD 19 / 180B for pipe:	Ø 40 - 150 mm, max. 40 m

HD 11/90

Self-priming compact unit from Ø 40 – 150 mm up to 20 m length



Ø 150 mm!



Product Profile

KEY FEATURES

- Compact and portable unit
- Ideal for fast operation in small pipe dimensions
- AC supplied, self-priming up to 2 m

TECHNICAL DATA

Max. operating pressure:	90 bar
Electric motor:	AC supply
Pump delivery:	11 l/min
Rating:	1.5 kW
Max. working length:	20 m
Speed:	1,400 min ⁻¹

Scope of delivery: HD 11 / 90 (No. 76008), 10 m special high-pressure hose with couplings (No. 72810) and pipe cleaning nozzle (No. 76053)

Model 230 V / 50 Hz

High-pressure pipe cleaning unit HD 11 / 90 29.5 **76008**

HD 13/100

100 bar high-pressure pipe cleaning unit with hose reel



Ø 150 mm!



Product Profile

KEY FEATURES

- Air-filled transport wheels, easy to navigate stairs
- AC supplied, self-priming up to 2 m

TECHNICAL DATA

Max. operating pressure:	100 bar
Electric motor:	AC supply
Pump delivery:	13 l/min
Rating:	2.3 kW
Max. working length:	20 m
Speed:	1,400 min ⁻¹

Scope of delivery: HD 13 / 100 (No. 76020), hose reel with 20 m special high-pressure hose (No. 72812) with couplings and pipe cleaning nozzle (No. 76089)

Model 230 V / 50 Hz

High-pressure pipe cleaning unit HD 13 / 100 45.0 **76020**



Flushing & Pipe Cleaning

High-Pressure Drain Cleaning

HD 17 / 190

190 bar high-pressure cleaner with three-phase motor



Ø 200 mm



Product Profile

KEY FEATURES

- Three-phase motor, self-priming up to 2 m
- Air-filled transport wheels, easy to navigate stairs

TECHNICAL DATA

Max. operating pressure: 190 bar	Electric motor: Three phase
Pump delivery: 17 l/min	Rating: 5.0 kW
Max. working length: 40 m	Speed: 2,800 min ⁻¹

Scope of delivery: HD 17 / 190 (No. 76070), hose reel with 40 m special high-pressure hose DN 8 with couplings (No. 72820) and pipe cleaning nozzle (No. 76089)

Model	kg	No.
High-pressure pipe cleaning unit HD 17 / 190	50.0	76070

HD 19 / 180 B

180 bar high-pressure cleaner with petrol motor

Ø 200 mm

Petrol engine!



Product Profile

KEY FEATURES

- Works with fuel, no voltage needed, self-priming up to 2 m
- Air-filled transport wheels, easy to navigate stairs

TECHNICAL DATA

Max. operating pressure: 180 bar	Rating: 8.1 kW
Pump delivery: 19 l/min	Speed: 1,800 min ⁻¹
Max. working length: 40 m	Petrol engine: Honda
Tank capacity: 6,5 l	Consumption: 3.2 l/h

Scope of delivery: HD 19 / 180B (No. 76090), hose reel with 40 m special high-pressure hose DN 8 with couplings (No. 72820) and pipe cleaning nozzle (No. 76053)

Model	kg	No.
High-pressure pipe cleaning unit HD 19 / 180 B	78.5	76090

8



Accessories HD 11/90



Model	kg	No.
Flexible, high-pressure hose with R 1/4" coupling, DN 6		
Length 10 m	2.50	72810
Length 20 m	4.50	72812
Pipe cleaning nozzle, R1/4", stainless steel	0.04	76053
excl. forward jet spray, 4 holes, Ø 25 x 22 mm		
incl. forward jet spray, 5 hole, Ø 25 x 22 mm	0.04	76063
Rotary nozzle 45°, 4 holes, Ø 16 x 30 mm	0.08	77503
Cleaning lance with wide-angle nozzle	1.30	76073
for surface cleaning		
Spare wide-angle nozzle	0.01	76082
Injector suction pipe for cleaning agent, only for use with cleaning lance, length 1.2 m	0.05	76067
Water suction hose	0.20	76066
for intake from containers, length 3.0 m		

Accessories HD 13/100 – 17/190 – 19/180



Model	kg	No.
Flexible, high-pressure hose with R 1/4" coupling		
Length 10 m, NW 6 (HD 13/100, HD 17/190)	2.50	72810
Length 20 m, NW 6 (HD 13/100, HD 17/190)	4.50	72812
Length 40 m, NW 8 (HD 17/190, HD 19/180 B)	10.70	72820
Pipe cleaning nozzles R1/4", stainless steel	0.04	76089
excl. forward jet spray, 4 hole, Ø 25 x 22 mm		
incl. forward jet spray, 5 holes, Ø 25 x 22 mm	0.04	76065
Rotary nozzle 45°, 4 holes, Ø 16 x 30 mm	0.08	77506
Cleaning lance with wide-angle nozzle	1.30	76068
for surface cleaning		
Spare wide-angle nozzle	0.01	76088
Injector suction pipe for cleaning agent, only for use with cleaning lance, length 1.2 m	0.05	76067
Water suction hose, length 3.0 m	0.20	76066
for intake from containers		

Flushing & Pipe Cleaning

High-Pressure Drain Cleaning

ROJET® High-Pressure Cleaning Units

Professional cleaning units

Innovative cleaning technology that is established on the market. User-friendly construction with an optimum ratio between power density and operational pressure for the best cleaning results. Available in many variations and versions

KEY FEATURES

- **Suitable for mounting in or on different vehicle types**
Free vehicle choice
- **Prevents the pump from over speeding**
Speed limiting
- **Drain cleaning for pipe diameters from 40 mm**
Mobile hose reel for small pipe diameters available
- **Independent operation from vehicle engine**
Low maintenance costs and service times, separate engine, no auxiliary drive required
- **Container design**
ROJET can be installed in different vehicles at any time

KEY FEATURES

- **High service level**
12-month warranty on motor, pump and hydraulics, guaranteed spare parts service due to series production. Clear differentiation of guarantees for cleaning unit and vehicle manufacturer.
- **Low maintenance, long service life of motor, pump and hydraulics**
High-quality design, solid construction
- **Permits the use of a lance**
E.g. for cleaning surfaces, exterior walls, courtyards, vehicles, etc., built-in pressure selection valve


ROJET® 30/130

High-pressure cleaning unit for pipes from Ø 40 - 200 mm

Product Profile

TECHNICAL DATA

Motor:	Tough 4-stroke petrol engine, 1 cylinder, air-cooled, E-Start, rating 9.5 KW (13 HP), normal petrol
Starter battery:	12 Volt, 36 Ah
High-pressure pump:	3-plunger pump, delivery 30 l/min - 130 bar
Water tank:	Plastic, contains 200 litre
High-pressure reel:	Stainless steel reel, rotatable water coupling, manual operation
Filling reel:	Stainless steel reel, rotatable water coupling, manual operation
High-pressure hose:	DN 12, length 50 m (R 1/2" coupling)
Filling hose:	DN 19, length 50 m (R 1/2" coupling)
Included in delivery:	High-performance nozzle 1/2"
Trailer:	Break-free box trailer
Covering:	Tarpaulin and frame, height 800 mm
Overall-dimensions:	2,520 x 1,480 x 1,700 mm (L x W x H)
Gross vehicle weight	550 kg
Included in delivery:	1 parking stand



Model	kg	No.
ROJET 30/130 basic unit without trailer	200	76301
ROJET 30/130 basic unit with trailer	290	76300
Nozzle set 30 / 130	6.5	76462

Includes: Nozzle holder (No. 76309), standard nozzle with forward jetting (No. 77601), grenade nozzle (No. 77631), 3-sided Quattro nozzle (No. 77611)

For other extras/optional equipment, please see the table on 240



Flushing & Pipe Cleaning

High-Pressure Drain Cleaning


ROJET® 40/100

High-pressure cleaning unit for pipes Ø 40 - 200 mm



ROJET® 130/160

High-pressure drain cleaning unit for professional use



8

Product Profile

TECHNICAL DATA


Main frame:	Profiled steel, hot-galvanised
Engine:	4-stroke petrol engine, 1 cylinder air cooled, electric starter, automatic speed control, rating 9.5kw (13HP), Normal fuel
Pump:	3-plunger type, delivery 40l/min at 100 bar
Starter battery:	12 Volt/36 Ah
Water tank:	Plastic, 200 Liter
Fuel tank:	6 litre
High-pressure reel:	Handwheel, hinge
High-pressure hose:	DN 12, length 50 m, coupling R1/2"
Dimensions:	1,200 x 1,000 x 700 mm (L x B x H)
Weight:	approx. 200 kg
Equipment:	Water filter, glycerine pressure gauge, pressure switch valve, safety valve, standard nozzle, anti-freeze suction

Model		No.
-------	---	-----

ROJET 40/100	200	76100
--------------	-----	--------------

Nozzle set 40/100	6.5	76462
-------------------	-----	--------------


includes: nozzle holder (No. 76309), standard nozzle with forward jetting (No. 77602), grenade nozzle (No. 77632), rotary nozzle (No. 77622), flat nozzle (No. 77642), 3-sided Quattro nozzle (No. 77612)

For other extras/optional equipment, please see the table on  240


Product Profile

TECHNICAL DATA

Main frame:	Profiled steel, hot-galvanised, partially coated
Engine:	Diesel engine, 4-cylinder, water cooled, turbocharger, automatic speed control, rating 44 KW (60 HP)
Pump:	3-plunger pump, delivery 128 l/min at 160 bar
Starter battery:	12 Volt/36 Ah
Large High-pressure reel:	Hydraulic drive, continuously adjustable with HD hose DN 19, length 80 meters
Small High-pressure reel:	Hydraulic drive, continuously adjustable with HD hose DN 12, length 80 meters
Filling reel:	Manual operation, with filling hose DN19, length 50 meters
Water tank:	Plastic, 800 l. Other sizes available
Fuel tank:	Capacity 27 litre
Dimensions:	2,300 x 1,400 x 1,360 mm (L x W x H). Suitable for the Mercedes Sprinter and similar vehicles
Weight:	approx. 900 kg
Equipment:	Run-dry protection, water filter, water level indicator, glycerine pressure gauge, safety valve with unloader function, C-connector, anti-freeze exhaust, pressure switch lever, 2 standard nozzles, control box with control lights, ignition lock, operating hour counter and fuel gauge

Model		No.
-------	---	-----

ROJET 130/160	900	76485
---------------	-----	--------------

For other extras/optional equipment, please see the table on  240

Flushing & Pipe Cleaning

High-Pressure Drain Cleaning

ROJET® 50/120 – 60/140 – 85/160 – 100/160 – 100/200 Basic and Comfort

Product Profile

KEY FEATURES

- **Maintenance friendly, long service life of motor, pump and hydraulics**
High-quality design, solid construction
- **Use with cleaning lance**
E.g. for cleaning surfaces, exterior walls, courtyards, vehicles, etc. Built-in pressure selection valve
- 5 different performance versions
- Individual drive unit
- Galvanised main frame
- Easy to use
- Cost-saving building block system

TECHNICAL DATA

Main frame:	Profiled steel, hot-galvanised, partially coated reel supports, fitted
Motor:	Petrol engine 15 KW / 17 KW, diesel engine 37 KW / 42 KW, E-Start, automatic speed control
Pump:	3-plunger pump, delivery 50-100 l/min at 120-200 bar
Starter battery:	12 Volt / 36 Ah
High-pressure reel:	Hydraulic reel gear
High-pressure hose:	50/120 - 85/160 DN 12, length: 80 m, 100/150 and 100/200 DN 16, length: 80 m
Filling reel:	Manual and hydraulic (optional)
Filling hose:	DN 19, length: 50 m
Water tank:	Plastic, ROJET 50/120 and 60/140, capacity 400 litres, ROJET 85/160 - 100/200, capacity 800 litres, other sizes available
Equipment:	Run-dry protection, instrument panel with ignition switch, operating hours counter, fuel gauge and engine control lamps. water level indicator with acoustic signal, automatic diesel level indicator, manual hose guide, water filter with cut-off cock, safety valve with unloader function 3-way pressure selector tap, glycerine pressure gauge, cover of the drive unit is made of aluminium-corrugated sheet metal continuous speed and pressure adjustment, additional filling possibilities using C-coupling, water level indicator over plexi-glass tube, 1 standard nozzle.



Model	kg	No.
ROJET® 50/120 Basic	420	76540
ROJET® 60/140 Basic	440	76541
ROJET® 85/160 Basic	800	76542
ROJET® 100/160 Basic	810	76543
ROJET® 100/200 Basic	810	76544



Model	kg	No.
ROJET® 50/120 Comfort	450	76320
ROJET® 60/140 Comfort	470	76321
ROJET® 85/160 Comfort	820	76322
ROJET® 100/160 Comfort	830	76323
ROJET® 100/200 Comfort	830	76324



Flushing & Pipe Cleaning

High-Pressure Drain Cleaning



8

ROJET®

Optional equipment

Remote control and other optional equipment is available, please see table below!

ROJET®	No.	30/130	40/100	50/120 60/140	85/160 100/160 100/200	130/160
Water tank						
800 litres	76220	n/a	●	●*	S	S
1,000 litres	76221	n/a	●	●*	●	●
2 x 800 litres	76222	n/a	●	●*	●	●
2 x 1,000 litres	76223	n/a	●	●*	●	●
Remote control						
Cable, 3-functions	76226	n/a	n/a	●	●	
Radio, 3-functions	76302	n/a	n/a	●	●	
Cable, Radio	76331	n/a	n/a	●	●	●
Working spot lights	76200	n/a	n/a	●	●	●
Base frame	76232	n/a	n/a	●	●	●
Base frame:	Necessary when wheelhouse distance is less than 1.2 meters					
Aluminium floor	76228					
Autom. filling stop	76210	n/a	●	●	●	●

Explanation: n/a = not applicable, ● = additional charge, S = standard, F = possible without additional charge
* Only for ROJET 50/120 long version (Type L)

Standard Nozzle

Made of VA steel

Suitable for the removal of obstructions or for flushing pipes and drains

**All-purpose standard nozzle:
versatile – flexible – hard-working!**



Model	Coupling	Ø x L mm	kg	No.
For ROJET® 30/130	R 1/2"	30 x 50	0.12	76135
For ROJET® 40/100	R 1/2"	30 x 50	0.12	76141
For ROJET® 50/120	R 1/2"	30 x 50	0.12	76137
For ROJET® 60/140	R 1/2"	30 x 50	0.12	77606
For ROJET® 85/160	R 1/2"	30 x 50	0.12	76152
For ROJET® 130/150	R 1/2"	30 x 50	0.12	76488
For ROJET® 130/150	R 3/4"	40 x 60	0.16	76406

Rotating Nozzle

Made of VA steel

High-performance rotating nozzle that is especially suited for use in greasy pipes, for all-round cleaning before TV camera inspection for the removal of light deposits and roots

It is also often used for basic cleaning before reconditioning

- 4 different jet angles
(propulsion part 25° / pipe 90°, 75° and 60°)
- All-round use
- Guarantees maximum cleaning performance



Model	Coupling	Ø x L mm	kg	No.
For ROJET® 30/130	R 1/2"	30 x 50	0.55	77621
For ROJET® 40/100	R 1/2"	30 x 50	0.55	77622
For ROJET® 50/120	R 1/2"	30 x 50	0.55	77623
For ROJET® 60/140	R 1/2"	30 x 50	0.55	77626
For ROJET® 85/160	R 1/2"	30 x 50	0.55	77624
For ROJET® 100/150	R 1/2"	30 x 50	0.55	77566
For ROJET® 130/150	R 1/2"	30 x 50	0.55	76492
For ROJET® 130/150	R 3/4"	40 x 110	0.72	76427

Quattro 3-sided Nozzle

Made of VA steel

Support the quick removal of tough obstructions through ripping, cutting and drilling. Additionally, it can be used in cleaning away pipe pressing residues

- Nozzle with 3-sided point
- With 4 forward-facing high-pressure jets. (M5 grub screws)



Model	Coupling	Ø x L mm	kg	No.
For ROJET® 30/130	R 1/2"	30 x 50	0.11	77611
For ROJET® 40/100	R 1/2"	30 x 50	0.11	77612
For ROJET® 50/120	R 1/2"	30 x 50	0.11	77613
For ROJET® 60/140	R 1/2"	30 x 50	0.11	77616
For ROJET® 85/160	R 1/2"	30 x 50	0.11	77614
For ROJET® 100/150	R 1/2"	30 x 50	0.11	77565
For ROJET® 100/200	R 1/2"	30 x 50	0.11	77530
For ROJET® 130/150	R 1/2"	30 x 50	0.11	76489
For ROJET® 130/150	R 3/4"	40 x 70	0.14	76410

Grenade Nozzle with Traction Jet

Made of VA steel

Cleaning nozzle with a high cleaning efficiency for professional use in drains with a maximum diameter of 300 mm.

- Optimised water flow, flexible, with high power traction



Model	Coupling	Ø x L mm	kg	No.
For ROJET® 30/130	R 1/2"	60 x 95	0.136	77631
For ROJET® 40/100	R 1/2"	60 x 95	0.136	77632
For ROJET® 50/120	R 1/2"	60 x 95	0.136	77633
For ROJET® 60/140	R 1/2"	60 x 95	0.136	77636
For ROJET® 85/160	R 1/2"	60 x 95	0.136	77634
For ROJET® 100/200	R 1/2"	60 x 95	0.136	76172
For ROJET® 130/150	R 1/2"	60 x 95	0.136	76490
For ROJET® 85/160R 3/4" - R 1/2"	R 1/2"	70 x 105	0.136	76193
For ROJET® 100/200R 3/4" - R 1/2"	R 1/2"	70 x 105	0.136	76179
For ROJET® 130/150R 3/4" - R 1/2"	R 1/2"	70 x 105	0.177	76416



Flushing & Pipe Cleaning

Accessories High-Pressure Drain Cleaning

Flat Nozzle

Made of VA steel

The wedged-shaped flat nozzles main purpose is for bottom cleaning and the removal of sand and debris. Furthermore, the flat nozzle is excellent for negotiating large passages and transporting heavy residue

- Utmost traction, light jetting effect (approx. 2")
- Demonstrative cleaning performance
- Optimum nozzle alignment (M 6 grub screws)



Model	Coupling	Ø x L mm	kg	No.
For ROJET® 30/130	R 1/2"	70 x 120	2.95	76170
For ROJET® 40/100	R 1/2"	70 x 120	2.95	76157
For ROJET® 50/120	R 1/2"	70 x 120	2.95	77643
For ROJET® 60/140	R 1/2"	70 x 120	2.95	76233
For ROJET® 85/160	R 1/2"	70 x 120	2.95	77644
For ROJET® 100/150	R 1/2"	70 x 120	2.95	76234
For ROJET® 100/200	R 1/2"	70 x 120	2.95	76161
For ROJET® 130/160	R 1/2"	70 x 120	2.95	76235
For ROJET® 130/160	R 3/4"	100 x 160	3.84	76236

Rotor Trench Nozzle

Made of VA steel

Suitable for the removal of hard deposits and tough roots, high torsion with the turbine drive

- Multiple uses
- Best cleaning results




Model	Coupling	kg	No.
Rotor trench nozzle ROJET® 50/120	R 3/4-R 1/2"	3.4	76453
Rotor trench nozzle ROJET® 60/140	R 3/4-R 1/2"	3.6	77666

8

Nozzle Assortment

Professional nozzle sets for ROJET

The nozzle assortment that is arranged for the professional, ensures a wide range of use and guarantees effective cleaning



Example for ROJET 40/100. Satz No. 76463

Model	Coupling	kg	No.
For ROJET® 30/130	R 1/2"	5.10	76462
For ROJET® 40/100	R 1/2"	5.10	76463
For ROJET® 50/120	R 1/2"	5.10	76464
For ROJET® 60/140	R 1/2"	5.10	77650
For ROJET® 85/160	R 1/2"	5.10	76465
For ROJET® 100/150	R 1/2"	5.10	76466
For ROJET® 100/200	R 1/2"	5.10	76470
For ROJET® 130/160	R 1/2"	5.10	76495
For ROJET® 130/160	R 3/4"	6.63	76467
Nozzle holder	50 x 370	1.28	76309
for nozzle assortment with 5 x 1/2"			

High-pressure Cleaning Lance

The built-in ROJET pressure selection valve enables use with a cleaning lance

- Complete with R 1/2" threaded coupling
- Flat jet nozzle insert for channel, surface and component cleaning. Included in delivery



No. 76187



No. 76189

Model	kg	No.
For ROJET® 40/100 - 50/120 - 30/130	0.28	76187
For ROJET® 85/160	3.10	76189
For ROJET® 100/200	3.20	76166

For ROJET® drain cleaning units please see 237

High-Pressure Hose

- Highly flexible
- Complete with couplings



Nominal diameter mm	Coupling	$\overset{L}{\text{m}}$	kg	No.
8	R1/4"	40	9.4	72820
13	R1/2"	50	20.0	76130
13	R1/2"	80	52.0	76131
16	R1/2"	80	67.0	76119

Suction Injector

Extends the ROJET's range of use and helps to minimise costs.
Can be operated without a separate pump

- Suitable for all ROJET versions
- R 1/2" hose coupling
- High suction performance



Perfectly suited for the suction cleaning of silted channels, drains, grease separators, etc.!




Model	kg	No.
HD-Coupling R1/2". with 6 m spiral hose	5.50	76191

Deflector Rollers

The use of deflector rollers reduces the wear and tear of high-pressure hoses and therefore extends the service life and helps to minimise costs



No. 77500



No. 77501

Model	kg	No.
For bottom manhole edge	6.2	77500
For bottom manhole edge	5.0	77501

Hose Reel, mobile

The mobility and range of use of the ROJET is increased when the hose reel is used. Can easily be used without the help of a second person

- Includes professional cleaning nozzles
- Suitable for all ROJET versions
- Inlet R 1/2"



No. 76118

Set (No. 76118) includes: Hose reel with manual crank, shut-off valve and swivel joint, 30 m high-pressure hose DN 8 with coupling R 1/4" (No. 72820), drain cleaning nozzle R 1/4" (No. 76055)

Model	kg	No.
Hose reel, complete with hose	26.5	76118
Hose reel, inlet 1/2" with hose	17.0	76160
30 m high-pressure hose DN 8, R 1/4" coupling	9.40	72820
Drain cleaning nozzle R 1/4", without forward jetting	0.04	76055
Drain cleaning nozzle R 1/4", with forward jetting	0.04	76065
Rotating nozzle R 1/4", 45°	0.08	77506





ROTHENBERGER

500 kg

9



ROTHENBERGER

244

ROWELD®

Plastic Pipe Welding

Cutting Manual

Cutting / Chamfering Tool 246 - 248

Cutting Electric

Orbital Circular Saw 249

Socket Welding

Socket Welding Unit 250 - 252

Hot Gas Welding

Hot Gas Welding Unit 253

Electro-Fusion Welding

Electro-Fusion Welding Unit 254 - 255

Building Site and Workshop Welding Manual

Plastic Pipe Welding Machines 256 - 258

Accessories ROWELD® P 110 259

Accessories ROWELD® P 160 SANILINE 260

Accessories ROWELD® P 250 A 261

Overview Hydraulic System 262 - 263

Heating Plate Butt Welding

Heating Plate Butt Welding Machines 264 - 267

Band Saws

Band Saw Machines 268

Service & Maintenance 269

9



Plastic Pipe Welding

Cutting Manual

ROCUT® 110 / ROCUT® 160

Cutting and chamfering tool for right-angled cutting and chamfering (15°), Ø 32 - 160 mm



Product Profile

APPLICATION AREA

Suitable for thin and thick-walled PVC, PE, PP, PEX, PB and PVDF pipes, as well as sound-insulated drain pipes. Utmost precision in a single operation

KEY FEATURES


- Only one tool required for cutting, chamfering and deburring
- Extremely long service life with optimum cutting geometry
- Special accessories for PE, PP, PEX, PB and sound-insulated pipes

KEY FEATURES

- Uniform chamfering of the entire pipe circumference
- Continuously adjustable pipe clamping pressure
- Integrated internal deburrer is stored in the handle
- Pipe cutting also possible without chamfering, as cutter blade shaft can be mounted with 180° offset

TECHNICAL DATA

ROCUT® 110: Ø 32 - 110 mm
ROCUT® 160: Ø 110 - 160 mm



Carbide cutting blade with sharpened 15° angle and retractable internal pipe deburrer with rotatable HSS blade

Only one tool required for cutting, chamfering and deburring

Carbide cutting blade

Extremely long service life with optimum cutting geometry

Centred, and safe pipe clamping, including non-round pipes

Continuously adjustable pipe clamping pressure

With patented automatic copying (standard with ROCUT® 160, optional with ROCUT® 110)

Uniform chamfering of the entire pipe circumference

Cutter wheel insert

Special accessories for PE, PP, PEX, PB and sound-insulated pipes

Integrated internal deburrer is stored in the handle

Always on hand



ROCUT® 110 / ROCUT® 160 Sets

ROCUT® 110 Set (No. 55035) / (No. 55037) includes: ROCUT® 110 (No. 55020), internal deburrer (No. 55018), clamping set 50, 75 and 110 mm, with standard cutter blade shaft and cutter blade insert (No. 55029), cutter wheel (No. 54950) (for sound-insulated pipes), plastic carrying case (No. 55016), with Set (No. 55037) is No. 55029 not included

ROCUT® 160 Set (No. 55063) includes: ROCUT® 160 (No. 55030), internal deburrer (No. 55018), 2 clamping sets, cutter blade shaft with copying and, HM cutter blade insert (No. 55019), plastic carrying case (No. 55017)



No. 55035



No. 55063


Handheld operation



Clamping in a parallel vice



ROCUT® 160 with cutter wheel



ROCUT® 110 with cutter blade (No. 54950) (special accessories)



Model	Working range Ø mm	kg	No.
ROCUT® 110 set	50, 75, 110	3.9	55035
ROCUT® 110 set for sound-insulated pipes	58, 78, 110	3.9	55037

Model	Working range Ø mm	kg	No.
ROCUT® 160 set	110, 125, 160	5.6	55063

ACCESSORIES

Model	g	No.
Cutter blade for internal deburrer	10	21652
Plastic carrying case for ROCUT® 110	850	55016
Plastic carrying case for ROCUT® 160	1,400	55017
Internal deburrer with blade	150	55018

You'll find clamping jaw sets on 248



Plastic Pipe Welding

Cutting Manual



No. 55020

ROCUT® 110 with cutter wheel (No. 54950) (special accessories)



ROCUT® 110

Basic unit Ø 32 - 110 mm

For use with clamping sets Ø 32 - 100 mm, without internal deburrer, with standard cutter blade shaft and cutter blade (No. 55029)

Model	mm	g	No.
Basic unit ROCUT® 110	110	2,450	55020
Clamping set*	100	110	55048
Clamping set*	90	150	55021
Clamping set*	80	170	55047
Clamping set*	78	180	55062
Clamping set*	75	210	55022
Clamping set*	63	220	55023
Clamping set*	58	230	55013
Clamping set*	56	270	55024
Clamping set*	50	290	55025
Clamping set*	40	300	55027
Clamping set*	32	330	55026

* Clamping set (1 set = 2 semi-circular segments)



No. 55030

ROCUT® 160 with cutter blade



ROCUT® 160

Basic unit Ø 110 - 160 mm

Cutter blade shaft with automatic copying and cutter blade (No. 55019), for use with clamping sets Ø 110 - 140 mm, without internal deburrer

Model	mm	g	No.
Basic unit ROCUT® 160	160	3,450	55030
Clamping set*	140	180	55031
Clamping set*	125	250	55032
Clamping set*	110	310	55033

* Clamping set (1 set = 2 semi-circular segments)

9



No. 54960



No. 54961

With automatic copying



No. 55029

No. 55019

HM Cutter Blade Inserts

ROCUT® 110 and ROCUT® 160

Model	Cutting depth mm	g	No.
Cutter blade shaft with Automatic copying and HM cutter blade inserts	7.5	110	54960
Cutter blade shaft with Automatic copying and HM cutter blade inserts	12.5	120	54961
Spare HM cutter blade insert for Cutting and chamfering 15°	7.5	10	55029
Spare HM cutter blade insert for Cutting and chamfering 15°	12.5	20	55019



No. 54950

Cutter Wheels

ROCUT® 110 and ROCUT® 160



No. 055053D

No. 055054D

No. 055074D

Model	Cutting depth mm	g	No.
Cutter blade shaft with Cutter wheel (No. 55074)	16.0	130	54950
Spare cutter wheels (2 pcs.)	8.6	10	055053D
Spare cutter wheels (3 pcs.)	13.0	20	055054D
Spare cutter wheels (2 pcs.)	16.0	20	055074D

ROCUT® UKS 160 / 355

High-performance orbital circular saw Ø 160 - 355 mm



Product Profile

APPLICATION AREA


For cutting of plastic pipes made of PE, PP and PVC
For use on the building site or in the workshop

KEY FEATURES

- Right-angled cuts with no misalignment
- Exact repeatable cuts with adjustable cutting depth limit and fine setting
- Efficient and economical operation with high cutting speed
- Safe operation with saw blade guard
- Optimum pipe centering

TECHNICAL DATA

Voltage:	230 V 50 / 60 Hz
Power:	1,520 W
Outer pipe diameters:	160 mm - 355 mm
Smin.:	8 mm
Smax.:	40 mm



No. 55505



No. 55655



Model	kg	No.
ROCUT® UKS 160 / 355, complete with HM saw blade (No. 55505), without transport box	15.4	55620
Spare HM saw blade 180 x 30 mm with spacer	0.6	55505
Transport box 700 x 350 x 500 mm	17.5	55655

Wide, rubberised clamping and guide rollers

Right-angled cuts with no misalignment

Six rubberised clamping & guide rollers ensure right-angled cuts with no misalignment



Secure clamping and optimum pipe centering are guaranteed by the central clamping device



Plastic Pipe Welding

Socket Welding

ROWELD® P 63 S-6 Sword

Socket welding unit Ø 20 - 63 mm



Product Profile

APPLICATION AREA

Socket welding unit for use with heating spigots and heating sockets Ø 20 - 63 mm with three simultaneously usable combinations for welding sockets, pipes and fittings up to Ø 63 mm

KEY FEATURES

- Increased flexibility and combination options for every day use
- Long service life and according to DVS regulations
- All important information at a glance
- Safe operation with the temperature control as per DVS regulations

KEY FEATURES

- Light and handy for fatigue-free use
- Simple to use even in confined spaces
- Floor stand is available at all times

TECHNICAL DATA

Power:	800 W
Model:	Thermostatic or electronically controlled
Pipe diameter:	For sockets, pipes and fittings from Ø 20 - 63 mm
Voltage:	230 V 50 / 60 Hz 110 / 115 V 50 / 60 Hz

3 holes for mounting heating spigots and heating bushes

Increased flexibility and combination options for every day use

Heating spigots and heating bushes (Ø 20 - 63 mm) with high quality PTFE-anti-stick-covering

Long service life and according to DVS regulations

Isolator prevents heat transport to the case

Efficient heat protection

Control lamps for controls and intervals

All important information at a glance

Temperature selector switch for electronic temperature control and monitoring

Process safety thanks to temperature control according to DVS

Automatic overheating protection


Unit safety

Heating plate with an especially narrow sword form

Simple to use even in confined spaces

Unit has an integrated and retractable floor stand

Floor stand is always available when needed



Plastic Pipe Welding

Socket Welding

ROWELD® P 63 S-6 Sword Set

P-63 S-6 Sets include: Heating spigots, allen key size 6 (No. 321216), socket-head screws and table mounting clamp in plastic carrying case

Electronically controlled for a constant temperature!



Fig. P 63 S-6, thermostatically controlled



Fig. P 63 S-6, electronically controlled

Model	Power Working range Ø mm	Control watts	Description	kg	230 V	110/115 V
P 63 S-6 set	20, 25, 32	800	thermostatic	4.30	053892X	053894X
P 63 S-6 set	20, 25, 32, 40, 50, 63	800	thermostatic	5.30	053893X	053889X
P 63 S-6 set	20, 25, 32	800	electronically	4.30	053890X	053886X
P 63 S-6 set	20, 25, 32, 40, 50, 63	800	electronically	5.30	053891X	053887X
P 63 S-6 single unit		800	thermostatic	1.78	053897X	
P 63 S-6 single unit		800	electronically	1.78	053896X	

Heating Spigots & Sockets (Form A) for P 63 S-6

With high-quality non-stick Teflon coating with a long service life and manufactured according to DVS regulations



Working range Ø mm	g	No.
20	80	53511
25	100	53512
32	170	53513

Working range Ø mm	g	No.
40	260	53514
50	370	53515
63	600	53516

P 63 S-6 set thermostatically controlled



Secure workbench operation, integrated holder for the table mounting clamp



Plastic Pipe Welding

Socket Welding

ROWELD® P 125

Socket welding unit for use with heating spigots and heating sockets for Ø 16 - 125 mm, as well as adaptor plates for butt welding

With three simultaneously usable welding combinations for free-handed working or workbench assembly using table mounting clamp



No. 55321



ROWELD® P 125 Set (Form A)



In carrying case with socket welding unit (1,300 Watt), heating spigots and sockets, adaptor plate (1 set = 2 plates), allen key size 5, cylinder screws, socket pin, table clamp and floor stand

Product Profile

KEY FEATURES

- Process reliability with the temperature control according to DVS, CEN and ISO standards
- With high-quality non-stick Teflon coating, long service life and manufactured according to DVS regulations
- Electronic temperature control and monitoring, as well as prevention against unintentional temperature adjustment
- Saves time and money with quick-exchange system for heating plates
- Optimum temperature distribution over the entire working area
- 4 holes for mounting of heating spigots and heating sockets



Set (No. 55546) includes: basic unit, table mounting clamp, heating spigots / heating sockets 63, 75, 90, 100 and 125 mm, steel case

Heating spigots / Heating sockets

Adaptor plate



Model	Power watts	mm	Control Model	kg	230 V 50/60 Hz
P 125	1,300	16 - 125	electronically	3.10	55321
P 125 Set	1,300	63 - 125	electronically	17.05	55546

Heating Spigots / Heating Sockets

Model	kg	No.	Model	kg	No.
16	0.06	55585	40	0.26	55592
17	0.06	55586	50	0.37	55593
18	0.08	55587	63	0.60	55594
19	0.08	55588	75	0.89	55595
20	0.08	55589	90	1.33	55596
25	0.10	55590	110	2.07	55597
32	0.17	55591	125	2.33	55598

ACCESSORIES

Model	kg	No.	Model	kg	No.
Table mounting clamp for P 125	0.45	55524	Floor stand for ROWELD® P 125	0.44	55539
Allen key size 6 for P 125	0.02	321215	Socket pin for heating spigot for P 125	0.01	55549
Carrying case for ROWELD® P 125 Set	4.70	55555			
Allen key size 5, M 6 x 40 for heating spigots / heating bushes and adaptor plate for P 125				0.01	81957
Adaptor plate for butt welding ROWELD® P 125 Ø 160 mm (1 set = 2 pcs) non-stick Teflon coating				1.15	55536



ROWELD® Quick S / WG 1600 E

Product Profile

APPLICATION AREA

Processing of roofing materials. Welding of sheets, films, tents, in boat building, refuse dump construction. Shrinking of fittings and sleeves in the electrical industry. Repair and processing of plastic parts in automobile repair shops Hot air welding, shaping and shrinking of thermoplastics in the workshop or on building sites

KEY FEATURES

- Suitable for continuous operation
- Light, handy and robust
- Welding temperature up to 700° C, continuously adjustable
- Clip-on speed nozzles, no screws
- Easy fitting of the nozzles in all working applications

KEY FEATURES

- Service-friendly: Heater assembly easily replaceable
- Ideal for stationary use in the workshop, powerful, light (700 g) and handy hot gas welding unit (WG 1600 E)
- Active device protection for a long service life. In case of an air supply failure, a safety circuit reduces the heating power and switches it off completely after 30 seconds (WG 1600 E)

TECHNICAL DATA

Air requirement: 80 - 250 l / min
We recommend the air compressor V 26, (No. 53378) for the WG 1600 E

Heating element: heating element with electronic temperature control



No. 55760



No. 55780

Model	kg	230 V 50 / 60 Hz
ROWELD® Quick S complete with 5 mm tubular nozzle (No. 55769)	1.4	55760

Model	g	230 V 50 / 60 Hz
ROWELD® WG 1600 E complete with 5 mm tubular nozzle (No. 55769)	700	55780

Nozzles and Accessories for Quick S and WG 1600E



Model	Part-No.	mm	g	No.
Universal tubular nozzle	1	5.0	40	55769
Wide slot nozzle, angled	2	20.0	50	55778
Wide slot nozzle	3	40.0	60	55779
Speed nozzle for round welding rod	4	3.0	20	55773
Speed nozzle for round welding rod		4.0	20	55774
Speed nozzle for round welding rod		5.0	20	55775
Triangular speed nozzle for profiled welding rod	5	5.0	20	55776
Triangular speed nozzle for profiled welding rod		7.5	20	55777
Tacking nozzle	6	20	20	55772
Shrinkage reflector	7	60		55783

Model	Part-No.	g	No.
Pressure roller, 45 mm for overlap welding of sheets	8	210	55816
Universal scraper set for preparing welded seams (consisting of handle, triangular, heart and multi-shaped blades)	9	210	53380
Phillips screwdriver for nozzle mounting	10	40	73152
Heating plate 1,500 Watt	11	80	55800
Spare carbon (1set = 2 pcs.) for Quick S		10	55793
Reinforced plastic pipe 3 m (f. WG 1600 E)	12	350	55782
Steel case for ROWELD® HG 1600 E		4,400	55799

Plastic Pipe Welding

Electro-Fusion Welding

ROWELD® ROFUSE Sani 160

Universal electro-fusion welding unit for drainage pipe with welding sockets up to Ø 160 mm



Product Profile

APPLICATION AREA

Universal electro-fusion welding unit for PE and PP drainage pipe fittings, for 230 V fittings. For the following makes: Geberit, Akatherm-EUR, Coes, Valsir, WAVIN-Duo, Aquatherm and Vulcathene-Euro

KEY FEATURES

- Microprocessor-controlled welding unit with automatic temperature compensation of the welding time
- Visual monitoring of the welding process
- Large operating radius
- Robust and impact resistant casing (IP 44)
- Automatic welding parameter settings

TECHNICAL DATA

Input Voltage:	230 V
Tolerance:	186 V - 275 V
Frequency:	40 Hz - 70 Hz
Output voltage:	230 V
Protection class:	IP 44
Temperature range:	-5 °C up to + 40 °C
Max. Output current:	5 A
Weight:	1.2 kg
Dimensions:	120 x 160 x 77 mm
Welding cable:	3 m

Microprocessor

Controlled welding unit with automatic temperature compensation

Clear, digital display

Visual monitoring of the welding process

Impact-resistant casing (IP 44)

Robust

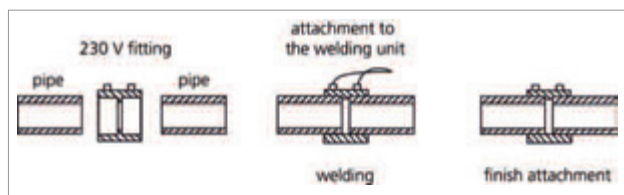
3 m welding cable

Large operating radius

Carrying bag



Easy to transport



Model



No.

ROWELD® ROFUSE Sani 160 with carrying bag

1.2

54230

Plastic Pipe Welding

Electro-Fusion Welding

ROWELD® ROFUSE

Universal electro-fusion welding unit Ø 630 mm



Product Profile

APPLICATION AREA

For PE- and PP fittings from < 48 V, up to Ø 710 mm

KEY FEATURES

- Data input with the barcode scanner is possible with all ROFUSE units. With ROFUSE+, ROFUSE Print+ and ROFUSE basic 48V, manual data input is also possible
- Simple data transfer via USB port with Rofuse Print+, serial port with the ROFUSE basic 48 V
- Welding monitoring system

ROWELD® ROFUSE / ROFUSE+

- Display 4 x 20, characters with 5 mm font size and LED illumination

TECHNICAL DATA

Input voltage:	230 V
Tolerance:	186 V - 290 V
Frequency:	40 Hz - 70 Hz
Output voltage:	8 V - 48 V
Protection rating:	IP 54
Temperature range:	-20 °C bis + 60 °C
Weight:	16.5 kg
Dimensions:	230 x 295 x 330 mm
Barcode scanner:	Yes
Logging:	ROFUSE/ROFUSE+: No
	ROFUSE 48 V basic: 500 records
	ROFUSE Print+: 1,800 records


4 x 20 characters with 9 mm font size and LED

User friendly

Via USB port

Simple data transfer

Welding monitoring system

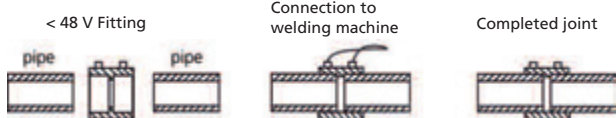


ROWELD® ROFUSE Print+:

- Automatic logging for 1,800 welds
- Tracing form: Commission No., ISO welder code, pipe code, 2 fittings code and additional data
- Data output over the print menu via USB port to PC and printer
- Display 4 x 20 characters with 9 mm font size and LED illumination

Barcode scanner

Data input




Model	kg	No.
ROWELD® ROFUSE	16.5	54051
ROWELD® ROFUSE+	16.5	54052
ROWELD® ROFUSE 48 V basic	16.0	54130
ROWELD® ROFUSE Print+	16.5	054053K
ROWELD® ROFUSE Print+ PC-Software	0.4	54056

Model	kg	No.
ROWELD® ROFUSE Print+ PC-Software for WIN 9X/2000/XP/Vista/Win 7	0.4	54056
Adaptor set FF rund 4.0	0.1	54058
Adaptor set Pin	0.1	54059
ROWELD® ROFUSE Print+ DATA Memory	0.3	54067
Adaptor set FF flat	0.1	54057
Aluminium transport case	3.1	54054

Muffler for Electric Socket Welding

For secure, quick preparation of the pipe, in transport case

Model	Description	No.
Size I	DA 32 - DA 110	53240
Size II	DA 110 - DA 500	53250



No. 53240

Plastic Pipe Welding

Building Site and Workshop Welding Manual

ROWELD® P 110

Plastic pipe welding machine Ø 20 - 110 mm



Product Profile

APPLICATION AREA

For butt welding of pipes and fittings made of PE, PP, PB and PVDF. Particularly suited for installation work and for work in confined spaces - also in pipe networks

KEY FEATURES

- Production of segmented bends possible
- Precise pressure adjustment
- Single and double-sided trimming possible

KEY FEATURES

- Production of pipe and fitting joints
- Secure hold and simple axial pipe alignment

TECHNICAL DATA

Pipe diameter: Ø 20 - 90 mm (SDR 41 - SDR 7.25)
 Ø 20 - 110 mm (SDR 41 - SDR 11)
Weight: 8.5 kg
Size: 450 mm total length

Narrow basic clamping elements can be used

Segmented bends can be produced

Wide aluminium reducer clamp inserts (Ø 20 - 90 mm) for pipes and pipe joints

Secure hold and simple axial pipe alignment

Mechanical stop adjustable from both sides

Single and double-sided trimming possible

Angles of the wide basic clamping elements adjustable on both sides (15° each)


Segmented bends can be produced

Hardened, chrome-plated guide shafts

Absolutely warp-resistant

Direct force transmission and clear force scale

Precise pressure adjustment



9




Rectangular heating element



Joints between fittings and pipes with narrow and wide clamping elements



By adjusting the basic clamping element angles on both sides (15° each side) segmented bends can be produced



Scope of delivery (No. 55844): Basic machine (No. 55787) with table mounting brackets, manual trimmer unit (No. 55826), electronically controlled heating plates, basic clamping set R/R (No. 55807) (Ø 110 mm) and basic clamping set R/F, left (No. 55808) (Ø 110 mm), reducer clamping inserts R/R and R/F for Ø 40 - 90 mm, assembly tools, table mounting clamp (No. 55524), transport box (No. 55832)

Model	Working range Ø mm	Temperature control	kg	230 V 50/60 Hz	110/115 V 50/60 Hz
ROWELD® P 110 complete	40, 50, 56, 63, 75, 90, 110	electronically	43	55844	55924

Accessories can be found on page 259

ROWELD® P 160 SANILINE

Plastic sanitary pipe welding machine from Ø 40 - 160 mm



Product Profile

APPLICATION AREA

For butt welding of PP, PB and PVDF pipes and fittings, especially suitable for 45° branches and tight elbows. For use on building sites or in the workshop

KEY FEATURES

- Versatile for difficult situations with the removable heating plates
- Secure clamping of pipes, fittings, tight 45° branches and 90° elbows
- Protects against unintentional starting and derailing of the trimmer unit
- Precise pressure adjustment

KEY FEATURES

- Minimum drag force
- 40% higher stability with simultaneously optimised force distribution
- All common sanitary installation fittings can be clamped

TECHNICAL DATA

Pipe diameter: Ø 40 - 110 mm (SDR 41 - 7.25)
 Ø 40 - 140 mm (SDR 41 - 11)
 Ø 40 - 160 mm (SDR 41 - 17.6)

Weight: 34.4 kg

Heating plate: 800 W

Trimmer unit: 1,050 W

Removable heating plate with long service life and manufactured according to DVS, CEN and ISO regulations. High-quality non-stick Teflon coating


Versatile for difficult situations

Multiple clamping possibilities

All common sanitary installation fittings can be clamped

Revolutionary angled-bed design


Higher stability with simultaneously optimised force distribution



Trimmer attachment (No. 54040) (special accessories)



Basic clamping set (No. 54082) (special accessories)



Scope of delivery (No. 54000/54001): Basic unit with electric trimmer, electrically adjustable heating element, removable. Basic clamping set right and left Ø 160 mm (No. 54082), pipe support Ø 160 mm, reducer clamp and support set for Ø 40, 50, 63, 75, 90, 110 and 125 mm in case (No. 54020), installation tools, mobile work and transport frame (No. 54015)



No. 54004
 Fig. ROWELD® P 160 SANILINE special edition (No. 54004) scope of delivery like No. 54000, except with collapsible transport frame (No. 56051) instead of No. 54015

Model	Working range Ø mm	Temperature control	kg	230 V 50/60 Hz	110/115 V 50/60 Hz
ROWELD® P 160 SANILINE complete	40, 50, 63, 75, 90, 110, 125, 160	electronically	57.4	54000	54001
ROWELD® P 160 SANILINE special edition	40, 50, 63, 75, 90, 110, 125, 160	electronically	61.2	54004	

Accessories can be found on page 260

Plastic Pipe Welding

Building Site and Workshop Welding Manual

ROWELD® P 250 A

Plastic pipe welding machine Ø 40 - 250 mm



Product Profile

APPLICATION AREA

For use on building sites and in the workshop. Particularly suited for sanitary installations, drain pipe laying as well as chimney reconditioning with PVDF liners

KEY FEATURES

- Versatile for difficult situations with the removable heating plates
- Protects against unintentional starting and derailing of the trimmer unit
- Single and double-sided trimming possible
- Warp-resistant for minimum drag and low pressure transfer loss

KEY FEATURES

- Precise welding pressure adjustments on the clear force scale
- Reliable, warp-resistant transfer of the welding pressure
- Stable working table always available

TECHNICAL DATA

Pipe diameter:	Ø 40 - 110 mm (SDR 41 - SDR 7.25)
	Ø 40 - 125 mm (SDR 41 - SDR 11)
	Ø 40 - 200 mm (SDR 41 - SDR 17.6)
	Ø 40 - 225 mm (SDR 41 - SDR 26)
	Ø 40 - 250 mm (SDR 41 - SDR 33)
Weight:	36.4 kg
Trimmer unit:	450 W
Heating plate:	1,200 W

Electric, high-torque safety trimmer unit (450 watt) locks into place in the working position

Protects against unintentional starting and derailing of the trimmer unit

Mechanical stop adjustable from both sides

Single and double-sided trimming possible

Removable heating plate

Versatile for difficult situations



Rugged basic clamping set Ø 250 mm with reducer inserts for Ø 180 - 225 mm plus pipe supports and Ø 160 mm set with reducer inserts for Ø 40 - 140 mm plus pipe supports

Reliable, warp-resistant transfer of the welding pressure

Mounted machine carriage is smooth running, hardened, chrome-plated ball lining driven in guide shaft

Warp-resistant, for minimum drag force and low loss of pressure transfer



Basic machine with electric trimmer unit, holder for heating plate, electronically adjustable heating plate, basic clamping set Ø 160 mm and 250 mm support fork inserts Ø 160 mm and 250 mm, reducer inserts and support fork inserts from Ø 40 - 140 mm and Ø 180 - 225 mm, installation tools, steel transport box 800 x 520 x 765 mm (LxWxH) and steel carrying case for reducer and support fork inserts

Model	Working range Ø mm	Temperature control	230 V 50/60 Hz	110/115 V 50/60 Hz
ROWELD® P 250 A Set	40, 50, 56, 63, 75, 90, 110, 125, 160, 180, 200, 225, 250	electronic	131.0	55795 55796
ROWELD® P 250 pA basic machine			36.1	55768 55738

Accessories can be found on page 261

Plastic Pipe Welding

Accessories ROWELD® P 110

ROWELD® P 110 Basic Machine

Model	kg	No.
ROWELD® P 110 basic machine with table mounting bracket	6.8	55787



Basic Clamping Set 110 mm

Model	kg	No.
For wide/pipe joints (1 set = 2 clamps)	2.5	55807
For narrow/fitting joints, left (1 clamp)	1.0	55808
For narrow/fitting joints, right (1 clamp)	1.0	55809



Reducer Clamping Inserts Wide

Each set includes 4 aluminium half-shells

mm	kg	No.	mm	kg	No.
20	1.9	55318	56	1.6	55122
25	1.9	55126	63	1.4	55121
32	1.8	55125	75	1.6	55120
40	1.7	55124	90	1.1	55119
50	1.7	55123			



Reducer Clamping Inserts Narrow

Each set includes 4 metal half-shells

mm	kg	No.	mm	kg	No.
20	0.6	55319	56	0.5	55130
25	0.6	55134	63	0.5	55129
32	0.5	55133	75	0.4	55128
40	0.5	55132	90	0.3	55127
50	0.5	55131			



Manual Trimmer Unit

Model	kg	No.
With machine holder	1.90	55826
Spare blade (1 set = 2 blades)	0.05	55152



Heating Plate

With non-stick Teflon coating, 180 x 130 mm, 800 Watt

Model	kg	230 V 50/60 Hz	110/115 V 50/60 Hz
Electronically controlled	2,6	55324	55918
Table clamp	0,7	55524	55524



Flange Adaptor Clamping Unit

For centred welding of flanges

Model	kg	No.
Flange adaptor clamping unit	1.50	55199
Steel carrying case (540 x 345 x 355 mm)	14.20	55832
Allen key SW 6	0.03	321216
Allen key SW 8	0.05	321218



Plastic Pipe Welding

Accessories ROWELD® P 160 SANILINE

ROWELD® P 160 SANILINE Basic Machine

Basic machine includes: Trimmer unit (1,050 W), heating plate (800 W), basic clamp set Ø160mm pipe supports Ø 160 mm




Model	kg	230 V 50/60 Hz	110/115 V 50/60 Hz
ROWELD® P 160 SANILINE Basic machine	34.4	54005	54006

Reducer Clamping Inserts

Set includes: Reducer inserts (4 half-shells), pipe supports

Nominal size	kg	No.	Nominal size	kg	No.
40	1.6	54083	90	1.6	54088
50	1.6	54084	110	1.7	54089
56	1.6	54085	125	1.5	54090
63	1.6	54086	140	1.5	54091
75	1.6	54087			



Trimmer Adaptor (special accessories)

Ø 40 - 75 mm for trimming 45° branches, replaceable blades

Model	kg	No.
Trimmer attachment for 45° branches Ø 40 - 75 mm	0.63	54040



Basic Clamping Set (special accessories)

For outer clamping position, especially for welding pressure pipes, includes 2 basic clamps, left and right, up to Ø 160 mm

Model	kg	No.
Basic clamping set Ø 160 mm	5,3	54082



ROWELD® P 160 SANILINE Conversion Kit

Converting existing ROWELD® P 160 SANILINE with new universal clamp system

Set (No. 54080) includes: Basic clamping set Ø 160 mm left and right, (No. 54082) as well as two reducer clamping sets (left and right) for the diameters 40, 50, 63, 75, 90, 110 and 125 mm

Model	Working range Ø mm	kg	No.
Conversion Kit	40, 50, 63, 75, 90 110, 125, 160	11.20	54080
Trolley and transport sub-frame		11.30	54015
Folding trolley		20.00	56051
Steel case for reducer inserts		2.32	54020
Open-ended spanner SW 17 DIN 894		0.05	310411
Trimmer unit blades 75 mm (Set = 2 blades)		0.10	55685
Blades 35 mm for trimmer adaptor		0.01	55686
Heating plate 230 V / 115 V / 110 V		1.92	55316/55851
Trimmer blade, carbide 75 mm Set = 2 blades		0.05	55684



No. 54080



Basic Clamping Set

Set includes: 2 basic clamps and 2 support forks

mm	kg	No.	mm	kg	No.
160	7.25	55742	250	10.10	55717



Reducer Clamping Insert Set

Each set consists of: Pipe clamping inserts (4 metal half-shells) and support fork inserts (2 metal half-shells) for basic clamping set (No. 55742)

mm	kg	No.	mm	kg	No.
32	1.89	55753	110	1.26	55746
40	1.89	55752	114	1.20	55745
50	1.81	55751	125	1.06	55744
56	1.83	55750	140	0.80	55743
63	1.75	55749	180	2.46	55721
75	1.68	55748	200	2.03	55718
90	1.50	55747	225	1.41	55719



Heating Plate

Non-stick Teflon coating. Ø 300 mm, 1,500 Watt

Model	kg	230 V 50 / 60 Hz	110 V / 115 V 50 / 60 Hz
Electronically controlled	5.35	55317	55854
Spare knife (1 set = 2 piece)	0.10		55163
Allen key size 8	0.20	321218	321218
Transport box, protective cover red	25.00	55759	55759
Steel carrying case	2.82	54020	54020



ROWELD® HE Heating Plates

Heating plates for butt welding of PE, PP, PVDF and PB pipes and fittings with Ø 20 - 250 mm

Plastic pipe heating plates for free-handed working or workbench assembly using table mounting clamp

KEY FEATURES

- Long service life and manufactured according to DVS regulations
- Process reliability with the temperature control according to DVS, CEN and ISO standards
- Electronic temperature control and monitoring as well as prevention against unintentional temperature adjustment
- Save time and money with quick-exchange system for heating plates

Power watts	Heizplatte Ø mm	Control Model	kg	230 V 50/60 Hz	110/115 V 50/60 Hz
500	120/45°	electronically	1.80	55518	55517
800	200	electronically	3.25	55316	55851
1,500	300	electronically	5.35	55317	55854
Table mounting clamp			0.45	55524	55524
Carrying case for Ø 200 mm heating plate			2.80	55525	55525
Carrying case for Ø 300 mm heating plate			5.90	55528	55528







Plastic Pipe Welding

Overview Hydraulic System

The New ROWELD® Hydraulic Control System for Heating Plate-Butt Welding Machines

The ROWELD® hydraulic unit is available in the basic version **ECO** and **Premium**. The Premium units are divided into the performance categories **Premium**, **Premium Plus** and **Premium CNC**.

Everything at a glance...				
	ECO	Premium	Premium Plus	Premium CNC
Temperature control	—	•	•	•
Pressure reading analogue	•	—	—	—
Pressure reading digital	—	•	•	•
Pressure hold function	—	•	•	•
Logging system	—	—	•	•
Position sensor	—	—	—	•
Automatic parameter calculation	—	—	—	•
CNC-control	—	—	—	•
Touch screen	—	—	•	•
Colour display 3.5"	—	—	•	•
Menu language Multi-lingual	—	—	•	•
USB port	—	—	•	•

9



ROWELD® ECO

Especially for use outside of the high-pressure pipe line, with continuously adjustable working pressure and a constant welding pressure during the welding cycle.



ROWELD® Premium

All the operating sequences are controlled, and monitored using the ROWELD® Premium multi-function display, for example over the integrated temperature control for the heating plate.



Plastic Pipe Welding

Overview Hydraulic System

ROWELD® Premium Plus

With this unit, quick and precise welding parameters are recorded and saved, in accordance with DVS, as well as other international standards, guidelines or requirements.



ROWELD® Premium CNC

The electric-hydraulic control of ROWELD® Premium, plus the logging systems of ROWELD® DATALINE 2.0, plus a position sensor system results in the ROWELD® Premium CNC control system for exact control and compliance of welding parameters in accordance with set specifications

Depending on the customers wishes and the desired ROWELD® butt-welding system, the ROWELD® Premium CNC unit can be used in both fully-automatic machines with automatic ejecting heating plates and semi-automatic machines with manual release heating plates according to an acoustic signal



Plastic Pipe Welding

Heating Plate Butt Welding

ROWELD® P 250 B Premium Plus/Premium CNC SA/VA

Compact heating plate butt welding machine
Ø 90 - 250 mm



Product Profile

APPLICATION AREA

SDR 41 - 7.4

For use at the building-site, in pipe trenches, on pipeline bridges and in the workshop. For welding of pipes and fittings in all pressure ranges (SDR 41 - 7.4) made of PE, PP and PVDF. The Roweld plastic pipe welding machines are especially recommended for use in welding thick-walled pipes

P 250 B Premium Plus:

In addition with logging module, integrated in the Premium hydraulic control, for the quick and precise recording and saving of the welding parameters in accordance with DVS and other internationally valid guidelines and standards. Simple data transfer with USB

P 250 B Premium Plus CNC SA/VA:

Additionally with CNC control, integrated in the Premium hydraulic control, with touch-screen panel for the quick and precise recording and saving of the welding parameters in accordance with DVS and other internationally valid guidelines and standards for automatic monitoring of the welding process.

KEY FEATURES

- 30% reduced friction force (high-tech slide unit)
- Extra rigid, separate carrying frame
- Simple welding of fittings without refitting or loss of stability
- Quickly exchangeable reducing clamp inserts

TECHNICAL DATA

Pipe diameter: Ø 90 - 250 mm (SDR 41 - 7.4)
Grundmaschine Weight: 59.0 kg

Quickly exchangeable
reducing clamp inserts

Proven clamping elements

30% reduced
friction force

Hydraulic cylinder
with high-tech
slide unit

Simple welding of fittings
without retrofitting or loss of stability


Freely movable third clamping element

Extra rigid, separate carrying frame

Simple transport of the machine

Robust guide carriage

Stable basis



Plastic Pipe Welding

Heating Plate Butt Welding

ROWELD® P 500 B Premium / Premium Plus / Premium CNC



Heating plate butt welding machine Ø 200 - 500 mm

Product Profile

APPLICATION AREA

Butt welding of PE and PP pipes and fittings in all pressure ranges and for all SDR series. For use on building sites, in pipe trenches or in the workshop

TECHNICAL DATA

Trimmer unit:	1,200 W, 400 V 50/60 Hz
Hoist (optional):	450 W, 400 V 50/60 Hz
Hydraulic unit:	1.1 kW (0 - 135 bar) 230 V 50/60 Hz
Heating plate:	4,000 W, 400 V 50/60 Hz




Fig. ROWELD® P 500 B Premium CNC

ROWELD® P 630 B Premium / Premium Plus / Premium CNC



Heating plate butt welding machine Ø 315 - 630 mm

Product Profile

APPLICATION AREA

Butt welding of PE and PP pipes and fittings in all pressure ranges and for all SDR series. For use on building sites, in pipe trenches or in the workshop

TECHNICAL DATA

Trimmer unit:	1,100 W, 400 V 50/60 Hz
Hoist (optional):	450 W, 230 V 50/60 Hz
Hydraulic unit:	1.1 kW (4 - 135 bar) 400 V 50/60 Hz
Heating plate:	8,000 W, 400 V 5 /60 Hz




Fig. ROWELD® P 630 B Premium CNC



Plastic Pipe Welding

Heating Plate Butt Welding

ROWELD® P 800 B / P 1200 B

Heating plate butt welding machines Ø 500 - 1,200 mm



Product Profile

APPLICATION AREA

For welding of plastic pipes. For use on building sites and in the workshop
 From Ø 500 - 800 mm (P 800 B)
 From Ø 710 - 1,200 mm (P 1200 B)

TECHNICAL DATA

P 800 B

Trimmer unit: 3,000 W, 400 V 50 / 60 Hz
Hydraulic unit: 1,500 W, (4 - 135 bar)
 400 V, 50 / 60 Hz
Heating plate: 12,000 W, 400 V 50 / 60 Hz
Weight: 1,550 kg

P1200 B

Trimmer unit: 3,000 W, 400 V 50 / 60 Hz
Hydraulic unit: 1,500 W, (4 - 135 bar)
 400 V, 50 / 60 Hz
Heating plate: 22,000 W, 400 V 50 / 60 Hz
Weight: 1,906 kg

Adjustable 3. main clamps

Joining of elbows, T-pieces and V-type fittings possible

Light and sturdy basic machine

Welding of pipes in shafts possible

Fig. ROWELD® P 800 B

Compact design

For use directly in trench

Adjustable 3. main clamps

Joining of elbows, T-pieces and V-type fittings possible

Light and sturdy basic machine


Welding of pipes in shafts possible

Compact design

For use directly in trench

Fig. ROWELD® P 1200 B

9



Plastic Pipe Welding

Heating Plate Butt Welding

ROWELD® P 315 W / P 315 W CNC

Heating plate butt welding machine Ø 90 - 315 mm



Product Profile

APPLICATION AREA

- High-performance butt welding machine for single and serial production in the workshop
- For butt welding of PE, PP and PVDF pipes and fittings from
- Universal machine for pipe/pipe, pipe/fitting, pre-sealing strip welding
- Perfect for the prefabrication of pipe elbow segments and T-pieces

TECHNICAL DATA

Electrical Hydraulic unit:	400 W 230 V / 400 V 50/60 Hz
Electrical Trimmer unit:	700 W
Heating plate:	3,000 W, 400 V 50/60 Hz
Weight:	P 315 W complete: 523 kg P 315 W Basic: 385 kg P 315 W CNC complete: 523 kg P 315 W CNC Basic: 385 kg



Fig. ROWELD® P 315 W CNC

ROWELD® P 630 W

Plastic pipe welding machine Ø 315 - 630 mm



Product Profile

APPLICATION AREA

For plastic pipe welding of PE and PP pipes. All pressure ranges and SDR series

KEY FEATURES

- Reliable, warp-resistant transfer of the welding force and exact control of the welding pressure
- Long-lasting heating plate according to DVS, CEN and ISO guidelines
- Workshop welding machine, et.al with rotatable tools for the manufacture of pipe elbows on each side up to 22.5°, as well as the possibility of series production of segments

TECHNICAL DATA

Electric-hydraulic unit:	2,250 W 400 V, 50/60 Hz
Electric trimmer unit:	3 kW 400 V, 50/60 Hz
Heating plate:	14 kW 400 V, 50/60 Hz

Long-lasting heating plate in accordance with DVS, CEN and ISO guidelines

Electronically controlled heating plate with high-quality, non-stick coating, can be positioned hydraulically

Exact control of the welding force

Hydraulic unit for continuous use with higher pressure consistency, no pressure loss during welding



Plastic Pipe Welding

Band Saws

ROWELD® Plastic Pipe Band Saw

Especially stable band saw for the workshop, for exact, angle-correct cutting of PE, PP, PB, PVDF and PVC pipes, fittings and profiles from 50 - 1,600 mm. Ideal for single or series production of elbows and t-pieces in continuous operation



ROWELD® BS 450

Working range **BS 450:** 50 - 450 mm



Product Profile

KEY FEATURES

- Machine stand and saw frame made of sturdy, warp-free steel
- Saw band deflection with ball bearings
- Clamping device with spring support and band breakage shut-off
- 0° - 45° continuously pivotal saw arm
- ON - OFF main switch and motor protection switch

TECHNICAL DATA

Drive Motor: 400 V, 1.25 kW, 50/60 Hz
Weight: 160 kg
Dimensions: 1,200 x 1,400 x 1,800 mm (L x W x H)



ROWELD® BS 630 Plus / BS 800 Plus

Working range **BS 630:** 200 - 630 mm/**BS 800:** 400 - 800 mm



Product Profile

KEY FEATURES

- Double-sided saw bow guide
- All cuts with 0° - 45° mitre on both sides for simple manufacturing of T-pieces
- Precise guidance guarantees an exact cut
- Continuously adjustable feed with electric drive
- Limit of the cutting depth
- On the front side of the angle scale, the degree and angle settings can be read
- Laser cut detection

TECHNICAL DATA

Drive Motor: 400 V, 2.5 kW, 50/60 Hz
Weight: **BS 630 Plus:** 650 kg / **BS 800 Plus:** 650 kg
Dimensions : **BS 630 Plus:** 2,300 x 2,800 x 2,050 mm (L x W x H)
BS 800 Plus: 2,500 x 4,000 x 2,350 mm (L x W x H)



ROWELD® BS 1200 Plus

Working range **BS 1200:** 400 - 1,200 mm



Product Profile

KEY FEATURES

- Double-sided saw bow guide
- All cuts with 0° - 45° mitre on both sides for simple manufacturing of T-pieces
- Precise guidance guarantees an exact cut
- Continuously adjustable feed with electric drive
- Limit of the cutting depth
- On the front side of the angle scale, the degree and angle settings can be read
- Laser cut detection

TECHNICAL DATA

Drive Motor: 400 V, 4,0 kW, 50/60 Hz
Weight: 2,200 kg
Dimensions: 4,030 x 4,430 x 2,710 mm (L x W x H)



Plastic Pipe Welding Service & Maintenance

Service, Maintenance and Repair

ROTHENBERGER offers with the ROWELD® Program, a plastic welding technology program of the highest quality.

With our "After Sales Service" we offer you an optimum program to help you maintain the quality, availability and safety of our products. With the expansion of our service network, we are able to guarantee you fast, reliable and efficient machine maintenance and/or repair.

Training

- We offer welding courses at our training centre as well as on-site at your convenience
- Service seminars are presented at our service centre in Hessisch-Lichtenau

Rental Machines

To help expand your welding-machine range and to meet your needs during demand peaks, we offer a rental service.

An overview of the rental program and rental conditions are available on request!

Spare Part Service

Our spare part service is available for all ROTHENBERGER ROWELD® machines.

We make every effort to send you your spare part within 24 hours with our express service.

Please send your spare part request with the following information:

- Machine model
- Serial No.
- Year of production
- Description of spare part
- Spare part No.

to our spare part fax No. +49 (0) 5602 9394 - 636

ROWELD® P 800 B with electronic lift-out device



Order our ROWELD® special catalogue 2010 / 2011

German: No. 90453

English: No. 90454



Refrigeration & Air-Conditioning Technology

Complete Solutions

Commissioning and Maintenance	272 - 273
Evacuation and Charging	274

Refrigeration Circuit Control

Digital Manifold	275
Analogue Manifold	276
Pressure Hose	277
Tool Set	277

Leak Testing & Locating

Nitrogen Set, Vacuum Gauge	278
Leak Detection Device	279

Evacuation

Vacuum Pumps	280 - 281
--------------	-----------

Evacuation & Filling

Refrigerant Recovery Device	282 - 283
Recycling Bottles, Refrigerant	284
Refrigerant Scale	285

Accessories

Cleaning, Tools, Adaptors	286 - 287
---------------------------	-----------

Instructions for the Use of Refrigerants	288
--	-----

Conversion Table Pressure, Temperature	288 - 289
--	-----------

10



Refrigeration & Air-Conditioning Technology

Complete Solutions

ROKLIMA® MULTI 4F

Fully automatic commissioning and maintenance of air-conditioning units and heat pumps

The innovative unit enables safe and comfortable operation on refrigeration systems. With simple menu navigation, **4 functions (4F)** are automatically controlled



R410A R22 R134A R407C R404A

Product Profile

KEY FEATURES

- Pressure resistance up to 80 bar guarantees full use with heat pumps
- Everything you need within reach
- Simple menu guidance guarantees appropriate use
- Fully-automatic makes time for parallel work
- Safe transport

TECHNICAL DATA

- Weight:** 17 kg
- Final Vacuum:** 1×10^{-2} mbar
- Scale range:** up to 100 kg
- Resolution:** 10 g
- Pressure hose length:** 2.500 mm
- Delivery rate:** 42 l / min

4F

- Evacuation
- Charging
- Leakage test
- Control of the evacuation process



Interactive 16-digit display with 4 function buttons

All required parameters can be easily entered

Sturdy, compact metal casing

Protects all components such as vacuum pump and scale

Integrated high vacuum pump with 42 l/min suction performance

For evacuation of the system in accordance with **DIN 8975**

3 different pressure gauges "Pulse-free", class 1.6, 80 mm

Universal use on air-conditioning units with all common refrigerants

2 pressure hoses (2.500 mm) from the series "Plus" with ball valve

Safe and comfortable operation with refrigerants without the risk of refrigerant loss

Plastic capillary hose

Safe, leak-free filling due to cut-off plug

Pull-out precision digital scale up to 100 kg

Secure stand for large and small containers

Encased low-pressure gauges for various refrigerants



Secure storage of all accessories



Pressure hoses: 2.5 m long with shut-off valve



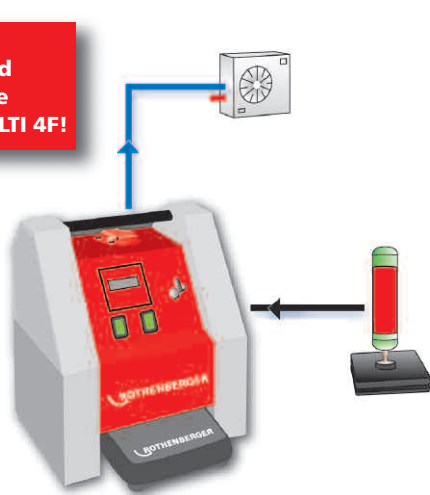
Bottle adaptor No. 173204 / 05 for scale and 1/4" reducing pieces



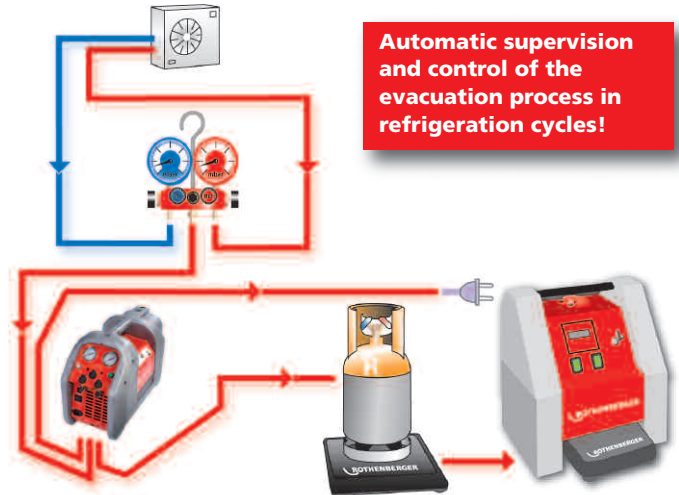
Refrigeration & Air-Conditioning Technology

Complete Solutions

Automatic evacuation and filling with the ROKLIMA® MULTI 4F!



Automatic supervision and control of the evacuation process in refrigeration cycles!




ROKLIMA® MULTI 4F in use (evacuation and charging)



Scope of delivery (No. 100000138) includes: 2-stage high vacuum pump, 2 low pressure gauges, 2 pressure hoses with ball valve à 2.500 mm, 2 bottle connection adaptors (1/4" SAE No. 173205, 5/16" SAE No. 173204), 2 reducing pieces 1/4" SAE - 5/16" SAE (No. 170016), precision digital scale up to 100 kg, automatic control, vacuum and pressure switch, mineral oil (No. 169200)

Model	kg	cm	No.
ROKLIMA® MULTI 4F	17.0	1	100000138
Reducer pieces 1/4" SAE F - 5/16" SAE M	0.1	1	170016

Secure storage of Accessories:
pressure hoses bottle adaptor,
plastic capillary hose



Precision scale up to 100 kg
Resolution: 10 g
Accuracy ± 1%



Ergonomic, Compact



Light



Refrigeration & Air-Conditioning Technology

Complete Solutions



ROCADDY 120 / ROCADDY 120 Digital

Universal sets for evacuation and charging



Product Profile

KEY FEATURES

- Everything you need within reach
- Flexible use with the individual use of the tools
- Easy to transport

TECHNICAL DATA

Electric digital scale ROSCALE 120 with a weight capacity of 120 kg and a measuring accuracy per measurement of 5 g

2 speed high vacuum pump ROAIRVAC 1.5 with integrated vacuum meter and solenoid valve, as well as a pump capacity of 42 l/min

Digital manifold (with ROCADDY 120 Digital) for the automatic calculation of overheating and under-cooling. 65 refrigerants are on file in the unit

2 analogue 4-way manifolds (with ROCADDY 120) for the common refrigerants R22, R134A, R404A, R407C and the high-pressure refrigerant R410A

Pressure hose sets, each with 3 hoses from the PLUS series with shut-off valve for safe use with refrigerants

Pipe cutter TUBE CUTTER 35 and MINICUT II PRO for cutting Ø 6 - 35 mm pipes to length

Sturdy plastic rolling case (Fig. similar)

Simple and comfortable transport with ample room for accessories and small parts

2-stage high vacuum pump

For evacuation and removal of all moisture residue in refrigeration systems during installation per DIN 8975

Bottle adaptor for 1 kg and 2 kg refrigerant bottles for connection to the scale

Secure mounting of the bottle during charging

2 x analogue manifolds (with ROCADDY 120)



Digital manifold

Automatic calculation of overheating or under-cooling, can be used for 65 various refrigerants (ROCADDY 120 Digital)

Electronic digital scale up to 120 kg with high measurement precision

Precise weighing of refrigerants

Mini tube cutter and pipe cutter

For cutting Ø 6- 35 mm pipes to length

ROCADDY 120 includes: 2-stage high vacuum pump ROAIRVAC 1.5 (No. 170061) with vacuum gauge and solenoid valve, 4-way manifold for R22, R134a, R407C (No. 170502), 4-way manifold for R410A (No. 170508), pressure hose set 5/16" SAE each 1.500 mm with ball valve for R410A (1500000030), pressure hose set 1/4" SAE each 1.500 mm with ball valve for R22, R134A, R407C (No. 1500000028), ROSCALE 120 (No. 173004), 1x adaptor 3/8" SAE F - 1/4" SAE M (No. 089401), 2 x adaptor 5/16" SAE F - 1/4" SAE M with valve trigger (No. 259007), adaptor 5/16" SAE M - 1/4" SAE F (No. 170016), bottle connection 1/4" (No. 173204), mineral oil (0.4 l), Tube Cutter 35 (No. 70027), Minicut II Pro (No. 70402), transport case (No. 169051)

ROCADDY 120 Digital includes: 2-stage high vacuum pump ROAIRVAC 1.5 (No. 170061) with vacuum gauge and solenoid valve, 1x digital manifold (No. 170523P), 1x clamping thermometer (No. 170522), pressure hose set 1/4" SAE 1.500 mm with ball valve for R22, R134A, R407C (No. 1500000028), ROSCALE 120 (No. 173004), 2x 5/16" SAE F - 1/4" with valve trigger (No. 259007), 1x 5/16" SAE M - 1/4" SAE F (No. 170016), 1x bottle connection 1/4" (No. 173204), mineral oil (0.4 l), Tube Cutter 35 (No. 70027)

Model Performance No.

R410A	R22	R134A	R407C	R404A
ROCADDY 120	42 l / min	19	1000000057	
with 2 analogue manifolds				

Model Performance No.

R410A	R22	R134A	R407C	R404A	R507
ROCADDY 120 Digital	42 l / min	18	1000000058		
with digital manifold					

10



Digital Manifold

Suitable for commissioning and maintenance of all types of refrigeration circuits



Product Profile

KEY FEATURES

- All important information at a glance
- Suitable for 65 different refrigerants
- Simple control of the procedures needed to be performed
- Simple and safe evacuation and filling
- Automatic calculation of overheating / under-cooling
- Simple use with the easy to understand menu

TECHNICAL DATA

- Pressure display:** PSI, Bar, MPa, Kg / cm²
- Temperature display:** °C or °F
- Deep vacuum display:** Micron, mBar, Kpa, mmHg
- Resolution:** 1 psi
- Accuracy:** +/- 1 psi or 1% of the display
- Working pressure:** 0 - 750 psi (52 Bar, 6 MPa, 52 Kg / cm²)
- Testing pressure:** 1,000 psi (70 Bar, 7 MPa, 70 Kg / cm²) (Tolerated pressure without causing damage)
- Temperature measurement range:** - 40 up to 93 °C (-40 bis 200 °F)
- Working temperature:** -10 up to 45 °C (14 bis 113 °F)
- Temperature accuracy:** ± 0.5 °C (± 1 °F) 0 up to 71 °C (32 up to 160 °F)
- Power source:** 9 Volt battery
- Adaptor connection:** 1/4" SAE (7/16 UNF)

Unit with shockproof rubber protector

Protects against damage

Connection for clamping thermometer

Automatic overheating calculation

Simple use

Easy to understand controls and clear menu

Connection for external vacuum sensor

Evacuation control during start-up

Connection for clamping thermometer

Automatic under-cooling calculation

All important information available at a glance

Large display with various indicators

Viewing glass

Simple control of the refrigerant

Simple and safe evacuation

T-junction with Schrader valve makes changing hose unnecessary

Complete set in protective plastic case



Set (No. 170525) includes: Digital manifold, clamping thermometer, 3x standard 1/4" SAE hoses, 2x adaptor 5/16" SAE F- 1/4" SAE M with valve trigger, plastic carrying case

Optional external vacuum sensor for TORR-precise measuring of the vacuum



Clamping thermometer for calculating the overheating / under-cooling up to ø 32 mm



Digital manifold in use with the clamping thermometer



Model		No.
Digital manifold set	1	170525
Digital manifold (without accessories, case)	1	170523

Model		No.
Vacuum sensor	1	170521
Clamping thermometer	1	170522



Refrigeration & Air-Conditioning Technology

Refrigeration Circuit Control

Analogue Manifolds

2- and 4-way manifolds



Pressure gauge Ø 80 mm, with pulse-dampening class 1.6

Easy-to-read, high precision display

Large hand valve with colour coding

Light, secure and precise opening and closing of the diaphragm valve, maintenance free

Valve sets



Pressure gauge with shock-proof rubber protector

Protects against damage

Valve body made of aluminium with gauge glass

Sturdy despite low weight

Manifold Blister



2-way manifold



Model	ND*/bar	HD*/bar	kg	No.
R22	R134A	R407C	R404A	
2-way, 1/4" SAE	-1 up to 17	0 up to 34	0.7	1 170501
4-way, 1/4" SAE	-1 up to 17	0 up to 34	0.9	1 170502
R410A				
2-way, 5/16" SAE	-1 up to 30	0 up to 60	0.7	1 170518
4-way, 5/16" SAE	-1 up to 30	0 up to 60	0.9	1 170508

*LP = Low pressure manifold, *HP = High pressure manifold

Model	No.
Blue rubber protector for manifold	170545
Red rubber protector for manifold	170546
Valve inserts for manifold	170547

Manifold Sets

Manifold sets and pressure hoses

2-way manifold (for 170600 and 170607)
4-way manifold (for 170601, 170606, 170602 and 170608)

Durable and highly precise tool



No. 170601

Pressure hose with ball valve "Plus" (only for 170602 and 170608)

No loss of refrigerant

Sets include: Manifold, pressure gauge with Ø 80 mm, "Pulse-free", class 1.6, 3 x 1.500 mm pressure hoses, plastic carrying case

Model	kg	No.	
2-way "Standard"			
R22	R134A	R407C	R404A
Manifold set 2-way "Standard"	2.7	170600	
R410A			
Manifold set 2-way "Standard"	2.7	170607	
4-way "Standard"			
R22	R134A	R407C	R404A
Manifold set 4-way I "Standard"	2.8	170601	
R410A			
Manifold set 4-way I "Standard"	2.8	170606	
4-way "Plus"			
R22	R134A	R407C	R404A
Manifold set 4-way II "Plus"	2.8	170602	
R410A			
Manifold set 4-way II "Plus"	2.8	170608	
Plastic carrying case	1.4	171505	

3-piece Pressure Hose Sets


Available in "Standard" and "Plus"



Product Profile

KEY FEATURES


No confusion and safe use with the colour coding (blue, red, yellow)
 Teflon seal with up to 10 x longer service life compared to neoprene seal
 Working pressure 60 bar / best pressure 300 bar.
 This is an 8 % better pressure resistance as previously



"Standard" series

Pressure hose from the series "Standard"

Model	Connection	L mm	kg	No.
R22	R134A	R407C	R404A	
Vacuum Hose	3/8" SAE	1,500	1	150000032
Set of 3 pressure hoses	1/4" SAE	1,500	1	150000024
Pressure hose yellow	1/4" SAE	1,500	1	150000025
R410A				
Set of 3 pressure hoses	5/16" SAE	1,500	1	150000026
Pressure hose yellow	5/16" SAE	1,500	1	150000027



"Plus" series

Pressure hose from the series "Plus" with ball valve

Model	Connection	L mm	kg	No.
R22	R134A	R407C	R404A	
Set of 3 pressure hoses	1/4" SAE	1,500	1	150000028
Pressure hose yellow	1/4" SAE	1,500	1	150000029
R410A				
Set of 3 pressure hoses	5/16" SAE	1,500	1	150000030
Pressure hose yellow	5/16" SAE	1,500	1	150000031

Tool Set Climate I

Practical tool set with all tools required

For installation and maintenance of air-conditioning units and heat pumps

Product Profile

APPLICATION AREA

Monitor temperature and pressure
 Quality hoses with high bursting pressure
 Pipe cutter for all pipe cross-sections from 3 - 35 mm (1/8" - 1.1/8")
 Measurement of ambient and ventilator air temperature
 Clean, kink-free bending of all common pipe cross-sections
 Optimum flaring connections for all types of air-conditioners

9-part tool set Climate I (No. 170604) includes: 2-way manifold (No. 170501), set of pressure hoses 1/4" SAE, telescopic pipe cutter (No. 070027C), minicut pipe cutter (No. 070401C), thermometer, set of bending springs 3/8" - 1/2" - 5/8", universal flaring tool (No. 222601), plastic case

Model	kg	kg	No.
Tool Set Climate I	2.3	1	170604

R22 **R134a** **R407C** **R404A**



The ideal introduction into a whole new area of business!



10



Refrigeration & Air-Conditioning Technology

Leak Testing & Locating

Nitrogen Set

Multiple uses for refrigeration systems



Product Profile

APPLICATION AREA

- Pressure and leak test with nitrogen
- Flushing of the installation
- Nitrogen admission during soldering to prevent scale formation

Ideal for split air-conditioning units and heat pumps!



950 cm³ nitrogen bottle included

Complete set



Fine scaled 1.0 pressure gauge

Precise reading of the testing pressure

Connection for large bottles

Any size of bottle can be connected without a problem

Spring loaded pressure reducing valve

Simple and safe handling

No. 259060

5/16" SAE adaptor for connecting to R410 units



Bottle adaptor for connecting 950 cm³ bottles



Set (No. 259060) includes: pressure reducing valve, connection hose, bottle adaptor, pressure gauge, nitrogen bottle and plastic case

Model	No.
-------	-----

Nitrogen set with bottle (950 cm ³)	259060
Nitrogen bottle, each 950 cm ³	259008
Filling hose with pressure gauge	259010
Connection 5/16" SAE internal, 1/4" SAE external	259007



Fig. Similar



Vacuum Gauge

Vacuum gauge (Ø 80 mm, scale 1,000 - 0 mbar, adjustable) with drag indicator for testing the vacuum that has been reached

Model	No.
-------	-----

1-way vacuum gauge and 1/4" SAE Clamp and hooks 1/4" SAE	169310
--	---------------

RO-LEAK

Electronic leak detection device for locating leaks in refrigeration systems (3 g/a)



R410A R22 R134A R407C R404A R507A

Product Profile

KEY FEATURES

- Durable and highly sensitive sensor tip with a leak detection rate of 3 g/a within 3 seconds
- Simple determination of the refrigerant concentration
- Adjustment of the sensor tips zero measurement point for simple detection of the leak
- Exact and quick locating of the leak
- Easy accessibility of even hard to reach leaks

TECHNICAL DATA

- Leak status:** LED display
- Sensor length:** 30 cm
- Leak detection rate:** 3g/a within 3 seconds
- Weight:** 280 g
- Working temperature:** - 10 up to + 49°C
- Voltage:** 2.4 V

Heated pentode

Durable and highly sensitive sensor tip with a leak detection rate of 3 g/a within 3 seconds

Audio signal

Comfortable use

30 cm long, flexible sensor

Easy access in hard-to-reach places

7 LEDs

Simple determination of the refrigerant concentration with the coloured shading

7 different sensitivity levels

Exact and fast location of the leak

RESET - button

Adjusts to the sensor tip zero point setting for simple leak location



No. 87305

Scope of delivery (No. 87305) Leak detection unit RO-LEAK, spare sensor, battery charger, battery

Model	No.
RO-LEAK set with spare sensor and battery charger in plastic case	87305
Spare sensor	87309



Suitable for all common CFC, HFC and HCFC!

10



RO-LEAK in use



Refrigeration & Air-Conditioning Technology

Evacuation

ROAIRVAC

Two-stage vacuum pump

For evacuation in accordance with **DIN 8975** with vacuum gauge and solenoid valve



Product Profile

KEY FEATURES

- Solenoid check valve to protect the refrigeration system from oil contamination during power outage
- Vacuum gauge with integrated drag indicator enables simple and quick control of the evacuation process
- Protects the integrated components with the light and high quality casing
- Gas ballast valve for reduction of water vapour in the oil container
- Special filter reduces oil mist an exhaust vent

KEY FEATURES

- Gauge-glass enables easy oil-stand monitoring
- Fast filling of oil without spilling, no special funnel is necessary
- Easy access to the oil drain plug makes emptying quick
- Thermal switch protects the unit from the motor overheating
- Standard 1/4" SAE connection, as well as 5/16" SAE and 3/8" SAE adaptor included in delivery
- Removable cable prevents cable damage



10



1/4" SAE standard connection with adaptors for 5/16" SAE and 3/8" SAE



Optimal positioned viewing glass and oil drains for simple draining of the oil



Practical: operating instructions always within view



ROAIRVAC Serie

Two-stage rotary vane pump for evacuation
in accordance with DIN 8975

Type	ROAIRVAC 1.5	ROAIRVAC 3.0	ROAIRVAC 6.0	ROAIRVAC 9.0
No.	170061	170062	170063	170064
Pump rating	1.5 CFM / 42 l/min / 2.5 m ³ /h	3.0 CFM / 85 l/min / 5.1 m ³ /h	6.0 CFM / 170 l/min / 10.2 m ³ /h	9.0 CFM / 255 l/min / 15.3 m ³ /h
Vacuum stages	2	2	2	2
Final-vacuum	25 micron / 0.034 mbar	25 micron / 0.034 mbar	25 micron / 0.034 mbar	25 micron / 0.034 mbar
Motor rating	190 W / 1720 r/m	250 W / 1720 r/m	375 W / 3440 r/m	750 W / 3440 r/m
Voltage	230 V	230 V	230 V	230 V
Frequency	50 Hz / 60 Hz	50 Hz / 60 Hz	50 Hz / 60 Hz	50 Hz / 60 Hz
Connections	1/4"	1/4"	1/4"	1/4"
with adaptor	5/16" SAE M / 3/8" SAE M	5/16" SAE M / 3/8" SAE M	5/16" SAE M / 3/8" SAE M	5/16" SAE M / 3/8" SAE M
Oil capacity	250 ml	330 ml	330 ml	590 ml
Weight	9.0 kg	10.7 kg	11.5 kg	17.0 kg
Pressure gauge Ø	50 mm	50 mm	50 mm	80 mm
Measuring unit	mbar / Mpa	mbar / Mpa	mbar / Mpa	mbar



ROAIRVAC 1.5 (42 l/min)



ROAIRVAC 3.0 (85 l/min)



ROAIRVAC 6.0 (170 l/min)

Mineral oil is included by all pump deliveries



ROAIRVAC 9.0 (255 l/min)



ROAIRVAC - vacuum pump in use with the digital manifold



Scope of delivery ROAIRVAC: Vacuum pump with 1/4", 5/16"SA+B547E and 3/8" SAE connections, plastic bottle with mineral oil

Model	Performance	kg	No.
ROAIRVAC 1.5	42 l/min	9.0	170061
ROAIRVAC 3.0	85 l/min	10.7	170062
ROAIRVAC 6.0	170 l/min	11.5	170063
ROAIRVAC 9.0	255 l/min	17.0	170064
Mineral oil, 1 litre			169200



Refrigeration & Air-Conditioning Technology

Evacuation & Filling

ROREC

Refrigerant recovery device

Compact, portable device for recovery and recycling refrigerants of all kinds



Product Profile

KEY FEATURES

- 4-pole motor guarantees the durability of the machine
- Low noise and vibration emission thanks to the compact design
- Intuitive handling makes it simple and safe to use
- Maintenance-free operation through the oil-free compressor
- Emptying of the device in order to work with different refrigerants with the PURGE function
- Simple transport and use with the light and compact plastic casing

TECHNICAL DATA

Suitable for:	all refrigerants of the type CFC-HCFC-HFC
Capacity:	gaseous: 0.26 kg / min fluid: 1.85 kg / min Push/Pull: 6.22 kg / min
Electrical Data:	230 V / 50 - 60Hz
Power:	370 W
High pressure switch:	38.5 bar
Dimensions:	500 x 220 x 340 mm
Weight:	17 kg

Ideal for mono & multi-split air-conditioning units and heat pumps!



Oil-free compressor
Maintenance-free operation

Integrated high pressure switch
Protects the integrated components

PURGE function
Emptying of refrigerant residue in the unit (self-cleaning mode)

Simple use
Controlled dosage of the refrigerant supply

RESET Button
Reset of the pressure shut-off

Removable cable
Prevents cable damage

Thermal switch
Protects the unit from overheating

Light and compact plastic casing
Simple transport and use

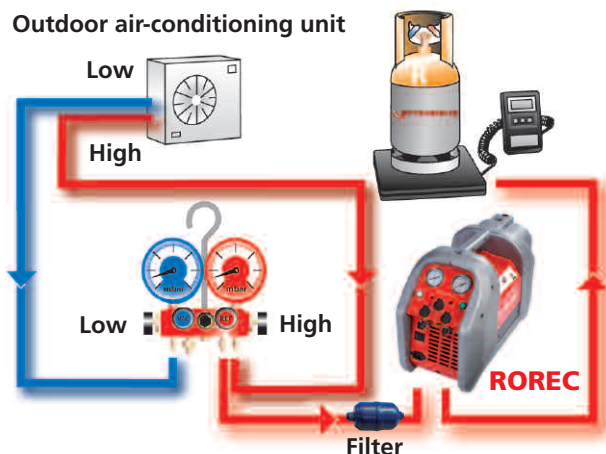
4-pole motor
Increased torque and service life

10



Recovery of Refrigerant

Outdoor air-conditioning unit



Simple and precise reading with the glycol filled pressure gauge



Practical storage compartment for accessories



Model	Connected Load	kg	No.	
ROREC	370 W	17.0	1	168605
Filter				168713

ROREC PRO

Refrigerant recovery device

Compact, portable device for recovery of halogenated refrigerants of every kind



Product Profile

KEY FEATURES

- Maintenance free operation with the oil-free 2-piston compressor
- 4-pole motor guarantees the durability of the machine
- Automatic shut-off after the evacuation process is finished
- Low-noise and vibration emission thanks to the compact design
- Intuitive handling makes it simple and safe to use
- Emptying of the device in order to work with different refrigerants with the PURGE function
- Simple transport and use with the light and compact plastic casing

TECHNICAL DATA

- Suitable for:** all refrigerants type CFC-HCFC-HFC
- Capacity:**
 - gaseous: 0.52 kg / min
 - fluid: 2.89 kg / min
 - Push/Pull: 7.27 kg / min
- Electrical Data:** 230 V / 50 - 60Hz
- Power:** 730 W
- High pressure switch:** 38.5 bar
- Dimensions:** 500 x 220 x 340 mm
- Weight:** 19 kg

Also ideal for large facilities!

Control lamp

When green: Process is over - unit will turn off automatically
When red: The system pressure is too high - the unit will turn off automatically

Simple use

Controlled dosage of the refrigerant supply

PURGE function

Emptying of refrigerant residue in the unit (self-cleaning mode)

Removable cable

Prevents cable damage

Oil-free 2-piston compressor

Very high suction performance with maintenance free operation

Thermal switch

Protects the unit from overheating

Light and compact plastic casing

Simple transport and use

4-pole motor

Increased torque and service life

Simple and precise reading with the glycol filled pressure gauge



Practical storage compartment for accessories



ROREC PRO in use



Model	Connected Load	kg	No.	
ROREC PRO	730 W	19.0	1	168606
Filter				168713



Refrigeration & Air-Conditioning Technology

Evacuation & Filling

Refrigerant Recycling Bottles

Empty, welded press gas bottles for collection of used refrigerant, volume: 14.5 litre, maximum filled weight: 10 kg, double connection valve for gaseous and fluid removal with dip pipe for standing bottle. With 2-way fill / disposal valve, bottle label and complete ADR papers. Colour is without obligation. Collection and disposal only possible in Germany

2-way fill/disposal valve

Liquid and gaseous removal possible



Bottle includes complete refrigerant recycling

No rent, no separate disposal costs

Clear labelling on the bottle ("max 10 kg")

Prevents overfilling, no danger of explosion due to increase of temperature

Model	Ø mm	Height mm	No.
Recycling bottle 1/4" SAE	230	510	170952

including complete refrigerant recycling

Refrigerant for Air-conditioning Units

Non-chlorinated refrigerant of the HFC group in practical 40 bar steel bottles (bursting pressure: 165 bar) TÜV seal No. 0036-043/03D and TPED accepted as per 99/36/CE



Standardised SAE thread on all bottle valves

Universal application

Refillable bottles

Full flexibility for the user



Product Profile

KEY FEATURES

- Light and practical for use on building-sites
- 1 and 2 litre steel bottles, rent-free and easy disposal
- Flat base for increased standing stability
- Ease of clean up after removing of the valve

Model			No.
R407C Refrigerant R407C in cardboard packaging	1 l-steel bottle	1 12	170913
	2 l-steel bottle	1 6	170931
R410A Refrigerant R410A in cardboard packaging	1 l-steel bottle	1 12	170912
	2 l-steel bottle	1 6	170932
R422D Refrigerant R422D in cardboard packaging	1 l-steel bottle	1 12	170914
	2 l-steel bottle	1 6	170933

10



ROSCALE 120

Electronic refrigerant scale

Precise, easy to handle refrigerant scale for filling and evacuation processes with a maximal weight capacity of 120 kg



Product Profile

KEY FEATURES

- Resolution of 5 g enables very precise filling
- Weight capacity sufficient for all common refrigerant bottles
- Cable connection enables comfortable use in every situation
- Bottle adaptor for connecting small refrigerant bottles (1 l and 2 l bottles)
- Refrigerant bottles of all sizes have enough space
- Large LCD display for comfortable reading of the result
- Simple use

TECHNICAL DATA

- Weight capacity:** 120 kg or 264 lbs
- Accuracy:** +/- 0,5%
- Resolution:** 5 g / 0,2 oz.
- Working temperature:** -10° C - 49° C / 14 - 120° F
- Connection:** 1/4" SAE for 1-2 lit. Bottles
- Battery:** 9 V
- Platform size:** 230 x 230 x 53 mm
- Weight:** 3.28 kg

Large weighing platform

All sizes of refrigerant bottles have enough space



1/4" SAE bottle adaptor

For connecting small 1 and 2 l refrigerant bottles

Large LCD display

For comfortable reading of the results

Three operating keys

Simple use

Cable connection

Enables comfortable use in every situation

Weight capacity of 120 kg

Weight capacity is sufficient for all common refrigerant bottles



ROSCALE 120 at carrying case

Scope of delivery: ROSCALE 120, 9 V battery, carrying case

Model	kg	No.
ROSCALE 120	3.28	173004



Refrigeration & Air-Conditioning Technology

Accessories

SANIFRESH



Disinfecting and deodorising cleaning spray



Product Profile

KEY FEATURES

- Removes the threat of disease and allergies
- Practical and ecologically friendly solution for removing mites, dust, bacteria and spores
- Spray is applied directly to affected surface
- Economical spray-can with spray nozzle and spray tube
- Removes unpleasant odours. Pleasant mint smell

Model	 	Volume	No.
Sanifresh (contains 12 bottles)	1 1(12)	400 ml	085800

Bottle Connection and Adaptors

For refrigerant bottles

For use with new refrigerant bottles on existing equipment



Model	No.
Adaptor, 1/4" connection	173205
Adaptor, 5/16" connection	173204
Adaptor, W21.8 x 1/4" SAE M connection with seal for 2 l sized bottles	170950
Adaptor, 1/4" SAE M - 3/8" SAE F connection	089501
Adaptor, 3/8" SAE M - 1/4" SAE F connection	089503
Adaptor, 3/8" SAE M - 1/2" SAE F connection	089504
Adaptor, 1/4" SAE F - 5/16" SAE M connection	170016
Adaptor, 1/4" SAE M - 5/16" SAE F connection with valve trigger	259007

Torque Wrench Set

For proper tightening of flange connections

Set with adjustable torque wrench (10-70 Nm) and 6 spanner inserts sizes 17, 22, 24, 26, 27 and 29 mm for flange connections on 1/4", 3/8", 1/2" and 5/16" pipe lines **according to DIN EN 378-2 : 2008-06**



Fix with torque urgently necessary!



8 piece set (No. 1750.01) includes: spanner wrench sizes 17, 22, 24, 26, 27, 29 mm, torque wrench, carrying bag

Pipe-Ø	Spanner width	Locking torque
1/4" / 6 mm	17 mm	14-18 Nm
3/8" / 10 mm	22 mm	33-42 Nm
1/2" / 12 mm	24 mm	50-62 Nm
1/2" / 12 mm	26 mm	50-62 Nm
5/8" / 15/16 mm	27 mm	63-77 Nm
5/8" / 15/16 mm	29 mm	63-77 Nm

Model		No.
Torque wrench set, 7 piece	1.7	175001



Adjustable Wrench

Chrome vanadium steel, drop forged, chrome-plated and polished

Product Profile

KEY FEATURES

Precise operation: Smooth-running and robust roller with minimum play in the sliding guides

Size inch	 mm	Clamping width up to mm	 g	No.
6"	160	20	100	70441
8"	210	25	220	70442
10"	250	29	390	70443
12"	300	34	660	70444
15"	380	44	1,170	70445



Schrader Valve Tool

Product Profile

KEY FEATURES

For exchanging the Schrader valve on air-conditioners under pressure, without having to evacuate the unit
For faster filling / evacuation of the refrigeration cycle
With safety thread for risk-free use with R410A



Model	No.
Schrader Valve Tool in plastic carrying case	87800




Plate Fin Comb

Product Profile

KEY FEATURES

For straightening the plate fins of heat-exchangers
6 different sizes in one tool

Model	Dimension	No.
Plate fin comb	8 - 9 - 10 - 12 - 14 - 15 mm	224500



Refrigeration & Air-Conditioning Technology

Instructions for the use of Refrigerants

Refrigerant data from CFC-alternative refrigerants

Refrigerant	Composition	ODP	GWP	Temperature glide
R22 (HFC-CFC refrigerant)	CHCLF2	0.05	1,700	–
R134a (HFC chlorine-free refrigerant)	CF3CH2F	0	1,300	–
R32 (HFC chlorine-free refrigerant)	CH2F2	0	580	–
R404A (HFC chlorine-free blends)	52% R143a, 44% R125, 4% R134a	0	3,750	–
R507 (HFC chlorine-free blends)	50% R143a, 50% R125	0	3,800	–
R407C (HFC chlorine-free blends)	23% R32, 25% R125, 52% R134a	0	1,610	7.5K
R410A (HFC chlorine-free blends)	50% R32, 50% R125	0	1,890	0.2K

ODP = Ozone Depletion Potential (degree in which the ozone layer is destroyed)

GWP = Global Warming Potential (degree in which it contributes to the greenhouse effect)

Instructions for safe and proper use of the refrigerants:

Refrigerant:

Wear protective gloves and safety goggles
Do not let refrigerant come in contact with skin
Do not inhale high concentrations of vapours
(Lack of oxygen causes a narcotic effect and is a danger to life)

Do not smoke around refrigerant
Working place / room must be thoroughly aired,
if necessary extracted

Refrigerant bottles:

Secure against accidents, do not throw
Do not expose to direct sunlight and do not place near radiators
or other heat sources
Do not use open flame

Do not disassemble or remove valves
Damaged bottles need to be properly returned
Close empty containers

Air-conditioners:

Air-conditioner leaks need to be repaired immediately
Do not allow refrigerant to leak while filling or doing
maintenance work

In high concentrations (for example pipe burst), leave the room
and do not enter again until it has been properly ventilated
Only do brazing work together with protective nitrogen gas and
only in well ventilated areas

10



Flare connections

Normal flare size in accordance with JIS B8607:2008
Flare outer diameter in relationship to the pipe diameter

Pipe outer diameter mm / inch	Metric	Wall thickness mm / inch	Flare outer diameter with R22-, R134a-, R404-, R407C air-conditioners	Flare outer diameter with R410A air-conditioners
6 mm	–	1 mm	8.5 mm	9.1 mm
8 mm	–	1 mm	11.1 mm	11.1 mm
10 mm	–	1 mm	13.6 mm	13.2 mm
12 mm	–	1 mm	15.3 mm	16.5 mm
16 mm	–	1 mm	19.5 mm	19.2 mm
18 mm	–	1 mm	22.0 mm	22.7 mm
1/4"	6.35 mm	0.35"	9.0 mm	9.1 mm
5/16"	7.94 mm	0.35"	11.0 mm	11.1 mm
3/8"	9.52 mm	0.35"	13.0 mm	13.2 mm
1/2"	12.70 mm	0.35"	16.2 mm	16.6 mm
5/8"	15.88 mm	0.35"	19.4 mm	19.7 mm
3/4"	19.05 mm	0.35"	23.3 mm	24.0 mm

Refrigeration & Air-Conditioning Technology

Conversion Table Pressure, Temperature

Conversion table pressure

mbar	Micron	TORR	mm HG Vacuum
10	7,516	7.5	752
5	3,759	3.6	756
2	1,503	1.5	758
1	752	0.75	759
0.5	376	0.36	
0.4	300	0.30	
0.3	225	0.23	
0.2	150	0.15	
0.1	75	0.08	
0.09	68		
0.07	53		
0.06	45		
0.05	38		
0.04	30		
0.03	22		
0.02	15		
0.01	8		

Conversion table temperature

Conversion from °C in °F: °C x 1.8 +32 = °F

Conversion from °F in °C: (°F-32) : 1.8 = °C


°C	°F	°C	°F	°F	°C	°F	°C
100	212	30	86	212	100	70	21
95	203	25	77	200	93	60	16
90	194	20	68	190	88	50	10
85	185	15	59	180	82	40	4
80	176	10	50	170	77	30	-1
75	167	4	39	160	71	20	-7
70	158	0	32	150	66	10	-12
65	149	-10	14	140	60	0	-18
60	140	-20	-4	130	54	-10	-23
55	131	-30	-22	120	49	-20	-29
50	122	-40	-40	110	43	-30	-34
45	113	-50	-58	100	38	-40	-40
40	104	-60	-76	90	32	-50	-46
35	95	-73	-101	80	27	-60	-51
						-112	-80
						-460	-273

10



Common threads

UNF-Thread	SAE-Thread	Outer diameter (max. mm)	Internal diameter (min mm)	Lodes per inch	Increment (mm)
7/16" - 20	1/4"	11.079	9.738	20	1.270
1/2" - 20	5/16"	12.667	11.328	20	1.270
5/8" - 18	3/8"	15.839	14.348	18	1.411
3/4" - 16	1/2"	19.012	17.330	16	1.588
7/8" - 14	-	22.184	20.262	14	1.814
7/8" - 14	5/8"	22.184	20.262	14	1.814
1" - 14	3/4"	25.357	23.437	14	1.814
11/16" - 14	-	26.947	25.024	14	1.814
11/8" - 12	-	28.529	26.284	12	2.117
11/4" - 12	7/8"	31.704	29.459	12	2.117
13/8" - 12	-	34.877	32.634	12	2.117
11/2" - 12	1	38.052	35.809	12	2.117



11



General-Purpose Tools

Pliers

Water Pump Pliers	292 - 296
Corner Pipe Wrenches	297
One Handed Pipe Wrenches, Chain Pipe Wrenches	298 - 299
Fittings Wrenches	300
Grip Pliers, Strap & Fittings Wrenches	301

Installation Wrenches

UNI Stepped Key Set, Express Spanner	302
Bolt Driver, Sanitary Four Way	303
Installation Tools, Valve Key	304
Open-Ended / Hinged Ratchet Wrenches	305 - 307

Screwdrivers

308 - 309

Installation Aids

Spirit Levels, Cartridge Extractor Set	310
Tap Reseating Tool	311
Basin Nut Wrench, Bolt Cutter	312 - 313
Power Edge Cutter	314
Allen Key Sets, Screw Extraction Sets	315

Cutting Discs

Cutting & Grinding Discs	316 - 318
--------------------------	-----------

Drill Bits

Twist Drill Bits, Flat Center Bits	319
Chassis Punch, Stepped Drill Bits	320
Sheet Metal Cone Bits, Hole Saws	321 - 322

Hammers, Chisels, Punches

323

Vices

Parallel Vices, Pipe Vices	324
----------------------------	-----

Workbenches

Tripod Uni Workbench, Universal Workbench	325
---	-----

General Aids & Tool Bags

326 - 327

11



General-Purpose Tools

Pliers

ROFASTLOCK

Fast adjusting water pump pliers



Product Profile

KEY FEATURES

- Up to 50% faster calibration of the gripping width
- 14 adjustable positions
- Easily adjustable by pressing the button
- Reliable, zero-play and positioning is gentle on material
- Extremely durable
- Gripping and holding of rounded, squared and flat work pieces

TECHNICAL DATA

Chrome vanadium steel, tempered, drop forged with heavy-duty box joint

Polished head and joint

Double hardened jaws, extremely durable (61 HRC)

Safety lock prevents unintentional opening

Double hardened jaws
Extremely durable (61 HRC)

Closed positioning system
Reliable, zero-play and positioning is gentle on material with the MIM: Metal Injection Molding (Precision locking mechanism) (MIM: Metal Injection Molding)

Safety lock
Prevents unintentional opening

Easily adjustable by pressing the button

Ergonomic design
Comfortable use

Anti-slip, plastic covered handles
High grip reliability

Universal clamping jaw
Gripping and holding of rounded, squared and flat objects

14 adjustable positions

up to 50% quicker adjustment!



Optimal positioning on the workpiece

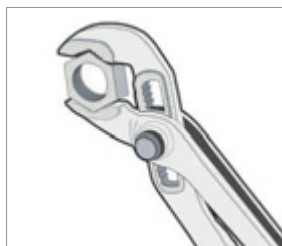


Model	L inch / mm	inch / mm			No.
ROFASTLOCK	7" / 175	1" / 28	1	6	70531
ROFASTLOCK	10" / 250	1.1/4" / 32	1	6	70532
ROFASTLOCK	12" / 300	1.1/2" / 42	1	6	70533
ROFASTLOCK display				1(10)	070532D
ROFASTLOCK 10" with hanger				1	070532E

Grips pipes



Grips hexagonal



Grips sheets



Grip in confined spaces



ROGRIP

Self-positioning multi-purpose pliers



Product Profile

KEY FEATURES

- Automatic fit on a wide range of materials up to \varnothing 42 mm, with one handed operation, even for larger pipe diameters
- Optimum force transmission
- Firm grip on any surface, even under the toughest conditions

TECHNICAL DATA

Chrome vanadium steel, tempered, drop forged with heavy-duty box joint
Drop forged steel
Double hardened teeth extremely durable



Double hardened teeth
 Firm grip on any surface even under the toughest conditions

Automatic fit
One handed operation, even on larger pipe diameters and on a wide range of materials up to \varnothing 42 mm

Safe use
 Prevents fingers from getting pinched

Improved leverage compared to conventional pliers
 Optimum force transmission



Optional: plastic jaws
 For refined fixtures

Ergonomic design
 Comfortable use

No. 070558D

Model	inch / mm	inch / mm	g			No.
ROGRIP 10"	10" / 250	1.5/8" / 42	475	1	6	70558

Model		No.
ROGRIP 10" counter display	1(6)	070558D
ROGRIP plastic jaws	1(2)	70559

Grips pipes




Grips hexagonal



Grips sheets



Grips installation connections



General-Purpose Tools

Pliers

Water Pump Pliers SP

Complies with DIN 5231 D, with heavy-duty box joint, chrome vanadium steel, drop forged, tempered, polished head and joint



Product Profile

KEY FEATURES

- Ideal for hard-to-reach places with the longer, thinner pliers head with measurements favourable for corners
- Optimum grip for reliable hold of pipes, flat objects, squared and hexagonal screws
- Long service life through induction hardened teeth
- Variable use: 7 size settings
- Non-slip even on smooth surfaces
- Safe use with the crush and pinch protection

TECHNICAL DATA

Complies with DIN 5231 D
 Heavy-duty box-joint
 Abrasion-resistant surface protection with the epoxy-powder coating
 Chrome vanadium steel
 Drop forged, tempered
 Polished head and joint

Asymmetrical gripping surface

Optimum grip with the rhombus-shaped gripping surface

Measurements favourable for corners

Ideal for hard-to-reach places

Self-clamping jaws

non-slip even on smooth pipes

Induction hardened teeth

Long service life and high wear resistance

Ergonomically shaped anti-slip legs

Reliable hold

7 size settings (10" and 12"), solid and durable

Variable use

Crush and clamp guard

Safe use

11

Optimum grip



No. 070528D

L inch	L mm	max. inch	max. mm	g	g	No.
7"	175	1"	28	150	1 6	70527
10"	250	1.1/4"	32	290	1 6	70528
12"	300	1.1/2"	42	460	1 6	70529
10" Counter display				1(12)		070528D



Water Pump Pliers Type SPK



KEY FEATURES

- Features similar to type SP, additionally with plastic covered handles

Increased safety:
Plastic covered handles!



inch	mm	max. inch	max. mm	g		No.
7"	175	1"	28	165	1 6	70521
10"	250	1.1/4"	32	315	1 6	70522
12"	300	1.1/2"	42	475	1 6	70523
10" Counter display				1(12)		070522D

Grooved Water Pump Pliers CL

Chrome vanadium steel, chrome-plated, drop forged, tempered, polished head and sliding joint, even jaws, **in compliance with DIN 5231 E**



KEY FEATURES

- Completely relieves the joint screw with relief-milled grooves
- No slipping of the joint possible
- Absolutely firm fit in every open position
- Easy, smooth adjustment
- Induction hardened teeth for a long service life
- Crush and clamp guard prevent injuries
- Plastic covered handles



inch	mm	max. inch	max. mm	g		No.
9.1/2"	245	1.1/2"	38	330	6	70591
12"	300	2"	60	560	6	70592
16"	420	4"	100	1,150	6	70593



General-Purpose Tools

Pliers

Sets for Professionals

Practice-oriented set of pipe wrenches and pipe cutter



No. 070124X



No. 070123X



No. 070122X

Safe grip by staggered gear tooth system



No. 402311 (optional)

Constant, tight working radius of 123 mm!



For further information see 12



No. 70027

Optimum grip by rhombusform



No. 70528

11


3-part set (No. 070130X) includes:
Pipe wrench 1" (No. 070122X), 1.1/2" (No. 070123X), 2" (No. 070124X)

4-part set (No. 070135X) includes:
Pipe wrench 1" (No. 070122X), 1.1/2" (No. 070123X), W/P pliers 10" (No. 70528)

3-part set (No. 070140X) includes:
Pipe wrench 1" (No. 070122X), 1.1/2" (No. 070123X), W/P pliers 10" (No. 70528)

Model	kg		No.
Set 1 - 1.1/2" - 2"	5.0	1	070130X
Set 1 - 1.1/2" + Wapu SP 10 + TC 35	3.1	1	070135X
Set 1 - 1.1/2" + Wapu SP 10"	2.7	1	070140X
Tool bag "Trendy"	1.8	1	402311

ACCESSORIES



Description	g		No.
Spare cutter wheel for TC 35 CU	100	1(5)	070017D

Corner Pipe Wrench 45° "SUPER S"

Chrome vanadium steel, drop forged, tempered, with reinforced sleeve, polished jaws and a favourable size for corners

KEY FEATURES

- Self-clamping: 3-point clamping ensures reliable and firm grip even on smooth pipes
- Reliable grip and non-slip with teeth set against turning direction, induction hardened
- Double-T profile jaws, ideal for clamping different material forms, enables universal application



inch	mm	max. inch	max. mm	g		No.
1/2"	22	10"	250	400	1 18	070121X
1"	35	12"	300	810	1 18	070122X
1.1/2"	46	16"	420	1.440	1 16	070123X

inch	mm	max. inch	max. mm	g		No.
2"	65	20"	540	2.440	1 10	070124X
3"	80	24"	640	3.400	1 6	70125

Corner Pipe Wrench 45°

Chrome vanadium steel, drop forged, tempered, with reinforced sleeve, polished jaws and a favourable size for corners

KEY FEATURES

- Favourable size for corners
- Thin muzzle with thin jaws, 45° angled



inch	mm	max. inch	max. mm	g		No.
1/2"	22	10"	250	370	1 8	070131X
1"	35	12"	300	740	1 6	070132X

inch	mm	max. inch	max. mm	g		No.
1.1/2"	46	16"	420	1.340	1	070133X
2"	65	20"	540	2.400	1	070134X

Pipe Wrench 90°

Chrome vanadium steel, drop forged, tempered, with reinforced sleeve, polished jaws and a favourable size for corners

KEY FEATURES

- Favourable size for corners
- Thin muzzle with thin jaws, 90° angled



inch	mm	max. inch	max. mm	g		No.
1"	35	12"	300	740	1 8	070110X
1.1/2"	46	16"	420	1.340	1 6	070111X
2"	65	20"	540	2.400	1 6	070112X

inch	mm	max. inch	max. mm	g		No.
3"	100	24"	640	3.400	1	70113
4"	140	36"	750	5.600	1	70114

General-Purpose Tools

Pliers

One Handed Pipe Wrench "HEAVY DUTY"

KEY FEATURES

- One-handed ratchet-like use, self-clamping, spring-supported hook
- Quick preset of Ø using scale on hook
- Wearing parts replaceable: Hook and heel jaw can be purchased separately
- Monoblock cast body with high strength, double T profile, forged jaw and hook, fine polished, teeth set against turning direction, induction hardened, tempered and non-slip adjustment screw



US-Norm GGG-W-651
Type II Class A!

L	L	Ø	Ø	kg		No.	No.	No.
inch	mm	inch	mm			pliers	hook	jaws
8"	200	1/2"	22	0,40	4	70150	70200	70190
10"	250	1.1/2"	49	0,78	4	70151	70201	70191
12"	300	2"	60	1,25	4	70152	70202	70192
14"	350	2"	60	1,68	4	70153	70203	70193
18"	450	2.1/2"	76	2,67	2	70154	70204	70194
24"	600	3"	90	4,32	1	70155	70205	70195
36"	900	5"	140	7,92	1	70156	70206	70196
48"	1200	6"	166	15,80	1	70157	70207	70197

One Handed Pipe Wrench "ALUDUR"

KEY FEATURES

- Features similar to **HEAVY DUTY**
- **Weight savings of approx. 40%:** extremely light, high strength aluminium alloy
- Wearing parts replaceable: hook and heel jaw can be purchased separately




US-Norm GGG-W-651
Type I Class B!

L	L	Ø	Ø	kg		No.	No.	No.
inch	mm	inch	mm			pliers	hook	jaws
10"	250	1.1/2"	49	0,48	4	70159	70201	70191
14"	350	2"	60	0,99	4	70160	70203	70192
18"	450	2.1/2"	76	1,63	2	70161	70204	70194
24"	600	3"	90	2,51	1	70162	70205	70195
36"	900	5"	140	5,00	1	70163	70206	70196
48"	1200	6"	166	8,42	1	70164	70207	70197

One Handed Pipe Wrench "STILLSON"

KEY FEATURES

- Features similar to **HEAVY DUTY**
- Hardened adjustment nut presses onto the handle during use and prevents undesired readjustment
- Optimised double-spring construction guarantees quick and firm self-clamping, ensuring secure hold even on smooth pipes



US-Norm GGG-W-651
Type I Class B!

L	L	Ø	Ø	kg		No.	No.
inch	mm	inch	mm			pliers	hook
8"	200	3/4"	27	0,28	1 4	70350	70374
10"	250	1"	34	0,59	1 4	70351	70375
12"	300	1.1/4"	43	0,79	1 4	70352	70376
14"	350	1.1/2"	49	1,04	1 4	70353	70377
18"	450	2"	60	1,82	1 2	70354	70378
24"	600	2.1/2"	76	3,08	1 1	70355	70379
36"	900	3.1/2"	102	5,69	1 1	70356	70380



One Handed Pipe Wrench "OFFSET PATTERN HEAVY DUTY"

KEY FEATURES

- Offset wrench head is ideal for working in confined spaces (e.g. near to the wall)
- One handed ratchet-like use, self-clamping, spring-supported hook
- Quick preset of pipe Ø using scale on hook
- Wearing parts replaceable: hook and heel jaw can be purchased separately



					No. pliers	No. hook	No. jaws
	inch	mm	inch	mm	g		
10"	250	1.1/2"	49	750	4	70166	70201 70191
14"	350	2"	60	1,460	4	70167	70203 70192

One Handed Corner Pipe Wrench 90°

KEY FEATURES

- Features similar to "HEAVY DUTY"
- **Weight savings of approx. 40%:** extremely light, high strength aluminium alloy



					No. pliers	No. hook	No. jaws
	inch	mm	inch	mm	g		
14"	350	2"	60	890	1	70115	70203 70192
18"	450	2.1/2"	76	1,490	1	70116	70204 70194

Chain Pipe Wrench 4" R/L

KEY FEATURES

- Profile handle made of drop forged chrome vanadium steel, polished head with hardened special tooth system, powerful chain made of tempered special steel
- Double-sided teeth surface set against the turning direction for use in both directions without re-inserting



					No.
	max. inch	max. mm	inch	mm	g
4"	115	12"	300	780	1 4 70235

Chain Pipe Wrench "HEAVY DUTY"

Very robust model for the toughest conditions, proven in pipeline construction, jaws and handle are forged, jaws are replaceable

KEY FEATURES

- Strong chain made of tempered special steel – fits every cross-section
- Double-sided tooth system for ratchet-like use, for right and left-handed operation



			jaws width		No. pliers	No. jaws
	max. inch	max. mm	mm	mm	kg	
1.1/2"	49	38	350	1.4	70242	70571
2.1/2"	76	52	690	3.5	70243	70572
4"	115	63	940	6.7	70244	70573
6"	166	78	1,120	126	70245	70574
8"	220	80	1,280	172	70246	70575
12"	324	84	1,630	24.2	70247	70576

Model		No.
	kg	
Spare chain HEAVY DUTY 2 1/2"	0.95	70263
Spare chain HEAVY DUTY 4"	1.40	70264
Spare chain HEAVY DUTY 6"	280	70265
Spare chain HEAVY DUTY 8"	3.40	70266
Spare chain HEAVY DUTY 12"	510	70267

General-Purpose Tools

Pliers

Fittings Wrench 90°


Special chrome vanadium steel, steel forged

KEY FEATURES

- Plastic jaws guarantee a secure and gentle grip especially for chrome-plated fittings and polished surfaces
- High-quality DURAMANT surface coating



Plastic jaws, gentle grip!



max. inch	max. mm	inch	mm	g			No.
1"	35	14"	350	740	1	6	70545
Plastic jaws				10			70548

Fitting Key

Steel forged, burnished, smooth jaws for protection of fittings and delicate or polished surfaces



Model	L mm	Clamping width and depth mm		g	No.
Grid adjustment	260	75	45	690	350850
Roll adjustment	275	65	45	780	350900

SANIGRIP/SANIGRIP PL

Valve plier PL

Special chrome vanadium steel, drop forged, chrome-plated, 4 adjustable sizes at joint, with toothed grip jaws. SANIGRIP PL designed with plastic jaws to protect fittings

KEY FEATURES

- Secure and gentle grip on valuable fittings without damaging polished surfaces
- Optimum grip is ideal for plastic screw joints up to Ø 62 mm (siphon)



Model	inch	mm	max. mm	min. mm	g	No.
SANIGRIP	10"	250	80	14	270	70415
SANIGRIP PL	10"	250	62	14	280	70416
Plastic jaws (pair) for SANIGRIP PL					10	70417

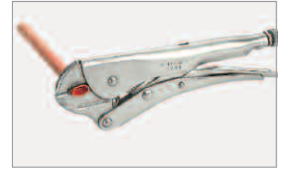
11






Sealing Grip Pliers

Chrome vanadium steel, nickel-plated, tempered, hardened jaws

- Ideal for climate, heating and sanitary installations
- For clamping thin-walled copper pipes \varnothing 4 - 16 mm and hoses
- With leverage and quick-release lever, adjustable and lockable



 inch	 mm	Jaw width mm	 g	No.
10"	250	4 - 16	490	70250






Pipe Welding Grip Pliers

Chrome vanadium steel, nickel-plated, hardened jaws made of chrome vanadium steel

- For safe, central clamping of pipes and round material aligned during welding work
- Reliable 3-point support, for steel pipes up to \varnothing 3"
- U-shaped clamping jaws allow enough room for welding
- With leverage and quick-release lever, adjustable and lockable



 inch	 mm	Jaw width mm	 g	No.
11"	280	95	840	70257



EASYGRIP

Automatic strap wrench for plastic pipes \varnothing 20 - 160 mm (3/4" - 6")

The indispensable tool for socket welding large diameter plastic pipes



KEY FEATURES


- No damage to pipe surface with the centred prismatic support
- Secure grip with special non-slip nylon strap



Centred prismatic support

No damage to the pipe surface

Model	 mm	 inch	 kg	No.
EASYGRIP	20-160	3/4"	1.0	55075
Spare strap EASYGRIP			0.1	55076



Non-slip special nylon strap

Secure grip






Strap and Fittings Wrench

Made of aluminium special alloy, with replaceable nylon strap

KEY FEATURES

- Safe to use on chrome-plated fittings without damaging polished surfaces
- Use in the automotive industry (oil filter changes)



 inch	 mm	 inch	 mm	 kg	No.
3"	90	12"	300	280	70240
Spare strap 3"				20	70268
8"	220	12"	300	290	70241
Spare strap 8"				30	70269



General-Purpose Tools

Installation Wrenches


UNI Stepped Key Set

For installation and removal of heating valve nipples, tank connectors and short tap extensions. Chrome vanadium steel, hardened, nickelplated, square drive 1/2"

Product Profile

KEY FEATURES

- Universally applicable: cam, internal hexagonal and 12-edged driver, size 3/8 - 1/2 - 3/4 - 1" and other sizes in between
- No canting of nipples and screw connections with the special stepped key design
- Combination key allows installation and removal of heating nipples, tank connections and short tap extensions
- 1/2" Ratchet makes installations quick and easy



No. 73298



No. 73280

1/2" ratchet

Fast and easy installation




No. 27180

Model	g	mm	cm	No.
Set: UNI Stepped Key and Ratchet	670	1	12	73297
UNI Stepped Key	120	1		73298
Gas Stepped Key	80	1		73280
1/2" ratchet	440	1		27180



Express Spanner

Chrome vanadium steel, drop forged, chrome-plated



No. 73299

KEY FEATURES

Express Spanner

- Ideal for hard-to-reach screws
- Quick installation of sink fittings and corner valves
- Hanger bolt M10, middle piece with internal screw thread
- Easy loosening of the hanger bolt with integrated ball seat
- When the internal hexagonal screw is loosened, the hanger bolt can be moved on the spanner axle (longer lever)

Ring Ratchet Express Spanner

- With the smallest of ratchet angles, fine-toothed, R/L switchable, 12-edged, flat offset



Ring Ratchet Express Spanner



No. 73293

Spanner width	for hanger bolts Size	L mm	g	No.
Wrench size 10 x muzzle size 13	M 8	220	250	73290
Wrench size 17 x muzzle size 19	M10	220	250	73299
Wrench size 17 x muzzle size 19	M12	220	250	73291
Wrench size 17 x ring size 19	M10	260	390	73293

General-Purpose Tools

Installation Wrenches


Bolt Driver

Bolt driver M6, M8, M10, M12 with 1/2" ratchet connector

KEY FEATURES

- Without damage to the screw thread, for express and hanger bolts
- Easy loosening of the screw with the integrated ball seat

Simple installation



4-part set (No. 26164) includes: Bolt Driver M6 (No. 26160), M8 (No. 26161), M10 (No. 26162), M12 (No. 26163), steel carrying case

Model	mm	g	No.
Set M6 - M8 - M10 - M12		650	26164
Bolt driver M 6	35	70	26160
Bolt driver M 8	40	90	26161
Bolt driver M 10	45	100	26162
Bolt driver M 12	50	120	26163



Tap Extension Key

KEY FEATURES

- For tap extensions
- Chrome vanadium special steel

Model	Size	g	No.
Tap Extension Key, right angled, bent, size 12 / 17	1/2" / 3/4"	200	351040




Sanitary Four Way Key

Chrome Vanadium Special steel

KEY FEATURES

10 functions:

- Four external hexagonal with double nut box spanner for tap extensions 3/8", 1/2", 3/4", 1" up to 100 mm and installation/removal of heating valves and tank connectors
- 2 inner threads M10 and M12 for hanger bolts



Model	Dimensions mm	g	No.
Sanitary Four Way Key with 10 functions	220 x 220	610	351043

Sanitary Four Way Key

Chrome Vanadium Special steel

KEY FEATURES

Multi-functional combined key:

- Four external hexagonal 3/8", 1/2", 3/4", 1" for short tap, extensions, installation and removal of heating valves and tank connectors
- 2 Inner threads M10 and M6 for hanger bolts (wash basin fittings)



Model	Dimensions mm	g	No.
Sanitary Four Way Key multifunctional	200 x 200	530	351044



General-Purpose Tools

Installation Wrenches

ROFIX SANISET Profi

Installation tool



No. 73201



No. 73200



No. 73202

1 tool for 5 uses!

User-friendly combination set for installation of basins, toilets and drains

KEY FEATURES

- Bolt Driver Tool for M8 and M10 enables easy use in all positions
- Seat for the 9 mm and 13 mm extensions, as well as the ROQUICK 2 adaptor with the Bolt Driver Tool
- Ease of use with the RO-QUICK 2 adaptor for the most common drains in bath tubs and basins



Set (No. 73200) includes: Bolt driver tool (No. 73201), RO-QUICK 2 adaptor (No. 73206), extension 9 mm (No. 73210), 13 mm (No. 73213), steel carrying case (No. 26410)

Set (No. 73202) like Set (No.73200), in addition extensions size 10, size 11, size 12 and size 14

Model	with extension mm	g	No.
ROFIX SANISET Profi	9-10-11-12-13-14	1,500	73202
ROFIX SANISET Bolt Driver tool	9-13	900	73200
M8/M10	215	120	73201
RO-QUICK 2-Adaptor	90	40	73206
Special extension size 9	185	50	73210
Special extension size 10	185	50	73209
Special extension size 11	185	50	73208
Special extension size 12	185	50	73212
Special extension size 13	185	50	73213
Special extension size 14	185	50	73214

RO-QUICK

Valve key

Release valve holder and key for eccentric and standard valves



No. 70413



No. 70414



KEY FEATURES

- Quick and problem-free use by the installation of bathtubs, basins and sinks
- Can be used from the bottom up
- With 2 facing, spring mounted locking cams, as well as holder with T-handle
- Adaptor with star handle for showers, bathtubs (optional accessory)
- Torque-proof immediately on insertion

No damage to chrome-plated parts!

Model	L mm	g	No.
RO-QUICK Set			70439
RO-QUICK	120	300	70414
Adaptor	75	70	70413

11





ROCLICK

Combined open-ended / hinged ratchet wrench

Chrome vanadium steel, polished and high shine chrome-plated

KEY FEATURES

- Moveable ring ratchet allows for use even in tight spaces
- Precise work with the fine-running ratchet (72 teeth)

Small operating radius of only 5°!

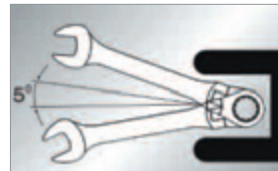


Fig. ROCLICK wrench set

7-part set (No. 70490) includes: ROCLICK combined spanner 8 - 10 - 11 - 13 - 14 - 17 - 19 mm, plastic case

Model	g	kg	No.
ROCLICK spanner set, 7 pieces	1,150	1 12	70490
ROCLICK combined spanner 8 mm	50	1 12	70465
ROCLICK combined spanner 9 mm	50	1 12	70454
ROCLICK combined spanner 12 mm	50	1 12	70455
ROCLICK combined spanner 15 mm	50	1 12	70456
ROCLICK combined spanner 16 mm	50	1 12	70457
ROCLICK combined spanner 18 mm	50	1 12	70458
ROCLICK combined spanner 10 mm	90	1 12	70466
ROCLICK combined spanner 11 mm	100	1 12	70467
ROCLICK combined spanner 13 mm	145	1 12	70468
ROCLICK combined spanner 14 mm	150	1 12	70469
ROCLICK combined spanner 17 mm	220	1 12	70470
ROCLICK combined spanner 19 mm	270	1 12	70471

Small 5° operating radius



Adjustable inclination angle



Torque Spanner Set

Set consists of adjustable torque spanners (10-70 Nm) and 6 inserts sizes 17, 22, 24, 26, 27 and 29 mm for flare joints on 1/4", 3/8", 1/2" and 5/16" pipelines in compliance with DIN 3866



8-part set (No. 175001) includes: 1 spanner each 17 - 22 - 24 - 26 - 27 - 29 mm, torque spanner set, carrying case

Model	kg	No.
Torque spanner set, 8 pieces	3.5	175001

Ø	Wrench size	Tightening torque
1/4"	17 mm	18 Nm
3/8"	22 mm	42 Nm
1/2"	24 mm	55 Nm
1/2"	26 mm	55 Nm
5/16"	27 mm	65 Nm
5/16"	29 mm	65 Nm

ROTURN

Combined ring / open-ended spanner

Chrome vanadium steel, polished and high shine chrome-plated



KEY FEATURES

- Loosening of up to 70% of damaged hexagonal screws with hexagonal open end and ridged profile
- Ergonomically optimised: Pressure on the flat side of spanner makes work easier



Protects the hand



8 part set (No. 70475) includes: ROTURN 10 - 11 - 13 - 14 - 16 - 17 - 19 - 22 mm, in plastic case

Model	kg	No.
ROTURN spanner set, 8 pieces	1.7	1 12 70475



General-Purpose Tools

Installation Wrenches

ROCLICK Key

Chrome vanadium, head black atramentized



Model	Key width mm	L mm	g	No.
ROCLICK Key 10	10	134	80	70420
ROCLICK Key 11	11	137	80	70419
ROCLICK Key 12	12	137	80	70421
ROCLICK Key 13	13	137	90	70422
ROCLICK Key 14	14	140	90	70423

KEY FEATURES

- With the spring mechanism – the harder the pressure, all the more firmer the grip
- Self-ratcheting effect when turning back
- Fast extraction and loosening of screws
- Suitable especially for screws on pipes, cables and rods



Model	Key width mm	L mm	g	No.
ROCLICK Key 16	16	184	130	70424
ROCLICK Key 17	17	184	140	70425
ROCLICK Key 19	19	188	188	70426
ROCLICK Key 21	21	230	230	70427
ROCLICK Key 24	24	240	240	70418

Ring Spanner

Chrome vanadium steel, drop forged, chrome-plated



Model	L mm	g	Box	No.
Spanner Set 7 pieces		3,500	1	70281
10 x 11	200	120	1 36	70270
12 x 14	230	200	1 36	70271
13 x 17	250	280	1 36	70272

KEY FEATURES

- Ideal for hard-to-reach screws with the finely toothed R/L switchable ratchet
- 12-edged, flat offset, robust and indestructible

7-part set (No. 70281) includes: ROCLICK 10 x 11, 12 x 14, 13 x 17, 15 x 16, 19 x 22, 24 x 27, 30 x 32 mm

Model	L mm	g	Box	No.
15 x 16	260	320	1 36	70273
19 x 22	310	440	1 36	70274
24 x 27	360	700	1 36	70276
30 x 32	410	990	1 36	70277

Adjustable Wrench


Chrome vanadium steel, drop forged, chrome-plated and polished



Size inch	L mm	Clamping width up to mm	g	No.
4"	120	16	80	70440
6"	160	20	100	70441
8"	210	25	220	70442

KEY FEATURES

- Precise operation: Smooth-running and robust roller with minimum play in the sliding guides



Size inch	L mm	Clamping width up to mm	g	No.
10"	250	29	390	70443
12"	300	34	660	70444
15"	380	44	1,170	70445

11



General-Purpose Tools

Installation Wrenches

One Handed Type R

The ideal multi-function spanner with ratchet function – for almost all bolt and nut applications up to a size of 42 mm (1.1/4")

KEY FEATURES

- Self-clamping even on smooth pipes, bolts, shafts and broken off head of hexagonal screws

Enormous leverage!



L	L	Clamping width	Clamping width		No.
mm	inch	mm	inch	g	
160	6"	SW 9 - 17	1/8" - 3/8"	80	70220
200	8"	SW 14 - 28	1/4" - 3/4"	200	70221

L	L	Clamping width	Clamping width		No.
mm	inch	mm	inch	g	
255	10"	SW 16 - 33	3/8" - 1"	340	70222
310	12"	SW 22 - 42	1/2" - 1.1/4"	520	70223

Double-End Box Wrench Set

Chrome vanadium steel, chrome-plated DIN 838

10-piece

6x7, 8x9, 10x11, 12x13, 14x15, 16x17, 18x19, 20x22, 24x27, 30x32 mm

12-piece

6x7, 8x9, 10x11, 12x13, 14x15, 16x17, 18x19, 20x22, 21x23, 24x27, 25x28, 30x32 mm



Open-Ended Wrench Set

Chrome vanadium steel, chrome-plated DIN 3113

8-piece

8x8, 10x10, 12x12, 13x13, 14x14, 17x17, 19x19, 22x22 mm



Model	No.
Double-end box wrench set 10-piece	849064
Double-end box wrench set 12-piece	849065

Model	No.
Open-ended wrench set 8-piece	849554

Double-end Box Wrench Set

Chrome vanadium steel, chrome-plated DIN 3110

10-piece

6x7, 8x9, 10x11, 12x13, 14x15, 16x17, 18x19, 20x22, 24x27, 30x32

12-piece

6x7, 8x9, 10x11, 12x13, 14x15, 16x17, 18x19, 20x22, 21x23, 24x27, 25x28, 30x32 mm



Model	No.
Double-end box wrench set 10-piece	849334
Double-end box wrench set 12-piece	849335
6x7 mm	849285
8x9 mm	849289
10x11 mm	849293
12x13 mm	849299
14x15 mm	849303

Model	No.
16x17 mm	849306
18x19 mm	849308
20x22 mm	849311
21x23 mm	849313
24x27 mm	849317
25x28 mm	849319
30x32 mm	849323

General-Purpose Tools

Screwdrivers

EUROLINE®



Screwdrivers

Product Profile

KEY FEATURES

- High force transmission with 2 component handle
- High torque
- Guarantees perfect seat on screw head
- Colour coding for different tips enables quick differentiation
- Oil, fat and hydrocarbon resistant

CHARACTERISTICS

- Blade made of chrome vanadium steel with high-torque and hardness, matt chrome-plated
- Hardened, burnished tip with high durability for reliable force transmission even for tightly secured screws
- Guaranteed perfect seat on screw head, long service life even with long term use
- Handle made of high-quality plastic, grip-friendly AS knob form

Surface treated precision tip
Guarantees perfect seat on screw head

Colour coding for different tips
Quick differentiation

2 component handle made of high-quality, plastic, grip-friendly AS knob form
High force transmission

Blade made of high-quality, tempered chrome vanadium steel
High torque proof

Screwdriver Sets

Model	kg	No.
Screwdriver Set Pozidriv	0.70	73571
Screwdriver Set Phillips	0.70	73570

Sets include:

	Pozidriv No. 73571	Phillips No. 73570
	3,5 x 75 mm 4 x 100 mm	3,5 x 75 mm 4 x 100 mm
	5,5 x 125 mm 6,5 x 150 mm	5,5 x 125 mm 4 x 100 mm
	PZ 1 x 100 mm PZ 2 x 125 mm	
		PH 1 x 100 mm PH 2 x 125 mm

Slot Screwdriver



Phillips Screwdriver



Pozidriv Screwdriver



Tip design	Width x Length mm	Model	g	No.
Slot	4.0 x 100	Slot	45	73103
Slot	5.5 x 125	Slot	84	73131
Slot	6.5 x 150	Slot	128	73133
Phillips	PH 1 x 100	Phillips	80	73152
Phillips	PH 2 x 125	Phillips	98	73153
Pozidriv	PZ 1 x 100	Pozidriv	80	73161
Pozidriv	PZ 2 x 125	Pozidriv	98	73162

ROBIT

10-piece bit set
With magnet holder and front tip



Model	No.
ROBIT bit set (10-piece)	73670

11



EUROLINE® IMPAKT

Screwdriver with continuous, strengthened blade

Product Profile

KEY FEATURES

- One-piece, strengthened blade with metal cap allows enables directed hammer blows, for example loosening stuck screws

Set (No. 73575) includes:

- 5,5 x 100 mm
- 6,5 x 125 mm
- 8 X 150 mm
- PH 1 x 80 mm
- PH 2 x 100 mm




2 tools in 1!

Colour coding for different tips

Quick differentiation

Handle made of high-quality plastic, grip-friendly AS knob form

High force transmission



Surface treated precision tip

Guarantees perfect seat on screw head

Blade made of high-quality, tempered chrome vanadium steel

High torque proof

Constant strengthened blade with metal cap



5-piece set (No. 73575) includes: Slot screwdriver 55 x 100 (No. 73565), 6,5 x 125 (No. 73566), 8 x 150 (No. 73567), Phillips PH 1 x 80 mm 1 (No. 73536), PH 2 x 100 mm (No. 73537)

Model	g	No.
EUROLINE® IMPAKT Set 5 pieces	950	73575

Workshop Screwdriver Set

Blades made of chrome vanadium molybdenum steel, chrome-plated with hexagonal key aid, hard wood handles made of natural beech, varnished with leather cap



Model	g	No.
Workshop Screwdriver Set, includes: Slot 4,5 x 90; 5,5 x 100; 6,5 x 125; 8 x 150 Phillips PH 1 x 80; PH 2 x 100	680	323015

VDE Screwdriver Set

Blades made of chrome vanadium molybdenum steel, thoroughly hardened, extrusion-coated blade insulation tightly joined with handle, 1,000 Volt



Model	g	No.
VDE Screwdriver Set, includes: Slot 2,5 x 75; 4,0 x 100; 5,5 x 125; 6,5 x 150 Phillips PH 1 x 80; PH 2 x 100 and live-wire-tester	680	323126



General-Purpose Tools

Installation Aids

ROCHECK

Spirit level for angled valves

For exact vertical and horizontal alignment of fittings

KEY FEATURES

- With horizontal and head levels
- One side with 1/2" external screw thread

Precise Installation!



ROCHECK

Spirit level for standard distances


Accurate installations with installation gauge for fittings, with horizontal and vertical levels, unbreakable

KEY FEATURES

- For standard distances: 97 - 120 - 153 - 160 - 170 - 200 - 210 mm

Exact Adjustment!

Exact installation by assembling jig for braces



4-part set (No. 70667) includes: Spirit level for angled valves 200 mm (No. 70661), Spirit level for standard distances 300 mm (No. 70665), 1 flexible ruler 2 m (No. 252100), steel carrying case (No. 24022)

Model	g	No.
ROCHECK Set in steel case	2,260	70667
ROCHECK spirit level for angled valves 200 mm	220	70661
ROCHECK spirit level for standard distances 300 mm	260	70665

Cartridge Extractor Set

Simple extraction of cartridges in taps



KEY FEATURES

- Simple extraction of cartridges in taps
- 4 adaptors with hook, threaded rod, screw or rivet adaptor for cartridges made before 1979, starting in 1979 and MOEM cartridges, as well as extraction tools

Simple use:

Screw the appropriate cartridge extractor on the threaded rod, attach to the cartridge, guide the cartridge body and counter piece over the thread rod, rotate the t-handle and pull the cartridge out of its seat.

Set (No. 854390) includes: T-handle (No. 854380), screw 12 x 92 (No. 854381), turning handle (No. 854382), threaded rod M10 x 130 (No. 854383), cartridge body 32 x 131 (No. 854384), cartridge extractor with thread (No. 854385), cartridge extractor with hook (No. 854386), cartridge extractor 20 x 45 (No. 854387), counter piece (No. 854388), steel carrying case

Model	kg	No.
9-part set	1.25	854390

11

RODOKIT Set

Tap reseating tool

For accurate reshaping of worn tap seats from leaky spigots

KEY FEATURES

- Smooth, precise and centred chip removal with the special cutter with three milling cams
- Cone adaptor with multi-trapezoidal thread for various valve threads

Set (No. 70980) includes: Basic tool, thread adaptor size 1, 2, 3, 4, cone adaptor, cutter Ø 12-15-16-18 mm

Model	g	No.
RODOKIT Set	1,170	70980
RODOKIT Basic Tool	230	70981
Cone adaptor	100	70992

Dimensions	g	Cutter	Adaptor
12 mm	10	70982	70986
15 mm	10	70983	70987
16 mm	10	70984	70988
18 mm	10	70985	70989



With rust-free steel cutter for high-quality armature!



Tap Reseating Tool

For exact re-cutting of worn tap seats from leaky spigots

Product Profile

KEY FEATURES

- Fast and simple use with exact re-cutting of worn tap seats
- Cylindrical stepped threaded adaptor that is suitable for all conventional fittings
- Adjustable cutting pressure using spring and regulating screw enable precise work
- Exchangeable cutter is always ready for use


Model	inch	g	No.
Basic Tool with cutter 3/8" - 1/2" - 3/4" - 1" in Box	3/8" - 1"	350	70970
Basic Tool with cutter 3/8" - 1/2" - 3/4" - 1" and each with 3 seals in steel compartment	3/8" - 1"	980	70974
Basic Tool with cutter 1/4" - 3/8" - 1/2" - 3/4" - 1" and each with 3 seals in steel box	1/4" - 1"	1,060	70972
Basic Tool without cutter		250	70950
Water-tap valve seat cutter			70951
Spare cutter	1/4"	10	70976
Spare cutter	3/8"	10	70954
Spare cutter	1/2"	10	70955
Spare cutter	3/4"	20	70956
Spare cutter	1"	30	70957



General-Purpose Tools

Installation Aids

Standard Spirit Level



Six-ring spirit level for applying 1% and 2% gradients!

10 year warranty!



KEY FEATURES

- Deformation-free aluminium rectangular profile, anodised
- Imprinted, centred centimetre scale
- Shock and weather proof
- Horizontal and vertical levels, non-breakable, permanently aligned in carrier
- Measuring accuracy in normal position $0.029^\circ = 0.5 \text{ mm} / \text{m}$

L mm	g	No.
300	190	255030
400	260	255040
500	320	255050
600	340	255060
800	520	255080
1,000	640	255100
1,200	820	255120

ROMATIC and Ruler

Measuring tape



KEY FEATURES

- Easy handling
- Automatic tape rewind
- With set/stop button that can be used as marker for repeated measurements



Model	Measuring length m	Tape width mm	g	No.
ROMATIC	3	16	120	77396
ROMATIC	5	19	230	77397
Flexible ruler	2	100	100	252100

Basin Nut Wrench

Special chrome vanadium steel, drop forged, very tough

KEY FEATURES

- Optimum force transmission with the T-handle
- Rotatable claw for right and left-handed rotation



Clamping range mm	inch	L mm	g	No.
10 - 32	3/8" - 1.1/4"	235	475	1 40 70228

11



Telescopic Basin Nut Wrench

Chrome-plated, with pivoted reversible jaw for right and left-handed rotation




Telescopic attachment,
4x adjustable in length!

Clamping range		L mm	g	No.
mm	inch			
10 - 32	3/8" - 1.1/4"	275 - 455	710	70225
20 - 48	3/4" - 1.7/8"	290 - 470	740	70226
32 - 63	1.1/4" - 2.1/2"	290 - 470	780	70227

Sheet Metal Crimping Pliers

Self-opening, PVC coated handles

- For joining of sheets up to 1 mm thick using ripple on pipe end
- Exact and quick adjustment



L inch	L mm	Sheet thickness mm	g	No.
10"	250	1.0	450	71095

Tower Pincers / Concreter's Nippers

Special forged steel, slim head, polished, long plastic covered handles



L inch	L mm	Clamping width mm	g	No.
9"	225	22	330	70118
10"	250	26	440	70119

Basin Nut Wrench

Special chrome vanadium steel, drop forged, coated with adjustment screw



Model	L mm	g	No.
Basin Nut Wrench	270	580	351050

ROBOLT Bolt Cutter

Effortless cutting of construction steel up to 1300 N/mm² (HRC 40), gate steel, concrete steel types I, II, III, IV, pre-stressed concrete steel and steel wire



L mm	L inch	Cutting performance Ø mm		g	No. Robot	No. head
		490 N/mm ²	1300 N/mm ²			
300	12"	5 mm - 3/16"	4 mm - 5/32"	0.75	75010	75020
350	14"	7 mm - 1/4"	5 mm - 3/16"	0.98	75011	75021
450	18"	8 mm - 5/16"	6 mm - 1/4"	1.60	75012	75022
600	24"	10 mm - 3/8"	8 mm - 5/10"	2.63	75013	75023
750	30"	13 mm - 1/2"	9 mm - 11/32"	4.00	75014	75024
900	36"	16 mm - 5/8"	10 mm - 3/8"	6.24	75015	75025
1,050	42"	19 mm - 3/4"	11 mm - 7/16"	9.39	75016	75026

Universal Grip Wrench

Nickel-plated, forged chrome vanadium steel. Firm grip of profiles and flat materials. With lever gear and quick-release lever, adjustable and lockable



L inch	L mm	Clamping width mm	g	No.
10	250	32	570	70252



General-Purpose Tools

Installation Aids

Combination Pliers

For hard and soft wire, special tool steel, oil hardened, special slim form, chrome-plated head, zero-play joint and heavily insulated handles



L mm	Model	g	No.
180	DIN 5244	250	324559

Edge Cutter

For hard and soft wire, special tool steel, oil hardened, Swedish style, chrome-plated head, zero-play joint with heavily insulated handles



L mm	Model	g	No.
160	DIN 5238B	210	324577

Insulation Stripper

Special tool steel, oil hardened, chrome-plated, zero-play joint, heavily insulated handles, with adjustment screw and opening spring



L mm	max mm	g	No.
165	5	160	324800

Power Edge Cutter

For piano wire, hard and soft wire, powerful, special tool steel, oil hardened, chrome-plated head, zero-play joint, with heavily insulated handles



L mm	Model	g	No.
160	DIN 5238A	250	324588

Long Nose Pliers, straight

With cutting edge for hard and soft wire, flat oval jaws, tapered off, special tool steel, oil hardened, chrome-plated head, zero-play joint with heavily insulated handles



L mm	Model	g	No.
200	DIN 5236A	200	324737

Long Nose Pliers, angled

With cutting edge for hard and soft wire, flat oval jaws, tapered off, special tool steel, oil hardened, chrome-plated head, zero-play joint with heavily insulated handles




L mm	Model	g	No.
200	DIN 5236D	200	324739


11



Allen Key with Cross Handle

Blade made of chrome vanadium special steel, shiny nickel-plated, shock-resistant handle



Key width SW mm	Blade length mm	 g	No.
3	200	30	321523
4	200	40	321524
5	200	80	321525
6	200	100	321526
8	200	130	321528
10	200	220	321529
12	200	290	321530

Allen Key Set


CV steel 50Cr-V4, achromatised, hardness and torque in compliance with **DIN 911**



No. 321300



No. 70301/70302

Model	Size mm / inch	 g	No.
Clip holder	2,5-3-4-5-6-8-10 mm	340	70301
Clip holder	3/32-1/8-5/32-3/16-1/4-5/16-3/8"	340	70302
Ring	2-2,5-3-4-5-6-8-10 mm	250	321300

Screw Extraction Sets

For boring out broken screws or bolts for threads M 5 - M 16

INSTRUCTIONS FOR USE

1. Apply bore with guide bush and the appropriate, ground HSS drill bit. Pre-bore for screws 7 mm dia. and above
2. Insert boring stud (no deformation of the drilled workpiece)
3. Attach boring nut and turn with spanner, do not tilt
4. Use special guide bushes for sunken or protruding rupture points



Instructions for screw extraction

For rough-running threads, spray on solution or apply heat. Boring studs are made of high-quality material, therefore they do not twist or heat up

Screw Extraction Sets

Packaged in handy plastic box with spiral drills, guide bushes, boring studs and boring nuts


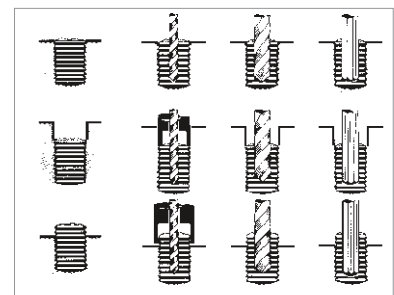
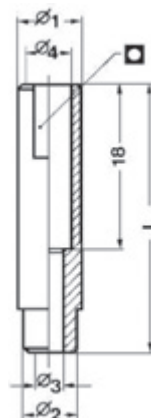


Set	Set contains complete for	Contains piece	 g	No.
Size 1	M 5 - M 12	21 pieces	450	71310
Size 2	M 5 - M 16	25 pieces	580	71311



Fig. Screw Extraction Set, 25 pieces



For thread	Guide-bush size	Guide-bush No.	 mm	Pre-boring No.	 mm	Boring No.	Boring stud size	Boring stud No.	Boring nut hex for size	Boring nut No.
M 5	Size 1	71291			3.2	71301	Size 1	71281	Size 1/SW10	71286
M 6	Size 2	71292			3.2	71301	Size 1	71281	Size 1/SW10	71286
M 7	Size 3	71293	3.2	71301	4.8	71302	Size 2	71282	Size 2/SW11	71287
M 8	Size 4	71294	3.2	71301	4.8	71302	Size 2	71282	Size 2/SW11	71287
M 9	Size 5	71295	4.8	71302	6.4	71303	Size 3	71283	Size 3/SW13	71288
M 10	Size 6	71296	4.8	71302	6.4	71303	Size 3	71283	Size 3/SW13	71288
M 12	Size 7	71297	4.8	71302	8.0	71304	Size 4	71284	Size 4/SW14	71289
M 14	Size 8	71298	6.4	71303	8.7	71305	Size 5	71285	Size 5/SW17	71290
M 15	Size 9	71299	6.4	71303	8.7	71305	Size 5	71285	Size 5/SW17	71290
M 16	Size 10	71300	6.4	71303	8.7	71305	Size 5	71285	Size 5/SW17	71290

Mixed Display

Display includes:

- 2 x 5 x Profi Plus box (No. 071534D and 071533D)
- 2 x 5 x Safe Cut box (No. 071552D und 071551D)
- 2 x 5 x 2-in-1 box (No. 071553D and 071554D)

Model	Dimensions mm	kg	No.
Grinding / Cutting disc Mixed Display	45 x 30 x 27	13.5	71555



METAL PROFI

Grinding / cutting disc for metal

For universal use with long service life in metal machining. For machining of all types of metal, especially construction steel, sheet steel and welded joints

Model	Dimensions mm	g		No.
offset	115 x 6	140	10	71580
offset	180 x 6	145	10	71581
offset	180 x 8	150	10	71582



METAL PROFI

Grinding / cutting discs for metal

For universal use in metal machining

- Machining of high strength construction steel, cast iron, very good machining, cool cutting and high edge strength

Model	Dimensions mm	g		No.
flat	115 x 3 x 22	80	25	71535
offset	115 x 3 x 22	80	25	71536
flat	125 x 3 x 22	90	25	71538
offset	125 x 3 x 22	90	25	71537
flat	180 x 3 x 22	130	25	71540
offset	180 x 3 x 22	130	25	71539
flat	230 x 3 x 22	160	25	71541
offset	230 x 3 x 22	160	25	71542



INOX PROFI PLUS

Grinding / cutting discs for stainless steel (1 mm)

For thin sheet metal (e.g. in body work, tank equipment and container construction), steel cable, thin-walled profiles and pipes made of stainless steel and NE metals, composite materials (GFK), high-temperature materials

- This very thin wheel enables a one-of-a-kind clean cut with a minimum of effort in a short amount of time
- Millimetre accurate use, vibration-free operation without thermal blue discolouration or burr formation (burr-free)

Model	Dimensions mm	g		No.
flat	115 x 1.0 x 22	30	1 25	71533
flat	125 x 1.0 x 22	40	1 25	71534
offset	230 x 1.9 x 22	180	1 25	71559
Profi Plus box 115 (Contains: 10 Stk.)		350	1(10) 25	071533D
Profi Plus box 125 (Contains: 10 Stk.)		450	1(10) 25	071534D
Inox Profi Plus flat	115 x 1.6 x 22	48	1 25	71557
Inox Profi Plus flat	125 x 1.6 x 22	64	1 25	71558





SAFE CUT

Cut-off disc for steel and stainless steel

- One-of-a-kind conical form that prevents the cut-off wheel from getting jammed in the workpiece and avoids the dangerous „Kick-Back“-Effect
- The profiles taper from a 2 mm outside thickness to 1 mm on the inside, thus the cutting behaviour is optimised
- Comfortable, simple cutting with absolute peace-of-mind

Model	Dimensions mm	g	g	No.
flat	115 x 2/1 x 22	30	1 25	71551
flat	125 x 2/1 x 22	40	1 25	71552
Safe Cut box 115		350	1(10)	071551D
Safe Cut box 125		450	1(10)	071552D



2 IN 1

Cut-off and grinding disc for steel and stainless steel

2 in 1!

- Fast cutting and side grinding in one step
- For cutting at a comfortable speed
- Instant (without changing wheel) deburring, chamfering and grinding
- The lateral load is certified (CN 12413)

Model	Dimensions mm	g	g	No.
flat	115 x 2.5 x 22	50	1 25	71553
flat	125 x 2.5 x 22	60	1 25	71554
2in1 box 115		550	1(10)	071553D
2in1 box 125		650	1(10)	071554D



STONE PROFI

Grinding / cutting disc for stone

For all kinds of construction material, such as concrete, stone, roof tile and lime sand brick.

- Long operating life and quick cuts

Model	Dimensions mm	g	g	No.
offset	115 x 3 x 22	80	25	71543
offset	125 x 3 x 22	90	25	71544
flat	180 x 3 x 22	130	25	71545
flat	230 x 3 x 22	160	25	71546



CAST IRON PROFI

Grinding / cutting discs for SML / cast iron

- Easy cutting, long operating life, high cut consistency and strengthened cutting edge
- For professional use with cast iron, metal or construction steel

Model	Dimensions mm	g	g	No.
flat	230 x 3 x 22	160	25	71548



PROFI PLUS

Twist drill set DIN 338 Type N

HSS rolled, all drill diameters in 0.5 mm diameter steps



No. 816990



No. 817000

Model	Drill range mm	Number drills	g	No.
In steel box	1.0 - 10.0	19 pc.	710	817000
In steel box	1.0 - 13.0	25 pc.	1400	817003
In round box	1.0 - 10.0	19 pc.	465	816990

mm	No.	mm	No.
1.0	817012	6.5	817067
1.5	817017	7.0	817072
2.0	817022	7.5	817077
2.5	817127	8.0	817082
3.0	817032	9.0	817092
3.5	817037	9.5	817097
4.0	817042	10.0	817102
4.5	817047	10.5	817104
5.0	817052	11.0	817106
5.5	817057	11.5	817108
6.0	817062	12.0	817110

HM-Stone Drill

High-performance drill made with carbide



mm	No.	mm	No.
4	112040	9	112049
5	112042	10	112050
6	112044	12	112052
7	112046	13	112053
8	112047	14	112054

SDS-Plus Hammer Drill

With carbide bits and super conveyor groove, fits in all drilling machines with SDS-plus, in SB plastic box



mm	L mm	No.	mm	L mm	No.
5	110	111401	14	160	111431
6	110	111405	14	260	111432
6	160	111406	15	160	111429
8	110	111411	15	260	111437
8	160	111412	16	210	111439
8	210	111413	16	300	111440
10	110	111418	18	350	111445
10	160	111419	18	450	111447
10	210	111420	20	300	111449
10	260	111421	22	450	111450
10	450	111422	24	460	111454
12	160	111424	25	450	111455
12	260	111426	28	450	111456
12	460	111427			

Flat Center Bit

For precise drilling depth



mm	No.	mm	No.
10	464010	28	464028
12	464012	32	464032
14	464014	35	464035
16	464016	38	464038
18	464018	40	464040
20	464020	Extension	463610
25	464025	6 x 300 mm	



General-Purpose Tools

Drill Bits

Chassis Punch

Chassis Punch for uniform deformation-free punching of sheets, steel sheets, V2A sheets, copper and aluminium



Metric tension screw with highest quality grade 129 (from Ø 152 mm)

Extremely durable

Optimum support due to 3-point cut

Clean cutting process



Fig. Chassis Punch

KEY FEATURES

- Ideal for tight spaces such as fuse boxes, junction boxes, instrument panels, sinks, car bodies
- Special tool steel, burnished
- Guaranteed long service life
- Material thickness up to max. 4 mm

5-piece set (No. 21801) includes: 1 Chassis Punches Ø 28.3 mm (No. 21828), 32 mm (No. 21832), 35 mm (No. 21835), spare screw in plastic case

Model	g	No.
Chassis Punch, 5 pieces	750	21801
Spare screw M10 x 1.0 for Ø 16-38 mm		21902
Spare screw M12 x 1.5 for Ø 39-50 mm		21903
Spare screw M16 x 1.5 for Ø 51-65 mm		21904

Through-size mm	Through-size	g	No.	Through-size mm	Through-size	g	No.
127	M12/PG7	50	21813	225	PG16	160	21869
14		60	21814	23		160	21823
152	PG9	60	21866	24		180	21824
16		60	21816	25		180	21825
17		60	21817	26		180	21826
18		60	21818	27		220	21827
18.6	PG11	120	21867	28.3	PG21	220	21828
19		140	21819	29		220	21829
20		140	21820	30		240	21830
20.4	M20/PG13.5	150	21868	31		250	21831
21		140	21821	32		260	021832X
22		160	21822	33		260	21833

Through-size mm	Through-size	g	No.	Through-size mm	Through-size	g	No.
34		260	21834	46		770	21846
35		270	21835	47	PG36	770	21847
36		270	21836	48		790	21848
37	PG29	370	21837	49		820	21849
38		370	21838	50		820	21850
39		480	21839	51		820	21851
40		480	21840	52		850	21852
41		630	21841	53		850	21853
42		660	21842	54	PG42	850	21854
43		660	21843	55		850	21855
44		720	21844	60	PG48	850	21860
45		750	21845				

UNIDRILL®

HSS stepped drill bit

In one step, sheets can be centred, spot drilled, drilled and deburred



No. 21313



3-piece set (No. 21313) includes: Stepped drill bit size 1 (No. 21305), size 2 (No. 21306) and size 3 (No. 21307), in steel case

Model	mm	g	No.
UNIDRILL stepped drill bit set, 3 pieces 4.0 - 30.0	660		21313




Size	mm	L mm	Shaft mm	g	No.
1	4 - 12	65	6	22	21305
2	4 - 20	75	8	60	21306
3	4 - 30	100	10	185	21307

UNIDRILL®

HSS sheet metal cone bit

Step-less and burr-free drilling of holes without deformation, suitable for even the thinnest of sheets, no pre-drilling, can be re-polished, with spot drilling tip for size 3 and above

3-piece set (No. 21750) includes: Sheet metal cone bit size 1 (No. 21541), size 2 (No. 21542) and size 3 (No. 21543), in plastic cartridge

Size	 mm	Shaft mm	 mm	 g	No.
UNIDRILL set with drill paste			3.0 - 30.5	380	21545
1	58	6	3.0 - 14.0	20	21541
2	71	8	5.0 - 20.0	56	21542
3	76	9	16.0 - 30.5	120	21543
EVERCOOL drill paste, 50 g				80	21549




Burr-free drilling



HSS Bimetal Hole Saws


Suitable for carbon steel (up to 700 N/mm² strength), non-ferrous and light metals, plastics, plaster, light construction, fibre, plywood and wood processing

Sets include: Hole Saw Set in plastic case, adaptor holder A1 (No. 114161) and A2 (No. 114162) with center drill, plastic case

Hole Saw Sets	 kg	No.
19 - 22 - 29 - 38 - 44 - 57 mm	1.27	114201
19 - 22 - 29 - 35 - 38 - 44 - 51 - 57 - 64 mm	1.70	114202

Adaptor Holder

For HSS Bimetal hole saws with center drill

Type	for Hole saw	Adaptor	 g	No.
A1	up to 30 mm	12 mm - hex	75	114161
A2	32 up to 152 mm	12 mm - hex	230	114162
Spare center drill, HSS		6.35 mm	20	114171
Extension 300 mm				114175



No. 114201



No. 114161




No. 114162




No. 114171



HSS Bimetal Hole Saws

 mm	for use with holder	No.
14	A1	114014
16	A1	114016
17	A1	114017
19	A1	114019
22	A1	114022
25	A1	114025
28	A1	114028
29	A1	114029
30	A1	114030
32	A2	114032
33	A2	114033
35	A2	114035
36	A2	114036
37	A2	114037
38	A2	114038
40	A2	114040
41	A2	114041
43	A2	114043
44	A2	114044
46	A2	114046
48	A2	114048

 mm	for use with holder	No.
51	A2	114051
52	A2	114052
54	A2	114054
33	A2	114033
57	A2	114057
60	A2	114060
65	A2	114065
64	A2	114064
67	A2	114067
70	A2	114070
79	A2	114079
83	A2	114083
89	A2	114089
92	A2	114092
98	A2	114098
102	A2	114102
105	A2	114105
111	A2	114111
114	A2	114114
127	A2	114127

General-Purpose Tools

Drill Bits

UNICUT HM

Carbide-tipped hole saws for cutting circular holes
 Ø 16 - 150 mm (5/8 - 57/8") without impact



Product Profile

APPLICATION AREA

For stationary and free-hand cutting of circular holes. For iron, steel, V2A - V4A, cast, copper, bronze, aluminium, zinc, plastic, fibre-glass, chipboard and wood, light construction plaster boards without impact

KEY FEATURES

- For use even in high-speed hand drills and stand-mounted drilling machines due to anti-slip shaft
- Positive cutting angle for good chip removal
- Includes adaptor holder and replaceable HSS-Co5 centring drill up to 4 mm sheet thickness, cutting depth 10 mm



UNICUT HM

Hole saw set



Fig. UNICUT HM hole saw set

Set (No. 21300) includes: Hard metal hole saws, cutting spray 50 ml and spare centering pin Ø 6 mm (No. 21394), in plastic case

Model	g	No.
UNICUT HM Set 22 - 25 - 28 - 32 - 35 mm	950	21300
Spare centering pin HSS 6 mm		21394
Spare centering pin HSS 8 mm		21395

11



mm	inch	g	No.	mm	inch	g	No.
16	5/8"	100	21316	30		140	21330
17		110	21317	31		180	21331
18		110	21318	32	1.1/4"	180	21332
19	3/4"	120	21319	33		180	21333
20		120	21320	34		180	21334
21		120	21321	35	1.3/8"	190	21335
22	7/8"	120	21322	36		190	21336
23		140	21323	37		190	21337
24		140	21324	38	1.1/2"	190	21338
25	1"	120	21325	39		190	21339
26		130	21326	40		200	21340
27		130	21327	41	1.5/8"	200	21341
28	~1.1/8"	130	21328	42		200	21342
29		140	21329	43		210	21343

mm	inch	g	No.	mm	inch	g	No.
44		210	21344	70	23/4"	390	21370
45	~1.3/4"	210	21345	75	3"	400	21375
46		210	21346	80	~3.1/8"	420	21380
47		210	21347	85	~3.3/8"	450	21385
48	~1.7/8"	220	21348	90	~3.9/16"	550	21386
49		230	21349	95	3.3/4"	580	21387
50		250	21350	100	4"	590	21388
51	2"	260	21351	110	4.3/8"	700	21389
52		270	21352	120	4.3/4"	830	21390
53		270	21353	130	5.1/8"	880	21391
54	2.1/8"	280	21354	140	5.1/2"	880	21392
55		280	21355				
60	23/8"	360	21360				
65	25/8"	390	21365				



Hammers, Chisels, Pin Punches

Fitter's Hammer

Complies with **DIN 1041**, hickory wooden handle, head secured by sealed shaft

DIN
-Norm





Head weight 	Total weight 	No.
300	470	322823
400	590	322824
500	670	322825
800	1,180	322827
1000	1,210	322828

Lump Hammer

Complies with **DIN 6475**, hickory wooden handle, head secured by sealed shaft

DIN
-Norm



Head weight 	Total weight 	No.
1000	1,170	322921
1250	1,380	322922
1500	1,670	322923
2000	2,250	322924

Centre Punch

Tip and cone polished, shaft: octagonal, complies with **DIN 7250**. Chrome vanadium steel, air-hardened and forged

DIN
-Norm



Cone tip 	mm	Shaft 	g	No.
4	120	10	50	77279

Pin Punch Set, 6 pieces



6-piece set (No. 77297) includes: pin punches, 1 per size 150 x 10 x Ø 3, Ø 4, Ø 5, Ø 6 mm, 2 pin punches 150 x 12 x Ø 7, Ø 8 mm

Model 	g	No.
Pin Punch Set	550	77297

Chisel

Safety tempered impact head prevents splintering off the chisel head

- Silver lacquered tip
- Chrome manganese silicon steel



No. 77050





No. 77072



No. 77164



No. 25810

Model	Length mm	Shaft mm	Cutting Width mm	without hand protection		with hand protection	
					No.		No.
Mason Chisel, flat	300	16	22	470	77033	560	77050
Mason Chisel, pointed	300	16	-	455	77072	545	77090
Electrician Chisel	250	8	13	95	77164		
Slotted Chisel	235	26 x 7	26	245	25811	345	25810




General-Purpose Tools

Vices

Parallel Vice

With forged and hardened pipe jaws, steel forged underneath the parallel vice jaws

- Non-breakable
- Protected, powerful spindle with trapezoidal thread
- Re-adjustable double-sided guide
- Anvil base for levelling and compressing work





Jaw width mm	Clamping width mm	Clamping depth mm	for pipes inch	for pipes mm	kg	No.
120	125	65	3/8 - 1.1/2"	16 - 55	8.7	70705X
140	150	80	3/4 - 2"	27 - 70	15.6	70735X

Pipe Vice

Foldable, with automatic closing hook, upper jaw and lower support jaw milled and hardened. Powerful smooth-running spindle. Durable epoxy-powder coated

- Reliable hold: Pipe support and movable upper jaw



For pipes / inch	for pipes / mm	kg	No.
1/8 - 2"	10 - 60	3.7	70710
Spare jaws (contains 3 pcs.)		0.2	70670
1/8 - 3"	10 - 89	7.9	70712
Spare jaws (contains 3 pcs.)		0.2	70672
1/8 - 4"	10 - 114	11.7	70711
Spare jaws (contains 3 pcs.)		0.2	70671

Chain Pipe Vice

Tough, powerful design with V-shaped support, bending device, pipe support, wear-resistant jaws are forged and hardened, powerful chain, quick fastening due to offset lever and pre-tensioning screw, simple conversion to other pipe diameters, extremely robust powder epoxy coating

- V-shaped pipe supports with teeth and bridge prevent undesired bending during clamping
- Exchangeable jaws



For pipes / inch	for pipes / mm	kg	No.
1/8 - 2 1/2"	10 - 76	3.8	70713
Spare jaw		0.7	70734
Spare chain		0.5	70731
1/8 - 4"	10 - 114	6.2	70714
Spare jaw		0.8	70721
Spare chain		0.6	70732
1/8 - 6"	10 - 165	9.3	70715
Spare jaw		0.9	70722
Spare chain		1.3	70733

ROBOY® Clamping Workbench

For on-site repair and service work

- Portable, handy and practical workbench with the smallest dimensions
- Mountable on door frames or walls: Prevents floor damage and saves space
- Pressure plate is coated with rubber to protect against damage
- Spindle with trapezoidal thread for quick adjustment
- With height-adjustable support pipe for additional stability



Parallel Vice (No. 70705X) and rotatable table not included

Model	Dimensions / mm	kg	No.
ROBOY®	650 x 400	14.9	70700



Tripod Uni Workbench

with / without integrated chain vice

- Collapsible, extremely stable frame
- Attachment of various tools is possible
- Screw fixture for 1" pipe to enable overhead support of the unit **without integrated chain vice**
- Bending of pipes \varnothing 3/8" - 1/2" - 3/4" **ohne integrierten Kettenschraubstock**
- Biegen für Rohre \varnothing 3/8" - 1/2" - 3/4"
- Universal vice attachments applicable for pipe vice (No. 70710) and chain pipe vices (No. 70713, 70714, 70715)



No. 70752



No. 70740



No. 70751

Working Unit

with pipe vice 1/8" - 2"

- Collapsible, stable, non-slip frame,
- with folding pipe vice, bending holes and large tool tray

Description	kg	No.
Tri-pod universal workbench with chain vice	16.0	70752
Tri-pod universal workbench without chain vice	15.3	70751
Tool 1/8" - 2"	21.0	70740

Telescopic Workbench

- Stable, collapsible steel tube frame with the smallest dimensions
- Portable, handy and practical
- With tough beech wood plate for an optimal work surface
Steel edges all around: ideal for vice machining
- Individually removable supporting legs for working steps with ease



Model	Size mm	kg	No.
Telescopic workbench	700 x 450 x 30	17.4	070699X

Universal Workbench

- Stable and tough, easy to transport: collapsible tubular frame
- Optimum work surface: work plate made of processed beech wood
- Model "Pipe-fitter" Steel edges all around: ideal for vice machining



Model	Size mm	kg	No.
Installer	1200 x 550 x 835	30	070690X
Pipe-fitter	1000 x 700 x 835	32	70696
Pipe-fitter	1200 x 750 x 835	38	70698



General-Purpose Tools

General Aids & Tool Bags

Hemp Dispenser with Roll / Teflon Sealing Tape



No. 70623



No. 855360

Model			No.
Roll 40 g / 40 m	1		70623
12 m on plastic bobbin	1		855360

All-purpose Marker

Writes on tile and glass



Carpenter Pencil



Model		No.
All-purpose Marker	1	856911
Carpenter pencil	1	856907

Cable Knife

Blade made of hardened steel



Cutter Knife



Model		No.
Cable knife with wooden handle, riveted	1	355600
Cutter knife incl. 4 blades, 18mm	1	150000087
Blades for cutter knife (10 piece)	1	150000088

Dust Mask

without filter



No. 71230

Plastering Bath



No. 355880

Model		No.
Dust mask without filter	1	71230
Plastering bath	1	355880

Plasterer / Painter Scrapers



No. 355902



No. 355896

Model		No.
Plasterer scraper	1	355896
Painter scraper	1	355902

Tool Bag "Installer"

- With practical outside pockets for quick access
- With carrying handle and adjustable shoulder strap for comfortable transport



Volumen: approx. 20 l

Model		No.
Plumbers Tool Bag (460 x 260 x 260)	1	402310

Tool Bag "Heavy Duty"

- Especially stable with the stable plastic bottom
- With carrying handle and adjustable shoulder strap for comfortable transport



Volume big: approx. 30 l

Volume small: approx. 20 l

Model		No.
Tool bag "Heavy Duty" big (620 x 250 x 350 mm)	1	402317
Tool bag "Heavy Duty" small (410 x 230 x 300 mm)	1	402316



Tool Bags Tool Bag "Trendy"

- Lots of storage room for all your tools
- Keeps things organized, thanks to the many compartments

Volume: approx 42 l



Volume: approx. 42 l

Tool Bags Toolbox "Trendy"

- Quick access to tools with the open bag
- Reinforced side walls provide stability
- Carrying comfort with the sturdy carrying handle and adjustable shoulder strap

Volume: approx. 11 l



Volume: approx. 11 l


Tool Bags Shoulder Toolbox "Trendy"


- Very light, handy bag for the most important tools
- Small pockets on the side keep things in view

Volume: approx. 8 l



Volume: approx. 8 l

Model		No.
Tool bag "Trendy" (380 x 300 x 370 mm)	1	402311
Tool bag "Trendy" (230x 230 x 210 mm)	1	402309

Model		No.
Shoulder toolbox "Trendy" (250 x 220 x 140 mm)	1	402308

Apprentice Set

Tough installation toolbox completely equipped with all the tools the craftsman needs

- Extensive and practical tool assortment
- Case made of galvanized steel



Set (No. 19166) includes: Water pump wrench type "SP" 10", corner pipe wrench Super "S" (1"), ALU-spirit level, anodized. (500 mm), hacksaw frame (300 mm), 10 x HSSE 4 PLUS saw blades, fitter's hammer (300 g), lump hammer (1250 g), PUK-hacksaw (290 mm) + 12 x saw blades, basin nut wrench, stone chisel (300 x 16 mm) flat, express spanner, UNI-stepped key + ratchet, EUROLINE screwdriver set (Phillips), chassis punch (32 mm round), Allen key set, 7 -piece, wooden ruler (2m), carpenter pencil, TUBE CUTTER 35 (6-35 mm), MINICUT I PRO (3-16 mm), extension key, corner pipe wrench "Super "S" (1.1/2)", cutter knife, ROFASTLOCK (10"), installer toolbox


Model		No.
Apprentice set, 26 piece	1	19166
Installer toolbox	1	402312



Table of Contents

Application

Installation

1

Cutting



Cutting Metal Manual.....	12 - 19
Cutting Plastic / MSR Manual.....	20 - 23
Sawing Electric	24
Sawing Electric	25 - 30
Deburring, Chamfering, & Calibration.....	31 - 33

2

RODIA® Diamond Core Drilling & Cutting



System Overview Diamond Core Drilling.....	36
Hand-Operated Drilling	37 - 38
Hand-Operated and Stationary Wet Drilling.....	39 - 47
RODIA® Diamond Drill Bits	48 - 53
Accessories for Hand-Operated & Stationary Drilling.....	54 - 56
Extraction Systems	57
Cutting	58 - 59

3

Bending



Manual	62 - 69
Manual Hydraulic	70 - 71
Electric Hydraulic	72 - 73
Electric	74 - 76
Bending Tables.....	76 - 79

4

Bonding



Expanding, Extracting, Flaring	82 - 99
Pressing	100 - 115
Threading	116 - 137
Soldering & Welding	138 - 171

Service & Maintenance

5

Testing & Leak Detection



Overview Testing Pumps	174
Testing of Water Lines & Containers	175 - 177
Testing of Gas & Water Lines	178 - 181
Testing of Waste Water Lines	182
Leak Detection on Gas Lines	183

6

Freezing



Freezing Electric.....	186 - 188
Freezing with Gas	189

7

Inspection & Locating



System Overview Video Inspection	192 - 193
Video Inspection	194 - 205

12

Cu
PVC
MSR
INOX

Service & Maintenance

8



Flushing & Pipe Cleaning

Flushing	208 - 209
Decalcifying	210 - 211
Pipe Cleaning Manual	212 - 214
Pipe Cleaning Electric	215 - 223
Pipe Cleaning Spirals	224 - 225
Drain Cleaning Tools	226 - 233
High Pressure Drain Cleaning	234 - 243

ROWELD®

9



Plastic Pipe Welding

Cutting Manual	246 - 248
Cutting Electric	249
Socket Welding.....	250 - 252
Hot Gas Welding	253
Electro-Fusion Welding	254 - 255
Building Site and Workshop Welding Manual.....	256 - 261
Overview Hydraulic System	262 - 263
Heating Plate Butt Welding.....	264 - 267
Band Saws.....	268
Service & Maintenance	269

Cold & Climate

10



Refrigeration & Air- Conditioning Technology

Complete Solutions	272 - 274
Refrigeration Circuit Control	275 - 277
Leak Testing & Location	278 - 279
Evacuation	280 - 281
Evacuation & Filling	282 - 285
Accessories	286 - 287
Instructions for the use of Refrigerants.....	288
Conversion Table Pressure, Temperature	288 - 289

General-Purpose Tools

11



General-Purpose Tools

Pliers	292 - 301
Installation Wrenches	302 - 307
Screwdrivers	308 - 309
Installations Aids	310 - 315
Cutting Discs	316 - 318
Drill Bits	319 - 322
Hammers, Chisels, Punchs	323
Vices	324
Workbenches	325
General Aids & Tools Bags	326 - 327

12

Cu
PVC
MSR
INOX

Table of Contents

Alphabetical

Item	Page	Item	Page
A			
Accessories HD 11/90 - HD13/100, 17/190, 19/180 B	236	Bending Spray	67
Accessories High-pressure Pipe Cleaning	241 - 243	Bending Tables	76 - 79
Accessories Pipe Cleaning Electric	222	Blowback Prevention	163
Accessories ROCAM®	204 - 205	Bolt Cutter	313
Accessories ROWELD® P 110	259	Bolt Driver	303
Accessoires ROWELD® P 160 SANILINE	260	Bottle Connection and Adaptors	286
Accessoires ROWELD® P 250 A	261	Brushes	165
Accessories Soldering & Welding	162 - 171	Bulb Auger Long	227
Accessories Threading	135	Bulb Auger Short	227
Acetylene Brazing Torch	150	C	
Acetylene Hoses	162	C 200 Supergas	145
Adaptor / Cut-off Valve	179	Carbide-tipped Cutters	230
Adaptor Holder	321	Care and Rust Remover ROWONAL	223
Adaptor Magazines	222	Carpenter Pencil	326
AIRAC® Brazing Torch	150	Cartridge Extractor Set	310
AIRPROP®	148	Cartridges	144 - 145
Allen Key Set	315	Cartridges Brazing & Soft Soldering	140 - 145
Allen Key with Cross Handle	315	Centering Pin	56
ALLGAS 2000	156	Centre Punch	323
ALLGAS 2000 PS 0,5 / 2 Basic	158	Ceramic Protection Hose	222
ALLGAS 2000 PS 0,5 / 2 Compact	157	Chain Pipe Cutter	15
ALLGAS 2000 Welding Tips	157	Chain Pipe Vice	324
All-purpose Marker	326	Chain Pipe Wrench 4" R / L	299
ALUDUR	298	Chain Pipe Wrench HEAVY DUTY	299
Analogue Manifold	276	Chain-spinning Heads with Spikes	229
Angled Valve Spirit Level	310	Chamfering Units	32
Apprentice Set	327	Chassis Punch	320
Automatic Ratchet Pipe Cutter	15	Chisel	323
Automatic Ratchet Telescopic Pipe Cutter	15	Cleaner	57
B		Cleaning Accessories Electric Pipe	222 - 223
Ball Head Cutter	230	Cleaning Lance	242
Band Saw Blades PORTACUT 185 BSR / BSP	25	Cleaning Machines Electric	216 - 221
Basic Clamping Set 110 mm	259	Cleaning Pads	165
Basic Clamping Sets ROWELD®	260 - 261	Cleaning Spray SANIFRESH	286
Basin Nut Wrench	312 - 313	Clutch Jaws	222
Battery and Charger ROCAM®	205	COLLINS CLASSIC 22 / RHINO 4"	132
Bender	62 - 76	COLLINS CLASSIC 22 A	133
Bender Electric	74 - 76	COLLINS RHINO 4" Sets	133
Bender Electro-Hydraulic	72 - 73	COMBI KIT Expander / Tee-extractor	93
Bender One Handed	62 - 64	Combination Pliers	314
Bending Sets ROBEND® 3000	76	Combined Ring Set	287, 306
		Compressors Flushing	208 - 209

Item	Page	Item	Page
Concreter's Nippers / Tower Pincers	313	Drop-head Auger	227
Conversion Table Pressure, Temperature	288 - 289	Dry & Wet Drill Bits	51 - 53
Copper Pipe External Brushes	165	Dry Drill Bits	49
Copper Pipe Internal Brushes	165	Dry Drilling Machines Hand-operated	38
Copper Rings 1. 1/4"	55	Dry Drilling Systems	41 - 47
Copper Tube Bending Springs	69	Dual Hoses A / S	162
Corner Pipe Wrenches	297	DURAMANT PRO Universal Drill Bits	53
Cross-blade Cutter	228	Dust Mask	326
Cutter	12 - 23	DX-High Speed Plus Universal Drill Bits	51
Cutter Wheels ROCUT® 110, ROCUT® 160	248		
Cutting & Grinding Discs	316 - 318	E	
Cutting / Chamfering Tool	246 - 248	EASY FIRE	143
Cutting Discs	321 - 322	EASYGRIP	301
Cutting Fluid	125	Edge Cutter	314
Cutting Oil	125	Electric Bender	74 - 76
Cylinder Pressure Reducer	163	Electric Pipe Cleaning	225 - 227
Cylinder Transport Trolley	162	Electric Soft Soldering Units	154 - 155
		Electro-fusion Welding Unit	254 - 255
D		Electro-hydraulic Expander Pistol H 1	91
Deburrer Adaptor I / II	31	Electro-hydraulic Expander Pistol H 2	91
Deburrers	31 - 33	ENORM 4"	18
Decalcification	210 - 211	EUROLASER Drill Bits	49
Deflector Rollers	243	EUROLINE® IMPAKT Screwdriver	309
Diamond Cut-Off Discs	59	EUROLINE® Screwdrivers	308
Diamond Drill Bits	48 - 53	EVERCOOL	96
Diamond Drilling Machines	37 - 39	Expander	82 - 93
Diamond Drilling Systems	40 - 47	EXPANDER A0	85
Diamond Drills for Tiles and Natural Stone	55	Expander Adaptor Type S	86
Die Heads	124	Expander Electro-hydraulic	87 - 91
Digital Manifold	275	Expander Head Standard	84
Double Flaring Press	97	Expander Head Type S	86
Double-end Box Wrench Set	307	Expander Heads Overview	92
Drain Cleaning Tools	226	Expander Manual	82 - 87
Drain Cleaning Unit Manual & Electrical	213	Express Spanner	302
Drain Cleaner Type 3 S Manual	214	Extensions Drill Bits	56
Draw-bending	76	External Bending Springs	69
Drill & Extraction Paste	96	Extraction Rotor "RODIADUST"	56
Drill Bit Extensions	56	Extractor	95
Drill Bit Overview	48	Extractor Cam Pincer	96
Drill Bits	320 - 322	Extractor Ratchet	96
Drill Stand	40	Extractor Sets	94
Drilling Machines	37 - 39	Extractor Support	96
Drilling Systems	40 - 47		

Table of Contents

Alphabetical

Item	Page	Item	Page
F			
Fitter's Hammer	323	Hard Solder Paste LP 5	168
Fittings and Strap Wrench	301	Hard Solder Powder HKM	168
Fittings Soft Solder Flux	167	Hard Solder Rings S 5	168
Fittings Solders	167	Hard Solders	169 - 171
Fittings Wrench	300	HD 11 / 90	235
Fixing Set Masonry	55	HD 13 / 100	235
Fixing Sets Concrete	55	HD 17 / 190	236
Flame Reflectors	165	HD 19 / 180 B	236
Flange Adaptor Clamping Unit	259	Heating Plates	264 - 267
Flanged Riveted Expander Heads	86	Heating Spigots & Sockets P 63 S-6	253
Flaring and Bending Set	99	HEAVY DUTY	298
Flaring Press	97	High Speed Plus Natural Stone Drill Bits	50
Flaring Tools	98 - 99	High-performance Die Heads	134
Flat Center Bit	319	High-pressure Cleaning Lance	242
Flexible Pipe Welding Attachments	157	High-pressure Drain Cleaning	234 - 240
Flushing Compressors	208 - 209	High-pressure Hose	243
Flux Brush	168	High-pressure Pipe Cleaning Accessories	241 - 243
Force Pump Cleaner	212	HM Cutter Blade Inserts ROCUT® 110, ROCUT® 160	248
Four-blade Cutter	228	HM Stone Drill	319
Freezing Systems	186 - 189	Hole Saws	322
Funnel Auger	227	Hole Saws HSS Bimetal	321
G			
Galvano Drill Bit Set	54	Hose Reel, mobile	243
Gas Cartridges	144 - 145	Hoses	162
Gas Line Leak Detection	183	Hot Gas Welding	253
Gas Test Plug / Adaptor	179	House Connection Test Set	182
Gas-welding	156 - 159	HSS Bimetal Hole Saws	321
GRATFIX HSS / UNIGRAT	32	HSS Bimetal Special Saw Blades	30
Grease Cutter	228	HSS Sheet Metal Cone Bit	321
Grenade Nozzle with Traction Jet	241	HSS Special Conical Drill	96
Grip Pliers	301	HSS Stepped Drill Bit	320
Grooved Water Pump Pliers CL	295	HSSE 4 Plus Hand Saw Blade	24
Guide Shoe	69	Hydraulic Expander System H 600	90
GUSS-PROFI	318	Hydraulic System Overview ROWELD®	262
H			
H 600	90	I	
Hammer Drill SDS-Plus	319	Igniter	163
Hand Saws	24	INOX PROFI	317
Hand Wire Brushes	165	INOX SUPER 1.1/4" und 2"	18
Hand-held Welding Mirror	164	INOX TUBE CUTTER	17
		INOX TUBE CUTTER 30 PRO	16
		INOX TUBE CUTTER 35 / 42 PRO	17
		Inspection Module ROSCOPE®	196 - 197
		Installation Tools	292 - 327

Item	Page	Item	Page
Installation Wrenches	302 - 307	Nozzles High-pressure Pipe Cleaning	241 - 242
Insulation Stripper	314		
Interchangeable Press Jaws Compact	107		
Internal Bending Springs	69		
J			
Jacket Pipe Cutter	22		
Leak Detection Device	279		
Leak Detection on Gas Lines	183		
Leak Detection Spray	183		
Leak Testing & Location	278 - 279		
Lock Ring	225		
Long Nose Pliers Angled	314		
Long Nose Pliers Straight	314		
Lump Hammer	323		
M			
Magnet Welding Mirror	164		
MAPP® Gas	144		
Maxigas 400	145		
Measuring Tape	312		
METALL-PROFI	317		
MINI MAX	14		
MINIBEND	66		
MINICUT 2000	14		
MINICUT I PRO / II PRO	14		
Modul Micro 5.5 / 1	195 - 196		
Modul Pipe 20 / 3	195 - 196		
Modul Pipe 25 / 22	195 - 196		
Monoblock Adaptor	119		
Monoblock Aluminium Cylinder	144		
Muffler Electric Socket Welding	255		
MULTI 300 Propane Soft Soldering Kit	151		
MULTIBEND	65		
Multigas 300	145		
MULTIVIEW	195		
N			
Nipple Chuck	135		
NIPPLE MAX	135		
Nitrogen Sets	278		
Nozzle Assortment ROJET®	242		
Nozzle Cleaner	164		
		O	
		OFFSET PATTERN HEAVY DUTY	299
		One Handed Corner Pipe Wrench 90°	299
		One Handed Pipe Wrenches	298 - 299
		One Handed Type R	307
		Open-ended Spanner	286, 305
		Open-ended Wrench Set	307
		Orbital Circular Saw ROCUT® UKS 160 / 355	249
		Overview Diamond Core Drilling	36
		Overview Die Heads / Dies	131
		Overview Hydraulic Systems ROWELD®	262
		Overview Press Jaws	109 - 115
		Overview Pressing Technology	100 - 101
		Overview ROSCOPE®	194 - 195
		Overview Soldering & Welding Application	138 - 139
		Overview Testing Pumps	174
		Overview Video Inspection	192 - 193
		Oxy-Acetylene Hoses	162
		Oxygen Hoses	162
		Oxygen Refilling Bend	163
		P	
		Parallel Vice	324
		Phillips Screwdriver	308
		Pin Punch Set	323
		Pipe Cleaner	212
		Pipe Cleaning Electric	215 - 223
		Pipe Cleaning Machines	216 - 219
		Pipe Cleaning Manual	212 - 214
		Pipe Cleaning Nozzles	241 - 242
		Pipe Cleaning Spirals	224 - 225
		Pipe Cleaning Tools	231 - 232
		Pipe Cutter MSR	23
		Pipe Cutter TRENNOY 300	25
		Pipe Deburrer 1/4 – 2"	32
		Pipe Freezing Systems	186 - 189
		Pipe Inspection Cameras	200 - 203
		Pipe Roughing Wrench	135
		Pipe Saws	25 - 27
		Pipe Supporting Column	135
		Pipe Vice	324

Table of Contents

Alphabetical

Item	Page	Item	Page
Pipe Welding Grip Pliers	301	Propane Surface-heating Torch	152
Pipe Wrench Sets	296	Propane Torches	148 - 149
Pipe Wrenches	297	Propangas	145
PIPECUT 170 / 170 E / 200 U / 360 PRO	26 - 27	Protective Guard Pressure Reducer	163
Pivoting Rotor Head	203	Protective Rubber Cap	163
Plasterer / Painter Scrapers	326	PUK UNI Small Saw	24
Plastic Band Saws	268	Pull-bending	78
Plastic Pipe Chamfering Unit	32		
Plastic Pipe Shears	20 - 21	Q	
Plastic Pipe Welding Unit	256 - 258	Quattro 3-sided Nozzle	241
Plastic Tube Cutter	22 - 23	Quick Clamping Column	54
PLASTICUT + / PLASTICUT PEX / PLASTICUT PVC	23	Quick Freeze Freezing Spray	189
Plate Fin Comb	287		
Pliers	292 - 301	R	
Portable Fitter's Brazing Equipment	157 - 158	R 100 SP	221
Portable Machines	216 - 219	R 140 B	221
PORTACUT 185 BSR / BSP	25	R 550	217
Positioning Module ROSCOPE®	198 - 199	R 600	218
Power Bender	74 - 76	R 650	219
Power Edge Cutter	314	R 750	219
POWER FIRE Compact	142	R 80	221
Pozidriv Screwdriver	308	Ratchet Arm SUPER CUT	119
Precision Die Heads	130, 134	Ratchet Pipe Deburrer 1/4 – 2"	32
Precision Double Flaring Press DB 10	97	Ratchet Reeling Flaring Tool	99
Press Jaws	107 - 115	Ratchet Threader	116
Press Jaws Compact	107	Ratchet Wrench	305
Press Jaws Overview	109 - 115	RE 17 Cutting Tips and Heating Nozzle	161
Press Jaws Standard	108	RE 17 Pipe Welding Attachment, Flexible	161
Press Jaws Standard Sets	109	RE 17 Three-gas Systems	160
Press Machines	102 - 106	RE 17 Welding Attachments	161
Pressing Collars	108	RE 17 Wing-lever Cutting Attachment	161
Pressing Technology Overview	100 - 101	Reducer Clamping Inserts	259 - 261
Pressure Hose	277	Reducing / Extension Pieces	233
Pressurized Water Container	55	Reduction Inserts ROFROST®	187 - 188
PRISMACUT	48	Reeling Flaring Tool	98
Professional Wrench Sets	296	Refilling Adaptor	153
PROFI PLUS	319	Refrigerant	284
Propane High-performance Torches	148 - 149	Refrigerant Bottles	284
Propane Hose Failure Protection	153	Refrigerant Recovery Device	282
Propane Hoses	153	Refrigeration & Air-Conditioning Technology	272 - 289
Propane Lightweight Steel Cylinders	153, 163	Refrigeration & Air-Conditioning Technology	
Propane Regulators	153	Complete Solutions	272 - 274
Propane Soft Soldering Kit	151	Refrigeration Circuit Control	275 - 277

Table of Contents

Alphabetical

Item	Page	Item	Page
Replacement Flints	163	ROCUT® UKS 160 / 355	249
Retrieving Auger	227	RODIA DRY CLEANER 1200	57
Ring & Open-ended Spanner	305	RODIA DRY CLEANER 1400	57
Ring Ratchet Express Spanner	302	RODIACUT® 130 PRO	41
Ring Spanner	306	RODIACUT® 170 PRO C / 170 PRO D	42 - 43
Riveted Expander Heads H 2	91	RODIACUT® 270 PRO C / 270 PRO D	44 - 45
ROAIRVAC	280 - 281	RODIACUT® 400 PRO D	46 - 47
ROBEND® 3000	74	RODIADRILL 1800 DRY	37
ROBEND® 3000 Bending Sets	76	RODIADRILL Ceramic / Ceramic ECO	38 - 39
ROBEND® 3000 Sets	75	RODIADUST	56
ROBEND® H+W PLUS	68	RODIA-VAC	54
ROBEND® H+W PLUS Bender	69	RODOKIT Sets	311
ROBEND® H+W PLUS Bending Sets	69	ROFASTLOCK	292
ROBIT	308	ROFIRE®	143
ROBO Mini	24	ROFIRE® PIEZO	143
ROBO Super	24	ROFIX Adaptor	124
ROBOLT Bolt Cutter	313	ROFIX SANI Sets Profi	304
ROBOY® Clamping Workbench	324	ROFLAME PIEZO 1.800 °C	142
ROBULL Typ E / ROBULL MSR Typ E	70 - 71	ROFLASH	159
ROBULL Typ ME / ROBULL MSR Typ ME	72 - 73	ROFROST® Dry Ice Set	189
ROCADDY 120 / ROCADDY 120 Digital	274	ROFROST® ECO	188
ROCAL 20 / ROMATIC 20	210	ROFROST® ECO Reduction Inserts	188
ROCAL Acid Multi / Plus	211	ROFROST® Freezer Heads	189
ROCAM® 3 Multimedia	200 - 201	ROFROST® Handy	189
ROCAM® Accessories	205	ROFROST® Heat Conductive Pastae	187
ROCAM® Camera Heads	204	ROFROST® TURBO 1.1/4" und 2"	186
ROCAM® EXPANDER Power Torque	82	ROFROST® TURBO Reduction Inserts	187
ROCAM® EXPANDER Power Torque Sets	83	ROGRAT MSR Deburrer and Chamfering Tool	33
ROCAM® MINI MODUL 1.4	202	ROGRAT MSR System Chamfering and Calibration	33
ROCAM® PE-X EXPANDER Power Torque	82	ROGRIP	293
ROCAM® Plus	202 - 205	ROGROOVER 2 – 12"	137
ROCAM® Plus Pivoting Rotor Head	203	ROGROOVER 6"	136
ROCAM® Rolling Skids	205	ROJET®	237 - 240
ROCHECK	310	ROJET® Optional Equipment	240
ROCLEAN	209	ROKLIMA® MULTI 4F	272 - 273
ROCLICK Combined Wrench	305	RO-LEAK	279
ROCLICK Key	306	Roll Grooving	136 - 137
ROCOLT HANDY PIEZO	146 - 147	Rolling Skids ROCAM®	205
ROCUT®	20	ROLOC PLUS	195
ROCUT® 110 / ROCUT® 160	246 - 248	ROLOT® Solders	169 - 171
ROCUT® TC 26 / TC 32 PS 26 / PS 42 S / PS 35 S	21	ROLUB Anti-Block Special Guide Shoe	69
ROCUT® TC 50 / TC 75 Professional	21	ROMATIC 20	210
ROCUT® TC 63 Professional	21	ROMAX® 3000	104 - 105

Table of Contents

Alphabetical

Item	Page	Item	Page
ROMAX® AC ECO	106	ROTURN Combined Spanner	305
ROMAX® Compact	102	ROVLIES® Cleaning Pads	165
ROMAX® Compact Sets Basic I	103	ROWELD® BS 1200 Plus	268
ROMAX® EXPANDER AC ECO MAXI	87	ROWELD® BS 450	268
ROMAX® Expander Compact	88	ROWELD® BS 630 Plus / BS 800 Plus	268
ROMAX® Expander Compact Basic Sets	89	ROWELD® ECO	262
ROMAX® Press Machines	102 - 106	ROWELD® P 110	256
RONOL®	125	ROWELD® P 110 Accessories	259
RONOL® SYN	125	ROWELD® P 125	252
ROOFING-Sets	152	ROWELD® P 160 SANILINE	257
ROPOWER® 50 R	126	ROWELD® P 160 SANILINE Accessoires	260
ROPOWER® HANDY	214	ROWELD® P 250 A	258 - 259
ROPOWER® PROFILE Cable	225	ROWELD® P 250 A Accessoires	261
ROPULS Flushing Compressor	208	ROWELD® P 250 B / Premium Plus/ Premium CNC SAVA	264
ROPULS ROCLEAN	209	ROWELD® P 315 W / P 315 W CNC	267
ROPUMP®	212	ROWELD® P 500 B Premium / Premium Plus / Premium CNC	265
ROPUMP® SUPER PLUS	212	ROWELD® P 63 S-6 Sword	250 - 251
RO-QUICK	304	ROWELD® P 630 B Premium / Premium Plus / Premium CNC	265
ROREC	282	ROWELD® P 630 W	267
ROREC PRO	283	ROWELD® P 800 B / P 1200 B	266
ROSCALE 120	285	ROWELD® Plastic Band Saws	268
ROSCOPE® 1000	194	ROWELD® Premium	262
ROSCOPE® 1000 Sets	196 - 199	ROWELD® Premium CNC	263
ROSCOPE® Overview	194 - 195	ROWELD® Premium Plus	263
ROSCOPE® System	192 - 199	ROWELD® Quick S / WG 1600 E	253
ROSLICE®	16	ROWELD® ROFUSE	255
ROSOL 1 S	167	ROWELD® ROFUSE Sani 160	254
ROSOL 3	167	ROWONAL Care and Rust Remover	223
ROSPEED 3F	220	ROXY 400 L	158
ROSPI® H+E PLUS	213	RP 30	177
ROSPI® R 36 Plus	214	RP 50-S / RP 50-S INOX	175
ROSPIMATIC	215	RP PRO III	176
Rotating Nozzle	241		
ROTEST®	178 - 183		
ROTEST® Electronic 3	183		
ROTEST® GW 150 / 4	178		
ROTEST® GW DIGITAL V2.3 USB	180		
ROTEST® Leak Detection Spray	183		
ROTHERM 2000	154		
ROTHERM 2000 Soft Soldering Set	155		
ROTIGER VARIO Electronic	28		
Rotor Trench Nozzle	243		
ROTRAC 28 / 42	13		
		S	
		SAFE CUT	318
		Safety Foot Switch	135
		Safety Igniter with Rolling File	151
		Safety Igniters	163

Table of Contents

Alphabetical

Item	Page	Item	Page
Safety Propane Handles	153	Spiral Guide Hoses	222
Safety T-couplings	233	Spiral Retrieving Device	223
Salmiakstone	164	Spiral Sawtooth Cutter	228
SANI KIT	118 - 119	Spirals for ROSPI® H+E PLUS, ROSPI® R 36 PLUS, ROSPIMATIC, Adaptor Magazines	233
SANIFRESH	286	Spirit Level	310
SANIGRIP / SANIGRIP PL	300	S-SMK-Spirals	225
Sanitary Four Way Key	303	S-Spirals	225
Saw Blades	30	Stainless Steel Pipe Cutter	21
Saws	24 - 30	Stainless Steel Tube Cutter	16 - 18
Schrader Valve Tool	287	Standard Distances Spirit Level	310
Screw Extraction	315	Standard Gas-welding Equipment	158
Screwdrivers	308 - 309	Standard Spirals	225
SDS-Plus Hammer Drill	319	Standard Spirit Level	312
Sealing Grip Pliers	301	Standard Two Handed Bender	65 - 66
Separating Pin	223	Steel Pipe Cutter	18
Serrated Forked Cutter	230	STEP Expander A1	87
Set Components ROTEST® GW 150/4	179	Stepped Key Set	302
Set Components ROTEST® GW DIGITAL V2.3 USB	181	STILLSON	298
Sheet Metal Crimping Pliers	313	STONE PROFI	318
Sheet Metal Drill Bits	321 - 322	Straight Auger	227
Silver Hard Solders	171	Strap and Fittings Wrench	301
Slot Screwdriver	308	Suction Injector	243
SMK-Spirals	225	SUPER 1.1/4" und 2"	18
Soapstone Marker	164	SUPER CUT	116
Socket Welding Unit	250 - 252	SUPER CUT Ratchet Arm	119
Soft Solder Flux	167	SUPER CUT Sets	117
Soft Soldering	142 - 145, 151 - 155	SUPER FIRE 3	140 - 141
Soft Soldering Torch	151	SUPER S	297
Soldered Joint Overview	166	SUPERTRONIC 2 SE / 3 SE / 4 SE	128 - 129
Soldering & Welding	138 - 161	SUPERTRONIC® 1250	120 - 121
Soldering & Welding Accessories	162 - 171	SUPERTRONIC® 2000	122 - 123
Soldering & Welding Application Overview	138 - 139	Support Plates for Centering Pin	56
Soldering Flux and Container Hydrochloric Acid	164	Surface-heating Torch	152
Soldering Paste ROSOL	167	Surface-heating Torch Heads	152
Solders	167 - 171		
Space Welding	48	T	
Spade Head Cutter	228	Tap Extension Key	303
Spare Extractor Hooks	95	Tap Reseating Tool	311
Special Saw Blades with U-Shaft	30	Tee-extractor	95
SPEED STAR DX	52	Tee-extractor Ratchet	96
Spiral & Tool Sets	231 - 232	Tee-extractor Sets	94
Spiral Baskets	223	Telescopic Basin Nut Wrench	313
Spiral Guide Gloves	223		

Table of Contents

Alphabetical

Telescopic Workbench	325	Twist Drill Set	319
Telescoping Guide Tubes	223	Two-way Root Cutter	230
Testing of Gas & Water Lines	178 - 182		
Testing Pump Overview	174		
Testing Pumps	175 - 177		
Thread Interfaces	55		
Threader	116		
Threading Accessories	135		
Threading Dies	124		
Threading Electric	120 - 134		
Threading Manual	116 - 119		
Three-gas Systems	160		
Three-gas Welding	160 - 161		
Tiger Saws	28 - 30		
Tool Bags	326 - 327		
Tool Carrying Case SANI KIT	119		
Tool Sets	277		
Torch Spanner	164		
Torque Spanner Set	305		
Tower Pincers / Concreter's Nippers	313		
TP 25	177		
Trailer	237 - 240		
Transport Frame	127		
TRENNBOY 300	25		
Trimmer Unit Manual	259		
Tripod Stand	222		
Tripod Uni Workbench	325		
TUBE BENDER	62		
TUBE BENDER Bending Segments	62		
TUBE BENDER MAXI	63		
TUBE BENDER MAXI Bending Segments	63		
TUBE BENDER MAXI MSR	64		
TUBE BENDER MAXI MSR Bending Segments	65		
TUBE CUTTER 30 PRO / 50	15		
TUBE CUTTER 35 / 42 PRO	12		
TUBE CUTTER 35 DURAMAG®	13		
TUBE CUTTER 35 MSR, 42 PRO MSR, 42 PRO PVC	23		
TUBE CUTTER 67 / 125 / 168 PL Automatic	22		
Tube Cutter for Copper & Steel	12 - 16		
Tube Cutter for INOX & Stainless Steel	16 - 18		
Tube Cutter for Plastic	22 - 23		
Tube Cutters	12 - 23		
TURBOPROP	149		
		U	
		UNI Small Saw PUK	24
		UNI Stepped Key Set	302
		UNICUT	322
		UNIDRILL® Automatic 28 / 42	96
		UNIDRILL® HSS Sheet Metal Cone Bit	321
		UNIDRILL® HSS Stepped Drill Bit	320
		UNIGRAT	32
		Universal Flaring Tool	99
		Universal Grip Wrench	313
		Universal HSS Bi-metal / HM Tiger Saw Blades	30
		Universal Internal & External Deburrer	31
		Universal Premium / Ceramic	59
		Universal ROTIGER VARIO Electronic	29
		V	
		Vacuum Gauge	278
		Vacuum Pump ROAIRVAC	280 - 281
		Vacuum Pump RODIA-VAC	54
		Vacuum Pumps	323, 328
		Vacuum Sets	54
		Valve Plier	300
		VDE Screwdriver Set	309
		Video Inspection	192 - 203
		Video Inspection Overview	192 - 193
		W	
		WALL CUT 6540	58
		Wall Slot Cutter	58
		Water Extraction Systems	56
		Water Pump Pliers	294 - 295
		Water Pump Pliers Type SP	294
		Water Pump Pliers Type SPK	295
		Water Suction Unit	57
		WC-BLITZ RO-3 Toilet Auger	214
		Welding & Soldering Accessories	167 - 171
		Welding Blanket	165
		Welding Goggles DIN EN 166	164
		Welding Mirror	164
		Wet & Dry Drill Bits	51 - 53

Table of Contents

Alphabetical

Wet & Dry Extraction Unit	57
Wet Drill Bits	49 - 53
Wet Drilling Systems	41 - 47
Workbench	325
Working Unit 1/8 - 2"	325
Workshop Screwdriver Set	309

Table of Contents

Numerical

No.	Page	No.	Page	No.	Page	No.	Page	No.	Page
0		015237X	110	015337X	109,	025700X	75	070134X	297
		015238X	110		111-115	025703X	75	070135X	296
011006X	31	015251X	110	015338X	109,	025705X	75	070140X	296
011180X	93	015252X	110		111-115	025709X	75	070188D	19,23
011186X	93	015253X	110	015339X	109,	025710X	75	070522D	295
011194X	93	015254X	110		111-115	025711X	75	070528D	294
011195X	93	015255X	110	015351X	110-115	025740X	75	070532D	292
015016L	103	015256X	110-115	015352X	110-115	035510-A/-B	145	070532E	292
015020R	103	015261X	109,	015353X	110-115	035546-A/-B	145	070558D	293
015101X	109,		111-115	015354X	110-115	035551-A	144	070690X	325
	111-115	015262X	109,	015355X	110-115	035551-B	144	070699X	325
015102X	109,		111-115	015357X	110-115	035551-C	144	070705X	324
	111-115	015263X	109,	015358X	110-115	035570-A/-B	145	070735X	324
015103X	109,		111-115	015362X	110-115	035648X	141	070780X	117
	111-115	015264X	109,	015364X	110-115	035900-A/-B	145	070781X	117
015104X	109,		111-115	015366X	110-115	040094A	169	070782X	117
	111-115	015265X	109,	015367X	110-115	040097X	169	070790X	117
015105X	109,		111-115	015368X	110-115	045268D	165	070793X	117
	111-115	015269X	109,	015369X	109,	050028D	19	070821X	124
015106X	109,		111-115		111-115	050057D	19	070822X	124
	111-115	015271X	110-115	015370X	109,	053886X	251	070823X	124
015107X	109,	015277X	110-115		111-115	053887X	251	070824X	124
	111-115	015280X	110-115	015371X	109,	053889X	251	070825X	124
015108X	109,	015281X	110-115		111-115	053890X	251	070826X	124
	111-115	015282X	110-115	015374X	109,	053891X	251	070831X	124
015151X	109,	015283X	110-115		111-115	053892X	251	070832X	124
	111 - 115	015284X	110-115	015376X	109,	053893X	251	070833X	124
015152X	109,	015291X	110		111-115	053894X	251	070834X	124
	111-115	015292X	110	015377X	109,	053896X	251	070835X	124
015153X	109,	015293X	110		111-115	053897X	251	070836X	124
	111-115	015294X	110	015378X	109,	055053D	19,22,248	070840X	119
015154X	109,	015302X	110-115		111-115	055054D	22,19,248	070842X	124
	111-115	015304X	110-115	015379X	109,	055074D	19,22,248	070843X	124
015155X	109,	015306X	110-115		111-115	056370X	131	070869X	124
	111-115	015307X	110-115	015380X	109,	056371X	131	070870X	124
015161X	110-115	015308X	110-115		111-115	057950X	70	070891X	117
015162X	110-115	015311X	110-115	015385X	110-115	057961X	70	070892X	117
015163X	110-115	015312X	110-115	015389X	110-115	057966X	70	070894X	117
015164X	110-115	015313X	110-115	015391X	110-115	057969X	72	070900X	117
015180X	110-115	015314X	110-115	015392X	110	057972X	72	070901X	117
015181X	110-115	015315X	110-115	015393H	110-115	057973X	72	071533D	317
015182X	110-115	015317X	110-115	015393X	110-115	070007D	13,19	071534D	317
015183X	110-115	015318X	110-115	015394X	110	070017D	19,296	071551D	318
015211X	110-115	015319X	111-115	015395X	110-115	070027C	13,19	071552D	318
015212X	110-115	015321X	110-115	015396X	110	070027DB	13	071553D	318
015213X	110-115	015322X	110-115	015397X	110	070028D	19,22,23	071554D	318
015214X	110-115	015323X	110-115	015398X	110-115	070031D	22	072070X	212
015215X	110-115	015324X	110-115	015399X	110-115	070046D	18,19	072185F	229
015216X	110-115	015325X	110-115	015401X	110-115	070051D	18,19	072945X	232
015217X	110-115	015326X	110-115	015530X	110-115	070056D	16,17,19	072955X	232
015218X	110-115	015327X	111-115	015531X	110-115	070057D	15	072956X	232
015219X	110-115	015328X	110-115	015532X	110-115	070061D	18,19	072962X	232
015220X	111-115	015329X	110-115	015533X	110-115	070088D	18,19	072967X	232
015222X	109	015330X	109,	015534X	110-115	070089D	18,19	088840D	16
015223X	109		111-115	015580X	110-115	070110X	297	088841D	16
015224X	109	015331X	109,	015581X	110-115	070111X	297	088842D	16
015225X	109		111-115	015582X	110-115	070112X	297	1	
015227X	109	015333X	109,	015583X	110-115	070121X	297	11004	85
015230X	110-115		111-115	021832X	320	070122X	297	11006	31
015231X	110-115	015334X	109,	023000X	63	070123X	297	11007	86,91,92
015232X	110-115		111-115	023020X	63	070124X	297	11008	84
015233X	110-115	015335X	109,	023021X	63	070130X	296	11010	84
015234X	110-115		111-115	023022X	63	070131X	297	11012	84
015235X	110	015336X	109,	023090X	63	070132X	297	11014	84
015236X	110		111-115	023091X	63	070133X	297		

Table of Contents

Numerical

No.	Page	No.	Page	No.	Page	No.	Page	No.	Page
11015	84	12302	83	14833	110-115	15855	105	21395	322
11016	84	12303	83	14834	110-115	19077	220	21500	22
11018	84	12304	83	14835	110-115	19166	327	21505	22
11020	84	12305	83	14836	110-115	19320	54	21541	321
11022	84	12309	83	14837	110-115	2		21542	321
11028	84	12310	83	14842	110-115			21543	321
11030	84	12311	83	14843	115-115	21300	322	21545	321
11032	84	12317	83	14844	110-115	21305	320	21549	96, 321
11035	84	12318	83	14845	115-115	21306	320	21575	96
11038	84	12320	83	14846	110-115	21307	320	21583	96
11040	84	12321	83	14847	110-115	21313	320	21651	32
11042	84	12322	83	14848	110-114	21316	322	21652	15,19,32,247
11044	31	12323	83	14849	107	21317	322	21653	32
11045	31	12324	83	14852	110	21318	322	21654	32
11052	84	12325	83	14853	110	21319	322	21655	32
11053	84	12326	83	14854	110	21320	322	21660	32
11054	84	12327	83	14855	110	21321	322	21801	320
11055	84	12328	83	14863	109,	21322	322	21813	320
11056	84	12335	83		111-115	21323	322	21814	320
11057	84	12336	83	14864	109,	21324	322	21816	320
11058	84	12337	83		111-115	21325	322	21817	320
11059	84	12338	83	14865	109,	21326	322	21818	320
11062	84	12339	83		111-115	21327	322	21819	320
11063	84	12341	83	14866	109,	21328	322	21820	320
11078	87	13002	90		111-115	21329	322	21821	320
11086	87	13100	90	14867	109,	21330	322	21822	320
11087	87	14000	33		111-115	21331	322	21823	320
11089	87	14005	33	14868	109,	21332	322	21824	320
11093	87	14102	33	14869	107	21333	322	21825	320
11323	86	14104	33	14879	107	21334	322	21826	320
11325	86	14106	33	14882	110-115	21335	322	21827	320
11328	86	14107	33	14883	110-115	21336	322	21828	320
11332	86	14111	33	14884	115-115	21337	322	21829	320
11334	86	14112	33	14885	110-115	21338	322	21830	320
11335	86	14113	33	14886	110-115	21339	322	21831	320
11336	86	14114	33	14889	107	21340	322	21833	320
11338	86	14115	33	14895	107	21341	322	21834	320
11340	86	14117	33	15016	89	21342	322	21835	320
11342	86	14121	33	15017	89,103	21343	322	21836	320
11345	86	14122	33	15020	103	21344	322	21837	320
11346	86	14123	33	15022	103	21345	322	21838	320
11348	86	14124	33	15023	103	21346	322	21839	320
11358	86	14126	33	15024	103	21347	322	21840	320
11362	86	14132	33	15032	103	21348	322	21841	320
11364	86	14133	33	15033	103	21349	322	21842	320
11375	86	14134	33	15037	89,103	21350	322	21843	320
11376	86	14136	33	15093	107	21351	322	21844	320
11380	86	14137	33	15094	107	21352	322	21845	320
11400	85	14230	33	15418	89	21353	322	21846	320
11955	86	14250	33	15705	106	21354	322	21847	320
11958	86	14260	33	15714	89	21355	322	21848	320
11962	86	14270	33	15715	89	21360	322	21849	320
11968	86	14707	109,	15716	89	21365	322	21850	320
11975	86		111-115	15730	106	21370	322	21851	320
11978	86	14708	109,	15740	106	21375	322	21852	320
12000	83		111-115	15750	106	21380	322	21853	320
12001	91	14709	109,	15760	106	21385	322	21854	320
12002	91	14820	103	15800	105	21386	322	21855	320
12013	90	14822	110-115	15810	105	21387	322	21860	320
12017	91	14823	110-115	15811	105	21388	322	21866	320
12018	91	14824	110-115	15812	105	21389	322	21867	320
12078	91	14825	110-115	15816	105	21390	322	21868	320
12080	91	14826	110-115	15840	105	21391	322	21869	320
12097	91,92	14830	103	15845	105	21392	322	21902	320
12300	83	14832	110-115	15850	105	21394	322	21903	320

Table of Contents

Numerical

No.	Page	No.	Page	No.	Page	No.	Page	No.	Page
21904	320	23005	63,64	25136	66	30922	148	35199	163
22010	95	23006	63	25150	66	30925	153	35203	162
22012	95	23007	63	25151	66	30927	153	35221	162
22014	95	23008	63	25181	67	30954	152	35222	162
22015	95	23009	64	25182	67	31009	153	35223	162
22016	95	23010	63	25183	67	31013	148	35230	162
22018	95	23011	63	25185	67	31014	148	35300	156
22022	95	23012	63	25186	67	31015	148	35303	156
22028	95	23013	63	25187	67	31016	148	35304	156
22032	95	23014	63	25188	67	31031	149	35305	156,157
22035	95	23015	63	25190	67	31032	149	35306	156,157
22038	95	23047	63	25308	69	31033	149	35307	156,157
22042	95	23050	64	25310	69	31034	149	35308	156,157
22050	95	23051	64	25312	69	31035	149	35309	156,157
22054	95	23052	64	25313	69	31036	149	35311	156,157
22060	95	23053	64	25314	69	31037	149	35312	156,157
22061	95	23065	64	25315	69	31042	165	35313	156,157
22062	95	23076	64	25316	69	31043	165	35314	156,157
22063	95	23080	64	25318	69	31050	165	35315	156,157
22064	95	23083	64	25320	69	31081	153	35324	161
22065	95	23095	64	25322	69	31090	149	35325	161
22066	95	23097	63	25401	65	31091	148	35326	161
22068	95	24001	62	25402	65	31092	148	35327	161
22080	96	24002	62	25403	65	31093	150	35328	161
22081	96	24003	62	25404	65	31094	149	35329	161
22100	94	24004	62	25405	65	31989	153	35334	161
22101	94	24005	62	25406	65	32045	152	35335	161
22102	94	24006	62	25441	67	32051	152	35338	161
22109	94	24007	62	25442	67	32063	152	35339	161
22111	94	24008	62	25443	67	32075	151	35341	161
22121	94	24010	62	25444	67	32076	151	35342	162
22124	94	24025	62	25445	67	32077	151,163	35344	161
22126	94	24048	62	25446	67	32081	153	35345	161
22127	94	24049	62	25448	67	32082	153	35346	161
22135	94	24130	62	25449	67	32088	151,163	35347	161
22153	96	24131	62	25760	75	32098	151	35348	161
22157	96	24132	62	25810	323	32099	151	35354	162
22158	96	24133	62	25811	323	32100	153	35377	147
22170	96	24134	62	26001	97	32111	152	35378	147
22172	96	24500	69	26002	97	32112	152	35379	147
22210	95	24501	69	26003	97	32113	152	35390	147
22212	95	24502	69	26004	97	32114	152	35395	147
22214	95	24503	69	26005	97	32135	152	35397	147
22215	95	24504	69	26010	97	32160	152	35398	147
22216	95	24505	69	26011	97	32201	153	35399	147
22218	95	24508	69	26013	97	32207	153	35400	160
22222	95	24510	69	26015	97	32213	152	35401	160
22228	95	24512	69	26016	97	32223	153	35403	160
22232	95	24514	69	26017	97	33079	153	35419	142
22235	95	24515	69	26020	99	33310	153	35424	142
22242	95	24516	69	26160	303	33311	162	35428	143
22246	95	24518	69	26161	303	33312	162	35429	143
22254	95	24519	69	26162	303	33314	162	35432	141
22260	95	24522	69	26163	303	33315	162	35436	141
22261	95	24551	69	26164	303	34991	150	35475	161
22263	95	24552	69	27181	96	35022	150	35476	161
22264	95	25076	69			35023	150	35477	161
22265	95	25078	69			35024	150	35479	161
22266	95	25120	69			35110	150	35480	161
22267	95	25130	66	30101	150,153	35140	163	35486	151
22268	95	25131	66	30102	150,153	35146	163	35487	151
22270	95	25132	66	30813	142	35178	162	35488	151
23002	63	25133	66	30913	148	35179	162	35489	151
23003	63,64	25134	66	30914	148	35188	162	35490	141
23004	63	25135	66	30915	148	35189	162	35530	151
				30916	148				

3

Table of Contents

Numerical

No.	Page	No.	Page	No.	Page	No.	Page	No.	Page	
35552	143	45057	171	54230	254	55539	252	55844	256	
35553	143	45268	165	54950	248	55546	252	55851	260,261	
35556	143	5		54960	248	55549	252	55854	261	
35580	158		54961	248	55555	252	55918	259		
35585	158		50260	30	55005	21	55585	252	55924	256
35586	143		50261	30	55006	21	55586	252	56001	131
35588	158		50263	30	55007	21	55587	252	56003	131
35589	158		50264	30	55013	248	55588	252	56006	131
35611	168		50265	30	55015	21	55589	252	56007	131
35629	157		50266	30	55016	247	55590	252	56008	131
35634	163		50301	29	55017	247	55591	252	56009	131
35636	153		50302	29	55018	247	55592	252	56010	131
35651	158		50305	28	55019	248	55593	252	56011	131
35655	157		50306	28	55020	248	55594	252	56012	131
35695	158		50311	28	55021	248	55595	252	56013	131
35696	158		50312	28	55022	248	55596	252	56014	131
35697	158		52000	21	55023	248	55597	252	56045	127
35712	158		52005	21	55024	248	55598	252	56047	135
35713	158		52010	21	55025	248	55620	249	56049	127
35780	158		52011	21	55026	248	55655	249	56050	127
35785	158		52015	21	55027	248	55684	260	56051	127,260
35794	163		52016	21	55029	248	55685	260	56056	135
35798	160		52030	21	55030	248	55686	260	56057	127
35799	160		52031	21	55031	248	55717	261	56060	135
35800	161	52040	21	55032	248	55718	261	56061	135	
35925	153	52041	21	55033	248	55719	261	56062	135	
36700	155	52042	21	55035	247	55721	261	56063	135	
36702	155	53240	255	55037	247	55738	258	56064	135	
36710	155	53250	255	55047	248	55742	261	56065	135	
36711	155	53380	253	55048	248	55745	261	56081	131	
36715	155	53511	251	55050	32	55746	261	56082	131	
36720	155	53512	251	55051	32	55747	261	56088	131	
36721	155	53513	251	55058	32	55748	261	56096	131	
4		53514	251	55062	248	55749	261	56097	131	
		53515	251	55063	247	55750	261	56098	131	
	40005	170	53516	251	55075	301	55751	261	56110	131
	40015	171	54000	257	55076	301	55752	261	56111	131
	40094	169	54001	257	55119	259	55753	261	56112	131
	40095	169	54004	257	55120	259	55759	261	56114	131
	40102	169	54005	260	55121	259	55760	253	56120	129
	40202	170	54006	260	55122	259	55768	258	56125	129
	40203	170	54015	260	55123	259	55769	253	56150	129
	40212	170	54020	260,261	55124	259	55772	253	56175	129
	40213	170	54040	260	55125	259	55773	253	56185	131
	40500	168	54051	255	55126	259	55774	253	56186	131
	40502	170	54052	255	55127	259	55775	253	56187	131
	40512	168	54053	255	55128	259	55776	253	56188	131
	40514	168	54054	255	55129	259	55777	253	56189	131
	40515	168	54056	255	55130	259	55778	253	56190	131
	40516	168	54057	255	55152	259	55779	253	56191	131
	40518	168	54058	255	55163	261	55780	253	56198	129
	40522	168	54059	255	55199	259	55782	253	56199	129
	40528	168	54067	255	55316	260,261	55783	253	56200	129
	40532	168	54080	260	55317	261	55787	259	56250	129
	44910	171	54082	260	55318	259	55793	253	56253	129
44911	171	54083	260	55319	259	55795	258	56254	129	
44912	171	54084	260	55321	252	55796	258	56255	129	
44915	171	54085	260	55324	259	55799	253	56291	131	
44916	171	54086	260	55505	249	55800	253	56294	131	
44917	171	54087	260	55517	261	55807	259	56295	131	
45050	171	54088	260	55518	261	55808	259	56296	131	
45051	171	54089	260	55524	252,259,261	55809	259	56335	133,135	
45052	171	54090	260	55525	261	55816	253	56369	131	
45055	171	54091	260	55528	261	55826	259	56372	131	
45056	171	54130	255	55536	252	55832	259	56373	131	

Table of Contents

Numerical

No.	Page	No.	Page	No.	Page	No.	Page	No.	Page
56374	131	57043	134	59050	23	62215	187	70027	13
56465	129	57044	134	6		62216	187	70029	13,19
56475	129	57045	134		60200	175	62217	187	70030
56490	129	57046	134	60201	175	62219	187	70031	19,22
56500	135	57051	129	60203	175	62221	187	70032	19,22
56501	135	57055	134	60250	177	62224	187	70033	19,22
56504	136	57056	134	60251	177	62226	187	70040	18,19
56505	136	57057	134	60999	175	62227	187	70041	14-16,19
56506	136	57058	134	61001	176	62230	187	70042	15
56507	136	57060	134	61002	176	62231	187	70045	18,19
56508	136	57061	134	61011	179	62232	187	70047	18,19
56509	136	57062	134	61012	179	62233	187	70048	18,19
56510	136	57063	134	61014	179	62234	187	70052	18,19
56511	136	57082	134	61015	179	62235	187	70053	18,19
56512	136	57100	133	61018	179	62236	187	70055	13,17,19
56514	136	57105	133	61030	179	62237	187	70060	18,19
56522	136	57132	134	61041	179	64001	189	70063	19
56523	136	57133	134	61043	181	64020	189	70064	18,19
56602	25	57134	134	61052	181	65000	183	70065	15,19
56603	25	57135	134	61094	181	65008	125	70067	19
56604	25	57900	70	61105	211	65010	125	70068	19
56605	25	57915	72	61106	211	65013	125	70070	13,17,19
56607	25	57921	71,73	61110	211	65015	125	70072	13,19,23
56608	25	57922	71,73	61112	175,177	65030	189	70074	127
56703	27	57979	71,73	61125	177	65035	189	70075	31
56704	27	57981	71,73	61130	176	65036	189	70080	13,19
56705	27	57982	71,73	61135	176	65037	189	70086	18,19
56706	27	57983	71,73	61186	176	65038	189	70087	18,19
56707	27	57985	71	61187	176	65039	189	70105	14,19
56708	27	57986	71	61263	181	65040	189	70108	19,23
56710	25	57987	71	61264	181	65041	189	70109	19,23
56711	25	57988	71	61265	181	65042	189	70113	297
56712	27	57989	71	61266	179,181	65043	189	70114	297
56713	27	57990	71	61267	181	65044	189	70115	299
56714	27	57991	71	61268	181	65080	135	70116	299
56717	25	58002	71,73	61269	181	65081	135	70118	313
56718	25	58004	71,73	61270	181	66080	183	70119	313
56719	27	58010	71	61271	181	69111	205	70125	297
56729	27	58011	71	61273	181	69112	205	70142	15,19
56770	27	58012	71	61274	181	69113	205	70149	19
56771	27	58013	71	61277	181	69117	205	70150	298
57005	133	58014	71	61279	181	69118	205	70151	298
57010	133	58015	71	61282	181	69119	205	70152	298
57011	133	58016	71	61284	181	69376	196	70153	298
57015	134	58020	71	61293	181	69385	196	70154	298
57016	134	58021	71	61294	181	69550	205	70155	298
57017	134	58022	71	61297	181	69555	205	70156	298
57018	134	58023	71	61298	181	69600	196	70157	298
57019	134	58182	71,73	61316	175	69601	196	70159	298
57020	134	58185	71,73	61340	181,182	69603	196	70160	298
57021	134	58206	71,73	61352	182	69615	196	70161	298
57022	134	58520	25	61353	182	69616	194	70162	298
57023	71,73	58527	25	61358	182	69618	194	70163	298
57024	134	58528	25	61359	182	69619	194	70164	298
57025	134	58529	25	61360	182	69725	203	70166	299
57032	134	59000	23	61700	178	69740	203	70167	299
57033	134	59001	23	61701	178	69825	203	70190	298
57034	134	59010	23	61702	179	69840	203	70191	298,299
57035	134	59015	23	62200	187	7		70192	298,299
57036	134	59020	23	62203	187		70006	19	70193
57037	134	59022	23	62206	187	70010	13,19	70194	298,299
57038	134	59025	23	62211	187	70011	13,19	70195	298
57039	134	59028	23	62212	187	70015	14,19	70196	298
57041	134	59035	23	62213	187	70023	19	70197	298
57042	134	59042	23	62214	187			70200	298

Table of Contents

Numerical

No.	Page	No.	Page	No.	Page	No.	Page	No.	Page
70201	298,299	70401	14,19	70670	324	71287	315	72063	231
70202	298	70402	14,19	70671	324	71288	315	72071	212
70203	298,299	70413	304	70672	324	71289	315	72072	212
70204	298,299	70414	304	70696	325	71290	315	72073	212
70205	298	70415	300	70698	325	71291	315	72090	213
70206	298	70416	300	70700	324	71292	315	72095	213
70207	298	70417	300	70710	324	71293	315	72100	214,223
70220	307	70418	306	70711	324	71294	315	72101	223
70221	307	70419	306	70712	324	71295	315	72102	223
70222	307	70420	306	70713	324	71296	315	72110	223
70223	307	70421	306	70714	324	71297	315	72111	223
70225	313	70422	306	70715	324	71298	315	72112	223
70226	313	70423	306	70721	324	71299	315	72120	223
70227	313	70424	306	70722	324	71300	315	72121	223
70228	312	70425	306	70731	324	71301	315	72130	223
70235	299	70426	306	70732	324	71302	315	72131	223
70240	301	70427	306	70733	324	71303	315	72135	223
70241	301	70439	304	70734	324	71304	315	72140	223
70242	299	70440	306	70740	325	71305	315	72141	223
70243	299	70441	287,306	70751	136,325	71310	315	72142	223
70244	299	70442	287,306	70752	325	71311	315	72150	233
70245	299	70443	287,306	70950	311	71450	121	72151	233
70246	299	70444	287,306	70951	311	71451	121	72152	233
70247	299	70445	287,306	70954	311	71454	121	72153	233
70250	301	70454	305	70955	311	71455	121	72154	228
70252	313	70455	305	70956	311	71533	316,317	72156	233
70257	301	70456	305	70957	311	71534	316,317	72157	233
70262	299	70457	305	70970	311	71535	316,317	72158	227
70263	299	70458	305	70972	311	71536	316,317	72159	227
70264	299	70465	305	70974	311	71537	316,317	72161	227
70265	299	70466	305	70976	311	71538	316,317	72162	227
70266	299	70467	305	70980	311	71539	316,317	72163	227
70267	299	70468	305	70981	311	71540	316,317	72164	228
70268	301	70469	305	70982	311	71541	316,317	72165	227
70269	301	70470	305	70983	311	71542	316,317	72166	228
70270	306	70471	305	70984	311	71543	316,318	72168	230
70271	306	70475	305	70985	311	71544	316,318	72169	228
70272	306	70490	305	70986	311	71545	316,318	72170	228
70273	306	70521	295	70987	311	71546	318	72171	228
70274	306	70522	295	70988	311	71547	316	72172	230
70276	306	70523	295	70989	311	71548	316,318	72173	230
70277	306	70527	294	70992	311	71551	316,318	72175	228
70281	306	70528	294	71019	15,19	71552	316,318	72176	214,228
70285	15,19	70529	294	71085	16,19	71553	318	72177	228
70286	15,19	70531	292	71095	313	71554	316,318	72178	228
70289	32	70532	292	71206	24	71555	317	72182	229
70296	32	70533	292	71213	24	71557	316,317	72185	229
70301	315	70545	300	71215	24	71558	316,317	72186	229
70302	315	70548	300	71216	24	71559	316,317	72187	229
70340	17	70558	293	71217	24	71580	316,317	72188	229
70341	17	70559	293	71222	24	71581	316,317	72191	230
70350	298	70571	299	71230	326	71582	316,317	72193	230
70351	298	70572	299	71250	121,123	71975	214	72203	227
70352	298	70573	299	71256	123	71976	214	72207	230
70353	298	70574	299	71257	123	71991	212	72208	227
70354	298	70575	299	71258	123	72003	214	72210	233
70355	298	70576	299	71259	123	72005	213	72211	233
70356	298	70591	295	71271	124	72016	214	72212	233
70374	298	70592	295	71272	119	72040	231	72213	233
70375	298	70593	295	71273	119	72041	231	72221	227
70376	298	70600	119	71279	121	72042	231	72222	227
70377	298	70623	326	71281	315	72043	231	72223	230
70378	298	70661	310	71283	315	72060	231	72224	230
70379	298	70665	310	71285	315	72061	231	72227	230
70380	298	70667	310	71286	315	72062	231	72228	230

Table of Contents

Numerical

No.	Page	No.	Page	No.	Page	No.	Page	No.	Page
72229	228	72433	225	73131	308	76157	242	77501	243
72234	228	72435	225	73133	308	76160	243	77503	236
72250	230	72441	225	73152	253,308	76161	242	77506	236,243
72251	230	72442	225	73153	308	76166	242	77530	241
72258	230	72443	225	73161	308	76170	242	77565	241
72259	230	72444	225	73162	308	76172	241	77566	241
72261	228	72451	225	73200	304	76179	241	77606	241
72263	227	72452	225	73201	304	76187	242	77611	241
72264	227	72453	225	73202	304	76189	242	77612	241
72265	230	72455	225	73206	304	76191	243	77613	241
72266	230	72460	233	73208	304	76193	241	77614	241
72270	230	72461	233	73209	304	76200	240	77616	241
72271	230	72462	233	73210	304	76210	240	77621	241
72275	228	72463	233	73212	304	76220	240	77622	241
72276	228	72490	225	73213	304	76221	240	77623	241
72277	228	72494	214	73214	304	76222	240	77624	241
72278	229	72511	222	73280	302	76223	240	77626	241
72284	229	72513	214	73290	302	76226	240	77631	241
72285	229	72514	222	73291	302	76233	242	77632	241
72286	229	72515	222	73293	302	76234	242	77633	241
72289	229	72516	214	73297	302	76235	242	77634	241
72291	230	72520	214	73298	302	76236	242	77636	241
72295	230	72522	233	73299	302	76300	237	77643	242
72299	229	72525	214	73570	308	76301	237	77644	242
72310	233	72530	231	73571	308	76302	240	77650	242
72311	233	72531	231	73575	309	76309	242	77666	242
72312	233	72532	231	73670	308	76320	239	78551	214
72313	233	72533	231	74629	196,197	76321	239	78576	215
72321	227	72536	222	75010	313	76322	239		
72322	227	72538	222	75011	313	76323	239	8	
72323	227	72540	222	75012	313	76324	239	80679	19
72325	227	72541	222	75013	313	76331	240	81957	252
72326	230	72542	215	75014	313	76406	241	85800	286
72327	230	72559	222	75015	313	76410	241	87305	279
72328	230	72561	222	75016	313	76416	241	87309	279
72329	228	72562	222	75020	313	76427	241	87800	287
72341	229	72563	222	75021	313	76453	242	88700	23
72347	229	72585	221	75022	313	76462	237,238,242	88716	23
72348	229	72610	221	75023	313	76463	242	88720	23
72350	230	72631	218	75024	313	76464	242	88726	23
72351	230	72632	218	75025	313	76465	242	88732	23
72360	228	72633	219	76008	235	76466	242	88777	23
72363	227	72634	219	76020	235	76467	242	88812	16
72365	230	72638	222	76053	236	76470	242	88815	16
72366	230	72666	222	76055	243	76485	238	88818	16
72367	230	72686	218	76063	236	76488	241	88822	16
72374	228	72687	218	76065	236,243	76489	241	89501	286
72375	228	72688	219	76066	236	76490	241	89503	286
72376	228	72689	219	76067	236	76492	241	89504	286
72377	228	72810	236	76068	236	76495	242		
72392	230	72812	236	76070	236	76540	239	9	
72396	230	72820	236,243	76073	236	76541	239	92655	181
72398	230	72915	222	76082	236	76542	239		
72412	233	72918	220	76088	236	76543	239	11	
72413	215,233	72936	231	76089	236	76544	239	111401	319
72414	233	72937	231	76090	236	77033	323	111405	319
72415	233	72938	231	76100	238	77050	323	111406	319
72420	233	72939	231	76118	243	77072	323	111411	319
72421	233	72940	231	76119	243	77090	323	111412	319
72422	233	72941	231	76130	243	77164	323	111413	319
72423	233	72942	215	76131	243	77279	323	111418	319
72424	233	72960	220	76135	241	77297	323	111419	319
72425	215	72970	221	76137	241	77396	312	111420	319
72428	225	72971	221	76141	241	77397	312	111421	319
72431	225	73103	308	76152	241	77500	243	111422	319



No.	Page	No.	Page	No.	Page	No.	Page	No.	Page						
111424	319	114161	321	25	351231	179	513043	159							
111426	319	114162	321		351232	179	513044	159							
111429	55,319	114171	321		252100	312	351233	179	513045	159					
111431	319	114175	321		255030	312	351257	179	513046	159					
111432	319	114201	321		255040	312	351260	179	513300	159					
111437	319	114202	321		255050	312	351261	179	513310	159					
111439	319	16			255060	312	351262	179	513330	159					
111440	319		168605		282	255080	312	351263	179	513331	159				
111445	319		168606		283	255100	312	351265	179	513332	159				
111447	319		168606		283	255120	312	351271	179	513333	159				
111449	319		168713	282,283	259007	278,286	351272	179	52						
111450	319		169200	281	259008	278	351273	181		520840	151				
111454	319		169310	278	259010	278	351274	181		520849	151				
111455	319		17		259060	278	351275	181		520850	151				
111456	319			170016	273,286	30	351276	181		520855	151				
112040	319			170061	281		300013	24		351277	181	520856	151		
112042	319	170062		281	31		351278	181		520857	151				
112044	319	170062		281			310411	260		351279	181	520865	151		
112046	319	170063		281			32	355600		326	520866	151			
112047	319	170063		281				321215		252	355880	326	520867	151	
112047	319	170064		281				321216	259	355896	326	53			
112049	319	170501		276				321218	259,261	355902	326		530250	164	
112050	319	170502		276				321218	259,261	40	402308		327	530261	168
112052	319	170508	276	321300				315	402309		327		530310	164	
112053	319	170518	276	321523		315		402310	326		54				
112054	319	170521	275	321524		315		402311	296,327				540320	163	
114014	321	170522	275	321525	315	402312		327	540321				163		
114016	321	170523	275	321526	315	402316		326	540360				163		
114017	321	170525	275	321528	315	402317	326	540365	163						
114019	321	170545	276	321529	315	46	462212	65	540620				164		
114022	321	170546	276	321530	315		462215	65	540621			164			
114025	321	170547	276	322823	323		462218	65	540622			164			
114028	321	170600	276	322824	323		462218	65	540625	164					
114029	321	170601	276	322825	323		462222	65	540626	164					
114030	321	170602	276	322827	323		463610	319	540627	164					
114032	321	170604	277	322828	323		464010	319	540640	164					
114033	321	170606	276	322921	323		464012	319	540641	164					
114035	321	170607	276	322922	323		464014	319	540675	164					
114036	321	170608	276	322923	323		464016	319	540676	164					
114037	321	170912	284	322924	323	464018	319	540850	164						
114038	321	170913	284	323015	309	464020	319	540851	164						
114040	321	170914	284	323126	309	464025	319	540855	164						
114041	321	170931	284	324559	314	464028	319	56							
114043	321	170932	284	324577	314	464032	319		561351	165					
114044	321	170933	284	324588	314	464035	319		561352	165					
114046	321	170950	286	324737	314	464038	319		561550	164					
114048	321	170952	284	324739	314	464040	319		81						
114051	321	171505	276	324800	314	51	510105			164	811727	319			
114052	321	173004	285	35	350850		300			510106	164	816990	319		
114054	321	173204	286		350900		300			351043	303	511427	163	817000	319
114057	321	173205	286		351044		303			351044	303	511428	163	817003	319
114060	321	175001	286		351050		313			351050	313	513010	159	817012	319
114064	321	22			351220		179	351220		179	513030	159	817017	319	
114065	321		225001		305		351221	179		351221	179	513031	159	817022	319
114067	321		222401		98		351222	179		351222	179	513032	159	817032	319
114070	321		222402		98		351223	179		351223	179	513033	159	817037	319
114079	321		222403		98		351225	179	351225	179	513034	159	817042	319	
114083	321		222403		98	351226	179	351226	179	513035	159	817047	319		
114089	321		222404	99	351227	179	351227	179	513036	159	817052	319			
114092	321		222405	99	351228	179	351228	179	513040	159	817067	319			
114098	321		222412	98	52										
114102	321		222413	98											
114105	321	222601	99												
114111	321	224500	287												
114114	321														
114127	321														

Table of Contents

Numerical

No.	Page	No.	Page	No.	Page	No.	Page	No.	Page
817072	319	865788	30	150000087	326	FF00140	52	FF03318	56
817077	319	865789	30	150000088	326	FF00150	52	FF03319	56
817082	319	865790	30	150000100	188	FF00160	52	FF03320	56
817092	319	865791	30	150000101	188	FF00170	52	FF03321	56
817097	319	865793	30	150000102	188	FF00180	52	FF03322	56
817102	319	865795	30	150000103	188	FF00200	52	FF03323	56
817104	319	865796	30	150000104	188	FF00220	52	FF03329	49
817106	319	865798	30	150000105	188	FF00250	52	FF03332	49
817108	319	865799	30	150000106	188	FF00280	52	FF03333	49
817110	319			150000107	188	FF00300	52	FF03334	49
		75		150000115	211	FF00350	52	FF03335	49
84		7500041	15	150000116	211	FF00400	52	FF03336	49
842100	24			150000117	211	FF00450	52	FF03337	49
849064	307	100		150000118	200	FF00500	52	FF03338	49
849065	307	1000000009	196	150000120	205	FF00610	52	FF03339	49
849285	307	1000000057	274	150000121	205	FF00612	52	FF03340	49
849289	307	1000000058	274	150000122	201	FF00614	52	FF03341	49
849293	307	1000000064	197	150000123	201	FF00615	52	FF03344	49
849299	307	1000000065	198	150000130	137	FF00616	52	FF03345	49
849303	307	1000000087	137	150000131	137	FF00618	52	FF03350	49
849306	307	1000000088	41	150000132	137	FF00620	52	FF03351	49
849308	307	1000000089	41	150000133	137	FF00622	52	FF03352	49
849311	307	1000000092	41	150000134	137	FF00624	52	FF03353	49
849313	307	1000000105	109	150000157	209	FF00625	52	FF03355	49
849317	307	1000000106	109	150000200	209	FF00626	52	FF03357	49
849319	307	1000000107	108	150000201	209	FF00628	52	FF03359	49
849323	307	1000000108	109	150000202	209	FF00630	52	FF03360	49
849334	307	1000000109	109	150000203	209	FF00632	52	FF03361	49
849335	307	1000000110	108	150000242	203	FF00635	52	FF03362	49
849554	307	1000000111	110	150000243	203	FF00638	52	FF03363	49
		1000000112	110	150000247	59	FF00640	52	FF03364	49
85		1000000113	110	150000248	59	FF00645	52	FF03365	49
854179	165	1000000116	108	150000249	59	FF00650	52	FF03366	49
854180	165	1000000117	110	150000250	59	FF00655	52	FF03367	49
854181	165	1000000118	110	150000251	59	FF00660	52	FF03380	49
854182	165	1000000119	110	150000252	59	FF00665	52	FF03381	49
854183	165	1000000120	110	150000253	59	FF00670	52	FF03384	49
854184	165	1000000121	110			FF00675	52	FF03385	49
854185	165	1000000122	110	F		FF00680	52	FF03386	49
854186	165	1000000124	110	F80053	95	FF00685	52	FF03387	49
854187	165	1000000125	110	F80054	95	FF00690	52	FF03388	49
854188	165	1000000133	169	F81664	106	FF00695	52	FF03389	49
854189	165	1000000134	170			FF00700	52	FF03390	49
854190	165	1000000135	170	FF		FF00705	52	FF03392	49
854191	165	1000000136	170	FF00020	52	FF00710	52	FF03393	49
854192	165	1000000137	170	FF00025	52	FF00715	52	FF03394	49
854193	165	1000000138	273	FF00030	52	FF00720	52	FF03395	49
854194	165	1000000145	208	FF00035	52	FF00725	52	FF03396	49
854195	165	1000000173		FF00040	52	FF00730	52	FF03397	49
854196	165		110-115	FF00045	52	FF03091	56	FF03398	49
854197	165	1000000190	209	FF00050	52	FF03092	56	FF03399	49
854198	165			FF00055	52	FF03168	37	FF03400	49
854390	310	150		FF00060	52	FF03182	37	FF03401	49
855360	326	1500000010	196	FF00065	52	FF03300	37,56	FF03402	49
856907	326	1500000024	277	FF00070	52	FF03301	37,56	FF30030	47
856911	326	1500000025	277	FF00075	52	FF03308	56	FF30170	43
		1500000026	277	FF00080	52	FF03309	56	FF30171	39,43
86		1500000027	277	FF00085	52	FF03310	56	FF34170	43
865781	30	1500000028	277	FF00090	52	FF03311	56	FF34171	43
865782	30	1500000029	277	FF00100	52	FF03312	56	FF34300	47
865783	30	1500000030	277	FF00105	52	FF03313	56	FF35015	54
865784	30	1500000031	277	FF00110	52	FF03314	56	FF35026	55
865785	30	1500000032	277	FF00120	52	FF03315	56	FF35026	39,55
865786	30	1500000052	197	FF00125	52	FF03316	56	FF35040	56
865787	30	1500000057	198	FF00130	52	FF03317	56	FF35045	56



No.	Page	No.	Page	No.	Page	No.	Page
FF35050	56	FF42624	53	FF44650	51	FF50981	43
FF35055	56	FF42625	53	FF44655	51	FF50982	43
FF35060	56	FF42626	53	FF44660	51	FF50993	47
FF35065	56	FF42628	53	FF44665	51	FF50995	47
FF35070	56	FF42630	53	FF44670	51	FF50996	47
FF35075	56	FF42632	53	FF44675	51	FF50997	47
FF35080	55	FF42635	53	FF44680	51	FF50998	47
FF35091	55	FF42638	53	FF44685	51	FF53505	58
FF35092	55	FF42640	53	FF44690	51	FF55131	56
FF35095	55	FF42645	53	FF44695	51	FF55201	56
FF35096	37,56	FF42650	53	FF44700	51	FF55374	57
FF35097	37,56	FF42675	53	FF44705	51	FF55388	57
FF35101	55	FF42680	53	FF44710	51	FF55447	57
FF35120	55	FF42695	53	FF44715	51	FF55448	57
FF35121	55	FF42730	53	FF44720	51	FF60101	58
FF35122	55	FF44020	51	FF44725	51	FF60150	39
FF35123	55	FF44025	51	FF44730	51	FF60185	37
FF35124	55	FF44030	51	FF44806	50		
FF35126	55	FF44035	51	FF44808	50		
FF35129	55	FF44040	51	FF44810	50		
FF35130	55	FF44045	51	FF44812	50		
FF35134	45	FF44050	51	FF44814	50		
FF35135	54	FF44055	51	FF44815	50,55		
FF35139	45	FF44060	51	FF44816	50		
FF35148	37, 45, 57, 58	FF44065	51	FF44818	50		
FF35190	55	FF44070	51	FF44820	50,55		
FF35200	54	FF44075	51	FF44822	50		
FF35210	57	FF44080	51	FF44824	50		
FF35301	39,55	FF44085	51	FF44825	50		
FF35302	39,55	FF44090	51	FF44826	50		
FF35700	56	FF44100	51	FF44828	50		
FF35701	56	FF44105	51	FF44830	50		
FF35702	56	FF44110	51	FF44832	50		
FF35703	56	FF44120	51	FF44835	50		
FF35710	54	FF44125	51	FF44836	50		
FF35730	56	FF44130	51	FF44838	50		
FF35740	45,54	FF44140	51	FF44840	50		
FF35748	54	FF44150	51	FF44842	50		
FF35749	54	FF44160	51	FF44845	50		
FF35750	39,54	FF44170	51	FF44850	50		
FF35751	39	FF44180	51	FF44855	50		
FF40056	56	FF44200	51	FF44860	50		
FF40057	56	FF44220	51	FF44865	50		
FF40140	39	FF44225	51	FF44867	50		
FF40150	38	FF44250	51	FF44906	54		
FF40180	43	FF44280	51	FF44908	54		
FF40185	37,43	FF44300	51	FF44910	54		
FF40300	45,47	FF44610	51	FF44912	54		
FF42020	53	FF44612	51	FF44914	54		
FF42025	53	FF44614	51	FF44916	54		
FF42035	53	FF44615	51	FF44918	54		
FF42040	53	FF44616	51	FF44920	54		
FF42045	53	FF44618	51	FF44922	54		
FF42050	53	FF44620	51	FF44925	54		
FF42060	53	FF44622	51	FF44932	54		
FF42065	53	FF44624	51	FF44938	54		
FF42610	53	FF44625	51	FF44943	54		
FF42612	53	FF44626	51	FF44967	54		
FF42614	53	FF44628	51	FF44975	54		
FF42615	53	FF44630	51	FF44983	54		
FF42616	53	FF44632	51	FF50007	54		
FF42618	53	FF44635	51	FF50008	54		
FF42620	53	FF44638	51	FF50977	43		
FF42622	53	FF44640	51	FF50978	43		
		FF44645	51	FF50979	43		

H

H96591 179

Table of Contents

Abbreviations

Abkürzung	Bedeutung
A/S	Acetylene / Oxygen
ABS	Acrylonitrile-Butadiene-Styrene
ADR	Accord européen relatif au transport international des marchandises dangereuses par route, (french)
AG	Silver
AL	Aluminium
AMS	Acetylen-Maxigas-Oxygen
AS	Non-slip
B	Petrol, Gas
BGV	Trade Associations Occupational Health and Safety Regulations
BSP	British Standard Pipe, Standard Withworth Thread as per DIN ISO 228
BSPP	British Standard Pipe Parallel Thread, Cylindrical Pipe Thread
BSPT	British Standard Taper Pipe Thread
BSR	Band Saw Pipe
BSW	British Standard Whithworth
BTU	British Thermal Unit
CE	European Community
CEN	European Committee for Standardization
CFC	Chlorofluorocarbons
CFM	Cubic Feet per Minute
CFT	Constant Force Technology
CL	Channel Lock
CNC	Computerized Numerical Control
CU	Copper
DK	Pressure Class
DN	Diameter Nominal
DVGW	German Association for Gas & Water Applications
DVS	German Association for Welding
EAN	European Article Number
EPT	Enclosed Power Transmission
FE	Iron
FS	Guide Hose
GW	Gas / Water
HCFC	Hydrochlorofluorocarbons
HD	High Pressure
HFC	Hydrofluorocarbons
HFCKW	Virgin Hydro Chlorofluorocarbons
HFKW	Virgin Hydrofluorocarbons
HM	Carbide
HRC	High Speed Steel
HSS	High Speed Steel, Schnellarbeitsstahl
HZ	Hertz
IP	International Protection
ISO	International Organization for Standardization
Kcal	Kilocalorie
KSO	Capillary Gap Optimizer
L	Large

Table of Contents

Abbreviations

Abkürzung	Bedeutung
LCD	Liquid Crystal Display
LED	Light Emitting Diode
MIM	Metal Injection Molding
MPa	Megapascals
MS	Brass
MSR	Multi-layered Composite Pipe
NM	Newton Metre
NPT	National Pipe Thread (Standard US)
PB	Polybutylene
PD	Power Driver
PD-E	Power Drive-Electronic
PE	Polyethylene
PEX	Cross-linked Polyethylene
PL	Plastic
PP	Polypropylene
PS	Professional
PSI	Pound-Force per Square Inch
PVC	Polyvinyl Chloride
PVDF	Polyvinylidene Fluoride
RC	RODIACUT
SAE	Society of Automotive Engineers
SD-Card	Secure Digital-memory Card
SDR	Standard Dimension Ratio
SMK	Spiral with Plastic Core
SML	Super Metal Delivery Program
SP	Standard Plier
SP	Special Performance
SPK	Standard Plastic Plier
SS	Quick Cut
SW	Spanner Size
TC	Tube Cutter
TFT	Thin-film Transistor
TiN	Titanium Nitride Coating
TRGI	Technical Guidelines for Gas Installations
TRWI	Technical Guidelines for Water Installations
TÜV	Technical Inspection Association
UKS	Obital Circular Saw
UNC	Unified Coarse Threads
UNF	Unified Fine Thread
VA (Stahl)	Stainless Steel, Corrosion Resistant Steel
VCR	Video Cassette Recording
VDE	Registered Association of the Electrical, Electronic and Information Technology
VPE	Packaging Unit
WG	Hot Gas
ZN	Zinc
ZPZ	Bits per Inch
ZVSHK	German Central Association Plumbing, Heating and Air Conditioning

Table of Contents

Pictograms

Stromversorgung

AC 230 V	AC 115 V	AC 110 V	Three-phase current 400 V	Battery-powered	Cable length 5 m
Battery + AC operation possible	Battery operation	Battery charger			

Arbeitsvorgang

Can be used overhead	Can be used in confined spaces	Suitable for tight spaces	Basic soft soldering up to 450 °C	Hot brazing 450 ° - 1100 °C	Max autogen welding 1100 °C
Fast cut	No deformation from use	Dry drilling	Wet drilling	Up to 50% time-saving	Portable operation
360° rotatable	Fine adjustment of the flame				

Produkteigenschaften

Ergonomic design	Meets DIN standards	VDE approved	Handy	Environmentally friendly	Impact protection
Shock absorption	Sturdy casing	Constant pressure control	Propane control	Oxygen control	Acetylene control
Economy valve	Pressure hose ball valve	Pressure hose length 1.5 m	Pressure hose length 2.5 m	Blowback prevention	Piezo ignition
Bayonet coupling	Push lock	Thread lock	On / off switch	Emergency stop switch	Lock button
LED display	Inspection window	Pressure gauge display adjustable	Pressure gauge class 1 - 6	Pressure gauge 63 mm	Pressure gauge 80 mm
Scale range max. 5 kg	Scale range max. 50 kg	Scale range max. 110 kg	Scale range max. 120 kg	Measuring accuracy up to 1 g	Measuring accuracy up to 10 g
Filling supports	Counter display	Balance point in handle	Transport case	Heed safety warning	Heed industrial safety
Don't sharpen	With USB connection	With video function	With photo function	Memory card	

ROTHENBERGER Enclosed Power Transmission

The **EPT®-Technology (Enclosed Power Transmission)** of the expander head offers the following technical benefits:

Concealed bent lever:

Protection against dirt and external mechanical damage

Energy efficient through optimised force transmission:

Ergonomic, highly optimised force flow in relation to the hand force of the user, therefore reducing effort



ROTHENBERGER Titannitrid coating

The golden **TiN Coating (Titannitrid-coating)** of the expander head offers the following technical benefits:

High durability 2,300 HV:

Protection against abrasive wear

Lower friction value compared to steel:

Less effort

Good chemical resistance:

Good protection against corrosion

Universal wear resistance:

Long-lasting



ROTHENBERGER Constant Force Technology

The **CFT® Technology (Constant Force Technology)** guarantees a constant

axial pressing force over the entire service interval. A very important requirement for the production of sealed press connections CFT® guarantees:

ROMAX® Compact

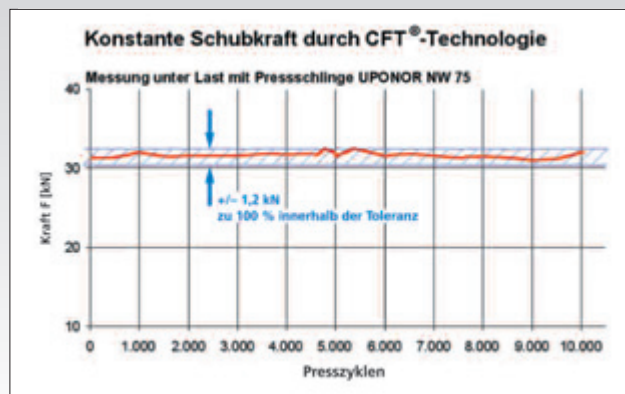
19-21 kN für 10,000 press cycles

ROMAX® AC ECO

32-34 kN für 10,000 press cycles

ROMAX® 3000

32-34 kN für 20,000 press cycles



ROTHENBERGER DURAMAG® Technology

The **DURAMAG® Technology (High Tec Magnesium Body)** offers the following benefits:

Improved performance

Higher stability with considerably lower weight

DURA = Durable MAG = Magnesium



Packaging units:

1 (12) = 1 Display, Content 12 pieces

1/12 = packaging units 1 pieces oder 12 pieces



Disclaimer

ROTHENBERGER Werkzeuge GmbH
Industriestraße 7
D-65779 Kelkheim / Germany
Telephone + 49 (0) 61 95 / 800-1
Fax + 49 (0) 61 95 / 800 - 84 00
info@rothenberger.com
Court of Registry: Königstein / Taunus HRB 2732

In the course of continued technical advancement and adjustment to the needs of our customers, it may be that some illustrations, combinations, power ratings, characteristics, dimensions and/or weights may change without notice. We are in no way obliged to exchange products that have already been delivered.

We also retain the right to remove articles without notice from our product range.

With the publication of this catalogue, all previous editions are invalid. Standard specifications are not guaranteed.

Instructions and suggestions for use and safety guidelines are without obligation or guarantee and under no circumstance replace other, legal or otherwise, guidelines - for example, those of professional associations or the individual rules and regulations of your country.

No part of this catalogue may be reproduced in any form - through reprint, photocopy, microfilm or any other method whatsoever, nor may they be translated into a machine-readable code or saved to an electronic system and changed - without the previous written consent of ROTHENBERGER Werkzeuge GMBH. Any alternations or additions to the catalogue are forbidden.

All rights, for all countries, reserved.

AIRAC, AIRPROP, CFT Constant Force Technology, DURAMAG, EUROLINE, EPT Enclosed Power Transmission, ROBEND, ROBOY, ROBURN, ROCAM, ROCUT, RODIA, RODIACUT, RODIADRILL, RODRUM, ROFIRE, ROFLEX, ROFROST, ROJET, ROKLIMA, ROLOC, ROLOT, ROMAX, ROMIC, ROMIG, RONOL, ROPOWER, ROPUMP, ROSCOPE, ROSLICE, ROSPI, ROSTAR, ROCLEAN, ROTEST, ROTORCH, ROVLIES, ROWELD, ROWO, ROXY, SUPERTRONIC, UNIDRILL

are registered trademarks - symbol of ROTHENBERGER AG

© 2012 ROTHENBERGER Werkzeuge GmbH, Germany

ROTHENBERGER Worldwide

- Australia** ROTHENBERGER Australia Pty Ltd
Unit 6, 13 Hoyle Avenue
Castle Hill • NSW 2154
Tel. + 61 2 / 98 99 75 77 • Fax + 61 2 / 98 99 76 77
rothenberger@rothenberger.com.au
www.rothenberger.com.au
- Austria** ROTHENBERGER Werkzeuge- und Maschinen
Handelsgesellschaft m.b.H.
Gewerbeparkstraße 9 • A-5081 Anif near Salzburg
Tel. + 43 62 46 / 7 20 91-45 • Fax + 43 62 46 / 7 20 91 -15
office@rothenberger.at
www.rothenberger.at
- Belgium** ROTHENBERGER Benelux b.v.b.a.
Antwerpsesteenweg 59 • B-2630 Aartselaar
Tel. + 32 3 / 8 77 22 77 • Fax + 32 3 / 8 77 03 94
info@rothenberger.be
www.rothenberger.com
- Brazil** ROTHENBERGER do Brasil Ltda.
Rua marinho de Carvalho, No. 72 - Vila Marina
09921-005 Diadema - Sao Paulo - Brasil
Tel. + 55 11 / 40 44 47-48 • Fax + 55 11 / 40 44 50-51
vendas@rothenberger.com.br
www.rothenberger.com.br
- Bulgaria** ROTHENBERGER Bulgaria GmbH
Boul. Sitniakovo 79 • BG-1111 Sofia
Tel. + 35 9 / 2 9 46 14 59 • Fax + 35 9 / 2 9 46 12 05
info@rothenberger.bg
www.rothenberger.bg
- Chile** ROTHENBERGER Chile Limitada
Santo Domingo, 1160 Piso 11 • Oficina 1101
Santiago de Chile • Chile
Tel. + 56 253 964 00 • Fax + 56 253 964 00
ventas.chile@rothenberger.es
- China** ROTHENBERGER Pipe Tool (Shanghai) Co., Ltd.
D-4, No. 195 Qianpu Road, East New Area of Songjiang
Industrial Zone, Shanghai 201611, China
Tel. + 86 21 / 67 60 20 77 • + 86 21 / 67 60 20 61
Fax + 86 21 / 67 60 20 63
office@rothenberger.cn
- Czech Republic** ROTHENBERGER CZ
Prumyslova 1306/7, 102 00 Praha 10
Tel. + 420 271 730 183 • Fax + 420 267 310 187
info@rothenberger.cz
www.rothenberger.cz
- Denmark** ROTHENBERGER Scandinavia A/S
Fåborgvej 8 • DK-9220 Aalborg Øst
Tel. + 45 98 / 15 75 66 • Fax + 45 98 / 15 68 23
roscan@rothenberger.dk
- France** ROTHENBERGER France S.A.
24, rue des Drapiers, BP 45033 • F-57071 Metz Cedex 3
Tel. + 33 3 / 87 74 92 92 • Fax + 33 3 / 87 74 94 03
info-fr@rothenberger.com
- Germany** ROTHENBERGER Deutschland GmbH
Industriestraße 7 • 65779 Kelkheim/Germany
Tel. + 49 6195 / 800 81 00 • + 49 6195 / 800 37 39
verkauf-deutschland@rothenberger.com
www.rothenberger.com
- ROTHENBERGER Werkzeuge Produktion GmbH
Lilienthalstraße 71 - 87 • D-37235 Hessisch-Lichtenau
Tel. + 49 56 02 / 93 94 - 0 • Fax + 49 56 02 / 93 94 36
- Greece** ROTHENBERGER Hellas S.A.
Agias Kyriakis 45 • 17564 Paleo Faliro • Greece
Tel. +30 210 94 02 049 • +30 210 94 07 302 / 3
Fax +30 210 94 07 322
ro-he@otenet.gr
www.rothenberger.com
- Hungary** ROTHENBERGER Hungary Kft.
Gubacsi út 26 • H-1097 Budapest
Tel. + 36 1 / 3 47 - 50 40 • Fax + 36 1 / 3 47 - 50 59
info@rothenberger.hu
www.rothenberger.hu
- India** ROTHENBERGER India Private Limited
B-1/D-5, Ground Floor
Mohan Cooperative Industrial Estate
Mathura Road, New Delhi 110044
Tel. + 91 11 / 41 69 90 40, 41 69 90 50 • Fax + 91 11 / 41 69 90 30
contactus@rothenbergerindia.com
- Italy** ROTHENBERGER Italiana s.r.l.
Via G. Reiss Romoli 17 - 19 • I-20019 Settimo Milanese
Tel. + 39 02 / 33 50 601 • Fax + 39 02 / 33 50 01 51
rothenberger@rothenberger.it
www.rothenberger.it
- Netherlands** ROTHENBERGER Nederland bv
Postbus 45 • NL-5120 AA Rijen
Tel. + 31 1 61 / 29 35 79 • Fax + 31 1 61 / 29 39 08
info@rothenberger.nl
www.rothenberger.nl
- Poland** ROTHENBERGER Polska Sp.z o.o.
Ul. Annopol 4A • Budynek C • PL-03-236 Warszawa
Tel. + 48 22 / 2 13 59 00 • Fax + 48 22 / 2 13 59 01
biuro@rothenberger.pl
www.rothenberger.pl
- South Africa** ROTHENBERGER-TOOLS SA (PTY) Ltd.
P.O. Box 4360 • Edenvale 1610
165 Vanderbijl Street, Meadowdale Germiston
Gauteng (Johannesburg), South Africa
Tel. + 27 11 / 3 72 96 33 • Fax + 27 11 / 3 72 96 32
info@rothenberger-tools.co.za
www.rothenberger-tools.co.za
- Spain** ROTHENBERGER S.A.
Ctra. Durango-Elorrio, Km 2 • E-48220 Abadiano (Vizcaya)
(P.O. Box) 117 • E-48200 Durango (Vizcaya)
Tel. + 34 94 / 6 21 01 00 • Fax + 34 94 / 6 21 01 31
export@rothenberger.es
www.rothenberger.es
- Switzerland** ROTHENBERGER (Schweiz) AG
Herstr. 9 • CH-8048 Zürich
Tel. + 41 44 / 435 30 30 • Fax + 41 44 / 401 06 08
info@rothenberger-werkzeuge.ch
- Turkey** ROTHENBERGER Tes. Alet ve Mak. San. Tic. Ltd. Sti
Poyraz Sok. No: 20/3 - Detay Is Merkezi
TR-34722 Kadiköy-Istanbul
Tel. + 90 / 216 449 24 85 • Fax + 90 / 216 449 24 87
rothenberger@rothenberger.com.tr
www.rothenberger.com.tr
- UAE** ROTHENBERGER Middle East FZCO
PO Box 261190 • Jebel Ali Free Zone
Dubai, United Arab Emirates
Tel. + 971 / 48 83 97 77 • Fax + 971 / 48 83 97 57
office@rothenberger.ae
- UK** ROTHENBERGER UK Limited
2, Kingsthorpe Park, Henson Way
Kettering • GB-Northants NN16 8PX
Tel. + 44 15 36 / 31 03 00 • Fax + 44 15 36 / 31 06 00
info@rothenberger.co.uk
- USA** ROTHENBERGER USA LLC
4455 Boeing Drive; USA-Rockford, IL 61109
Tel. + 1 / 8 15 3 97 70 70 • Fax + 1 / 8 15 3 97 82 89
pipetools@rothenberger-usa.com
www.rothenberger-usa.com
- ROTHENBERGER USA Inc.
Western Regional Office • 955 Monterey Pass Road
Monterey Park, CA 91754
Tel. + 13 23 / 2 68 13 81 • Fax + 13 23 / 26 04 97

ROTHENBERGER Agency

Russia ROTHENBERGER Russia
Avtosavodskaya str. 25
115280 Moscow, Russia
Tel. + 7 495 / 792 59 44 • Fax + 7 495 / 792 59 46
info@rothenberger.ru
www.rothenberger.ru

Romania ROWALT SRL
1 Mai Str., No. 4
RO-075100 Otopeni, Ilfov
Tel. + 40 21 / 350 37 44 • + 40 21 / 350 37 45
Fax + 40 21 / 350 37 46
info@rothenberger.ro
www.rothenberger.ro

ROTHENBERGER Werkzeuge GmbH
Industriestraße 7
D-65779 Kelkheim/Germany
Telefon + 49 (0) 6195 / 800 - 0
Telefax + 49 (0) 6195 / 800 - 3500
info@rothenberger.com



410000073/10.11/D/7.5/M&Ö/FRA