

“ You guys are always on top of your game, and the customer support is top-notch. Your staff is very knowledgeable about the items offered for sale and their applications. ”



# ELECTRICAL WIRING MATERIALS



Products manufactured in the United States

**NEW**

Products that are new to the catalog



Super 33 Vinyl Tape  
pg. 196



W181P, W221P, W241P  
pg. 178



222 Wire Nuts pg. 192

## MODEL/SERIES

## PAGE

### Boxes

<b>4BX Series</b> — 4" Square Boxes . . . . .	187
<b>8BX Series</b> — Octagonal Boxes . . . . .	186
<b>EWK Series</b> — Knockout Seals . . . . .	190
<b>HBX Series</b> — Handy Boxes . . . . .	188
<b>SWBX Series</b> — Switch Boxes . . . . .	186
<b>WBX Series</b> — Weatherproof Boxes . . . . .	189

### Conduit/Connectors

<b>EMT Series</b> — EMT Conduit Fittings . . . . .	183
<b>FLEX Series</b> — Flexible Conduit . . . . .	182
<b>RIG Series</b> — Rigid Conduit Fittings . . . . .	184

### Safety Switches

<b>SW Series</b> — Fusible and Non-Fusible Disconnects . . . . .	200
--	-----

### Tape/Markers

<b>35 Vinyl Color-Coding Tapes</b> — Tapes . . . . .	194
<b>3M Scotchcode Tape Dispenser STD</b> — Wire Markers . . . . .	195
<b>3M Scotchcode Write on Dispensers</b> — Wire Markers . . . . .	195
<b>Super 33 and 88 Black Vinyl Electrical Tape</b> — Tapes . . . . .	196
<b>TEMFLEX 1700 Black Vinyl Electrical Tape</b> — Tapes . . . . .	194
<b>Tartan 3939 Duct Tape</b> — Tapes . . . . .	196

### Wire

<b>CBL Series</b> — Communication and Control Cable . . . . .	177
<b>Genesis Wiring</b> — Genesis Communication and Control Cable . . . . .	179
<b>HW-76B</b> — Hook-Up Wire . . . . .	181
<b>W181P, W221P, W241P Series</b> — Communication and Control Cable . . . . .	178

### Wiring Accessories

<b>222 Series Lever Nuts</b> — Compact Splicing Connectors . . . . .	192
<b>CH, CAT, 4BRT, BC Series</b> — Cable Hangers . . . . .	190
<b>Compression Terminals and Splices</b> — Compression Terminals and Splices . . . . .	191
<b>Wire Nuts, Ties, Accessories</b> — Wire Nuts, Ties, Accessories . . . . .	193

### Wiring Devices

<b>S and R Series</b> — Switches and Receptacles . . . . .	197
<b>TL Series</b> — Twist-Lock Plugs, Connectors and Receptacles . . . . .	200

**Kele**

www.kele.com

■ Indicates New Products

# ELECTRICAL WIRING MATERIALS

## COMMUNICATION AND CONTROL CABLE

**CBL SERIES**



### DESCRIPTION

The **CBL Series** offers a selection of high quality wire and cables that can be used for building communication and panel wiring. Additional cable types and sizes are available for order.

### FEATURES

- *Plenum and non-plenum communication cables*
- *Thermostat wire for connecting to any thermostat*
- *Stocked at Kele*
- *300 volts rated*
- *UL listed for Type CL3P or Type CL3R*



CBL-TP Series



CBL-TW Series



5

ELECTRICAL WIRING MATERIALS

### WIRING



CBL-TP

CBL-ETH

CBL-TW

### ORDERING INFORMATION

Model	Jacket Color	Number Of Conductors	Number Of Pairs	AWG Size	Plenum Rating	Shielding	Standard Package
<b>TWISTED PAIR (22 AWG)</b>							
CBL-TP222SN	Gray	2	1	22	Non-plenum	Shielded	1000 ft (305 m)
CBL-TP224SN	Gray	4	2	22	Non-plenum	Shielded	1000 ft (305 m)
CBL-TP226SN	Gray	6	3	22	Non-plenum	Shielded	1000 ft (305 m)
CBL-TP222SP	Gray	2	1	22	Plenum	Shielded	1000 ft (305 m)
CBL-TP224SP	Gray	4	2	22	Plenum	Shielded	1000 ft (305 m)
CBL-TP226SP	Gray	6	3	22	Plenum	Shielded	1000 ft (305 m)
<b>TWISTED PAIR (18 AWG)</b>							
CBL-TP182SN	Gray	2	1	18	Non-plenum	Shielded	1000 ft (305 m)
CBL-TP184SN	Gray	4	2	18	Non-plenum	Shielded	1000 ft (305 m)
CBL-TP186SN	Gray	6	3	18	Non-plenum	Shielded	1000 ft (305 m)
CBL-TP182SP	Gray	2	1	18	Plenum	Shielded	1000 ft (305 m)
CBL-TP184SP	Gray	4	2	18	Plenum	Shielded	1000 ft (305 m)
CBL-TP186SP	Gray	6	3	18	Plenum	Shielded	1000 ft (305 m)
<b>THERMOSTAT WIRE</b>							
CBL-TW185UN	White	5	None	18	Non-plenum	Unshielded	250 ft (76 m)
CBL-TW185UP	White	5	None	18	Plenum	Unshielded	250 ft (76 m)
CBL-TW186UN	White	6	None	18	Non-plenum	Unshielded	250 ft (76 m)
CBL-TW186UP	White	6	None	18	Plenum	Unshielded	250 ft (76 m)
CBL-TW188UN	White	8	None	18	Non-plenum	Shielded	250 ft (76 m)
CBL-TW188UP	White	8	None	18	Plenum	Unshielded	250 ft (76 m)
<b>CAT5E ETHERNET</b>							
CBL-ETH248UN	Gray	8	4	24	Non-plenum	Unshielded	1000 ft (305 m)
CBL-ETH248UP	Gray	8	4	24	Plenum	Unshielded	1000 ft (305 m)
<b>MSTP</b>							
CBL-MSTP182SP	Natural	2	1	18	Plenum	Shielded	1000 ft (305 m)
CBL-MSTP222SP	Teal	2	1	22	Plenum	Shielded	1000 ft (305 m)



# ELECTRICAL WIRING MATERIALS

## COMMUNICATION AND CONTROL CABLE

### W181P, W221P, W241P SERIES

#### DESCRIPTION

Communication and control cable for HVAC systems.

#### FEATURES

- BACnet and ECHELON/LONWORKS approved models
- Low capacitance models
- UL listed



5

ELECTRICAL WIRING MATERIALS

#### ORDERING INFORMATION

	Model			
	W181P-2028XRB	W221P-2001B	W221P-2003ORRB	W241P-2000FRIB
Wiring				
Color	Violet	Blue	Orange	Orange
Number Of Conductors	2	2	2	2
Number Of Pairs	1	1	1	1
Wire Size	18 AWG	22 AWG	22 AWG	24 AWG
Stranding	Stranded	Stranded	Stranded	Stranded
Plenum Rating	Plenum	Plenum	Plenum	Plenum
Shielding	Shielded	Unshielded	Shielded	Shielded
Capacitance	23.1 pf/ft. nom.	15.0 pf/ft. +/-10%	12.5 pf/ft at 1 KHz nom.	12.5 pf/ft at 1 KHz nom.
Insulation	FEP	FEP	FEP	FEP
Communication Standard	-	Lonworks	BACnet	BACnet
Approvals	UL type CMP/CL3P	UL type CMP/CL3P/FPLP	UL type CMP/CL3P	UL type CMP/CL3P

# ELECTRICAL WIRING MATERIALS

## GENESIS COMMUNICATION AND CONTROL CABLE GENESIS WIRING



5

ELECTRICAL WIRING MATERIALS

### DESCRIPTION

The **Genesis Series** Low Voltage Cables are produced with innovative equipment and technology in a state-of-the-art facility for the HVAC controls contractor. The **Genesis Series** comes in color coded boxes with wrap-around labels for easy identification and alphanumeric coding to make field identification easier. Each foot of cable is labeled in feet with the amount of cable left in the box to easily manage any installation. Wire is available in most any color with some required minimums for special orders. Genesis is so confident of their wire that they have included a "100% three for one" replacement warranty for the lifetime of the original installation.



### FEATURES

- **Low capacitance**
- **Countdown footage identification**
- **Easy field identification**
- **Color coded boxes**
- **UL and ETL tested**
- **Lifetime 100% three for one replacement warranty**

### ORDERING INFORMATION

Model Number	Jacket Color	Number of Conductors	Number of Pairs	AWG Size	Stranding	Plenum Rating	Shielding	Approvals	Standard Packaging	Package Type	Pounds per 1000 ft
<b>Multi-conductor</b>											
12021009	Gray	2	None	22	Stranded	Non-plenum	Shield	CM, CL2	1000	Reel	13
12041009	Gray	4	None	22	Stranded	Non-plenum	Shield	CM, CL2	1000	Reel	18
12061009	Gray	6	None	22	Stranded	Non-plenum	Shield	CM, CL2	1000	Reel	25
32021012	Natural	2	None	22	Stranded	Plenum	Shield	C(UL), FT6, CMP, CL2P	1000	Reel	14
32041012	Natural	4	None	22	Stranded	Plenum	Shield	C(UL), FT6, CMP, CL2P	1000	Reel	20
32061012	Natural	6	None	22	Stranded	Plenum	Shield	C(UL), FT6, CMP, CL2P	1000	Reel	27
12141009	Gray	2	None	18	Stranded	Non-plenum	Shield	CM, CL2	1000	Reel	20
12281009	Gray	3	None	18	Stranded	Non-plenum	Shield	CM, CL2	1000	Reel	27
12151009	Gray	4	None	18	Stranded	Non-plenum	Shield	CM, CL2	1000	Reel	32
12161009	Gray	6	None	18	Stranded	Non-plenum	Shield	CM, CL2	1000	Reel	45
12171009	Gray	8	None	18	Stranded	Non-plenum	Shield	CM, CL2	1000	Reel	59
31141012	Natural	2	None	18	Stranded	Plenum	Unshielded	C(UL), FT6, CMP, CL2P	1000	Reel	19
31261012	Natural	3	None	18	Stranded	Plenum	Unshielded	C(UL), FT6, CMP, CL2P	1000	Reel	26
31151012	Natural	4	None	18	Stranded	Plenum	Unshielded	C(UL), FT6, CMP, CL2P	1000	Reel	33
31161012	Natural	6	None	18	Stranded	Plenum	Unshielded	C(UL), FT6, CMP, CL2P	1000	Reel	47
31171012	Natural	8	None	18	Stranded	Plenum	Unshielded	C(UL), FT6, CMP, CL2P	1000	Reel	61
32141012	Natural	2	None	18	Stranded	Plenum	Shield	C(UL), FT6, CMP, CL2P	1000	Reel	23
32261012	Natural	3	None	18	Stranded	Plenum	Shield	C(UL), FT6, CMP, CL2P	1000	Reel	29
32151012	Natural	4	None	18	Stranded	Plenum	Shield	C(UL), FT6, CMP, CL2P	1000	Reel	33
32161012	Natural	6	None	18	Stranded	Plenum	Shield	C(UL), FT6, CMP, CL2P	1000	Reel	50
32171012	Natural	8	None	18	Stranded	Plenum	Shield	C(UL), FT6, CMP, CL2P	1000	Reel	61



# ELECTRICAL WIRING MATERIALS

## GENESIS COMMUNICATION AND CONTROL CABLE

### GENESIS WIRING

5

ELECTRICAL WIRING MATERIALS

#### ORDERING INFORMATION

Model Number	Jacket Color	Number of Conductors	Number of Pairs	AWG Size	Stranding	Plenum Rating	Shielding	Approvals	Standard Packaging	Package Type	Pounds per 1000 ft
<b>Stranded, Twisted Pair</b>											
12021009	Gray	2	1	22	Stranded	Non-plenum	Shield	CM, CL2	1000	Reel	13
12811009	Gray	4	2	22	Stranded	Non-plenum	Shield	CM, CL2	1000	Reel	21
12831009	Gray	6	3	22	Stranded	Non-plenum	Shield	CM, CL2	1000	Reel	27
32021009	Gray	2	1	22	Stranded	Plenum	Shield	C(UL), FT6, CMP, CL2P	1000	Reel	14
32811009	Gray	4	2	22	Stranded	Plenum	Shield	C(UL), FT6, CMP, CL2P	1000	Reel	24
32831009	Gray	6	3	22	Stranded	Plenum	Shield	C(UL), FT6, CMP, CL2P	1000	Reel	26
<b>Thermostat</b>											
47104801	White	2	None	18	solid	Non-plenum	Unshielded	CL2	500	Spool	16
47114801	White	3	None	18	solid	Non-plenum	Unshielded	CL2	250	Spool	22
47120301	White	4	None	18	solid	Non-plenum	Unshielded	CL2	250	Spool	27
47130301	White	5	None	18	solid	Non-plenum	Unshielded	CL2	250	Spool	33
47140301	White	6	None	18	solid	Non-plenum	Unshielded	CL2	250	Spool	38
47160301	White	8	None	18	solid	Non-plenum	Unshielded	CL2	250	Spool	50
47104807	Brown	2	None	18	solid	Non-plenum	Unshielded	CL2	500	Spool	16
47114807	Brown	3	None	18	solid	Non-plenum	Unshielded	CL2	500	Spool	22
47120307	Brown	4	None	18	solid	Non-plenum	Unshielded	CL2	250	Spool	27
47130307	Brown	5	None	18	solid	Non-plenum	Unshielded	CL2	250	Spool	33
47140307	Brown	6	None	18	solid	Non-plenum	Unshielded	CL2	250	Spool	38
47160307	Brown	8	None	18	solid	Non-plenum	Unshielded	CL2	250	Spool	50
47614812	Natural	3	None	18	solid	Non-plenum	Unshielded	CL2P	250	Spool	23
47630312	Natural	5	None	18	solid	Non-plenum	Unshielded	CL2P	250	Spool	35
47640312	Natural	6	None	18	solid	Non-plenum	Unshielded	CL2P	250	Spool	42
47660312	Natural	8	None	18	solid	Non-plenum	Unshielded	CL2P	250	Spool	54
<b>CAT5e Ethernet</b>											
50781106	Blue	8	4	24	solid	Non-plenum	Unshielded	FT4, CMR, CL2R	1000	Pull-box	21
50881106	Blue	8	4	24	solid	Plenum	Unshielded	FT4, CMP, CL2P	1000	Pull-box	27
<b>CAT6</b>											
50922106	Blue	8	4	23	solid	Non-plenum	Unshielded	FT4, CMR, CL2R	1000	Reel-in-a box	22
51022106	Blue	8	4	23	solid	Plenum	Unshielded	FT6, CMP, CL2P	1000	Reel-in-a box	25
<b>LonWorks</b>											
10621109	Gray	2	1	22	Stranded	Non-plenum	Unshielded	Level 4, CM, CL2	1000	Pull-box	18
32522101	White	2	1	22	Stranded	Plenum	Unshielded	Level 4, CM, CL2	1000	Reel-in-a box	13
32541101	White	2	1	22	Stranded	Non-plenum	Shielded	Level 4, CM, CL2	1000	Pull-box	21
<b>MS/TP</b>											
32511005	Green	2	1	22	Stranded	Plenum	Shield	CMP, CL2P	1000	Reel	21
33221003	Orange	2	1	18	Stranded	Plenum	Shield	CMP, CL2P	1000	Reel	56
<b>Other Temperature Controls</b>											
46522110 (Trane type)	Purple	2	1	18	Stranded	Plenum	Shield	CMP, CL2P	1000	Reel-in-a box	30
<b>Security</b>											
11011101	White	2	None	22	Solid	Non-plenum	Unshielded	CM, CL2	1000	Pull-box	8
11021101	White	2	None	22	Stranded	Non-plenum	Unshielded	CM, CL2	1000	Pull-box	9
11031101	White	4	None	22	Solid	Non-plenum	Unshielded	CM, CL2	1000	Pull-box	14
11041101	White	4	None	22	Stranded	Non-plenum	Unshielded	CM, CL2	1000	Pull-box	15
32951099	None	16	Combo	18/22	Stranded	Plenum	Unshielded	CMP	1000	Reel	115
<b>COAX</b>											
50031008	Black	RG6 60% Aluminum CATV				Non-plenum	Shielded	CATV, CL2	1000	Reel	31
50011008	Black	RG59 95% BC CCTV				Non-plenum	Shielded	CL2	1000	Reel	36
50131008	Black	RG59 95% Aluminum CCTV				Non-plenum	Shielded	CL2	1000	Reel	60

\*Minimum runs may apply.

\*\*Estimated weight.



### DESCRIPTION

The **HW-76B** is a tinned copper, PVC-insulated, stranded hook-up wire used for panel wiring of electric and electronic equipment. The extruded PVC insulation is flame and ozone resistant and inert to most chemicals, oils, and solvents.

### FEATURES

- Passes VW-1 vertical wire flame test
- Stranded, tinned copper conductor
- Easily molded for panel construction
- Excellent memory of molded position
- Easy to strip
- Available in various colors
- UL and non-UL available



### SPECIFICATIONS

<b>Voltage Rating</b>		<b>Nominal OD</b>	
Non-UL	1000 V	Non-UL	0.09" (0.229 cm)
UL	600 V	UL	0.122" (0.310 cm)
<b>Conductor</b>	Tinned Copper	<b>Operating Temperature</b>	
<b>Insulation</b>	PVC	Non-UL	176°F (80°C)
<b>Insulation Thickness</b>		UL	221°F (105°C)
Non-UL	0.016" (0.041 cm)	<b>Approvals</b>	UL File # E68175
UL	0.031" (0.079 cm)		

### ORDERING INFORMATION

Model	Color	Number Of Conductors	AWG Size	Plenum Rating	Shielding	Approvals	Standard Package	Weight
HW-76B-BK	Black	1	16	None	None	MIL-W-76B	500 Ft (152 M)	6 lb (2.7kg)
HW-76B-WT	White	1	16	None	None	MIL-W-76B	500 Ft (152 M)	6 lb (2.7kg)
HW-76B-RD	Red	1	16	None	None	MIL-W-76B	500 Ft (152 M)	6 lb (2.7kg)
HW-76B-Y	Yellow	1	16	None	None	MIL-W-76B	500 Ft (152 M)	6 lb (2.7kg)
HW-76B-GN	Green	1	16	None	None	MIL-W-76B	500 Ft (152 M)	6 lb (2.7kg)
HW-76B-BL	Blue	1	16	None	None	MIL-W-76B	500 Ft (152 M)	6 lb (2.7kg)
HW-76B-BN	Brown	1	16	None	None	MIL-W-76B	500 Ft (152 M)	6 lb (2.7kg)
HW-76B-PU	Purple	1	16	None	None	MIL-W-76B	500 Ft (152 M)	6 lb (2.7kg)
HW-76B-OR	Orange	1	16	None	None	MIL-W-76B	500 Ft (152 M)	6 lb (2.7kg)
HW-76B-UL-BK	Black	1	16	None	None	UL1015 CSA TEW	500 Ft (152 M)	7 lb (3.18 kg)
HW-76B-UL-WT	White	1	16	None	None	UL1015 CSA TEW	500 Ft (152 M)	7 lb (3.18 kg)
HW-76B-UL-RD	Red	1	16	None	None	UL1015 CSA TEW	500 Ft (152 M)	7 lb (3.18 kg)
HW-76B-UL-Y	Yellow	1	16	None	None	UL1015 CSA TEW	500 Ft (152 M)	7 lb (3.18 kg)
HW-76B-UL-GN	Green	1	16	None	None	UL1015 CSA TEW	500 Ft (152 M)	7 lb (3.18 kg)
HW-76B-UL-BL	Blue	1	16	None	None	UL1015 CSA TEW	500 Ft (152 M)	7 lb (3.18 kg)
HW-76B-UL-BN	Brown	1	16	None	None	UL1015 CSA TEW	500 Ft (152 M)	7 lb (3.18 kg)
HW-76B-UL-PU	Purple	1	16	None	None	UL1015 CSA TEW	500 Ft (152 M)	7 lb (3.18 kg)
HW-76B-UL-OR	Orange	1	16	None	None	UL1015 CSA TEW	500 Ft (152 M)	7 lb (3.18 kg)



# ELECTRICAL WIRING MATERIALS

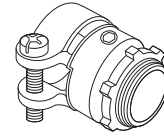
## FLEXIBLE CONDUIT FLEX SERIES

### DESCRIPTION

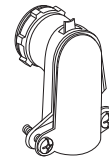
Kele offers a complete selection of 1/2" and 3/4" flexible conduit and fittings.



Flexible Steel Conduit



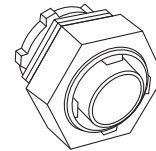
Flexible Steel Conduit Straight



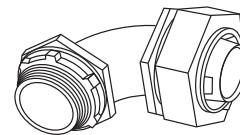
Flexible Steel Conduit 90°



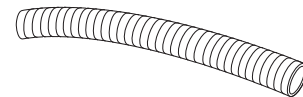
Liquid Tight Flexible Steel Conduit



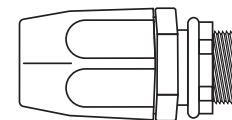
Steel Liquid Tight Straight



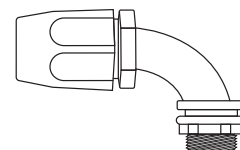
Steel Liquid Tight 90°



Non-Metallic Liquid Tight Flexible Conduit



Non-Metallic Liquid Tight Straight



Non-Metallic Liquid Tight 90°

### ORDERING INFORMATION

Model	Description	Unit Quantity
<b>FLEXIBLE STEEL CONDUIT</b>		
FLEX12	1/2" flexible steel conduit- 100 ft	1 roll
FLEX34	3/4" flexible steel conduit- 100 ft	1 roll
<b>FLEXIBLE STEEL CONDUIT STRAIGHT CONNECTOR</b>		
FLEXCN12	1/2" flexible steel conduit straight connector	1 piece
FLEXCN34	3/4" flexible steel conduit straight connector	1 piece
<b>FLEXIBLE STEEL CONDUIT 90° CONNECTOR</b>		
FLEXCN9012	1/2" flexible steel conduit 90° connector	1 piece
FLEXCN9034	3/4" flexible steel conduit 90° connector	1 piece
<b>LIQUID TIGHT FLEXIBLE STEEL CONDUIT</b>		
FLEXLT12	1/2" liquid tight flexible steel conduit- 100 ft	1 roll
FLEXLT34	3/4" liquid tight flexible steel conduit- 100 ft	1 roll
<b>STEEL LIQUID TIGHT STRAIGHT CONNECTOR</b>		
FLEXLTCN12	1/2" liquid tight straight connector	1 piece
FLEXLTCN34	3/4" liquid tight straight connector	1 piece
<b>STEEL LIQUID TIGHT 90° CONNECTOR</b>		
FLEXLT9012	1/2" liquid tight 90° connector	1 piece
FLEXLT9034	3/4" liquid tight 90° connector	1 piece
<b>NON-METALLIC LIQUID TIGHT FLEXIBLE CONDUIT</b>		
FLEXNM12	1/2" non-metallic liquid tight flexible conduit- 100 feet	1 roll
FLEXNM34	3/4" non-metallic liquid tight flexible conduit- 100 feet	1 roll
<b>NON-METALLIC STRAIGHT CONNECTOR</b> (Must be used with FLEXNM Non-Metallic Liquid Tight Flexible Conduit)		
FLEXNMCN12	1/2" non-metallic liquid tight straight connector	1 piece
FLEXNMCN34	3/4" non-metallic liquid tight straight connector	1 piece
<b>NON-METALLIC CONNECTOR</b> (Must be used with FLEXNM Non-Metallic Liquid Tight Flexible Conduit)		
FLEXNM9012	1/2" non-metallic liquid tight 90° connector	1 piece
FLEXNM9034	3/4" non-metallic liquid tight 90° connector	1 piece

5

ELECTRICAL WIRING MATERIALS

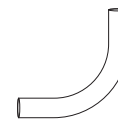


### DESCRIPTION

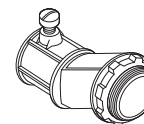
Kele offers a complete line of EMT fittings for 1/2" and 3/4".

### ORDERING INFORMATION

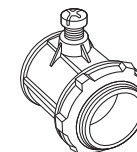
Model	Description	Unit Quantity
<b>EMT 90° ELBOW</b>		
EMTEL12	1/2" EMT 90° elbow	1 piece
EMTEL34	3/4" EMT 90° elbow	1 piece
<b>EMT OFFSET NIPPLE</b>		
EMTOFNP12	1/2" EMT offset nipple	1 piece
<b>EMT SET SCREW CONNECTOR</b>		
EMTSCN12	1/2" EMT set screw connector	1 piece
EMTSCN34	3/4" EMT set screw connector	1 piece
<b>EMT SET SCREW COUPLING</b>		
EMTSCU12	1/2" EMT set screw coupling	1 piece
EMTSCU34	3/4" EMT set screw coupling	1 piece
<b>EMT COMPRESSION CONNECTOR</b>		
EMTCCN12	1/2" EMT compression connector	1 piece
EMTCCN34	3/4" EMT compression connector	1 piece
<b>EMT COMPRESSION COUPLING</b>		
EMTCCU12	1/2" EMT compression coupling	1 piece
EMTCCU34	3/4" EMT compression coupling	1 piece
<b>EMT 90° COMPRESSION CONNECTOR</b>		
EMTCCN9012	1/2" 90° compression connector	1 piece
EMTCCN9034	3/4" 90° compression connector	1 piece
<b>EMT ONE-HOLE STRAP</b>		
EMT1STP12	1/2" EMT one-hole strap	1 piece
EMT1STP34	3/4" EMT one-hole strap	1 piece
<b>EMT TWO-HOLE STRAP</b>		
EMT2STP12	1/2" EMT two-hole strap	1 piece
EMT2STP34	3/4" EMT two-hole strap	1 piece
<b>EMT PULLING ELBOW</b>		
EMTPE12	1/2" EMT pulling elbow	1 piece
EMTPE34	3/4" EMT pulling elbow	1 piece



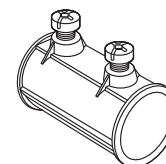
Elbow



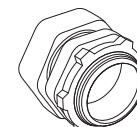
Offset Nipple



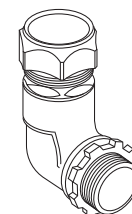
Set Screw Connector



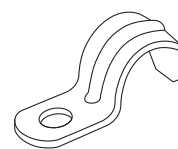
Set Screw Coupling



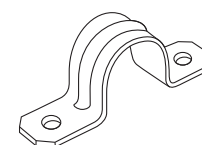
Compression Connector



90° Compression Connector



1-hole Strap



2-hole Strap



Pulling Elbow



# ELECTRICAL WIRING MATERIALS

## RIGID CONDUIT FITTINGS RIG SERIES

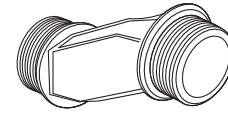
### DESCRIPTION

Kele offers a complete line of 1/2" and 3/4" rigid conduit fittings.

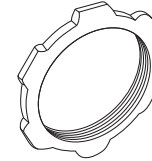


### ORDERING INFORMATION

Model	Description	Unit Quantity
<b>RIGID CONDUIT OFFSET</b>		
RIGOFF12	1/2" rigid conduit offset, threaded	1 piece
RIGOFF34	3/4" rigid conduit offset, threaded	1 piece
<b>RIGID CONDUIT LOCKNUT</b>		
RIGLOC12	1/2" rigid conduit locknut	1 piece
RIGLOC34	3/4" rigid conduit locknut	1 piece
<b>PLASTIC INSULATING BUSHING</b>		
RIGPBU12	1/2" plastic insulating bushing	1 piece
RIGPBU34	3/4" plastic insulating bushing	1 piece
<b>RIGID METAL BUSHING</b>		
RIGMBU12	1/2" metal bushing	1 piece
RIGMBU34	3/4" metal bushing	1 piece
<b>RIGID METAL BUSHING INSULATED</b>		
RIGMIBU12	1/2" metal bushing insulated	1 piece
RIGMIBU34	3/4" metal bushing insulated	1 piece
<b>REDUCING WASHER</b>		
RIGRW3412	3/4" to 1/2" reducing washer	1 piece
RIGRW134	1" to 3/4" reducing washer	1 piece
<b>RIGID ONE-HOLE STRAP</b>		
RIG1STP12	1/2" rigid one-hole strap	1 piece
RIG1STP34	3/4" rigid one-hole strap	1 piece
<b>RIGID TWO-HOLE STRAP</b>		
RIG2STP12	1/2" rigid two-hole strap	1 piece
RIG2STP34	3/4" rigid two-hole strap	1 piece
<b>RIGID PULLING ELBOW</b>		
RIGPE12	1/2" rigid pulling elbow	1 piece
RIGPE34	3/4" rigid pulling elbow	1 piece



Rigid Offset



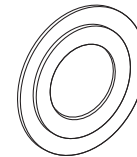
Locknut



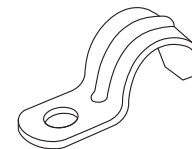
Bushing



Insulated Bushing



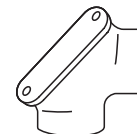
Reducing Washer



1-hole Strap



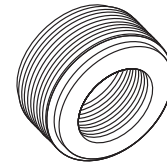
2-hole Strap



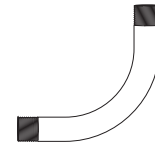
Pulling Elbow

5

ELECTRICAL WIRING MATERIALS



Reducing Bushing




Elbow



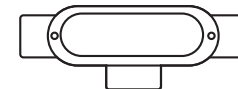
Conduit Coupling



Conduit Nipple



LB Conduit



T Conduit



Domed Cover



Cover Gasket

### ORDERING INFORMATION

Model	Description	Unit Quantity
<b>REDUCING BUSHING</b>		
RIGRB3412	3/4" x 1/2" reducing bushing	1 piece
RIGRB112	1" x 1/2" reducing bushing	1 piece
RIGRB134	1" x 3/4" reducing bushing	1 piece
<b>RIGID 90° ELBOW</b>		
RIG90EL12	1/2" rigid 90° elbow	1 piece
RIG90EL34	3/4" rigid 90° elbow	1 piece
<b>RIGID CONDUIT COUPLING</b>		
RIGC12	1/2" rigid conduit coupling	1 piece
RIGC34	3/4" rigid conduit coupling	1 piece
<b>RIGID CONDUIT NIPPLES</b>		
RIGN120	1/2" x close rigid conduit nipple	1 piece
RIGN123	1/2" x 3" rigid conduit nipple	1 piece
RIGN126	1/2 x 6" rigid conduit nipple	1 piece
RIGN340	3/4" close rigid conduit nipple	1 piece
RIGN343	3/4" x 3" rigid conduit nipple	1 piece
RIGN346	3/4" x 6" rigid conduit nipple	1 piece
<b>RIGID LB CONDUIT</b>		
RIGLB12	1/2" rigid LB conduit	1 piece
RIGLB34	3/4" rigid LB conduit	1 piece
<b>RIGID T CONDUIT</b>		
RIGT12	1/2" rigid T conduit	1 piece
RIGT34	3/4" rigid T conduit	1 piece
<b>RIGID CONDUIT DOMED COVER</b>		
RIGCOV12	1/2" conduit domed cover	1 piece
RIGCOV34	3/4" conduit domed cover	1 piece
<b>RIGID CONDUIT COVER GASKET</b>		
RIGG12	1/2" conduit cover gasket	1 piece
RIGG34	3/4" conduit cover gasket	1 piece

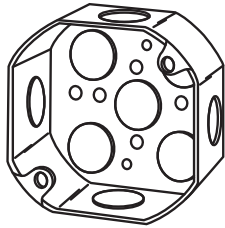


# ELECTRICAL WIRING MATERIALS

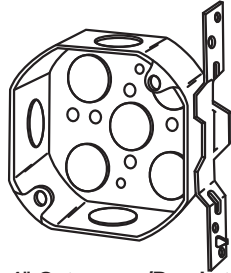
## OCTAGONAL BOXES 8BX SERIES

### DESCRIPTION

Kele offers a complete selection of 4" octagonal boxes.



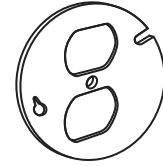
1-1/2" D Octagon



4" Octagon w/Bracket



Blank



Duplex



1/2" KO



Raised

### ORDERING INFORMATION


Model	Description	Unit Quantity
8BX11212	4" octagon steel box 1-1/2" deep, 1/2" KO	1 piece
8BX11234	4" octagon steel box 1-1/2" deep, 1/2" and 3/4" KO	1 piece
8BX112BK	4" octagon steel box with bracket 1-1/2" deep, 1/2" KO	1 piece
8BX21812	4" octagon steel box 2-1/8" deep, 1/2" KO	1 piece
8BX21834	4" octagon steel box 2-1/2" deep, 1/8" and 3/4" KO	1 piece
8BXCABL	4" octagon steel box blank cover	1 piece
8BXCVDU	4" octagon steel box cover duplex receptacle	1 piece
8BXCVKO	4" octagon steel box blank cover 1/2" KO	1 piece
8BXCORA	4" octagon steel box cover 1/2" raised with ears	1 piece

## SWITCH BOXES

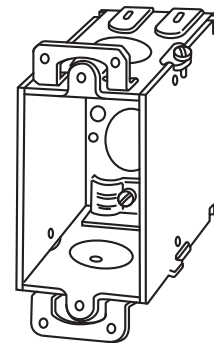
### SWBX SERIES

### DESCRIPTION

Kele offers a complete assortment of switch boxes.



Switch Box



Switch Box  
w/Cable Clamp

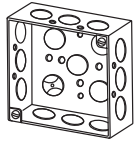
### ORDERING INFORMATION

Model	Description	Unit Quantity
SWBX	3" x 2" gangable switch box, 2 1/2" deep, 1/2" KO	1 piece
SWBX34	3" x 2" gangable switch box, 2 1/2" deep, 1/2" and 3/4" KO	1 piece
SWBXCBL	3" x 2" gangable switch box, 2 1/2" deep, nonmetallic sheathed cable clamp 1/2" KO	1 piece

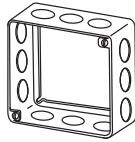


### DESCRIPTION

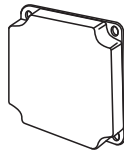
Kele offers a complete line of 4" square boxes.



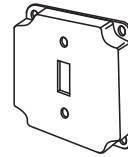
1-1/2" D Square Box



1-1/2" Extension Ring



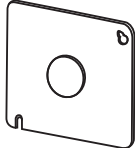
Raised Blank



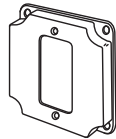
Raised Toggle



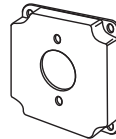
Flat Blank



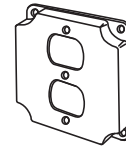
Flat 1/2" KO



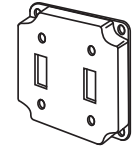
Raised GFCI



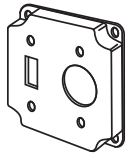
Raised Receptacle



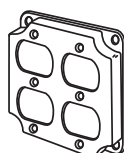
Raised Duplex



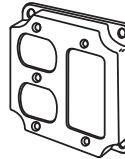
Raised 2 Toggles



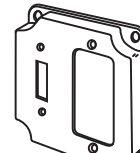
Raised 1 Toggle  
1 Receptacle



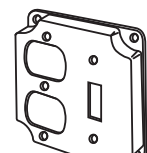
Raised 2 Duplex



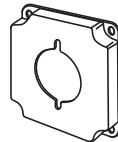
Raised 1 Duplex  
1 GFCI



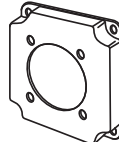
Raised 1 Toggle  
1 GFCI



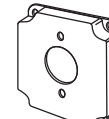
Raised 1 Duplex  
1 Toggle



Raised Receptacle  
2-9/16" Opening



Raised Receptacle  
2-1/2" Opening



Raised Receptacle  
1-19/32" Opening

### ORDERING INFORMATION

Model	Description	Unit Quantity
4BX11212	4" square steel box 1-1/2" deep, 1/2" KO	1 piece
4BX11234	4" square steel box 1-1/2" deep, 1/2" and 3/4" KO	1 piece
4BX112EX	4" square steel extension ring box 1-1/2" deep, 1/2" and 3/4" KO	1 piece
4BX21812	4" square steel box 2-1/8" deep, 1/2" KO	1 piece
4BX21834	4" square steel box 2-1/8" deep, 1/2" and 3/4" KO	1 piece
4BXC VFBL	4" square steel box cover, flat, 1/2" KO	1 piece
4BXC VFKO	4" square steel box cover, flat, 1/2" KO	1 piece
4BXC VRA2DUP	4" square steel box cover, flat, 1/2" raised, two duplex flush receptacles	1 piece
4BXC VRA2TG	4" square steel box cover, flat, 1/2" raised, two toggle switches	1 piece
4BXC VRABL	4" square steel box cover, flat, 1/2" raised, blank	1 piece
4BXC VRADU	4" square steel box cover, flat, 1/2" raised, one duplex flush receptacle	1 piece
4BXC VRADUGF	4" square steel box cover, flat, 1/2" raised, one duplex flush receptacle, one GFCI device	1 piece
4BXC VRAGF	4" square steel box cover, flat, 1/2" raised, one GFCI device	1 piece
4BXC VRASR	4" square steel box cover, flat, 1/2" raised, one single flush receptacle 1-13/32" deep	1 piece
4BXC VRASR1	4" square steel box cover, flat, 1/2" raised, one 30-50A single flush receptacle 2-9/64" dia.	1 piece
4BXC VRASR2	4" square steel box cover, flat, 1/2" raised, one single flush receptacle 2-1/2" dia.	1 piece
4BXC VRASR3	4" square steel box cover, flat, 1/2" raised, 20A twist-lock receptacle 1-19/32" dia.	1 piece
4BXC VRATG	4" square steel box cover, flat, 1/2" raised, one toggle switch	1 piece
4BXC VRATGDU	4" square steel box cover, flat, 1/2" raised, one toggle switch, one duplex flush receptacle	1 piece
4BXC VRATGGF	4" square steel box cover, flat, 1/2" raised, one toggle switch, one GFCI device	1 piece
4BXC VRATGSR	4" square steel box cover, flat, 1/2" raised, one toggle switch, one single flush receptacle	1 piece
4BXP LE112	4" square steel plenum box 1-1/2" deep, 1/2" and 3/4" KO	1 piece
4BXP LE218	4" square steel plenum box 2-1/8" deep, 1/2" and 3/4" KO	1 piece
4BXP LE CVBL	4" square steel blank plenum box cover, gasketed, captive screws	1 piece



# ELECTRICAL WIRING MATERIALS

## HANDY BOXES HBX SERIES

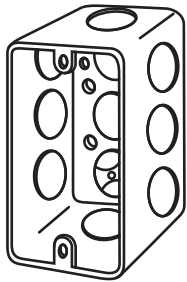
### DESCRIPTION

Kele offers a complete selection of handy boxes.




5

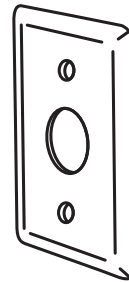
ELECTRICAL WIRING MATERIALS



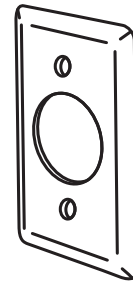
1-1/2" Deep Handy Box



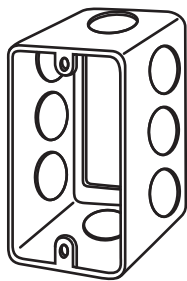
Blank



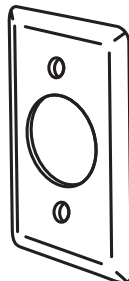
1/2" Knockout



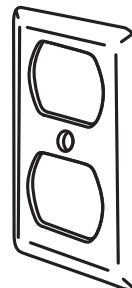
Receptacle  
1-19/32"




Handy Box Extension



Receptacle  
1-13/32"



Duplex  
Receptacle



One Toggle


### ORDERING INFORMATION

Model	Description	Unit Quantity
HBX112	1-1/2" deep steel handy box, 1/2" conduit	1 piece
HBX178	1-7/8" deep steel handy box, 1/2" conduit	1 piece
HBX17834	1-7/8" deep steel handy box, 3/4" conduit	1 piece
HBX218	2-1/8" deep steel handy box, 1/2" conduit	1 piece
HBX21834	2-1/8" deep steel handy box, 3/4" conduit	1 piece
HBX218EXT	2-1/8" x 4" steel handy box extension ring, 1-1/2" deep, 1/2" KO	1 piece
HBXCVBL	Handy box cover, blank	1 piece
HBXCVKO	Handy box cover, one 1/2" KO	1 piece
HBXCVSR	Handy box cover, single receptacle 1-19/32" KO	1 piece
HBXCVSR1	Handy box cover, single receptacle 1-13/32" KO	1 piece
HBXDU	Handy box cover, one duplex receptacle	1 piece
HBXTG	Handy box cover, one toggle switch	1 piece



### DESCRIPTION


Kele offers a complete selection of weatherproof boxes.



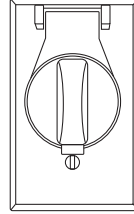
3 Hub



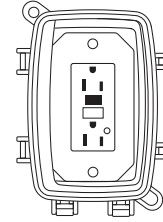
4 Hub




5 Hub



Single Receptacle/  
Switch




In Use



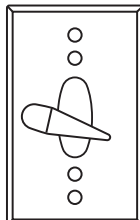
GFCI



Blank 2 Screw



Blank 4 Screw



Toggle Switch

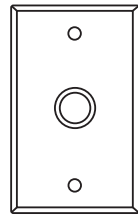
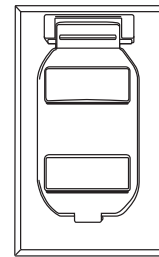
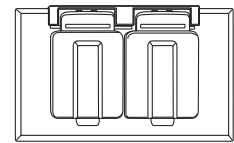


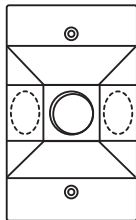
Photo Cell



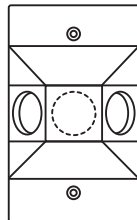
Vertical Duplex  
Receptacle



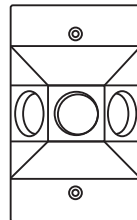
Horizontal Duplex  
Receptacle



Raised 1 Hub



Raised 2 Hub



Raised 3 Hub

### ORDERING INFORMATION

Model	Description	Unit Quantity
<b>WBX312</b>	One gang weatherproof outlet box with (3) 1/2" hubs	1 piece
<b>WBX334</b>	One gang weatherproof outlet box with (3) 3/4" hubs	1 piece
<b>WBX412</b>	One gang weatherproof outlet box with (4) 1/2" hubs	1 piece
<b>WBX434</b>	One gang weatherproof outlet box with (4) 3/4" hubs	1 piece
<b>WBX512</b>	One gang weatherproof outlet box with (5) 1/2" hubs	1 piece
<b>WBX534</b>	One gang weatherproof outlet box with (5) 3/4" hubs	1 piece
<b>WBXCV112HUB</b>	Plate with (1) 1/2" hub	1 piece
<b>WBXCV212HUB</b>	Plate with (2) 1/2" hub	1 piece
<b>WBXCV312HUB</b>	Plate with (3) 1/2" hub	1 piece
<b>WBXCVBL2</b>	Blank plate with two screws	1 piece
<b>WBXCVBL4</b>	Blank plate with four screws	1 piece
<b>WBXCVGF</b>	GFCI self-closing cover	1 piece
<b>WBXCVIU</b>	IN-use cover, 2 1/4" deep. Polycarbonate	1 piece
<b>WBXCVPHO</b>	Photo cell plate (120 VAC, 300W photo cell included)	1 piece
<b>WBXCVSR</b>	Single receptacle/ switch, self-closing cover	1 piece
<b>WBXCVTG</b>	Toggle switch plate (switch not included)	1 piece
<b>WBXCVVDU</b>	Vertical duplex receptacle/ switch, self-closing cover	1 piece
<b>WBXCVHDU</b>	Horizontal duplex receptacle/ switch, self-closing cover	1 piece



# ELECTRICAL WIRING MATERIALS

## CABLE HANGERS AND SEALS

**CH, CAT, 4BRT, BC, EWK SERIES**

### DESCRIPTION

The **CAT Series** "J" hooks and **Model 4BRT** bridle rings make a cumbersome job easy. Each hook or ring can be attached using a beam clamp. The **EWK Series** is a sturdy, easy to use Knockout Seal.

### FEATURES

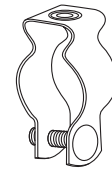
- Assorted sizes
- Easy mounting
- Hammer-on clips
- Clamp-type clips

5

ELECTRICAL WIRING MATERIALS

### ORDERING INFORMATION

Model	Description	Package Quantity
<b>CONDUIT HANGER</b>		
CH-050-B	Hanger for 1/2" conduit	50 piece
CH-100-B	Hanger for 3/4" conduit	100 piece
<b>CABLECAT™ LOOPS</b>		
CAT 12	CableCat™ 3/4" loop, supports 16 four-pair UTP or two-strand fiber optic cable	50 piece
CAT21	CableCat™ 1-5/16" loop, supports 50 four-pair UTP or two-strand fiber optic cable	80 piece
CAT32	CableCat™ 2" loop, supports 80 four-pair UTP or two-strand fiber optic cable	60 piece
CAT64	CableCat™ 4" loop, supports 300 four-pair UTP or two-strand fiber optic cable	25 piece
CAT21-4Z34	CableCat™ CAT21 with 4Z34 multifunction drop-wire clip	40 piece
CAT32-4Z34	CableCat™ CAT32 with 4Z34 multifunction drop-wire clip	40 piece
4Z34	CableCat™ multifunction drop-wire clip	100 piece
<b>THREADED BRIDLE RING [For use with Beam Clamp BC , BC-200]</b>		
4BRT20	1/4"-20 threaded 1-1/4" (3.2 cm) bridle ring	100 piece
4BRT32	1/4"-20 threaded 2" (5.1 cm) bridle ring	100 piece
4BRT64	1/4"-20 threaded 4" (10.2 cm) bridle ring	50 piece
<b>BEAM CLAMP</b>		
BC	Beam Clamp up through 1/2" flanges, accepts 1/4" threaded rod	100 piece
BC-200	Beam Clamp up through 5/8" flanges, accepts 1/4" threaded rod	50 piece
<b>KNOCK OUT (KO) SEALS</b>		
EWKO12	1/2" KO Seal	1 piece
EWKO34	3/4" KO Seal	1 piece



Conduit Hanger



CAT12



CAT1-4Z34



4Z34



4BRT20



BC



BC200



EWKO12, EWKO34

# ELECTRICAL WIRING MATERIALS

## COMPRESSION TERMINALS AND SPLICES COMPRESSION TERMINALS AND SPLICES



### DESCRIPTION

Compression terminals and splices are used for connecting, securing, and terminating all types of electrical wiring applications. Each terminal is an assembly of a bare terminal fitted with a funneled copper gripping sleeve and a tightly fitted insulation sleeve made of nylon.

### FEATURES

- Premium-grade, nylon-insulated terminals
- Excellent quality, reliability, and performance
- Low cost
- UL File# E76766

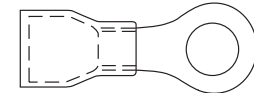


### ORDERING INFORMATION

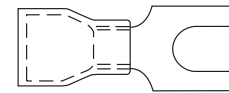
Model	Wire Size	Stud	Width	Color	Package Qty
<b>RINGS</b>					
NR2218-8N	22-18	#8-0.178"	0.268 (0.68)	Red	100
NR1614-8N	16-14	#8-0.178"	0.26 (0.66)	Blue	100
NR1412-8N	14-12	#8-0.178"	.0315 (.80)	Yellow	100
<b>BLOCK SPADES</b>					
NBS2218-4	22-18	#4-0.119"	0.228 (0.58)	Red	100
NBS2218-8N	22-18	#8-0.178"	0.276 (0.70)	Red	100
NBS1614-4	16-14	#4-0.119"	0.232 (0.59)	Blue	100
NBS1412-8	14-12	#8-0.178"	0.315 (0.80)	Yellow	100

Model	Wire Size	Mating Tab	Color	Package Qty
<b>FEMALE DISCONNECTS</b>				
NFD2218-110	22-18	0.020 x 0.110 (0.05 x 0.28)	Red	100
NFD2218-187	22-18	0.020 x 0.187 (0.05 x 0.47)	Red	100
NFD2218-250	22-18	0.032 x 0.250 (0.05 x 0.64)	Red	100
NFD1614-110	16-14	0.020 x 0.110 (0.05 x 0.28)	Blue	100
NFD1614-187	16-14	0.020 x 0.187 (0.05 x 0.47)	Blue	100
NFD1614-250	16-14	0.032 x 0.250 (0.05 x 0.64)	Blue	100
NFD1412-250	14-12	0.032 x 0.250 (0.05 x 0.64)	Yellow	100
NFD1210-250	12-10	0.032 x 0.250 (0.05 x 0.64)	Yellow	100
<b>PIGGYBACK DISCONNECTS</b>				
NPBFD2218-250	22-18	0.032 x 0.250 (0.05 x 0.64)	Red	50
NPBFD1614-250	16-14	0.032 x 0.250 (0.05 x 0.64)	Blue	50
NPBFD1210-250	12-10	0.032 x 0.250 (0.05 x 0.64)	Yellow	50
<b>FULLY INSULATED FEMALE DISCONNECTS</b>				
FIFD1614-187	22-18	0.020 x 0.187 (0.05 x 0.47)	Red	50
FIFD1614-250	22-18	0.032 x 0.250 (0.05 x 0.64)	Red	50
FIFD2218-187	16-14	0.020 x 0.187 (0.05 x 0.47)	Blue	50
FIFD2218-250	16-14	0.032 x 0.250 (0.05 x 0.64)	Blue	50

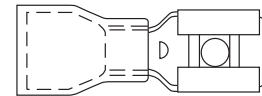
<b>BUTT SPLICES</b>			
Model	Wire Size	Color	Package Qty
NBS-2218	2218	Red	50
NBS-1614	16-14	Blue	50
NBS-1210	12-10	Yellow	50



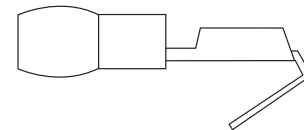
Ring



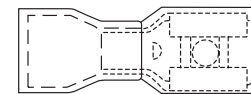
Block Spade



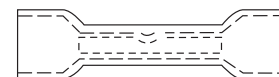
Female Disconnect



Piggyback Disconnect



Fully Insulated Female Disconnect



Butt Splice



# ELECTRICAL WIRING MATERIALS

## COMPACT SPlicing CONNECTORS 222 SERIES LEVER NUTS

### DESCRIPTION

Compact Splicing Connectors for 2, 3, and 5 conductors.

### FEATURES

- For all connections requiring:
- Stranded/ solid wires
- Wide range of wire sizes
- Combination of different wire sizes in one connector
- Small space consumption
- Built-in test point
- Protection against electrical shock, touch safe
- Low installed cost and safe operation
- Maintenance free connection
- Resusable connector



222-412



222-413



222-415



### SPECIFICATIONS

<b>Voltage Rating</b>	600 V (1000 V signs and fixtures)
<b>Current Rating</b>	20 A maximum
<b>Wire Size</b>	28- 12 AWG
<b>Number Of Conductors</b>	2, 3, 5
<b>Operating Temperature</b>	221°F (105 °C) maximum
<b>Strip Length</b>	Strip to 0.37" (9-10 mm)

### Dimensions

<b>222-412</b>	0.81" x 0.49" x 0.57" (2.05 x 1.24 x 1.45 cm)
<b>222-413</b>	0.81" x 0.67" x 0.57" (2.05 x 1.7 x 1.45 cm)
<b>222-415</b>	0.81" x 1.05" x 0.57" (2.05 x 2.66 x 1.45 cm)


### Additional Specifications

Approved for grounding and bonding  
UL Listed ENEC, PSE, ABS


### Approvals

### INSTALLATION


#### Step 1. Strip wire.



#### Step 2. Push up lever.



#### Step 3. Insert conductor and push down lever.



Integrated test port allows for easy testing of connection integrity.

### ORDERING INFORMATION

Model	Number Of Conductors	Description
222-412	2	2 - conductor connector 50 pc box
222-413	3	3 - conductor connector 50 pc box
222-415	5	5 - conductor connector 40 pc box
222-412J	2	2 - conductor connector 350 pc jar
222-413J	3	3 - conductor connector 250 pc jar
222-415J	5	5 - conductor connector 150 pc jar

### ACCESSORIES

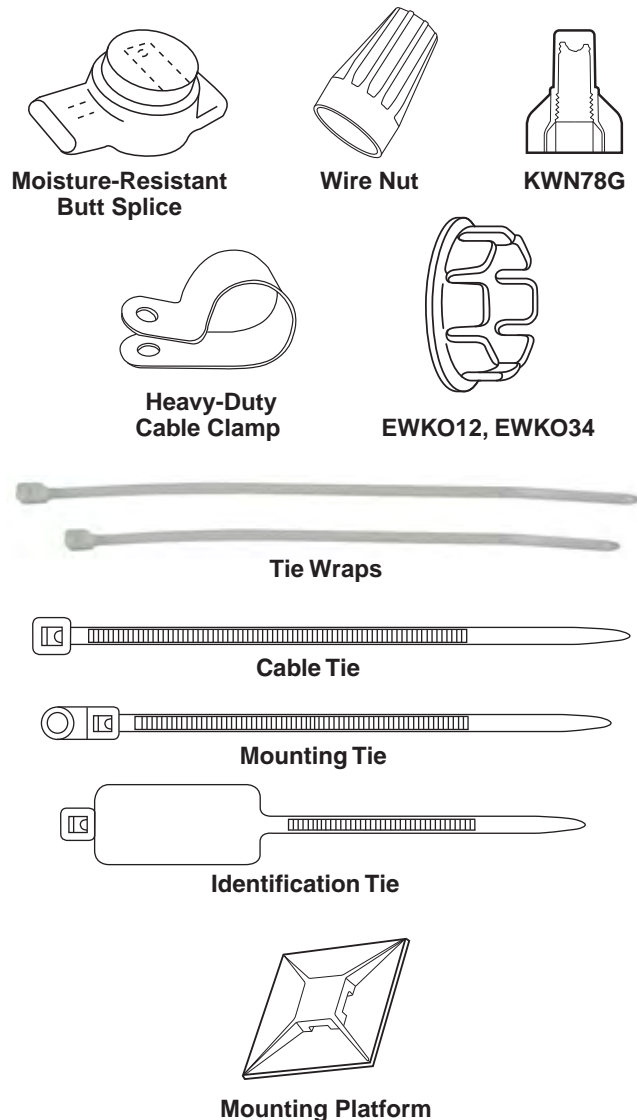
**206-124** Wire cutting and stripping tool (34-8 AWG)



## WIRE NUTS, TIES, ACCESSORIES WIRE NUTS, TIES, ACCESSORIES

### DESCRIPTION

These miscellaneous electrical products are used for supporting and connecting conductors.



### ORDERING INFORMATION

#### MOISTURE-RESISTANT BUTT SPLICES

Model	Wire Size
UR	19-26

#### WIRE NUTS

Model	Wire Size	I.D.	Color	Volts
KWN72B	22-14	0.188	Blue	300
KWN73O	22-14	0.203	Orange	600
KWN74Y	18-12	0.235	Yellow	600
KWN76R	18-10	0.328	Red	600
KWN78G	14-8	0.453	Gray	600

#### HEAVY-DUTY CABLE CLAMPS

Model	Size	Width	Thickness	Hole Diameter
CC0625N	5/8"	1/2" (1.27 cm)	0.060" (0.15 cm)	0.203" (0.52 cm)
CC0750N	3/4"	1/2" (1.27 cm)	0.060" (0.15 cm)	0.203" (0.52 cm)
CC08750N	7/8"	1/2" (1.27 cm)	0.060" (0.15 cm)	0.203" (0.52 cm)
CC1N	1"	1/2" (1.27 cm)	0.060" (0.15 cm)	0.203" (0.52 cm)
CC1250N	1-1/4"	1/2" (1.27 cm)	0.060" (0.15 cm)	0.203" (0.52 cm)
CC1250N	1-1/2"	1/2" (1.27 cm)	0.060" (0.15 cm)	0.203" (0.52 cm)

#### KO SEALS

Model	Description	Unit Quantity
EWKO12	1/2" KO Seal	1 piece
EWKO34	3/4" KO Seal	1 piece

Model	Length	Width	Type	Thickness	Unit Quantity
<b>CABLE TIES</b>					
K400CT	4.0" (10.16 cm)	0.10" (0.25 cm)	Miniature		100/ pkg.
K750CT	7.5" (19.05 cm)	0.19" (0.48 cm)	Standard		100/ pkg.
K750PCT	7.5" (19.05 cm)	0.19" (0.48 cm)	Plenum		100/ pkg.
K1970CT	19.7" (50.04 cm)	0.19" (0.48 cm)	Standard		100/ pkg.
K1400PCT	14.5" (35.56 cm)	0.19" (0.48 cm)	Plenum		100/ pkg.
<b>MOUNTING TIES</b>					
KMT650-8	6.5" (16.51 cm)	.14" (0.36 cm)	Stud #8-0.178"		50/ pkg.
KMT800-10	8.0" (20.32 cm)	0.19" (0.48 cm)	Stud #10-0.198"		50/ pkg.
<b>IDENTIFICATION TIES</b>					
IDT400	4.0" (10.16 cm)	0.10" (0.25 cm)	Write-On		50/ pkg.
IDT750	7.5" (19.05 cm)	0.19" (0.48 cm)	Write-On		50/ pkg.
<b>MOUNTING PLATFORMS</b>					
MP7575	0.75" (1.91 cm)	0.75" (1.91 cm)	4- way miniature	3/16" (0.48 cm)	50/ pkg.
MP1111	1.1" (2.79 cm)	1.1" (2.79 cm)	4- way standard	5/16" (0.79 cm)	50/ pkg.



# ELECTRICAL WIRING MATERIALS

## TAPES

### TEMFLEX 1700 BLACK VINYL ELECTRICAL TAPE

#### DESCRIPTION

3M's **Temflex™ 1700 Black Vinyl Electrical Tape** is an economical, flexible, general purpose tape.

#### FEATURES

- *General purpose vinyl electrical tape*
- *Temperated rated to 176°F (80°C)*
- *Thickness 7 mils*
- *UL File# E129200*



Temflex 1700



#### ORDERING INFORMATION

MODEL	DESCRIPTION
1700	3/4" x 66' (1.9 cm x 20.1m)

5

ELECTRICAL WIRING MATERIALS

## TAPES

### 35 VINYL COLOR-CODING TAPES

#### DESCRIPTION

3M's **35 Vinyl Color-Coding Tape** is available in nine fade-resistant colors, is super stretchy and conformable, and has excellent insulating properties.

#### FEATURES

- *Premium grade vinyl electrical insulating tape in nine fade resistant colors*
- *Provides excellent mechanical and electrical insulation*
- *Resists UV rays, abrasion, corrosion, alkalis, and acids*
- *Wraps smoothly and holds tight in temperatures to 220°F (105°C)*
- *Thickness 7 mils*
- *UL File# E129200*



35



#### ORDERING INFORMATION

##### ORDERING INFORMATION

Model	Color	Dimensions	Standard Package
35-BLUE	Blue	3/4" x 66' (1.9 cm x 20.1m)	1 roll
35-BROWN	Brown	3/4" x 66' (1.9 cm x 20.1m)	1 roll
35-GRAY	Gray	3/4" x 66' (1.9 cm x 20.1m)	1 roll
35-GREEN	Green	3/4" x 66' (1.9 cm x 20.1m)	1 roll
35-ORANGE	Orange	3/4" x 66' (1.9 cm x 20.1m)	1 roll
35-RED	Red	3/4" x 66' (1.9 cm x 20.1m)	1 roll
35-VIOLET	Violet	3/4" x 66' (1.9 cm x 20.1m)	1 roll
35-WHITE	White	3/4" x 66' (1.9 cm x 20.1m)	1 roll
35-YELLOW	Yellow	3/4" x 66' (1.9 cm x 20.1m)	1 roll



## WIRE MARKERS

### 3M SCOTCHCODE TAPE DISPENSER STD



STD

### DESCRIPTION

The **ScotchCode Tape Dispenser STD** is a compact, carryalong dispenser with ten refillable compartments that hold eight-foot rolls of non-smear polyester tape. Used for marking binder groups, wire or cable, the tapes' high tack, acrylic adhesive resists solvents, oil and water, and adheres firmly to insulation surfaces. An end-loop hooks the dispenser easily to a tool pouch or belt.

### ORDERING INFORMATION

Model	Description	Standard Package
SDR-0	Number refill "0"	1 roll
SDR-1	Number refill "1"	1 roll
SDR-2	Number refill "2"	1 roll
SDR-3	Number refill "3"	1 roll
SDR-4	Number refill "4"	1 roll
SDR-5	Number refill "5"	1 roll
SDR-6	Number refill "6"	1 roll
SDR-7	Number refill "7"	1 roll
SDR-8	Number refill "8"	1 roll
SDR-9	Number refill "9"	1 roll
SDR-BK	Black color refill	1 roll
SDR-BL	Blue color refill	1 roll
SDR-BN	Brown color refill	1 roll
SDR-GN	Green color refill	1 roll
SDR-GY	Grey color refill	1 roll
SDR-OR	Orange color refill	1 roll
SDR-RD	Red color refill	1 roll
SDR-VL	Violet color refill	1 roll
SDR-WH	White color refill	1 roll
SDR-YL	Yellow color refill	1 roll
STD-0-9X	Dispenser filled with 10 rolls of numbered tape (one each of 0-9)	1 dispenser
STD-CX	Dispenser filled with 10 rolls of colored tape (one each of black, blue, brown, green, gray, orange, red, violet, white and yellow)	1 dispenser

5

ELECTRICAL WIRING MATERIALS

## WIRE MARKERS

### 3M SCOTCHCODE WRITE ON DISPENSERS

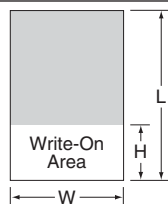


SWD

### DESCRIPTION

This self-laminating, write-on marker dispenser is handy for identifying wire and cable. It is easy to use, refillable, and comes with an SMP permanent marking pen.

### DIMENSIONS



### SPECIFICATIONS AND ORDERING INFORMATION

MODEL	DESCRIPTION	LABELS PER ROLL	WRITE-ON AREA		MARKER SIZE		RECOMMENDED WIRE O.D.	STANDARD PACKAGE
			W	H	W	L		
SWD	Regular dispenser with tape and SMP pen	250	0.75" (1.9 cm)	0.312" (0.8 cm)	0.75" (1.9 cm)	1.375" (3.5 cm)	0.09-0.31" (0.23-0.78 cm)	1 card
SWD-R	Refill roll for SWD	250	0.75" (1.9 cm)	0.312" (0.8 cm)	0.75" (1.9 cm)	1.375" (3.5 cm)	0.09-0.31" (0.23-0.78 cm)	1 card



# ELECTRICAL WIRING MATERIALS

## TAPES

### TARTAN 3939 DUCT TAPE

#### DESCRIPTION

3M's **Tartan 3939 Duct Tape** is a general purpose, silver duct tape with good adhesion and strong backing.

#### FEATURES

- Seals HVAC ducts
- General-purpose, silver, laminated-cloth duct tape
- Temperature rated to 150 °F (65°C)
- 9.8 mils thick



5

ELECTRICAL WIRING MATERIALS

#### ORDERING INFORMATION

Model	Dimensions	Standard Package
3939	2" x 180' (5.1 cm x 54.8 m)	1 roll

## TAPES

### SUPER 33 AND 88 BLACK VINYL ELECTRICAL TAPE

#### DESCRIPTION

3M's **Super 33 and 88 Black Vinyl Tapes** is all heavy duty and for all weather use. It also resists UV rays, abrasion, corrosion, alkalis and acids, and is flame retardant.

#### FEATURES

- Useable in cold weather applications to 0°F (-18°C) and high temperature environments up to 220°F (105°C)
- UL File# E129200, CSA certified
- Aggressive adhesive and elastic backing conforms to irregular surfaces for moisture-tight protection.



#### ORDERING INFORMATION

Model	Dimensions	Thickness	Standard Package
SUPER 33	3/4" x 66' (1.9 cm x 20.1 m)	7 mils	1 roll
SUPER 88	3/4" x 66' (1.9 cm x 20.1 m)	8.5 mils	1 roll

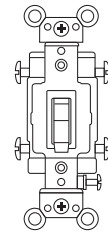


### DESCRIPTION

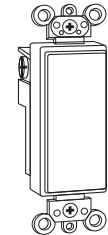
Kele offers a complete selection of switches and receptacles.

### ORDERING INFORMATION

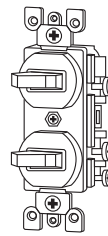
TOGGLE SWITCHES WITH GROUND		
Model	Description	Unit Quantity
<b>Ivory</b>		
<b>S1T15I</b>	Single pole toggle switch, 15A 120-277 VAC, ivory	1 piece
<b>S1T20I</b>	Single pole toggle switch, 20A 120-277 VAC, ivory	1 piece
<b>S3T15I</b>	Three way toggle switch, 15A 120-277 VAC, ivory	1 piece
<b>S3T20I</b>	Three way toggle switch, 20A 120-277 VAC, ivory	1 piece
<b>White</b>		
<b>S1T15W</b>	Single pole toggle switch, 15A 120-277 VAC, white	1 piece
<b>S1T20W</b>	Single pole toggle switch, 20A 120-277 VAC, white	1 piece
<b>S3T15W</b>	Three way toggle switch, 15A 120-277 VAC, white	1 piece
<b>S3T20W</b>	Three way toggle switch, 20A 120-277 VAC, white	1 piece
<b>Ivory Decorator</b>		
<b>SD1T15I</b>	Decorator single pole toggle switch, 15A 120-277 VAC, ivory	1 piece
<b>SD1T20I</b>	Decorator single pole toggle switch, 20A 120-277 VAC, ivory	1 piece
<b>SD3T15I</b>	Decorator three way toggle switch, 15A 120-277 VAC, ivory	1 piece
<b>SD3T20I</b>	Decorator three way toggle switch, 20A 120-277 VAC, ivory	1 piece
<b>White Decorator</b>		
<b>SD1T15W</b>	Decorator single pole toggle switch, 15A 120-277 VAC, white	1 piece
<b>SD1T20W</b>	Decorator single pole toggle switch, 20A 120-277 VAC, white	1 piece
<b>SD3T15W</b>	Decorator three way toggle switch, 15A 120-277 VAC, white	1 piece
<b>SD3T20W</b>	Decorator three way toggle switch, 20A 120-277 VAC, white	1 piece
COMBO UNITS		
Model	Description	Unit Quantity
<b>Ivory</b>		
<b>SR15I</b>	Duplex style toggle switch & receptacle, 15A 120 VAC, ivory	1 piece
<b>S215I</b>	Duplex style dual toggle switch, 15A 120 VAC, ivory	1 piece
<b>SP15I</b>	Duplex style toggle switch & pilot light, 15A 120 VAC, ivory	1 piece
<b>SD215I</b>	Decorator style dual toggle switch, 15A 120 VAC, ivory	1 piece
<b>White</b>		
<b>SR15W</b>	Duplex style toggle switch & receptacle, 15A 120 VAC, white	1 piece
<b>S215W</b>	Duplex style dual toggle switch, 15A 120 VAC, white	1 piece
<b>SP15W</b>	Duplex style toggle switch & pilot light, 15A 120 VAC, white	1 piece
<b>SD215W</b>	Decorator style dual toggle switch, 15A 120 VAC, white	1 piece



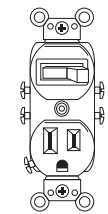
Toggle Switch



Decorator Toggle



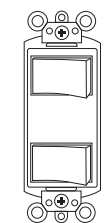
Dual Toggle



Toggle with Switch



Toggle with Pilot



Dual Decorator Toggle

5

ELECTRICAL WIRING MATERIALS



# ELECTRICAL WIRING MATERIALS

## SWITCHES AND RECEPTACLES

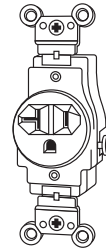
### S AND R SERIES

5

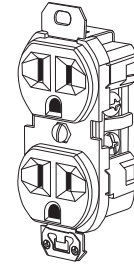
ELECTRICAL WIRING MATERIALS

#### ORDERING INFORMATION

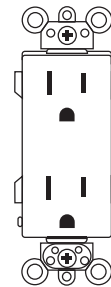
RECEPTACLES		
Model	Description	Unit Quantity
<b>Single Receptacle</b>		
R15I	Single receptacle, 15A 125 VAC, 1.37" diameter, ivory	1 piece
R20I	Single receptacle, 20A 125 VAC, 1.37" diameter, ivory	1 piece
R15W	Single receptacle, 15A 125 VAC, 1.37" diameter, white	1 piece
R20W	Single receptacle, 20A 125 VAC, 1.37" diameter, white	1 piece
<b>Duplex Receptacle</b>		
RD15I	Duplex receptacle, 15A 125 VAC, ivory	1 piece
RD20I	Duplex receptacle, 20A 125 VAC, ivory	1 piece
RD15W	Duplex receptacle, 15A 125 VAC, white	1 piece
RD20W	Duplex receptacle, 20A 125 VAC, white	1 piece
<b>Decorator Duplex Receptacle</b>		
RDD15I	Decorator duplex receptacle, 15A 125 VAC, ivory	1 piece
RDD20I	Decorator duplex receptacle, 20A 125 VAC, ivory	1 piece
RDD15W	Decorator duplex receptacle, 15A 125 VAC, white	1 piece
RDD20W	Decorator duplex receptacle, 20A 125 VAC, white	1 piece
<b>GFCI DUPLEX RECEPTACLE</b>		
Model	Description	Unit Quantity
RGFI15I	Duplex receptacle GFCI protected, 15A 125 VAC, ivory	1 piece
RGFI20I	Duplex receptacle GFCI protected, 20A 125 VAC, ivory	1 piece
RGFI15W	Duplex receptacle GFCI protected, 15A 125 VAC, white	1 piece
RGFI20W	Duplex receptacle GFCI protected, 20A 125 VAC, white	1 piece
<b>WALLPLATES (STANDARD SIZE)</b>		
Model	Description	Unit Quantity
<b>Toggle</b>		
COV1TI	1 gang toggle wallplate ivory thermoplastic	1 piece
COV2TI	2 gang toggle wallplate ivory thermoplastic	1 piece
COV3TI	3 gang toggle wallplate ivory thermoplastic	1 piece
COV1TW	1 gang toggle wallplate white thermoplastic	1 piece
COV2TW	2 gang toggle wallplate white thermoplastic	1 piece
COV3TW	3 gang toggle wallplate white thermoplastic	1 piece
COV1TSS	1 gang toggle wallplate stainless steel	1 piece
COV2TSS	2 gang toggle wallplate stainless steel	1 piece
COV3TSS	3 gang toggle wallplate stainless steel	1 piece
<b>Single Receptacle</b>		
COVRI	1 gang single receptacle wallplate ivory thermoplastic	1 piece
COVRW	1 gang single receptacle wallplate white thermoplastic	1 piece
COVRSS	1 gang single receptacle wallplate stainless steel	1 piece




Single Receptacle



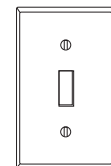
Duplex Receptacle



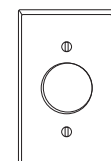
Decorator Duplex



GFCI



Toggle

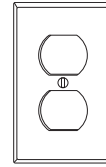


Single Receptacle



### ORDERING INFORMATION

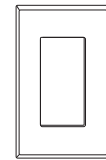
WALLPLATES (STANDARD SIZE) (continued)		
Model	Description	Unit Quantity
<b>Duplex Receptacle</b>		
COV1RDI	1 gang duplex receptacle wallplate, ivory	1 piece
COV2RDI	2 gang duplex receptacle wallplate, ivory	1 piece
COV1RDW	1 gang duplex receptacle wallplate, white	1 piece
COV2RDW	2 gang duplex receptacle wallplate, white	1 piece
COV1RDSS	1 gang duplex receptacle wallplate, stainless steel	1 piece
COV2RDSS	2 gang duplex receptacle wallplate, stainless steel	1 piece
<b>Blank</b>		
COV1BI	1 gang blank wallplate ivory thermoplastic	1 piece
COV2BI	2 gang blank wallplate ivory thermoplastic	1 piece
COV1BW	1 gang blank wallplate white thermoplastic	1 piece
COV2BW	2 gang blank wallplate white thermoplastic	1 piece
COV1BSS	1 gang blank wallplate stainless steel	1 piece
COV2BSS	2 gang blank wallplate stainless steel	1 piece
<b>Decorator</b>		
COV1DI	1 gang decorator wallplate ivory	1 piece
COV2DI	2 gang decorator wallplate ivory	1 piece
COV1DW	1 gang decorator wallplate white	1 piece
COV2DW	2 gang decorator wallplate white	1 piece
<b>RJ-45 Wall Jack</b>		
COV1RJ45I	1 gang wall jack, 1 RJ-45 opening, ivory	1 piece
COV12RJ45I	1 gang wall jack, 2 RJ-45 openings, ivory	1 piece
COV1RJ45W	1 gang wall jack, 1 RJ-45 opening, white	1 piece
COV12RJ45W	1 gang wall jack, 2 RJ-45 openings, white	1 piece
<b>Telephone / Cable</b>		
COV1TCI	1 gang telephone/cable 1 opening, ivory	1 piece
COV1TCW	1 gang telephone/cable 1 opening, white	1 piece
COV1TCSS	1 gang telephone/cable 1 opening, stainless steel	1 piece
<b>Combination</b>		
COV2TRI	2 gang combination, 1 toggle, 1 duplex receptacle, ivory	1 piece
COV2TRSS	2 gang combination, 1 toggle, 1 duplex receptacle, stainless steel	1 piece
COV2TRW	2 gang combination, 1 toggle, 1 duplex receptacle, white	1 piece



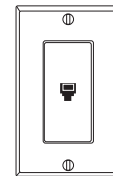
Duplex Opening



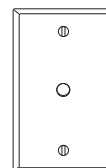
Blank



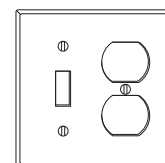
Decorator



RJ-45



Telephone/Cable



Combo




# ELECTRICAL WIRING MATERIALS

## TWIST-LOCK PLUGS, CONNECTORS AND RECEPTACLES

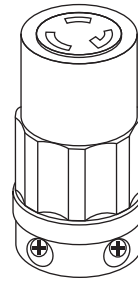
### TL SERIES

#### DESCRIPTION

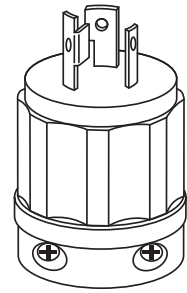
Kele offers a complete selection of twist-lock plugs, connectors and receptacles. UL file # E13393



Connector



Receptacle



Plug



5

ELECTRICAL WIRING MATERIALS

#### ORDERING INFORMATION

Connector	Connector NEMA Rating	Receptacle	Receptacle NEMA Rating	Plug	Plug NEMA Rating	Description	Unit Quantity
TLC2P20A3W125	L5-20R	TLR2P20A3W125	L5-20R	TLP2P20A3W125	L5-20P	20 amp, 2-pole, 3-wire grounding, 125V	1 piece
TLC2P20A3W250	L6-20R	TLR2P20A3W250	L6-20R	TLP2P20A3W250	L6-20P	20 amp, 2-pole, 3-wire grounding, 250V	1 piece
TLC2P20A3W277	L7-20R	TLR2P20A3W277	L7-20R	TLP2P20A3W277	L7-20P	20 amp, 2-pole, 3-wire grounding, 277V	1 piece
TLC2P20A3W480	L8-20R	TLR2P20A3W480	L8-20R	TLP2P20A3W480	L8-20P	20 amp, 2-pole, 3-wire grounding, 480V	1 piece
TLC3P30A4W250	L15-30R	TLR3P30A4W250	L15-30R	TLP3P30A4W250	L15-30P	30 amp, 3-pole, 4-wire grounding, 250V	1 piece
TLC3P30A4W480	L16-30R	TLR3P30A4W480	L16-30R	TLP3P30A4W480	L16-30P	30 amp, 3-pole, 4-wire grounding, 480V	1 piece

## FUSIBLE AND NON-FUSIBLE DISCONNECTS


### SW SERIES

#### DESCRIPTION

Kele offers a complete selection of fusible and non-fusible disconnects.

#### ORDERING INFORMATION

Model	Description	Unit Quantity
<b>NON-FUSIBLE SINGLE-THROW SAFETY SWITCHES 240 VAC</b>		
SW3330	NEMA1, 3-pole, 3-wire, 30 amp	1 piece
SW3360	NEMA1, 3-pole, 3-wire, 60 amp	1 piece
SW33100	NEMA1, 3-pole, 3-wire, 100 amp	1 piece
<b>FUSIBLE SINGLE-THROW SAFETY SWITCHES 600 VAC</b> (Fuses not included.)		
SWF2330	NEMA1, 2-pole, 3-wire, 30 amp, class H	1 piece
SWF2360	NEMA1, 2-pole, 3-wire, 60 amp, class H	1 piece
SWF23100	NEMA1, 2-pole, 3-wire, 100 amp, class H	1 piece
SWF3330	NEMA1, 3-pole, 3-wire, 30 amp, class H	1 piece
SWF3360	NEMA1, 3-pole, 3-wire, 60 amp, class H	1 piece
SWF33100	NEMA1, 3-pole, 3-wire, 100 amp, class H	1 piece
SWF3430	NEMA1, 3-pole, 4-wire, 30 amp, class H	1 piece
SWF3460	NEMA1, 3-pole, 4-wire, 60 amp, class H	1 piece
SWF34100	NEMA1, 3-pole, 4-wire, 100 amp, class H	1 piece



SW Series