



POWER DISTRIBUTION

BUG•BITES™

Insulation Piercing Connectors

Eliminates need for conductor insulation stripping


No taping required after installation

For copper to copper, copper to aluminum, or aluminum to aluminum applications

For use on insulated conductor only



CU9AL
90°C



IPC SERIES

NAED NUMBER	CATALOG NUMBER	WIRE RANGE		VOLTS	BOLTS	TORQUE FT-LBS	CTN QTY	EST. SHIPPING	
		MAIN	TAP					WEIGHT (lbs)	UNIT
13110	IPC 1002	1/0 - 8	2 - 8	300	1	16	12	2.63	CTN
13107	*IPC 4006	4/0 - 4	6 - 14	600	1	13	12	1.90	CTN
13108	*IPC 4020	4/0 - 2	2/0 - 6	600	1	25	12	4.08	CTN
13109	*IPC 2540	250 - 1	4/0 - 6	600	1	30	6	4.17	CTN
13113	IPC 3540	350 - 4/0	4/0 - 10	300	1	25	6	4.17	CTN
13114	IPC 3535	350 - 4/0	350 - 4/0	300	2	25	6	7.63	CTN
13116	†IPC 5012	500 - 250	10 - 12	300	1	25	4	2.85	CTN
13104	*IPC 5025	500 - 250	250 - 4	600	1	55	4	4.06	CTN
13105	*IPC 5050	500 - 300	500 - 250	600	1	75	1	2.64	EA
13106	*IPC 7550	750 - 500	500 - 350	600	1	75	1	2.62	EA

*600 Volts, balance 300 Volts (for 480V grounded Y systems)

† Not CSA certified

CAUTION
Use Bug•Bites on insulated cable only!
Do not install on bare cable.

GUTTER TAP CONNECTORS

High strength aluminum alloy 6061-T6, tin-plated

Lay-in designed main conductor remains continuous

Tap parallel or perpendicular to main

GP SERIES

NAED NUMBER	CATALOG NUMBER	CONDUCTOR RANGE		APPROX. DIMENSIONS (IN)			CTN QTY	EST. SHIPPING	
		MAIN	TAP	H	W	L		WEIGHT (lbs)	UNIT
13117	GP 2*	2 - 12	4 - 12 SOL	7/8	5/8	1 ²⁵ / ₆₄	24	1.43	CTN
13118	GP 10	1/0 - 2	1/0 - 12 SOL	1	3/4	1 ³ / ₄	12	1.19	CTN
13119	GP 250	250 - 1/0	250 - 6	1 ⁵ / ₁₆	1 ¹ / ₁₆	2 ⁹ / ₃₂	12	2.54	CTN
13121	GP 350	350 - 4/0	350 - 6	1 ⁷ / ₁₆	1 ¹ / ₄	2 ⁹ / ₁₆	6	2.75	CTN
13122	GP 500	500 - 350	500 - 2	1 ³ / ₄	1 ³ / ₈	3 ¹ / ₈	6	3.10	CTN
13123	GP 750	750 - 500	500 - 2	2	1 ¹ / ₂	3 ⁵ / ₈	3	2.5	CTN

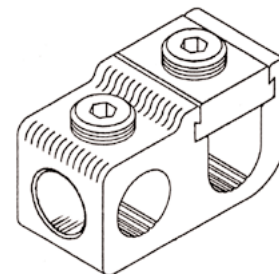
*GP2 has slotted screws.

Oxide-inhibitor is recommended for added corrosion protection.



Dual-Rated

CU9AL
600V 90°C



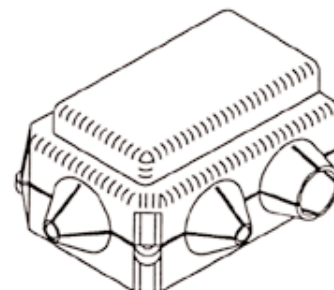
For copper-to-copper,
copper-to-aluminum,
aluminum-to-aluminum

Snap-on insulating covers for use with GP connectors

GPC SERIES

NAED NUMBER	CATALOG NUMBER	FOR USE WITH CONNECTOR	COLOR	APPROX. DIMENSIONS (IN)			CTN QTY	EST. SHIPPING	
				H	W	L		WEIGHT (lbs)	UNIT
13137	GPC 2	GP2	YELLOW	1 ⁷ / ₆₄	1 ²⁹ / ₃₂	1 ⁷ / ₃₂	12	0.46	CTN
13138	GPC 10	GP1/0	GRAY	1 ¹ / ₄	2 ⁵ / ₃₂	2 ⁵ / ₈	6	0.36	CTN
13140	GPC 250	GP250	RED	1 ⁵ / ₈	2 ⁷ / ₈	3 ⁷ / ₁₆	6	0.40	CTN
13141	GPC 350	GP350	YELLOW	1 ³ / ₄	3 ³ / ₁₆	3 ³ / ₄	3	0.42	CTN
13142	GPC 500	GP500	BLUE	2 ³ / ₃₂	3 ⁵ / ₁₆	4 ³ / ₈	3	0.46	CTN
13134	GPC 750	GP750	ORANGE	2 ¹¹ / ₃₂	3 ⁷ / ₁₆	4 ⁵ / ₈	3	0.65	CTN

600V 90°C
For indoor use only





POWER DISTRIBUTION

Side-Stacker™ ONE-POLE MODULES

Modular System of Splicers, Reducers, and Splitters

Versatile one-pole modules stand alone or stack into multi-pole sets
 Compact modules fit where others are too large - no wide flanges
 Tough, high-impact, high-dielectric fiberglass insulation cases
 For use in trough, wireway, panels, control systems



Dual-Rated

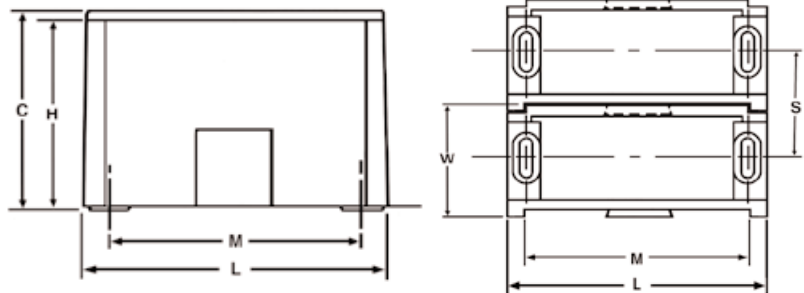
CU9AL
 600VAC
 90°C

SPD SERIES

Single Primary

NAED NUMBER	CATALOG NUMBER	CASE SIZE	LINE SIDE		LOAD SIDE		AMPS PER POLE	CTN QTY	EST. SHIPPING	
			PORTS	WIRE RANGE	PORTS	WIRE RANGE			WEIGHT (lbs)	UNIT
82201	SPD-I1-I1	S		#2-14		#2-14	115	6 or 24	1.26	CTN (6)
82301	SPD-K1-K1	S		#2/0-14		#2/0-14	175	6 or 24	1.32	CTN (6)
82401	SPD-N1-N1	M		250-6		250-6	225	3 or 6	1.65	CTN (3)
82551	SPD-P1-P1	M		350-6		350-6	310	3 or 6	2.04	CTN (3)
82601	SPD-R1-R1	M		500-4		500-4	380	3 or 6	4.39	CTN (3)
82304	SPD-K1-H4	S		#2/0-14		#4-14	175	6 or 24	5.41	CTN (6)
82306	SPD-K1-H6	S		#2/0-14		#4-14	175	6 or 24	5.49	CTN (6)
82506	SPD-P1-H6	M		350-6		#4-14	310	3 or 6	2.01	CTN (3)
82412	SPD-P1-H12	M		350-6		#4-14	310	3 or 6	2.03	CTN (3)
82602	SPD-R1-H12	M		500-4		#4-14	380	3 or 6	2.05	CTN (3)
82605	SPD-P1-K6	L		350-6		#2/0-14	310	2	2.63	CTN
82606	SPD-R1-K6	L		500-4		#2/0-14	380	2	2.98	CTN
82806	SPD-V1-K6	L		1000-250		#2/0-14	545	2	2.86	CTN
82604	SPD-R1-M4	L		500-4		#4/0-6	380	2	3.01	CTN

CASE SIZE	CASE DIMENSIONS				MOUNTING PATTERN		
	L	W	H	C	M	S	BOLT
S	2.9	1.04	2.34	2.46	2.25	.93	3/16
M	4.0	1.71	2.62	2.73	3.31	1.59	3/16
L	5.5	2.90	3.25	3.36	4.72	2.77	1/4





POWER DISTRIBUTION

Side-Stacker™ ONE-POLE MODULES

Modular System of Splicers, Reducers, and Splitters

Versatile one-pole modules stand alone or stack into multi-pole sets
 Compact modules fit where others are too large - no wide flanges
 Tough, high-impact, high-dielectric fiberglass insulation cases
 For use in trough, wireway, panels, control systems



Dual-Rated

CU9AL
 600VAC
 90°C

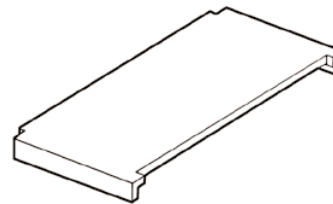
SPD SERIES

Dual Primary

NAED NUMBER	CATALOG NUMBER	CASE SIZE	LINE SIDE		LOAD SIDE		AMPS PER POLE	CTN QTY	EST. SHIPPING	
			PORTS	WIRE RANGE	PORTS	WIRE RANGE			WEIGHT (lbs)	UNIT
82322	SPD-K2-K2	S		2/0-#14		2/0-#14	350	6 or 24	6.27	CTN (6)
82522	SPD-P2-P2	L		350-#6		350-#6	620	2	2.75	CTN
82622	SPD-R2-R2	L		500-##4		500-#4	760	2	2.96	CTN
82526	SPD-K2-H6	S		2/0-#14		#4-14	350	6 or 24	5.91	CTN (6)
82316	SPD-K2-I6	M		2/0-#14		#2-14	350	3 or 6	2.32	CTN (3)
82312	SPD-K2-H12	M		2/0-#14		#4-14	350	3 or 6	2.07	CTN (3)
82512	SPD-P2-H12	L		350-#6		#4-14	620	2	2.56	CTN
82612	SPD-R2-H12	L		500-#4		#4-14	760	2	2.66	CTN
82516	SPD-P2-K6	L		350-#6		#2/0-14	620	2	2.79	CTN
82626	SPD-R2-K6	L		500-#4		#2/0-14	760	2	3.27	CTN
82614	SPD-R2-M4	L		500-#4		#4/0-6	760	2	3.24	CTN

COVERS

Snap-on covers mean quick installation and removal
 Clear, high-temperature polycarbonate polymer



SPD-C SERIES


82991	SPD-CS	S except SPD-K2-K2, SPD-K2-H6, SPD-K1-H6	6	0.10	CTN
82994	SPD-CSK2	S for SPD-K2-K2 w/ Max. #1 AWG in upper wireports, includes nylon screw	6	0.15	CTN
82995	SPD-CSH6	S for SPD-K2-H6 w/ Max. #1 AWG in upper wireports, includes nylon screw	6	0.15	CTN
82992	SPD-CM	M	6	0.29	CTN
82993	SPD-CL	L	4	0.44	CTN



NEUTRAL BARS

MULTI-CIRCUIT NEUTRAL BARS

For use as neutral bar or grounding bar
 Easy to install, reuseable
 Feedwire can be located in any wire-position
 Standard screws are plated steel, slotted, headless
 Mounting holes provided in specified positions



Dual-Rated
600V

ALUMINUM NEUTRAL BARS

Solid-bar high-strength 6061-T6 aluminum alloy
 Plated for low surface resistance

ANB SERIES

NAED NUMBER	CATALOG NUMBER	WIRE RANGE	WIRE CIRCUITS	DIMENSIONS			MOUNTING HOLES		CTN QTY	EST. SHIPPING	
				L	W	H	NO.	POSITION		WEIGHT (lbs)	UNIT
26101	ANB4-2-1	#4-14AWG	2	.95			1	2	100	1.16	CTN
26102	ANB4-4-1	#4-14AWG	4	1.57	.31	.44	1	3	100	2.16	CTN
26103	ANB4-4-3	#4-14AWG	4	1.88			2	1 & 4	100	3.16	CTN
26104	ANB4-5-1	#4-14AWG	5	1.88			1	3	100	3.16	CTN
26105	ANB4-5-2	#4-14AWG	5	2.25	.31	.44	2	OUTBOARD	100	3.16	CTN
26106	ANB4-5-3	#4-14AWG	5	2.25			2	2 & 6	100	4.16	CTN
26107	ANB4-6-1	#4-14AWG	6	2.25			1	4	100	3.16	CTN
26108	ANB4-6-3	#4-14AWG	6	2.56			2	4 & 7	100	4.16	CTN
26109	ANB4-7-3	#4-14AWG	7	2.87	.31	.44	2	3 & 7	100	4.16	CTN
26110	ANB4-9-2	#4-14AWG	9	3.50			2	OUTBOARD	50	2.66	CTN
26111	ANB4-10-2	#4-14AWG	10	3.81			2	OUTBOARD	50	3.16	CTN
26112	ANB4-12-2	#4-14AWG	12	4.43			2	OUTBOARD	50	3.66	CTN
26115	ANB4-15-2	#4-14AWG	15	5.37	.31	.44	2	OUTBOARD	50	4.66	CTN
26116	ANB4-20-2	#4-14AWG	20	6.93			2	OUTBOARD	50	6.16	CTN
26100	ANB4-190*	#4-14AWG	190	60	.31	.44	-	-	10	12.50	CTN
26121	ANB2-10-3	#2-14AWG	10	4.12	.37	.50	2	3 & 11	50	6.16	CTN
26131	ANB20-2-1	2/0-14AWG	2	1.75			1	2	25	2.91	CTN
26132	ANB20-3-3	2/0-14AWG	3	2.95	.56	.75	2	2 & 4	25	3.16	CTN
26133	ANB20-6-2	2/0-14AWG	6	5.00			2	OUTBOARD	25	3.66	CTN

Hole Spacing: ANB4 = .312, ANB2 = .34, ANB20 = .625
 Mounting Bolt Size: ANB4 = #10, ANB2 = 3/16, ANB20 = 3/16

COPPER NEUTRAL BARS


Solid-bar high-conductivity pure electrolytic copper
 Plain copper finish

CNB SERIES

NAED NUMBER	CATALOG NUMBER	WIRE RANGE	WIRE CIRCUITS	DIMENSIONS			MOUNTING HOLES		CTN QTY	EST. SHIPPING	
				L	W	H	NO.	POSITION		WEIGHT (lbs)	UNIT
26204	CNB4-4-2	#4-14AWG	4	1.88			2	OUTBOARD	100	6.16	CTN
26205	CNB4-5-2	#4-14AWG	5	2.25	.31	.44	2	OUTBOARD	100	7.16	CTN
26206	CNB4-6-2	#4-14AWG	6	2.56			2	OUTBOARD	50	4.16	CTN
26212	CNB4-12-2	#4-14AWG	12	4.43			2	OUTBOARD	50	7.16	CTN
26213	CNB4-13-3	#4-14AWG	13	4.74	.31	.44	2	3 & 13	50	8.16	CTN
26214	CNB4-13-4	#4-14AWG	13	4.74			2	6 & 11	50	9.16	CTN
26200	CNB4-190*	#4-14AWG	190	60	.31	.44	-	-	10	20.00	CTN
26222	CNB2-3-2	#2-14AWG	3	2.00	.37	.62	2	OUTBOARD	25	10.16	CTN
26224	CNB2-4-2	#2-14AWG	4	2.41	.37	.62	2	OUTBOARD	25	12.2	CTN
26223	CNB2-6-2	#2-14AWG	6	3.25	.37	.62	2	2 & 7	25	12.7	CTN

Hole Spacing: CNB4 = .312, CNB2 = .397. Mounting Bolt Size: CNB4 = #10, CNB2 = 3/16

* Supplied with screws unassembled



For copper cable
600V



NEUTRAL BARS

MULTI-CIRCUIT NEUTRAL BARS

For use as neutral bar or grounding bar
 Easy to install, reuseable
 Feedwire can be located in any wire-position
 Standard screws are plated steel, slotted, headless
 Mounting holes provided in specified positions



Dual-Rated
600V

ALUMINUM NEUTRAL BARS

Solid-bar high-strength 6061-T6 aluminum alloy
 Plated for low surface resistance

ANB SERIES

NAED NUMBER	CATALOG NUMBER	WIRE RANGE	WIRE CIRCUITS	DIMENSIONS			MOUNTING HOLES		CTN QTY	EST. SHIPPING	
				L	W	H	NO.	POSITION		WEIGHT (lbs)	UNIT
26101	ANB4-2-1	#4-14AWG	2	.95			1	2	100	1.16	CTN
26102	ANB4-4-1	#4-14AWG	4	1.57	.31	.44	1	3	100	2.16	CTN
26103	ANB4-4-3	#4-14AWG	4	1.88			2	1 & 4	100	3.16	CTN
26104	ANB4-5-1	#4-14AWG	5	1.88			1	3	100	3.16	CTN
26105	ANB4-5-2	#4-14AWG	5	2.25	.31	.44	2	OUTBOARD	100	3.16	CTN
26106	ANB4-5-3	#4-14AWG	5	2.25			2	2 & 6	100	4.16	CTN
26107	ANB4-6-1	#4-14AWG	6	2.25			1	4	100	3.16	CTN
26108	ANB4-6-3	#4-14AWG	6	2.56			2	4 & 7	100	4.16	CTN
26109	ANB4-7-3	#4-14AWG	7	2.87	.31	.44	2	3 & 7	100	4.16	CTN
26110	ANB4-9-2	#4-14AWG	9	3.50			2	OUTBOARD	50	2.66	CTN
26111	ANB4-10-2	#4-14AWG	10	3.81			2	OUTBOARD	50	3.16	CTN
26112	ANB4-12-2	#4-14AWG	12	4.43			2	OUTBOARD	50	3.66	CTN
26115	ANB4-15-2	#4-14AWG	15	5.37	.31	.44	2	OUTBOARD	50	4.66	CTN
26116	ANB4-20-2	#4-14AWG	20	6.93			2	OUTBOARD	50	6.16	CTN
26100	ANB4-190*	#4-14AWG	190	60	.31	.44	-	-	10	12.50	CTN
26121	ANB2-10-3	#2-14AWG	10	4.12	.37	.50	2	3 & 11	50	6.16	CTN
26131	ANB20-2-1	2/0-14AWG	2	1.75			1	2	25	2.91	CTN
26132	ANB20-3-3	2/0-14AWG	3	2.95	.56	.75	2	2 & 4	25	3.16	CTN
26133	ANB20-6-2	2/0-14AWG	6	5.00			2	OUTBOARD	25	3.66	CTN

Hole Spacing: ANB4 = .312, ANB2 = .34, ANB20 = .625
 Mounting Bolt Size: ANB4 = #10, ANB2 = 3/16, ANB20 = 3/16


COPPER NEUTRAL BARS

Solid-bar high-conductivity pure electrolytic copper
 Plain copper finish

CNB SERIES

NAED NUMBER	CATALOG NUMBER	WIRE RANGE	WIRE CIRCUITS	DIMENSIONS			MOUNTING HOLES		CTN QTY	EST. SHIPPING	
				L	W	H	NO.	POSITION		WEIGHT (lbs)	UNIT
26204	CNB4-4-2	#4-14AWG	4	1.88			2	OUTBOARD	100	6.16	CTN
26205	CNB4-5-2	#4-14AWG	5	2.25	.31	.44	2	OUTBOARD	100	7.16	CTN
26206	CNB4-6-2	#4-14AWG	6	2.56			2	OUTBOARD	50	4.16	CTN
26212	CNB4-12-2	#4-14AWG	12	4.43			2	OUTBOARD	50	7.16	CTN
26213	CNB4-13-3	#4-14AWG	13	4.74	.31	.44	2	3 & 13	50	8.16	CTN
26214	CNB4-13-4	#4-14AWG	13	4.74			2	6 & 11	50	9.16	CTN
26200	CNB4-190*	#4-14AWG	190	60	.31	.44	-	-	10	20.00	CTN
26222	CNB2-3-2	#2-14AWG	3	2.00	.37	.62	2	OUTBOARD	25	10.16	CTN
26224	CNB2-4-2	#2-14AWG	4	2.41	.37	.62	2	OUTBOARD	25	12.2	CTN
26223	CNB2-6-2	#2-14AWG	6	3.25	.37	.62	2	2 & 7	25	12.7	CTN

Hole Spacing: CNB4 = .312, CNB2 = .397. Mounting Bolt Size: CNB4 = #10, CNB2 = 3/16
 * Supplied with screws unassembled



For copper cable
600V



POWER DISTRIBUTION

Dual-Rated
CU9AL
90°C 600V



INSULATED SPLICES


Insulated with rugged high-dielectric rubber/vinyl coating
Pre-filled with oxide-inhibitor
Easy re-entry for changes, inspection, or troubleshooting
Plugs marked with connector max wire size for easy identification
For flex/extra-flex high-strand wire, first install a PT-FX Shoo-Pin™ Adapter
UL/CSA certified through 600MCM size

PBS SERIES

In-Line Splice

NAED NUMBER	CATALOG NUMBER	WIRE RANGE	ALLEN HEX	DIMENSIONS			CTN QTY	EST. SHIPPING	
				LENGTH	WIDTH	HEIGHT		WEIGHT (lbs)	UNIT
13701	PBS 2	#2 - 14	5/32	2.40	.75	1.48	12	1.11	CTN
13703	PBS 2/0	2/0 - #14	7/32	3.25	.87	1.52	6	1.13	CTN
13704	PBS 250	250 - #6	5/16	4.00	1.13	2.25	6	2.11	CTN
13706	PBS 350	350 - #6	5/16	4.63	1.25	2.75	4	2.24	CTN
13709	PBS 600	600 - #4	5/16	5.12	1.50	3.00	3	2.66	CTN
13712	PBSH 750*	750 - 250	5/16	7.38	1.62	3.12	1	1.12	EA

* PBSH 750 has 4 screws.



Positive center stop

USA SERIES

One-Side Entry Splice

NAED NUMBER	CATALOG NUMBER	WIRE RANGE	ALLEN HEX	DIMENSIONS		CTN QTY	EST. SHIPPING	
				LENGTH	HEIGHT		WEIGHT (lbs)	UNIT
13442	USA 4-2	#4 - 14	1/8	1.20	1.45	12	1.50	CTN
13452	USA 2-2	#2 - 14	5/32	1.20	1.45	12	0.93	CTN
13422	USA 2/0-2	2/0 - #14	7/32	1.69	1.50	6	0.95	CTN
13432	USA 3/0-2	3/0 - #6	3/16	1.89	1.86	6	0.85	CTN



Both wires enter same side

USAD SERIES

Optional-Side Entry Splice

NAED NUMBER	CATALOG NUMBER	WIRE RANGE	ALLEN HEX	DIMENSIONS		CTN QTY	EST. SHIPPING	
				LENGTH	HEIGHT		WEIGHT (lbs)	UNIT
13842	USAD 4-2	#4 - 14	1/8	1.20	1.45	12	1.01	CTN
13852	USAD 2-2	#2 - 14	5/32	1.20	1.45	12	1.01	CTN
13822	USAD 2/0-2	2/0 - #14	7/32	1.55	1.50	6	0.81	CTN
13898	USAD 250-2	250 - #6	5/16	2.13	2.10	6	1.69	CTN
13913	USAD 350-2	350 - #6	5/16	2.47	2.50	4	1.18	CTN
13962	USAD 600-2	600 - #4	5/16	2.96	2.90	4	3.03	CTN
13943	USAD 750-2	750 - 250	5/16	3.50	3.60	2	2.25	CTN



Wire entry optional from either side

USAO SERIES

Opposite-Side Entry Splice

NAED NUMBER	CATALOG NUMBER	WIRE RANGE	ALLEN HEX	DIMENSIONS		CTN QTY	EST. SHIPPING	
				LENGTH	HEIGHT		WEIGHT (lbs)	UNIT
13431	USAO 3/0	3/0 - #6	3/16	1.89	1.86	6	1.08	CTN



Opposite-side offset wire entry



POWER DISTRIBUTION

INSULATED MULTI-CABLE

Insulated with rugged high-dielectric rubber/vinyl coating

Pre-filled with oxide-inhibitor

Easy re-entry for changes, inspection, or troubleshooting

Plugs marked with connector max wire size for easy identification

For flex/extra-flex high-strand wire, first install a PT-FX Shoo-Pin™ Adapter

UL/CSA certified through 600MCM size

Dual-Rated

CU9AL

600V

90°C



USA SERIES

One-Side Entry

NAED NUMBER	CATALOG NUMBER	WIRE PORTS	WIRE RANGE	ALLEN HEX	DIMENSIONS		CTN QTY	EST. SHIPPING	
					LENGTH	HEIGHT		WEIGHT (lbs)	UNIT
13443	USA 4-3	3			1.54		12	1.30	CTN
13444	USA 4-4	4	#4 - 14	1/8	1.97	1.45	6	0.89	CTN
13446	USA 4-6	6			2.82		4	0.87	CTN
13448	USA 4-8	8			3.65		4	1.11	CTN
13453	USA 2-3	3			1.59		12	1.34	CTN
13454	USA 2-4	4	#2 - 14	5/32	1.99	1.45	6	0.90	CTN
13456	USA 2-6	6			2.87		4	0.90	CTN
13458	USA 2-8	8			3.69		4	1.13	CTN
13423	USA 2/0-3	3			2.34		6	1.21	CTN
13424	USA 2/0-4	4			3.01		6	1.53	CTN
13425	USA 2/0-5	5	2/0 - #14	7/32	3.69	1.50	4	1.23	CTN
13426	USA 2/0-6	6			4.36		4	1.44	CTN
13427	USA 2/0-7	7			4.74		3	1.28	CTN
13428	USA 2/0-8	8			5.41		3	1.48	CTN
13433	USA 3/0-3	3	3/0 - #6	3/16	2.65	1.86	6	1.50	CTN
13599	USA 250-3	3			2.99		4	1.51	CTN
13600	USA 250-4	4			3.85		4	2.09	CTN
13601	USA 250-5	5	250 - #6	5/16	4.71	2.10	3	1.96	CTN
13605	USA 250-6	6			5.57		3	2.33	CTN
13606	USA 250-7	7			6.43		2	1.91	CTN
13610	USA 250-8	8			7.29		2	2.01	CTN
13614	USA 350-3	3			3.52		4	2.43	CTN
13615	USA 350-4	4			4.57		3	2.54	CTN
13616	USA 350-5	5	350 - #6	5/16	5.62	2.50	3	3.12	CTN
13620	USA 350-6	6			6.67		2	2.44	CTN
13621	USA 350-7	7			7.72		2	2.74	CTN
13625	USA 350-8	8			8.77		2	3.30	CTN
13663	USA 600-3	3			4.89		3	3.02	CTN
13664	USA 600-4	4			5.63		2	2.15	CTN
13665	USA 600-5	5	600 - #4	5/16	7.11	2.90	2	3.30	CTN
13666	USA 600-6	6			8.47		2	3.89	CTN
13667	USA 600-7	7			9.83		2	4.43	CTN
13668	USA 600-8	8			11.18		2	5.26	CTN
13644	USA 750-3	3			4.90		3	4.52	CTN
13645	USA 750-4	4			6.19		1	1.41	EA
13646	USA 750-5	5	750 - 250	5/16	7.75	3.60	1	2.61	EA
13650	USA 750-6	6			9.18		1	3.04	EA
13651	USA 750-7	7			10.60		1	3.44	EA
13655	USA 750-8	8			12.03		1	3.91	EA

All wires enter same side



Other sizes and types available, consult factory.



POWER DISTRIBUTION

INSULATED MULTI-CABLE

Insulated with rugged high-dielectric rubber/vinyl coating
Pre-filled with oxide-inhibitor

Easy re-entry for changes, inspection, or troubleshooting

Plugs marked with connector max wire size for easy identification

For flex/extra-flex high-strand wire, first install a PT-FX Shoo-Pin™ Adapter

Dual-Rated

CU9AL

90°C 600V




USAD SERIES

Optional-Side Entry

NAED NUMBER	CATALOG NUMBER	WIRE PORTS	WIRE RANGE	ALLEN HEX	DIMENSIONS		CTN QTY	EST. SHIPPING	
					LENGTH	HEIGHT		WEIGHT (lbs)	UNIT
13843	USAD 4-3	3			1.54		12	1.39	CTN
13844	USAD 4-4	4			1.97		6	0.91	CTN
13846	USAD 4-6	6	#4 - 14	1/8	2.82	1.45	3	0.91	CTN
13848	USAD 4-8	8			3.65		3	0.99	CTN
13853	USAD 2-3	3			1.59		12	1.43	CTN
13854	USAD 2-4	4			1.99		6	0.96	CTN
13856	USAD 2-6	6	#2 - 14	5/32	2.87	1.45	4	0.93	CTN
13858	USAD 2-8	8			3.69		4	1.21	CTN
13823	USAD 2/0-3	3			2.34		6	1.23	CTN
13824	USAD 2/0-4	4			3.01		6	1.56	CTN
13825	USAD 2/0-5	5			3.69		4	1.32	CTN
13826	USAD 2/0-6	6			4.36		4	1.60	CTN
13827	USAD 2/0-7	7	2/0 - #14	7/32	5.05	1.50	3	1.31	CTN
13828	USAD 2/0-8	8			5.72		3	1.51	CTN
13829	USAD 2/0-9	9			6.37		1	0.65	EA
13830	USAD 2/0-10	10			7.03		1	0.85	EA
13831	USAD 2/0-11	11			7.76		1	0.92	EA
13832	USAD 2/0-12	12			8.40		1	1.00	EA
13884	USAD 3/0-4	4	3/0 - #6	3/16	3.42	1.86	6	2.21	CTN
13899	USAD 250-3	3			2.99		4	1.61	CTN
13900	USAD 250-4	4			3.85		4	2.28	CTN
13903	USAD 250-5	5			4.71		3	2.16	CTN
13905	USAD 250-6	6			5.57		3	2.47	CTN
13907	USAD 250-7	7			6.43		2	1.87	CTN
13910	USAD 250-8	8	250 - #6	5/16	7.29	2.10	2	2.20	CTN
13911	USAD 250-9	9			8.15		1	1.31	EA
13908	USAD 250-10	10			9.01		1	1.50	EA
13909	USAD 250-11	11			9.87		1	1.64	EA
13912	USAD 250-12	12			10.73		1	1.89	EA
13914	USAD 350-3	3			3.52		4	2.61	CTN
13915	USAD 350-4	4			4.57		3	2.76	CTN
13918	USAD 350-5	5			5.62		3	3.31	CTN
13920	USAD 350-6	6			6.67		2	2.69	CTN
13922	USAD 350-7	7			7.72		2	3.00	CTN
13925	USAD 350-8	8	350 - #6	5/16	8.77	2.50	2	3.36	CTN
13926	USAD 350-9	9			9.82		1	2.08	EA
13923	USAD 350-10	10			10.87		1	2.30	EA
13924	USAD 350-11	11			11.92		1	2.34	EA
13927	USAD 350-12	12			12.97		1	2.63	EA
13963	USAD 600-3	3			4.39		3	3.36	CTN
13964	USAD 600-4	4			5.63		2	3.00	CTN
13965	USAD 600-5	5			7.11		2	3.66	CTN
13966	USAD 600-6	6			8.47		2	4.36	CTN
13967	USAD 600-7	7			9.83		2	5.38	CTN
13968	USAD 600-8	8	600 - #4	5/16	11.18	2.90	2	5.62	CTN
13969	USAD 600-9	9			12.53		1	3.11	EA
13970	USAD 600-10	10			13.88		1	3.66	EA
13971	USAD 600-11	11			15.23		1	3.88	EA
13972	USAD 600-12	12			16.58		1	4.28	EA

Wire entry optional
from either side



Other sizes and types available, consult factory.

www.greaves-usa.com

11 Heritage Park, Clinton, CT 06413 • Phone 860-664-4505 • Fax 860-664-4546
TOLL FREE 1-800-243-1130 (Outside CT)



POWER DISTRIBUTION

INSULATED MULTI-CABLE

Insulated with rugged high-dielectric rubber/vinyl coating
 Pre-filled with oxide-inhibitor
 Easy re-entry for changes, inspection, or troubleshooting
 Plugs marked with connector max wire size for easy identification
 For flex/extra-flex high-strand wire, first install a PT-FX Shoo-Pin™ Adapter

Dual-Rated

CU9AL
 600V
 90°C

USAD SERIES

Optional-Side Entry

Wire entry optional
 from either side

NAED NUMBER	CATALOG NUMBER	WIRE PORTS	WIRE RANGE	ALLEN HEX	DIMENSIONS		CTN QTY	EST. SHIPPING	
					LENGTH	HEIGHT		WEIGHT (lbs)	UNIT
13944	USAD 750-3	3			4.90		3	4.97	CTN
13945	USAD 750-4	4			6.19		1	2.21	EA
13948	USAD 750-5	5			7.75		1	2.66	EA
13950	USAD 750-6	6			9.18		1	3.26	EA
13952	USAD 750-7	7	750 - 250	5/16	10.60	3.60	1	3.69	EA
13955	USAD 750-8	8			12.03		1	4.23	EA
13956	USAD 750-9	9			13.46		1	4.68	EA
13953	USAD 750-10	10			14.88		1	5.11	EA
13954	USAD 750-11	11			16.30		1	5.56	EA
13957	USAD 750-12	12			17.73		1	5.91	EA



SPARE PLUGS

Spare plugs for screw cover or wire ports
 Marked with connector max wire size for easy identification

PWS/PSP SERIES

NAED NUMBER	CATALOG NUMBER	CONN SIZE	CTN QTY	EST. SHIPPING	
				WEIGHT (lbs)	UNIT
WIRE & SCREW PORT					
13724	PWS 4	#4	12	0.04	CTN
13722	PWS 2	#2	12	0.04	CTN
13720	PWS 2/0	2/0	12	0.06	CTN
13725	PWS 250	250	6	0.07	CTN
13735	PWS 350	350	6	0.08	CTN
13760	PWS 600	600	6	0.08	CTN
WIRE PORT					
13775	PWP 750	750	3	0.09	CTN
SCREW PORT					
13776	PSP 750	750	3	0.09	CTN





POWER DISTRIBUTION

INSULATED MOUNTABLE

Isolated bolt holes for mounting to trough, panel or wireway
 Most sizes available from stock
 Insulated with rugged high-dielectric rubber/vinyl coating
 Pre-filled with oxide-inhibitor
 Plugs marked with connector max wire size for easy identification
 For flex/extra-flex high-strand wire, first install a PT-FX Shoo-Pin™ Adapter
 CSA certified through 600MCM size

Dual-Rated
 CU9AL
 90°C 600V



USA-M SERIES

One-Side Entry

NAED NUMBER	CATALOG NUMBER	WIRE PORTS	WIRE RANGE	ALLEN HEX	DIMENSIONS		MOUNTING BOLT SIZE	EST. SHIPPING	
					LENGTH	HEIGHT		WEIGHT (lbs)	UNIT
17152	USA 250-2M	2			3.85			0.52	EA
17153	USA 250-3M	3			4.71			0.65	EA
17154	USA 250-4M	4	250-#6	5/16	5.57	2.10	1/4	0.78	EA
17155	USA 250-5M	5			6.43			0.96	EA
17156	USA 250-6M	6			7.29			1.01	EA
17132	USA 350-2M	2			4.57			0.85	EA
17133	USA 350-3M	3			5.62			1.04	EA
17134	USA 350-4M	4	350-#6	5/16	6.67	2.50	5/16	1.22	EA
17135	USA 350-5M	5			7.72			1.37	EA
17136	USA 350-6M	6			8.77			1.65	EA
17162	USA 600-2M	2			5.63			1.08	EA
17163	USA 600-3M	3			7.11			1.65	EA
17164	USA 600-4M	4	600-#4	5/16	8.47	2.90	5/16	1.95	EA
17165	USA 600-5M	5			9.83			2.22	EA
17166	USA 600-6M	6			11.18			2.63	EA
17172	USA 750-2M	2			6.19			1.41	EA
17173	USA 750-3M	3			7.75			2.61	EA
17174	USA 750-4M	4	750-250	3/8	9.18	3.60	5/16	3.04	EA
17175	USA 750-5M	5			10.60			3.44	EA
17176	USA 750-6M	6			12.03			3.91	EA

MOUNTABLE



PATENT PENDING

End positions are modified and insulated for mounting bolts



POWER DISTRIBUTION

INSULATED MOUNTABLE

Isolated bolt holes for mounting to trough, panel or wireway

Most sizes available from stock

For flex/extra-flex high-strand wire, first install a PT-FX Shoo-Pin™ Adapter

CSA certified through 600MCM size

Dual-Rated

CU9AL

90°C 600V

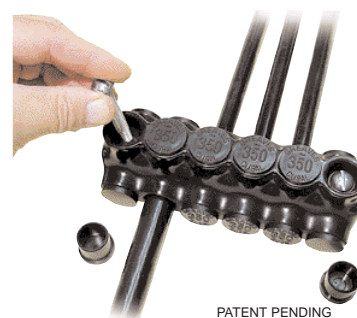
USAD-M SERIES

Optional-Side Entry



NAED NUMBER	CATALOG NUMBER	WIRE PORTS	WIRE RANGE	ALLEN HEX	DIMENSIONS		MOUNTING BOLT SIZE	EST. SHIPPING	
					LENGTH	HEIGHT		WEIGHT (lbs)	UNIT
17252	USAD 250-2M	2			3.85			0.57	EA
17253	USAD 250-3M	3			4.71			0.72	EA
17254	USAD 250-4M	4			5.57			0.82	EA
17255	USAD 250-5M	5			6.43			0.94	EA
17256	USAD 250-6M	6	250-#6	5/16	7.29	2.10	1/4	1.10	EA
17257	USAD 250-7M	7			8.15			1.31	EA
17258	USAD 250-8M	8			9.01			1.50	EA
17259	USAD 250-9M	9			9.87			1.64	EA
17250	USAD 250-10M	10			10.73			1.89	EA
17232	USAD 350-2M	2			4.57			0.92	EA
17233	USAD 350-3M	3			5.62			1.10	EA
17234	USAD 350-4M	4			6.67			1.35	EA
17235	USAD 350-5M	5			7.72			1.50	EA
17236	USAD 350-6M	6	350-#6	5/16	8.77	2.50	5/16	1.68	EA
17237	USAD 350-7M	7			9.82			2.08	EA
17238	USAD 350-8M	8			10.87			2.30	EA
17239	USAD 350-9M	9			11.92			2.34	EA
17230	USAD 350-10M	10			12.97			2.63	EA
17262	USAD 600-2M	2			5.63			1.50	EA
17263	USAD 600-3M	3			7.11			1.83	EA
17264	USAD 600-4M	4			8.47			2.18	EA
17265	USAD 600-5M	5			9.83			2.69	EA
17266	USAD 600-6M	6	600-#4	5/16	11.18	2.90	5/16	2.81	EA
17267	USAD 600-7M	7			12.53			3.11	EA
17268	USAD 600-8M	8			13.88			3.66	EA
17269	USAD 600-9M	9			15.23			3.88	EA
17260	USAD 600-10M	10			16.58			4.28	EA
17272	USAD 750-2M	2			6.19			2.21	EA
17273	USAD 750-3M	3			7.75			2.66	EA
17274	USAD 750-4M	4			9.18			3.26	EA
17275	USAD 750-5M	5			10.60			3.69	EA
17276	USAD 750-6M	6	750-250		12.03	3.60	3/8	4.23	EA
17277	USAD 750-7M	7			13.46			4.68	EA
17278	USAD 750-8M	8			14.88			5.11	EA
17279	USAD 750-9M	9			16.30			5.56	EA
17270	USAD 750-10M	10			17.73			5.91	EA

MOUNTABLE



PATENT PENDING

End positions are modified and insulated for mounting bolts