

ALFA ROMEO

| Alfa 33 (81-94) | | | | | | |
|--------------------------------------|---------------|---------|---------|---------|---------|--|
| 1200 | 06/83 → 12/89 | SP-910 | MD-9446 | FF-009 | | |
| 1300 58 KW (Carburator) | 05/82 → 03/90 | SP-910 | MD-206 | FF-009 | | |
| 1300 63 KW | 05/82 → 12/89 | SP-910 | MD-9050 | FF-009 | | |
| | 03/90 → 12/93 | SP-910 | MD-9446 | FF-009 | | |
| 1400 | 01/81 → 09/94 | SP-910 | MD-206 | FF-009 | | |
| 1400ie SW | 03/90 → 02/95 | SP-910 | MD-9050 | SP-2080 | | |
| 1500 | 01/83 → 10/86 | SP-910 | MD-206 | FF-009 | | |
| | 11/86 → 03/90 | SP-910 | MD-9050 | FF-009 | | |
| 1500ie | 04/90 → 02/95 | SP-910 | MD-9050 | SP-2080 | | |
| 1700ie | 11/86 → 03/90 | SP-910 | MD-9446 | SP-2080 | | |
| 1700ie 16V 95KW | 03/90 → 02/95 | SP-927 | MD-9050 | SP-2080 | | |
| 1700ie 77-81KW | 03/90 → 02/95 | SP-910 | MD-9050 | SP-2080 | | |
| 1700ie 77-81KW 4WD | 03/90 → 02/95 | SP-927 | MD-9050 | SP-2080 | | |
| 1800TDiesel | 11/86 → 12/89 | SP-824 | MD-9050 | SP-966 | | |
| | 01/90 → 02/95 | SP-812 | MD-9050 | SP-966 | | |
| Alfa 6 (79-88) | | | | | | |
| 2000, AR01932, 99 KW | 07/81 → 12/88 | SP-940 | MD-9002 | FF-010 | | |
| 2500 i.e., AR01913, 116 KW | 04/79 → 06/84 | SP-927 | MD-9002 | SP-2003 | | |
| 2500 TurboDiesel, VM-HR588HT, 77 KW | 07/81 → 05/86 | SP-802 | | SP-966 | | |
| 2500i, AR01928, 110 KW | 10/83 → 12/86 | SP-927 | MD-9002 | SP-2003 | | |
| Alfa 75 (85-92) | | | | | | |
| 1600 | 06/85 → 01/92 | SP-824 | | FF-009 | | |
| 1600ie | 07/88 → 01/92 | SP-824 | MD-9002 | SP-2003 | | |
| 1800 | 06/85 → 01/92 | SP-824 | | FF-009 | | |
| 1800ie | 04/86 → 01/92 | SP-824 | MD-9002 | SP-2003 | | |
| 1800T | 04/86 → 01/92 | SP-824 | MD-9002 | SP-2022 | | |
| 2000 | 06/85 → 01/92 | SP-824 | | FF-009 | | |
| 2000ie | 06/85 → 01/92 | SP-824 | MD-9002 | SP-2003 | | |
| 2000ie Twin Spark 107KW | 02/87 → 04/92 | SP-824 | MD-9002 | SP-2003 | | |
| 2000ie Twin Spark 109KW | 02/87 → 04/92 | SP-824 | MD-9002 | SP-2080 | | |
| 2000TD | 06/85 → 04/92 | SP-802 | MD-9058 | SP-966 | | |
| 2400TD | 05/86 → 12/91 | SP-802 | MD-9058 | SP-966 | | |
| 2500i V6 | 06/85 → 12/91 | SP-906 | MD-9004 | SP-2003 | | |
| 3000i V6 | 02/87 → 12/91 | SP-906 | MD-9004 | SP-2003 | | |
| Alfa 90 (84-87) | | | | | | |
| 1800, 89 KW | 10/84 → 07/87 | SP-928 | | FF-009 | | |
| 1800, AR06202, 85 KW | 10/84 → 07/87 | SP-928 | | FF-009 | | |
| 2000 i.e., AR01713, 94 KW | 10/84 → 08/87 | SP-824 | | FF-009 | | |
| 2000i.e V6, 100 KW | 10/84 → 07/87 | SP-927 | MD-9004 | SP-2003 | | |
| 2000i.e, AR06210, 97 KW | 10/84 → 07/87 | SP-928 | MD-9002 | SP-2003 | | |
| 2400 TurboDiesel, VM81A, 81 KW | 10/84 → 07/87 | SP-802 | MD-9058 | SP-966 | | |
| 2500i.e, V6, AR01646/01911, 114 KW | 10/84 → 08/87 | SP-927 | MD-9004 | SP-2003 | | |
| 2500i.e, V6, AR01911, 110 KW | 10/84 → 08/87 | SP-927 | MD-9004 | SP-2003 | | |
| Alfa 145 (94-01) | | | | | | |
| 1400ie 16V, 76 KW | 02/97 → 09/00 | SP-927 | MD-9328 | SP-2080 | MS-6013 | |
| 1400ie, 66 KW | 08/94 → 01/97 | SP-927 | MD-9050 | SP-2080 | MS-6013 | |
| 1600ie 16V, 88 KW | 02/97 → 09/00 | SP-927 | MD-9328 | SP-2080 | MS-6013 | |
| 1600ie, 76 KW | 08/94 → 01/97 | SP-927 | MD-9050 | SP-2080 | MS-6013 | |
| 1700 ie 16V, 106 KW | 03/98 → 01/01 | SP-1076 | MD-9328 | SP-2060 | MS-6013 | |
| 1700ie 16V, 95 KW | 08/94 → 01/97 | SP-927 | MD-9050 | SP-2080 | MS-6013 | |
| 1800ie 16V, 103 KW | 02/97 → 09/00 | SP-1076 | MD-9328 | SP-2080 | MS-6013 | |
| 1900 JTD, AR 32302, 77 KW | 02/99 → 01/01 | SP-943 | MD-9328 | SP-1249 | MS-6013 | |
| 1900 TD, AR 33601, 66 KW | 10/94 → 01/01 | SP-928 | MD-9102 | SP-966 | MS-6013 | |
| 2000 QV 16 V, AR 32301, 114 KW | 03/98 → 01/01 | SP-1076 | MD-9328 | SP-2134 | MS-6013 | |
| 2000 TwinSpark 16V, AR 67204, 110 KW | 10/95 → 01/01 | SP-1076 | MD-9328 | SP-2134 | MS-6013 | |
| Alfa 146 (94-01) | | | | | | |
| 1400ie 16V 76KW, AR33503 | 02/97 → 09/00 | SP-1076 | MD-9328 | SP-2080 | MS-6013 | |
| 1400ie 66KW, AR33501 | 02/95 → 01/97 | SP-927 | MD-9050 | SP-2080 | MS-6013 | |
| 1600ie 16V 88KW, AR32102/67106 | 02/97 → 09/00 | SP-1076 | MD-9328 | SP-2080 | MS-6013 | |

ALFA ROMEO

Alfa 146 (94-01)

| | | | | | | |
|---------------------------------|---------------|---------|---------|---------|---------|--|
| 1600ie 76KW, AR33201 | 02/95 → 01/01 | SP-927 | MD-9050 | SP-2080 | MS-6013 | |
| 1700ie 95KW 16V, AR33401 | 02/95 → 01/01 | SP-927 | MD-9050 | SP-2080 | MS-6013 | |
| 1800ie 16V 103KW, AR38401/67106 | 02/97 → 09/00 | SP-1076 | MD-9328 | SP-2080 | MS-6013 | |
| 1900 JTD, AR32302, 77 KW | 02/99 → 01/01 | SP-943 | MD-9328 | SP-1249 | MS-6013 | |
| 1930TD | 02/95 → 09/00 | SP-907 | MD-9102 | SP-966 | MS-6013 | |
| 2000ie 16V 114KW, AR32301 | 02/96 → 09/00 | SP-1076 | MD-9328 | SP-2080 | MS-6013 | |

Alfa 147 (00-)

| | | | | | | |
|-------------------------------------|---------------|---------|---------|---------|---------|--|
| 1600i, AR32104, 88 KW | 10/00 → | SP-1076 | MD-9794 | SP-2060 | MS-6201 | |
| 1600i TwinSpark 16V, AR37203, 77 KW | 10/00 → | SP-1076 | MD-9794 | SP-2060 | MS-6201 | |
| 1900 JTD 16V, 103 KW | 10/02 → 01/03 | SP-1039 | MD-9788 | SP-1342 | MS-6201 | |
| 1900 JTD 16V, 110KW | 10/04 → | SP-1039 | MD-9788 | SP-1342 | MS-6201 | |
| 1900 JTD, 125 KW | 03/08 → | SP-1039 | MD-9788 | SP-1342 | MS-6201 | |
| 1900 JTD, 74 KW | 06/03 → | SP-1039 | MD-9788 | SP-1342 | MS-6201 | |
| 1900 JTD, 88 KW | 10/04 → | SP-1039 | MD-9788 | SP-1342 | MS-6201 | |
| 1900 JTD, 937 A2.000, 85 KW, | 04/01 → | SP-1039 | MD-9788 | SP-1239 | MS-6201 | |
| 1900 JTD, AR37101, 81 KW | 11/00 → 05/01 | SP-1039 | MD-9788 | SP-1239 | MS-6201 | |
| 2000i TwinSpark, AR 32310, 110 KW | 10/00 → | SP-1076 | MD-9794 | SP-2060 | MS-6201 | |
| 3200 V6 24V GTA, 932 A.000, 184 KW | 01/03 → | SP-928 | MD-748 | SP-2060 | MS-6201 | |

Alfa 155 (92-97)

| | | | | | | |
|-------------------------------|---------------|---------|---------|---------|---------|--|
| 1600i Twin Spark, AR67601 | 05/96 → 12/97 | SP-1076 | MD-9328 | SP-2060 | MS-6013 | |
| 1700i Twin Spark | 03/92 → 02/95 | SP-824 | MD-9214 | SP-2080 | MS-6013 | |
| 1700i Twin Spark 16V | 03/95 → 04/96 | SP-824 | MD-9214 | SP-2080 | MS-6013 | |
| 1800i Twin Spark | 01/92 → 04/96 | SP-824 | MD-9214 | SP-2080 | MS-6013 | |
| 1800i Twin Spark 16V, AR67106 | 05/96 → 12/97 | SP-1076 | MD-9328 | SP-2060 | MS-6013 | |
| 1930 TD | 01/93 → 02/95 | SP-986 | MD-9102 | SP-966 | MS-6013 | |
| | 03/95 → 09/97 | SP-907 | MD-9102 | SP-966 | MS-6013 | |
| 2000i Turbo QV | 03/95 → 09/97 | SP-824 | MD-9214 | SP-2002 | MS-6013 | |
| 2000i Turbo QV 140KW, AR67203 | 02/92 → 04/96 | SP-824 | MD-9214 | SP-2080 | MS-6013 | |
| 2000i Twin Spark 104/106KW | 01/91 → 02/95 | SP-824 | MD-9214 | SP-2080 | MS-6013 | |
| 2000i Twin Spark 110KW | 03/95 → 12/97 | SP-940 | MD-9328 | SP-2080 | MS-6013 | |
| | 01/96 → 12/97 | SP-1076 | MD-9328 | SP-2080 | MS-6013 | |
| 2500i V6 | 02/92 → 09/96 | SP-824 | MD-9214 | SP-2080 | MS-6013 | |
| 2500TD | 01/92 → 02/95 | SP-812 | MD-9006 | SP-966 | MS-6013 | |
| | 03/95 → 09/97 | SP-812 | MD-9214 | | MS-6013 | |

Alfa 156 (97-06)

| | | | | | | |
|---|---------------|---------|--------|--|--------------------|--|
| 1600 16V TwinSpark, AR32101/02//03,67601, 88 KW | 09/97 → 12/01 | SP-1076 | MD-748 | | MS-6123 MS-6292 | |
|---|---------------|---------|--------|--|--------------------|--|

Comments: MS-6123: Left Hand Drive, MS-6292: Right Hand Drive.

| | | | | | | |
|--|---------------|---------|--------|---------|--------------------|--|
| | 01/02 → 02/02 | SP-1076 | MD-748 | SP-2171 | MS-6123 MS-6292 | |
|--|---------------|---------|--------|---------|--------------------|--|

Comments: MS-6123: Left Hand Drive, MS-6292: Right Hand Drive.

| | | | | | | |
|-------------------------------------|---------------|---------|--------|---------|--------------------|--|
| | 03/02 → 05/06 | SP-1076 | MD-748 | SP-2171 | MS-6201 | |
| 1800 16V TwinSpark, AR32201, 106 KW | 09/97 → 02/01 | SP-1076 | MD-748 | | MS-6123 MS-6292 | |

Comments: MS-6123: Left Hand Drive, MS-6292: Right Hand Drive.

| | | | | | | |
|-------------------------------------|---------------|---------|--------|--|--------------------|--|
| 1800 16V TwinSpark, AR32205, 103 KW | 01/01 → 12/01 | SP-1076 | MD-748 | | MS-6123 MS-6292 | |
|-------------------------------------|---------------|---------|--------|--|--------------------|--|

Comments: MS-6123: Left Hand Drive, MS-6292: Right Hand Drive.

| | | | | | | |
|--|---------------|---------|--------|---------|--------------------|--|
| | 01/02 → 02/02 | SP-1076 | MD-748 | SP-2171 | MS-6123 MS-6292 | |
|--|---------------|---------|--------|---------|--------------------|--|

Comments: MS-6123: Left Hand Drive, MS-6292: Right Hand Drive.

| | | | | | | |
|---------------------------------|---------------|---------|--------|---------|--------------------|--|
| | 03/02 → 05/06 | SP-1076 | MD-748 | SP-2171 | MS-6201 | |
| 1900 JTD 16V, 110 KW | 07/04 → 05/06 | SP-1039 | MD-748 | SP-1342 | MS-6201 | |
| 1900 JTD 16V, 192A5.000, 103 KW | 11/02 → 12/02 | SP-1039 | MD-748 | | MS-6201 | |
| | 01/03 → 05/06 | SP-1039 | MD-748 | SP-1342 | MS-6201 | |
| 1900 JTD, 937A2.000, 85 KW | 06/01 → 02/02 | SP-943 | MD-748 | SP-1239 | MS-6123 MS-6292 | |

Comments: MS-6123: Left Hand Drive, MS-6292: Right Hand Drive.

| | | | | | | |
|--|---------------|--------|--------|---------|---------|--|
| | 03/02 → 10/02 | SP-943 | MD-748 | SP-1239 | MS-6201 | |
| | 11/02 → 03/06 | SP-943 | MD-748 | SP-1342 | MS-6201 | |

ALFA ROMEO

Alfa 156 (97-06)

| | | | | | |
|--|---------------|---------|--------|---------|--------------------|
| 1900 JTD, AR32303, 76 KW | 09/97 → 02/01 | SP-943 | MD-748 | SP-1249 | MS-6123 MS-6292 |
| Comments: MS-6123: Left Hand Drive, MS-6292: Right Hand Drive. | | | | | |
| 1900 JTD, AR37101, 81 KW | 01/01 → 07/01 | SP-943 | MD-748 | SP-1239 | MS-6123 MS-6292 |
| Comments: MS-6123: Left Hand Drive, MS-6292: Right Hand Drive. | | | | | |
| 2000 JTS, 937A1.000, 121 KW | 03/02 → 09/04 | SP-1039 | MD-748 | SP-2171 | MS-6201 |
| | 10/04 → 05/06 | SP-946 | MD-748 | SP-2171 | MS-6201 |
| 2000 TwinSpark 16V, AR32301, 114 KW | 09/97 → 02/01 | SP-1076 | MD-748 | SP-2171 | MS-6123 MS-6292 |
| Comments: MS-6123: Left Hand Drive, MS-6292: Right Hand Drive. | | | | | |
| 2000 TwinSpark 16V, AR32310, 110 KW | 01/01 → 12/01 | SP-1076 | MD-748 | | MS-6123 MS-6292 |
| Comments: MS-6123: Left Hand Drive, MS-6292: Right Hand Drive. | | | | | |
| | 01/02 → 04/02 | SP-1076 | MD-748 | SP-2171 | MS-6123 MS-6292 |
| Comments: MS-6123: Left Hand Drive, MS-6292: Right Hand Drive. | | | | | |
| 2400 JTD, 129 KW | 07/03 → 05/06 | SP-943 | MD-748 | SP-1342 | MS-6201 |
| 2400 JTD, 839A6.000, 103 KW | 01/01 → 04/02 | SP-943 | MD-748 | SP-1249 | MS-6123 MS-6292 |
| Comments: MS-6123: Left Hand Drive, MS-6292: Right Hand Drive. | | | | | |
| 2400 JTD, 841C.000, 110 KW | 03/02 → 10/02 | SP-943 | MD-748 | SP-1239 | MS-6201 |
| | 11/02 → 08/03 | SP-943 | MD-748 | | MS-6201 |
| 2400 JTD, AR32501, 100 KW | 09/97 → 02/01 | SP-943 | MD-748 | SP-1249 | MS-6123 MS-6292 |
| Comments: SP-2149: To engine no. 2140329, MS-6123: Left Hand Drive, MS-6292: Right Hand Drive. | | | | | |
| 2500 V6 24V, AR32401, 140 KW | 09/97 → 02/01 | SP-1076 | MD-748 | | MS-6123 MS-6292 |
| Comments: MS-6123: Left Hand Drive, MS-6292: Right Hand Drive. | | | | | |
| 2500 V6 24V, AR32405, 141 KW | 01/01 → 02/02 | SP-1076 | MD-748 | | MS-6123 MS-6292 |
| Comments: MS-6123: Left Hand Drive, MS-6292: Right Hand Drive. | | | | | |
| | 03/02 → 05/06 | SP-1076 | MD-748 | | MS-6201 |
| 3200 V6 24V GTA, 932A.000, 184 KW | 03/02 → 05/06 | SP-928 | MD-748 | | MS-6201 |

Alfa 159 (05-11)

| | | | | | |
|--|---------------|--------|---------|--|---------|
| 1800 MPI, 103 KW | 06/06 → 06/10 | MD-619 | MD-5312 | | MS-6310 |
| 1800 TBi 16V, 147 KW | 04/09 → | MD-637 | | | MS-6310 |
| 1900 JTDM 16V, 100 KW | 09/05 → 02/08 | MD-515 | MD-5312 | | MS-6310 |
| Comments: MD-515: Filtration system MANN+HUMMEL. | | | | | |
| | 03/08 → | MD-637 | MD-5312 | | MS-6310 |
| Comments: MD-637: Filtration system UFI. | | | | | |
| 1900 JTDM 16V, 110 KW | 09/05 → 02/08 | MD-515 | MD-5312 | | MS-6310 |
| Comments: MD-515: Filtration system MANN+HUMMEL. | | | | | |
| | 03/08 → 06/10 | MD-637 | MD-5312 | | MS-6310 |
| Comments: MD-637: Filtration system UFI. | | | | | |
| 1900 JTDM 8V, 85 KW | 09/05 → 02/08 | MD-515 | MD-5312 | | MS-6310 |
| Comments: MD-515: Filtration system MANN+HUMMEL. | | | | | |
| | 03/08 → | MD-637 | MD-5312 | | MS-6310 |
| Comments: MD-637: Filtration system UFI. | | | | | |
| 1900 JTDM 8V, 88 KW | 09/05 → 02/08 | MD-515 | MD-5312 | | MS-6310 |
| Comments: MD-515: Filtration system MANN+HUMMEL. | | | | | |
| | 03/08 → | MD-637 | MD-5312 | | MS-6310 |
| Comments: MD-637: Filtration system UFI. | | | | | |
| 1900 JTS 16V, 118 KW | 09/05 → 02/08 | MD-463 | MD-5312 | | MS-6310 |
| 2000 JTDM 16V, 100 KW | 06/10 → | MD-637 | MD-5312 | | MS-6310 |
| 2000 JTDM 16V, 125 KW | 04/09 → | MD-637 | MD-5312 | | MS-6310 |
| 2200 JTS 16V, 136 KW | 09/05 → | MD-463 | MD-5312 | | MS-6310 |
| 2400 JTDM 20V, 147 KW | 09/05 → | MD-545 | MD-5312 | | MS-6310 |
| 2400 JTDM 20V, 154 KW | 03/07 → | MD-545 | MD-5312 | | MS-6310 |
| 3200 JTS V6 24V, 191 KW | 09/05 → | MD-695 | MD-5312 | | MS-6310 |

Alfa 164 (87-98)

| | | | | | |
|--------------------|---------------|--------|---------|---------|---------|
| 2000i Turbo 6 Cyl. | 09/92 → 07/96 | SP-928 | MD-9006 | SP-2022 | MS-6014 |
|--------------------|---------------|--------|---------|---------|---------|

ALFA ROMEO

Alfa 164 (87-98)

| | | | | | | |
|-------------------------|---------------|--------|---------|---------|---------|--|
| 2000i Twin Spark | 09/87 → 08/90 | SP-824 | MD-9006 | SP-2022 | MS-6014 | |
| | 09/92 → 10/98 | SP-928 | MD-9006 | SP-2022 | MS-6014 | |
| 2500i Turbodiesel | 09/87 → 08/92 | SP-802 | MD-9006 | SP-966 | MS-6014 | |
| | 09/92 → 10/98 | SP-812 | MD-9006 | SP-966 | MS-6014 | |
| 2500i V6 120KW, AR66201 | 09/92 → 10/98 | SP-928 | MD-9006 | SP-2022 | MS-6014 | |
| 3000i 132-147kw | 09/87 → 07/90 | SP-824 | MD-9006 | SP-2022 | MS-6014 | |
| | 08/90 → 09/92 | SP-928 | MD-9006 | SP-2022 | MS-6014 | |
| 3000i 24V 155-171KW | 09/92 → 10/98 | SP-927 | MD-9006 | SP-2022 | MS-6014 | |

Alfa 166 (98-)

| | | | | | | |
|-------------------------------------|---------------|---------|---------|---------|---------|--|
| 2000 Twin Spark 110 KW, AR36301 | 10/00 → | SP-1076 | MD-748 | | MS-6140 | |
| 2000i 114 KW, AR34103 | 10/98 → 10/00 | SP-1076 | MD-748 | | MS-6140 | |
| 2000i V6 Turbo 151 KW, AR34102 | 09/98 → | SP-928 | MD-748 | | MS-6140 | |
| 2400 JTD 100 KW, AR34202 | 10/98 → 10/00 | SP-943 | MD-748 | | MS-6140 | |
| Comments: chassis no. to VET0052106 | | | | | | |
| 2400 JTD 103 KW, AR36202 | 10/00 → 05/02 | SP-943 | MD-748 | SP-1239 | MS-6140 | |
| 2400 JTD 110 KW | 03/02 → 10/03 | SP-943 | MD-748 | SP-1239 | MS-6140 | |
| | 11/02 → | SP-943 | MD-748 | SP-1342 | MS-6140 | |
| 2400 JTD 129 KW | 09/03 → | SP-1039 | MD-748 | | MS-6140 | |
| 2500 V6 24V 138 KW | 10/00 → | SP-928 | MD-748 | SP-2023 | MS-6140 | |
| 2500i 24V 140 KW, AR34201 | 10/98 → 10/00 | SP-1076 | MD-748 | | MS-6140 | |
| 3000 V6 24V 162 KW, Eng: AR36101 | 10/00 → 10/03 | SP-928 | MD-7548 | | MS-6140 | |
| 3000i V6 24V 166 KW, Eng:AR34301 | 10/98 → 10/00 | SP-928 | MD-748 | | MS-6140 | |
| 3200 V6 24V 176 KW | 09/03 → | SP-928 | MD-7548 | | MS-6140 | |

Alfa Brera (05-)

| | | | | | | |
|-----------------------|---------------|--------|---------|--|---------|--|
| 1800 TBI 16v, 147 KW | 04/09 → | MD-637 | MD-5312 | | MS-6310 | |
| 2000 JTDM 16V, 125 KW | 04/09 → | MD-637 | MD-5312 | | MS-6310 | |
| 2200 JTS 16v, 136 KW | 09/05 → | MD-463 | MD-5312 | | MS-6310 | |
| 2400 JTDM 20V, 147 KW | 09/05 → 08/07 | MD-545 | MD-5312 | | MS-6310 | |
| 2400 JTDM 20V, 154 KW | 09/07 → | MD-545 | MD-5312 | | MS-6310 | |
| 3200 JTS V6, 24V | 09/05 → | | MD-5312 | | MS-6310 | |

Alfa GT (03-)



| | | | | | | |
|--------------------------------|---------------|---------|---------|---------|---------|--|
| 1800 16V TS, AR32205, 103 KW | 02/04 → | SP-1076 | MD-9794 | | MS-6201 | |
| 1900 JTD 16V, 110 KW | 02/04 → | SP-1039 | MD-9788 | SP-1342 | MS-6201 | |
| 1900 JTD 16V, 125 KW | 05/08 → | SP-1039 | MD-9788 | SP-1342 | MS-6201 | |
| 2000 JTS, 121 KW | 11/03 → 09/04 | SP-1039 | MD-9794 | | MS-6201 | |
| | 10/04 → | SP-1076 | MD-9794 | | MS-6201 | |
| 3200 V6 24V, 932 A.000, 176 KW | 02/04 → | SP-928 | MD-748 | | MS-6201 | |







Alfa MiTo (08-)

| | | | | | | |
|---|---------------|------------------|---------|--|---------|--|
| 1300 JTDM 16V, 66 KW | 01/09 → 10/09 | MD-547 MD-537 | MD-8094 | | MS-6339 | |
| Comments: MD-547: UFI housing, MD-537: Purflux housing. | | | | | | |
| 1300 JTDM 16V, 70 KW | 11/09 → | MD-547 MD-537 | MD-8094 | | MS-6339 | |
| Comments: MD-547: UFI housing, MD-537: Purflux housing. | | | | | | |
| 1300 JTDM, 62 KW | 01/11 → | MD-637 | | | MS-6339 | |
| Comments: MD-547: UFI housing, MD-537: Purflux housing. | | | | | | |
| 1400 16V, 57 KW | 07/08 → | SP-1001 | MD-8018 | | MS-6339 | |
| 1400 16V, 70 KW | 07/08 → | SP-1001 | MD-8018 | | MS-6339 | |
| 1400 TB 16V Multiair, 125 KW | 01/10 → | MD-537 | MD-8206 | | MS-6339 | |
| 1400 TB 16V Multiair, 99 KW | 09/09 → | MD-537 | MD-8206 | | MS-6339 | |
| 1400 TB 16V, 114 KW | 07/08 → | MD-537 | MD-8206 | | MS-6339 | |
| 1400 TB 16V, 77 KW | 09/09 → | MD-537 | MD-8206 | | MS-6339 | |
| 1400 TB 16V, 88 KW | 01/09 → 08/09 | MD-537 | MD-8206 | | MS-6339 | |
| 1400, 51 KW | 05/11 → | SP-1001 | MD-8184 | | MS-6339 | |
| 1600 JTDM, 88 KW | 07/08 → | MD-637 | MD-8206 | | MS-6339 | |
| Comments: MD-637: For vehicles without start-stop system. | | | | | | |
| 900 Twin Air Turbo, 63 KW | 01/12 → | | | | MS-6339 | |

Alfasud

| | | | | | | |
|------|---------------|--------|--------|--------|--|--|
| 1200 | 09/72 → 09/84 | SP-910 | MD-206 | FF-009 | | |
| 1300 | 09/72 → 12/89 | SP-910 | MD-206 | FF-009 | | |

|  |  |  OIL |  AIR |  FUEL |  CABIN |  OTHER |
|---|--|--|--|---|--|--|
| ALFA ROMEO | | | | | | |
| Alfasud | | | | | | |
| 1500 61KW | 09/72 → 12/84 | SP-910 | MD-206 | FF-009 | | |
| 1500 70 - 78KW | 07/80 → 12/86 | SP-910 | MD-9446 | FF-009 | | |
| 1700IE 77KW | 10/86 → 12/89 | SP-910 | MD-9050 | FF-009 | | |
| Alfetta | | | | | | |
| 1600 | 06/75 → 12/81 | SP-906 | MD-9012 | FF-009 | | |
| | 01/82 → 12/86 | SP-824 | | FF-009 | | |
| 1800 85KW | 08/74 → 12/80 | SP-906 | MD-350 | FF-009 | | |
| 1800 GT 89/90KW | 10/79 → 12/84 | SP-824 | MD-350 | FF-009 | | |
| 1800 GT/GTV 89/ 90KW | 01/83 → 12/84 | SP-824 | | FF-009 | | |
| 2000 96KW | 06/75 → 12/80 | SP-906 | MD-350 | FF-009 | | |
| | 01/81 → 12/82 | SP-824 | MD-350 | FF-009 | | |
| 2000 GT/GTV 96KW | 01/83 → 12/84 | SP-824 | | FF-009 | | |
| 2000i | 01/80 → 12/84 | SP-824 | MD-9002 | SP-2003 | | |
| 2000i QV | 01/80 → 12/81 | SP-824 | | SP-2003 | | |
| | 01/83 → 12/84 | SP-824 | MD-9002 | SP-2003 | | |
| 2000TD | 01/79 → 03/83 | SP-802 | MD-9016 | SP-966 | | |
| 2400TD | 01/79 → 12/84 | SP-802 | MD-9058 | SP-966 | | |
| 2500i GTV6 | 11/80 → 02/86 | SP-824 | | SP-2003 | | |
| Arna (83-86) | | | | | | |
| 1200, AR30102, 46 KW | 03/83 → 12/86 | SP-927 | | | | |
| 1200, AR30500, 50 KW | 01/85 → 12/86 | SP-910 | MD-9446 | FF-009 | | |
| 1200, AR31000, 44 KW | 01/85 → 12/86 | SP-910 | MD-206 | FF-009 | | |
| 1300 Ti, AR31010, 63 KW | 01/85 → 12/86 | SP-910 | MD-9446 | FF-009 | | |
| 1300, 58 KW | 01/85 → 12/86 | SP-927 | | | | |
| 1500, AR30124, 70 KW | 01/85 → 12/86 | SP-927 | MD-9050 | | | |
| Crosswagon (Q4) (04-) | | | | | | |
| 1900 JTDM 16V 110kW | 07/04 → | SP-1039 | MD-748 | SP-1342 | MS-6201 | |
| Giulia (64-78) | | | | | | |
| 1300 Super, AR00530, 64 KW | 06/65 → 07/69 | MD-113 | | FF-009 | | |
| 1300 Ti, 62 KW | 08/68 → 07/75 | SP-906 | MD-208 | FF-009 | | |
| | 08/75 → 12/78 | SP-906 | MD-350 | FF-009 | | |
| 1600 Super | 08/75 → 12/78 | SP-906 | MD-350 | FF-009 | | |
| 1600 Super, 71 KW | 06/65 → 07/69 | MD-113 | | FF-009 | | |
| 1600 Super, AR00526, 76 KW | 08/68 → 07/75 | SP-906 | MD-208 | FF-009 | | |
| 1800 Diesel, Perkins 4.108, 38 KW | 01/74 → 12/78 | SP-802 | | MD-093 | | |
| Giulietta (116) 77-85 | | | | | | |
| 1600 | 01/79 → 11/80 | SP-906 | MD-9012 | FF-009 | | |
| 1600 80KW | 12/80 → 04/84 | SP-824 | | FF-009 | | |
| 1800 | 12/80 → 04/84 | SP-824 | MD-350 | FF-009 | | |
| 1800 TURBO | 12/82 → 12/85 | SP-824 | | | | |
| 2000 | 12/80 → 08/82 | SP-824 | MD-350 | FF-009 | | |
| | 09/82 → 12/84 | SP-824 | | FF-009 | | |
| 2000TD | 01/79 → 12/84 | SP-802 | MD-9016 | SP-966 | | |
| Giulietta (940) (10-) | | | | | | |
| 1400 TB 16V Multiair, 125 KW | 05/10 → | MD-537 | MD-5326 | | MS-6421 | |
| 1400 TB 16V, 88 KW | 05/10 → | MD-537 | MD-5326 | | MS-6421 | |
| 1400 TB 16V, 77 KW | 05/12 → | MD-537 | MD-5326 | | MS-6421 | |
| 1600 JTDM 16V, 77 KW | 05/10 → | MD-669 | MD-5324 | | MS-6421 | |
| 1800 TBi 16V, 173 KW | 05/10 → | MD-637 | MD-5324 | | MS-6421 | |
| 2000 JTDM 16V, 103 KW | 05/10 → | MD-669 | MD-5326 | | MS-6421 | |
| 2000 JTDM 16V, 125 KW | 05/10 → | MD-669 | MD-5326 | | MS-6421 | |
| GT/GTJ/GTV | | | | | | |
| 1300 | 01/79 → 11/80 | SP-906 | MD-9012 | FF-009 | | |
| 1600 GT | 01/83 → 02/86 | SP-824 | MD-9012 | FF-009 | | |
| 1750 GT | 01/70 → 05/75 | SP-906 | MD-208 | FF-009 | | |
| | 06/75 → 12/80 | SP-906 | MD-350 | FF-009 | | |
| | 01/80 → 12/81 | SP-824 | MD-350 | FF-009 | | |
| | 01/83 → 02/86 | SP-824 | | FF-009 | | |

|  |  |  OIL |  AIR |  FUEL |  CABIN |  OTHER |
|---|--|--|--|---|--|--|
| ALFA ROMEO | | | | | | |
| GT/GTJ/GTV | | | | | | |
| 2000 GT Veloce | → 12/80 | SP-906 | MD-350 | FF-009 | | |
| | 01/80 → 12/81 | SP-824 | MD-350 | | | |
| | 01/83 → 02/86 | SP-824 | | | | |
| 2500 V6 | 01/83 → 02/86 | SP-824 | | SP-2003 | | |
| GTV Coupe (916) | | | | | | |
| 1800 16V 106 KW, AR32201 | 05/98 → 12/01 | SP-1076 | MD-748 | SP-2022 | MS-6013 | |
| 2000 16V 114 KW, AR32301 | 05/98 → 11/00 | SP-1076 | MD-748 | SP-2022 | MS-6013 | |
| 2000 JTS 16V 121 KW | 04/03 → 12/04 | SP-1076 | MD-748 | | MS-6013 | |
| 2000 T.S 16V 110 KW, AR16201 | 08/00 → 12/04 | SP-1076 | MD-748 | SP-2022 | MS-6013 | |
| | 08/00 → 12/04 | SP-1076 | MD-748 | SP-2022 | MS-6013 | |
| 2000 V6 148 KW, AR16202 | 06/95 → 11/00 | SP-928 | MD-748 | SP-2022 | MS-6013 | |
| 3000 24V 160KW, Eng: AR16105 | 08/00 → 06/03 | | MD-7550 | SP-2022 | MS-6013 | |
| 3000 24V 162 KW, AR16102 | 10/96 → 11/01 | SP-928 | MD-748 | SP-2022 | MS-6013 | |
| 3200 V6 24V 176 KW | 04/03 → 12/04 | SP-928 | MD-7550 | | MS-6013 | |
| Montreal | | | | | | |
| alle | 01/65 → 11/79 | SP-906 | | | | |
| RZ Roadster | | | | | | |
| 3000i Turbo 154KW | 11/92 → 02/95 | SP-824 | MD-9006 | SP-2003 | | |
| Spider (71-95) | | | | | | |
| 1600 | 03/71 → 12/81 | SP-824 | | FF-009 | | |
| | 01/83 → 12/93 | SP-824 | MD-350 | FF-009 | | |
| 1750 GT | → 05/75 | SP-906 | MD-208 | FF-009 | | |
| | 06/75 → 12/81 | SP-906 | MD-350 | FF-009 | | |
| 2000 | 06/75 → 04/90 | SP-824 | MD-350 | FF-009 | | |
| 2000i + Kat | 01/86 → 02/95 | SP-824 | MD-9002 | SP-2003 | | |
| Spider (939) (06-) | | | | | | |
| 1800 TBI 16V, 147 KW | 04/09 → | MD-637 | MD-5312 | | MS-6310 | |
| 2000 JTDM 16V, 125 KW | 04/09 → | MD-637 | MD-5312 | | MS-6310 | |
| 2200 JTS 16V, 136 KW | 07/06 → | MD-463 | MD-5312 | | MS-6310 | |
| 2400 JTDM 20V, 147 KW | 03/07 → | MD-545 | MD-5312 | | MS-6310 | |
| 2400 JTDM 20V, 154 KW | 03/08 → | MD-545 | MD-5312 | | MS-6310 | |
| 3200 JTS V6 24V, 191 KW | 07/06 → | MD-695 | MD-5312 | | MS-6310 | |
| Spider (95-04) | | | | | | |
| 1800 16V, 106 KW | 05/98 → 12/00 | SP-1076 | MD-748 | SP-2022 | MS-6013 | |
| 2000 T.S 16V, 110 KW | 08/00 → 12/04 | SP-1076 | MD-748 | SP-2022 | MS-6013 | |
| 2000 T.S 16V, 114 KW | 05/98 → 11/00 | SP-1076 | MD-748 | SP-2022 | MS-6013 | |
| 2000 V6 Turbo, 148 KW | 05/98 → 09/00 | SP-928 | MD-9214 | SP-2022 | MS-6013 | |
| 2000i 16V Twin Spark, 110 KW | 03/95 → 12/04 | SP-1076 | MD-748 | SP-2080 | MS-6013 | |
| 3000 V6 24V, AR16102, 162 KW | 01/99 → 10/00 | SP-928 | MD-7550 | SP-2022 | MS-6013 | |
| 3000 V6, AR16105, 160 KW | 10/00 → 06/03 | SP-928 | MD-7550 | SP-2022 | MS-6013 | |
| 3000i V6, 141 KW | 03/95 → 10/00 | SP-928 | MD-748 | SP-2022 | MS-6013 | |
| 3200 V6 24V, 176 KW | 04/03 → 12/04 | SP-928 | MD-7550 | | MS-6013 | |
| SZ Coupe (90-93) | | | | | | |
| 3000i Turbo, 154 KW | 04/90 → 12/93 | SP-824 | MD-9006 | SP-2003 | | |
| ASTON MARTIN | | | | | | |
| DB6 | | | | | | |
| 4000 | 01/66 → 05/73 | MD-139 | | | | |
| DB7 | | | | | | |
| 3200 Volante, 250 KW | 01/96 → | MD-139 | | | | |
| 3200, 250 KW | 01/94 → | MD-139 | | | | |
| DBS | | | | | | |
| 4000, 210 KW | 09/66 → 12/72 | MD-139 | | | | |
| Lagonda | | | | | | |
| 5300i V8 | 01/76 → 12/86 | SP-866 | MD-076 | MD-095 | | |
| 5300i, 250 KW | 01/76 → 12/86 | | | MD-095 | | |
| Vantage Zagato | | | | | | |
| 5300i, 322 KW | 01/86 → 12/89 | | | | | |

ASTON MARTIN

Virage

| | | | | | | |
|--------------------------|---------------|--------|--|--|--|--|
| 5300 Limited Ed., 246 KW | 01/95 → 12/95 | SP-832 | | | | |
| 5300 saloon, 246 KW | 01/94 → 12/95 | SP-832 | | | | |
| 5300 vantage, 410 kw | 10/92 → | SP-832 | | | | |
| 5300, 246 KW | 10/88 → 12/89 | | | | | |
| | 01/90 → 12/92 | SP-832 | | | | |
| 6300 saloon, 246 KW | 01/95 → 12/95 | SP-832 | | | | |
| 6300 shoot brake, 373 KW | 01/94 → 12/95 | SP-832 | | | | |
| 6300 volantee, 373 KW | 01/94 → 12/95 | SP-832 | | | | |

Volante

| | | | | | | |
|----------|---------------|--------|--------|--|--|--|
| 5300i V8 | 01/78 → 12/89 | SP-866 | MD-076 | | | |
|----------|---------------|--------|--------|--|--|--|

Volante Zagato

| | | | | | | |
|----------|---------------|--|--------|--|--|--|
| 5300i V8 | 01/86 → 12/89 | | MD-076 | | | |
|----------|---------------|--|--------|--|--|--|

AUDI

100

| | | | | | | |
|-------------------------|---------------|---------|---------|---------|--|--|
| 1600 | 07/76 → 07/82 | SP-812 | MD-130 | FF-010 | | |
| 1800 55 - 66KW | 08/73 → 11/89 | SP-812 | MD-130 | FF-010 | | |
| 1800 74KW | 07/71 → 07/76 | SP-812 | MD-078 | FF-010 | | |
| 1800i 65/66KW K - Jetr. | 08/85 → 11/89 | SP-812 | MD-9432 | SP-2020 | | |
| 1900 | 08/71 → 07/76 | SP-812 | MD-078 | FF-010 | | |
| | 08/76 → 07/80 | SP-812 | | FF-010 | | |
| 1900 74KW | 08/80 → 09/84 | SP-812 | MD-130 | FF-010 | | |
| 2000 | 08/76 → 07/79 | SP-812 | MD-078 | FF-010 | | |
| 2000 83/85KW | 08/84 → 12/89 | SP-812 | MD-9432 | FF-010 | | |
| 2000D 51KW | 10/77 → 02/79 | SP-915 | MD-9432 | SP-966 | | |
| | 03/79 → 07/88 | SP-915 | MD-9404 | SP-966 | | |
| 2000i | 12/89 → 05/94 | SP-812 | MD-9096 | SP-2020 | | |
| 2000i 83/85KW | 08/84 → 09/85 | SP-812 | MD-9432 | SP-2007 | | |
| | 10/85 → 12/89 | SP-812 | MD-9432 | SP-2020 | | |
| 2000TD 64-74KW | 01/83 → 12/89 | SP-1040 | MD-9078 | SP-966 | | |
| 2200 85KW | 08/76 → 07/80 | SP-812 | MD-078 | FF-010 | | |
| | 08/80 → 12/86 | SP-812 | MD-130 | FF-010 | | |
| 2200i 85/100/101KW | 11/86 → 12/89 | SP-812 | MD-9432 | SP-2020 | | |
| 2200i 100/101KW | 04/77 → 08/81 | SP-812 | MD-9432 | SP-2002 | | |
| | 09/81 → 12/89 | SP-812 | MD-9432 | SP-2020 | | |
| 2200i Turbo | 06/86 → 12/89 | SP-812 | MD-9432 | SP-2020 | | |
| 2300i | 01/86 → 12/89 | SP-812 | MD-9432 | SP-2020 | | |
| | 12/89 → 05/94 | SP-812 | MD-9096 | SP-2020 | | |
| 2300i S4 Turbo 20V | 12/89 → 05/94 | SP-978 | MD-9216 | SP-2020 | | |
| 2400D | 08/89 → 04/90 | | MD-9078 | SP-1030 | | |
| 2400TD | 01/91 → 05/94 | | MD-9216 | SP-966 | | |
| 2500TDI | 08/89 → 12/89 | SP-915 | MD-9078 | SP-1031 | | |
| | 01/91 → 05/94 | SP-980 | MD-9216 | SP-1031 | | |
| 2600i | 05/92 → 05/94 | SP-978 | MD-9096 | SP-2020 | | |
| 2800i VR6 | 12/89 → 05/94 | SP-978 | MD-9096 | SP-2020 | | |
| 4200i S4 V8 | 11/92 → 05/94 | | MD-9202 | SP-2020 | | |
| Mono - Jet. | 08/85 → 11/89 | SP-812 | MD-130 | SP-2020 | | |







200

| | | | | | | |
|-----------------|---------------|--------|---------|---------|--|--|
| 2200i 100/101KW | 10/79 → 09/81 | SP-812 | MD-9432 | SP-2002 | | |
| | 10/81 → 03/89 | SP-812 | MD-9432 | SP-2020 | | |
| 5T Turbo | 10/79 → 03/89 | SP-812 | MD-9432 | SP-2020 | | |
| Quattro | 10/79 → 03/89 | SP-812 | MD-9432 | SP-2020 | | |
| Quattro 20V | 03/89 → 07/90 | SP-812 | MD-9096 | SP-2020 | | |
| | 08/89 → 03/94 | SP-978 | MD-9096 | SP-2020 | | |
| Turbo | 08/82 → 03/94 | SP-812 | MD-9432 | SP-2020 | | |

50

| | | | | | | |
|-----------|---------------|--------|--------|--------|--|--|
| 1100-1300 | 08/74 → 07/78 | SP-812 | MD-130 | FF-010 | | |
|-----------|---------------|--------|--------|--------|--|--|

80

|  |  |  OIL |  AIR |  FUEL |  CABIN |  OTHER |
|---|--|--|--|---|--|--|
| AUDI | | | | | | |
| 80 | | | | | | |
| 1300 | 09/72 → 07/78 | SP-812 | MD-130 | FF-010 | MS-6118 MS-6118C | |
| 1300 40KW | 08/77 → 07/79 | SP-812 | MD-130 | FF-010 | MS-6118 MS-6118C | |
| | 08/79 → 06/80 | SP-812 | MD-9040 | FF-010 | MS-6118 MS-6118C | |
| 1300 44KW | 07/80 → 08/85 | SP-812 | MD-130 | FF-010 | MS-6118 MS-6118C | |
| 1500 | 09/72 → 07/78 | SP-812 | MD-130 | FF-010 | MS-6118 MS-6118C | |
| 1600 55/63KW | 09/72 → 08/85 | SP-812 | MD-130 | FF-010 | MS-6118 MS-6118C | |
| 1600 55/65/66KW | 09/85 → 07/90 | SP-812 | MD-130 | FF-010 | MS-6118 MS-6118C | |
| 1600 55/65/66KW some/teilweise | 09/85 → 07/90 | SP-812 | MD-130 | SP-2020 | MS-6118 MS-6118C | |
| 1600 81KW | 08/75 → 07/77 | SP-812 | MD-9436 | | MS-6118 MS-6118C | |
| | 08/77 → 08/80 | SP-812 | MD-9436 | SP-2002 | MS-6118 MS-6118C | |
| | 09/80 → 07/82 | SP-812 | MD-9436 | SP-2007 | MS-6118 MS-6118C | |
| 1600D 40KW BOSCH | 08/80 → 08/85 | SP-915 | MD-9404 | SP-966 | MS-6118 MS-6118C | |
| 1600D 40KW CAV | 08/80 → 08/85 | SP-915 | MD-9404 | MD-093 | MS-6118 MS-6118C | |
| 1600E | 09/93 → 12/93 | SP-812 | MD-9096 | SP-2022 | MS-6118 MS-6118C | |
| 1600TD 51KW | 02/81 → 08/85 | SP-915 | MD-9404 | SP-966 | MS-6118 MS-6118C | |
| 1800 | 08/90 → 12/93 | SP-812 | MD-130 | | MS-6118 MS-6118C | |
| 1800i | 08/90 → 12/93 | SP-812 | MD-130 | | MS-6118 MS-6118C | |
| 1800i (GLI/GTI) 81/82KW | 09/81 → 07/82 | SP-812 | MD-9436 | SP-2007 | MS-6118 MS-6118C | |
| | 08/81 → 08/85 | SP-812 | MD-9404 | SP-2007 | MS-6118 MS-6118C | |
| 1800i 66KW | 01/83 → 08/85 | SP-812 | MD-130 | FF-010 | MS-6118 MS-6118C | |
| 1800i 66KW KAT | 09/84 → 08/85 | SP-812 | MD-9404 | SP-2007 | MS-6118 MS-6118C | |
| 1800i 66KW KE - Jetronic | 09/85 → 07/90 | SP-812 | MD-9404 | SP-2020 | MS-6118 MS-6118C | |
| 1800i 82/83KW | 09/85 → 07/90 | SP-812 | MD-9404 | SP-2020 | MS-6118 MS-6118C | |
| 1900 85KW | → 08/82 | SP-812 | MD-130 | FF-010 | MS-6118 MS-6118C | |
| 1900 Diesel, 50KW | 08/89 → 08/91 | SP-915 | MD-9096 | SP-1030 | MS-6118 MS-6118C | |
| 1900 TDi | 09/91 → 02/96 | SP-1112 | MD-9096 | SP-1030 | MS-6118 MS-6118C | |
| 1900 TDiesel | 09/91 → 12/94 | SP-915 | MD-9096 | SP-1030 | MS-6118 MS-6118C | |
| 1900i 83KW | 08/81 → 08/85 | SP-812 | MD-9404 | SP-2007 | MS-6118 MS-6118C | |
| | 09/85 → 07/90 | SP-812 | MD-9404 | SP-2020 | MS-6118 MS-6118C | |

AUDI

80

| | | | | | |
|-------------------------------|---------------|--------|---------|---------|---------------------|
| 2000i 66KW | 08/90 → 12/93 | SP-812 | MD-130 | SP-2022 | MS-6118 MS-6118C |
| 2000i 83KW | 01/88 → 07/90 | SP-812 | MD-9404 | SP-2020 | MS-6118 MS-6118C |
| 2000i 85KW | 08/81 → 08/85 | SP-812 | MD-9404 | SP-2007 | MS-6118 MS-6118C |
| | 08/90 → 12/93 | SP-812 | MD-9096 | SP-2022 | MS-6118 MS-6118C |
| 2000i 100/103KW 16V | 09/90 → 12/93 | SP-978 | MD-9404 | SP-2022 | MS-6118 MS-6118C |
| 2000i 101KW | 01/90 → 07/90 | SP-812 | MD-9404 | SP-2020 | MS-6118 MS-6118C |
| | 07/90 → 07/90 | SP-978 | MD-9404 | SP-2020 | MS-6118 MS-6118C |
| 2000i 101KW 16V Sport Edition | 09/93 → 12/93 | SP-978 | MD-9096 | SP-2020 | MS-6118 MS-6118C |
| 2200i 96/100KW | 08/81 → 11/88 | SP-812 | MD-9404 | SP-2007 | MS-6118 MS-6118C |
| 2200i S2/RS2 20V | 08/92 → 12/93 | SP-978 | MD-9404 | SP-2020 | MS-6118 MS-6118C |
| 2300i 98KW | 08/90 → 12/93 | SP-812 | MD-9404 | SP-2022 | MS-6118 MS-6118C |
| 2600i -S034000 | 08/90 → 12/93 | SP-978 | MD-9096 | SP-2022 | MS-6118 MS-6118C |
| 2600i S034001- | 08/90 → 12/93 | SP-979 | MD-9096 | SP-2022 | MS-6118 MS-6118C |
| 2800i -S034000 | 08/90 → 12/93 | SP-978 | MD-9096 | SP-2022 | MS-6118 MS-6118C |
| 2800i S034001- | 08/90 → 12/93 | SP-979 | MD-9096 | SP-2022 | MS-6118 MS-6118C |

80 Quattro


| | | | | | |
|------------------|---------------|--------|---------|---------|---------------------|
| 1800 66/68KW KAT | 03/85 → 08/85 | SP-812 | MD-9404 | SP-2007 | MS-6118 MS-6118C |
| 1800 66KW | 08/84 → 08/85 | SP-812 | MD-130 | FF-010 | MS-6118 MS-6118C |
| 1800 81/82KW | 08/84 → 08/85 | SP-812 | MD-9404 | SP-2007 | MS-6118 MS-6118C |
| 2000i 85KW | 09/82 → 08/85 | SP-812 | MD-9404 | SP-2007 | MS-6118 MS-6118C |
| 2200i 100KW | 09/82 → 08/85 | SP-812 | MD-9404 | SP-2007 | MS-6118 MS-6118C |

90

| | | | | | |
|------------------------|---------------|--------|---------|---------|--|
| 1600TD 51KW | 03/85 → 12/85 | SP-915 | MD-9404 | SP-966 | |
| 2000i | 08/84 → 12/85 | SP-812 | MD-9404 | SP-2007 | |
| | 01/87 → 09/89 | SP-812 | MD-9404 | SP-2020 | |
| 2200 85/100KW | 10/84 → 03/86 | SP-812 | MD-9404 | SP-2007 | |
| 2200i 100KW | 04/86 → 07/90 | SP-812 | MD-9404 | SP-2020 | |
| 2200i Quattro 88/100KW | 08/85 → 09/90 | SP-812 | MD-9404 | SP-2007 | |
| 2300i 123/125KW | 06/88 → 09/90 | SP-978 | MD-9404 | SP-2020 | |
| 2300i 98/100KW | 04/86 → 09/90 | SP-812 | MD-9404 | SP-2020 | |

A1 (8X) (10-)

| | | | | | |
|--------------------------------------|---------------|---------|---------|---------|---------|
| 1200 TFSI, CBZA, 63 KW | 08/10 → | SP-1373 | MD-5320 | SP-2149 | MS-6438 |
| 1400 TFSI SI, CAVG CTHG CTJA, 136 KW | 11/10 → | SP-1373 | MD-5320 | SP-2149 | MS-6438 |
| 1400 TFSI, CAXA CNVA, 90 KW | 08/10 → | SP-1373 | MD-5320 | SP-2149 | MS-6438 |
| 1400 TFSI, CPTA, 103 KW | 04/12 → | SP-1373 | MD-5320 | SP-2149 | MS-6438 |
| 1600 TDI, CAYB, 66 KW | 11/10 → | MD-679 | MD-5320 | SP-1380 | MS-6438 |
| 1600 TDI, CAYC, 77 KW | 08/10 → 05/11 | MD-679 | MD-5320 | SP-1380 | MS-6438 |
| 2000 TDI, CFHB, 100 KW | 09/11 → | MD-679 | MD-5320 | SP-1292 | MS-6438 |
| 2000 TDI, CFHD, 105 KW | 09/11 → | MD-679 | MD-5320 | SP-1292 | MS-6438 |

|  |  |  OIL |  AIR |  FUEL |  CABIN |  OTHER |
|---|--|--|--|---|--|--|
| AUDI | | | | | | |
| A1 (8X) (10-) | | | | | | |
| 2000 TFSI Quattro, CDLH, 188 KW | 04/12 → | MD-573 | | SP-2149 | MS-6438 | |
| A2 (8Z) (00-05) | | | | | | |
| 1200TDi, 45 KW, Eng:ANY | 08/00 → 09/05 | MD-437 | MD-746 | SP-1271 | MS-6216 MS-6216C | |
| | 06/02 → 09/05 | MD-437 | MD-746 | MD-597 | MS-6216 MS-6216C | |
| 1400 TDi, 66 KW, Eng:ATL | 09/03 → 09/05 | MD-437 | MD-746 | MD-597 | MS-6216 MS-6216C | |
| 1400i, 55 KW, Eng:AUA,BBY | 05/00 → 09/05 | SP-1066 | MD-746 | SP-2060 | MS-6216 MS-6216C | |
| 1400TDi, 55 KW, Eng:AMF | 05/00 → 05/02 | MD-437 | MD-746 | SP-1271 | MS-6216 MS-6216C | |
| | 06/02 → 09/05 | MD-437 | MD-746 | MD-597 | MS-6216 MS-6216C | |
| 1600 FSi,81 KW, Eng:BAD | 03/02 → 09/05 | SP-1135 | MD-746 | SP-2060 | MS-6216 MS-6216C | |
| A3 I (8L) (96-03) | | | | | | |
| 1600i 74/75KW | 09/96 → | SP-978 | MD-9422 | SP-2120 | MS-6109 MS-6109C | |
| 1800i 20V 92KW | 09/96 → 08/01 | SP-978 | MD-9422 | SP-2120 | MS-6109 MS-6109C | |
| 1800i S3 165KW | 09/01 → 05/03 | SP-978 | MD-9422 | SP-2120 | MS-6109 MS-6109C | |
| 1800i Turbo 20V 132KW | 10/98 → 08/01 | SP-978 | MD-9422 | SP-2120 | MS-6109 MS-6109C | |
| 1800i Turbo Quattro 110KW | 09/96 → 08/01 | SP-978 | MD-9422 | SP-2120 | MS-6109 MS-6109C | |
| 1800i Turbo S3 154KW | 03/99 → 09/01 | SP-978 | MD-9422 | SP-2120 | MS-6109 MS-6109C | |
| 1900 TDI 74KW | 09/00 → 05/03 | MD-355 | MD-9422 | SP-1041 | MS-6109 MS-6109C | |
| 1900TDI 66KW | 09/96 → 08/01 | MD-355 | MD-9422 | SP-1041 | MS-6109 MS-6109C | |
| 1900TDI 81KW | 04/96 → 08/01 | MD-355 | MD-9422 | SP-1041 | MS-6109 MS-6109C | |
| 1900TDI 96KW | 06/00 → 05/03 | MD-355 | MD-9422 | SP-1041 | MS-6109 MS-6109C | |
| A3 II (8P) (03-) | | | | | | |
| 1200 TFSi, 77 KW | 12/09 → | SP-1373 | MD-5226 | SP-2149 | MS-6274 MS-6274C | |
| 1400 TSI, CAXC, 92KW | 09/07 → 06/08 | MD-535 | MD-5226 | SP-2149 | MS-6274 MS-6274C | |
| | 07/08 → 05/10 | SP-1350 | MD-5226 | SP-2149 | MS-6274 MS-6274C | |
| | 06/10 → | SP-1373 | MD-5226 | SP-2149 | MS-6274 MS-6274C | |
| 1600 BGu, 75 KW | 05/03 → | SP-978 | MD-5226 | SP-2137/1 | MS-6274 MS-6274C | |
| | 10/05 → | SP-978 | MD-5226 | SP-2156 | MS-6274 MS-6274C | |
| 1600 FSi, BAG, 85 KW | 09/03 → | MD-535 | MD-8248 | SP-2060 | MS-6274 MS-6274C | |
| 1600 FSi, BLF, BLP, 85 KW | 09/03 → | MD-535 | MD-8248 | SP-2149 | MS-6274 MS-6274C | |
| 1600 TDI, CAYB, 66kW | 05/09 → | MD-679 | MD-8060 | MD-613 | MS-6274 MS-6274C | |
| 1600 TDI, CAYC, 77kW | 05/09 → | MD-679 | MD-8060 | MD-613 | MS-6274 MS-6274C | |

AUDI

A3 II (8P) (03-)

| | | | | | | |
|---|---------------|-------------------|---------|------------------|---------------------|--|
| 1800 TFSI, BYT, BZB, CDAA, 118 Kw | 11/06 → 01/00 | SP-1356 | MD-8060 | SP-2149 | MS-6274 MS-6274C | |
| 1900 TDi, Eng:BKC, 77 KW | 05/03 → | MD-437 | MD-8060 | MD-613 | MS-6274 MS-6274C | |
| | 05/03 → | MD-437 | MD-8060 | MD-539 MD-615 | MS-6274 MS-6274C | |
| 2000 FSi, AXW/BMB, 110 KW | 05/03 → | MD-573 | MD-5226 | SP-2060 | MS-6274 MS-6274C | |
| 2000 FSi, BLR/BLX/BLY/BVY/BVZ, 110 KW | 05/03 → | MD-573 | MD-5226 | SP-2149 | MS-6274 MS-6274C | |
| 2000 TDi BMN, CBBB, CFGD, 125 kw | 03/06 → | MD-437 MD-679 | MD-8060 | MD-613 | MS-6274 MS-6274C | |
| Comments: MD-437: Engine code BMN+CBBB, MD-679: Engine code CFGD. | | | | | | |
| 2000 TDI, AZV, CBAA , CFFA, 100 KW | 05/03 → 03/06 | MD-437 MD-679 | MD-8060 | MD-615 MD-539 | MS-6274 MS-6274C | |
| Comments: MD-437: Engine code AZV, CBAA, MD-679: Engine code CFFA, MD-615: Up to chassis no. 8P_6_17600 Housing 1K0127400K(M+H), MD-539: Up to chassis no. 8P_6_17600 Housing 400K(M+H) | | | | | | |
| | 04/06 → | MD-437 MD-679 | MD-8060 | MD-613 | MS-6274 MS-6274C | |
| Comments: MD-437: Engine code AZV, CBAA, MD-679: Engine code CFFA, MD-613: From chassis no. 8P_6_176001 Filtration system UFI. | | | | | | |
| 2000 TDi, BUY, 120 KW | 06/06 → | MD-437 | MD-8060 | MD-613 | MS-6274 MS-6274C | |
| 2000 TDi, Eng:AZV,BKD, 103KW | 05/03 → | MD-437 | MD-8060 | MD-539 MD-613 | MS-6274 MS-6274C | |
| | 05/03 → | MD-437 | MD-8060 | MD-615 | MS-6274 MS-6274C | |
| 2000 TFSI, (S3), BHZ CDLA, 195KW | 11/06 → | MD-573 | | SP-2149 | MS-6274 MS-6274C | |
| 2000 TFSI, (S3), BZC CDLC, 188KW | 02/07 → | MD-573 | | SP-2149 | MS-6274 MS-6274C | |
| 2000 TFSI, 147 KW | 09/04 → | MD-573 SP-1356 | MD-8284 | SP-2149 | MS-6274 MS-6274C | |
| Comments: Engine code CAWB, CBFA, CCTA, CCZA use SP-1356 | | | | | | |
| 2500 TFSI, (RS3) QUATTRO, CEPA, 250KW | 03/11 → | MD-573 | MD-8402 | SP-2149 | MS-6274 MS-6274C | |
| 3200 V6 Quattro, Eng:BDB, 184 KW | 09/03 → | MD-437 | MD-8402 | SP-2137/1 | MS-6274 MS-6274C | |
| | 10/05 → | MD-437 | MD-8402 | SP-2156 | MS-6274 MS-6274C | |

A3 III (8V) (12-)

| | | | | | |
|------------------------------|---------|---------|--|--|--|
| 1200 TFSI, CJZA, 77 KW | 02/13 → | SP-1384 | | | |
| 1400 TFSI, CMBA, 90 KW | 08/12 → | SP-1384 | | | |
| 1400 TFSI, CPTA, 103 KW | 10/12 → | SP-1384 | | | |
| 1400 TFSI, CXSB, 92 KW | 10/12 → | SP-1384 | | | |
| 1600 TDI, CLHA, 77 KW | 09/12 → | | | | |
| 1800 TFSI, CJSA CJSB, 132 KW | 08/12 → | | | | |
| 2000 TDI, CRBC CRLB, 110 KW | 08/12 → | | | | |
| 2000 TDI, CRBD, 100 KW | 05/13 → | | | | |
| 2000 TDI, CRFA, 81 KW | 12/12 → | | | | |
| 2000 TDI, CRFC, 105 KW | 08/12 → | | | | |
| 2000 TDI, CUPA, 135 KW | 11/12 → | | | | |
| 2000 TFSI S3, CJXB, 206 KW | 02/13 → | | | | |
| 2000 TFSI S3, CJXC, 221 KW | 11/12 → | | | | |

A4 I (8D, B5) (95-01)

| | | | | | |
|--------------------|---------------|--------|---------|---------|---------------------|
| 1600E 74KW | 11/93 → 09/01 | SP-978 | MD-9090 | SP-2003 | MS-6118 MS-6118C |
| 1600E 74KW Quattro | 11/93 → 09/01 | SP-978 | MD-9090 | SP-2022 | MS-6118 MS-6118C |
| 1800E 92/95KW | 11/93 → 09/01 | SP-978 | MD-9090 | SP-2003 | MS-6118 MS-6118C |

|  |  |  OIL |  AIR |  FUEL |  CABIN |  OTHER |
|---|--|--|--|---|--|--|
| AUDI | | | | | | |
| A4 I (8D, B5) (95-01) | | | | | | |
| 1800E 92/95KW Quattro | 11/93 → 09/01 | SP-978 | MD-9090 | SP-2022 | MS-6118 MS-6118C | |
| 1800E T, AWT, 110KW | 11/93 → 09/01 | SP-980 | MD-9090 | SP-2003 | MS-6118 MS-6118C | |
| 1800E Turbo 110KW | 11/93 → 09/01 | SP-978 | MD-9090 | SP-2003 | MS-6118 MS-6118C | |
| 1800E Turbo 110KW Quattro | 11/93 → 09/01 | SP-978 | MD-9090 | SP-2022 | MS-6118 MS-6118C | |
| 1800E Turbo 132KW | 12/97 → 09/01 | SP-978 | MD-9090 | SP-2003 | MS-6118 MS-6118C | |
| 1900 TD AFF, 55KW | 03/96 → 09/01 | SP-915 | MD-9090 | SP-1030 | MS-6118 MS-6118C | |
| 1900 TDi 66/81KW | 01/95 → 06/96 | SP-915 | MD-9090 | SP-1030 | MS-6118 MS-6118C | |
| | 07/96 → 05/99 | SP-915 | MD-9090 | SP-1030 | MS-6118 MS-6118C | |
| 1900TDi AJM/ATZ, 85KW | 04/99 → 09/01 | MD-355 | MD-9090 | SP-1264 | MS-6118 MS-6118C | |
| 1900TDi 66/81KW | 06/99 → 09/01 | SP-915 | MD-9090 | SP-1030 | MS-6118 MS-6118C | |
| 2400E 30V 121KW | 03/97 → 09/01 | SP-979 | MD-9090 | SP-2003 | MS-6118 MS-6118C | |
| 2500 TDi V6 110KW | 09/97 → 09/01 | MD-391 | MD-9472 | SP-1241 | MS-6118 MS-6118C | |
| 2600E V6 110KW | 11/93 → 09/01 | SP-979 | MD-9090 | SP-2003 | MS-6188 | |
| 2700 RS4 30V 280KW | 06/00 → 09/01 | SP-978 | MD-9090 | SP-2022 | MS-6118 MS-6118C | |
| 2700 S4 30V 195KW | 10/97 → 09/01 | SP-979 | MD-9090 | SP-2022 | MS-6118 MS-6118C | |
| 2700 V6 Quattro 169KW | 02/99 → 09/01 | SP-978 | MD-9090 | SP-2003 | MS-6118 MS-6118C | |
| 2800E 30V 142KW | 10/96 → 09/01 | SP-979 | MD-9090 | SP-2003 | MS-6118 MS-6118C | |
| 2800E V6 128KW | 11/93 → 09/96 | SP-979 | MD-9090 | SP-2003 | MS-6118 MS-6118C | |
| A4 II (8E/8H, B6+B7) (00-08) | | | | | | |
| 1600 ,ALZ, 75 KW | 01/01 → 06/08 | SP-978 | MD-9620 | SP-2003 | MS-6202 MS-6202C | TR-015 TR-019 |
| 1800 T AMB, 125 KW | 07/01 → 12/04 | SP-980 | MD-9620 | SP-2178 SP-2151 | MS-6202 MS-6202C | |
| Comments: SP-2151: Use for Series Quattro 4WD from chassis No 8E-5-065001 | | | | | | |
| 1800 T AVJ, 110 KW | 11/00 → 07/02 | SP-980 | MD-9620 | SP-2178 SP-2151 | MS-6202 MS-6202C | |
| Comments: SP-2151: Use for Series Quattro 4WD from chassis No 8E-5-065001 | | | | | | |
| 1800 T BEX, 140 KW | 11/02 → 12/04 | SP-980 | MD-9620 | SP-2178 SP-2151 | MS-6202 MS-6202C | |
| Comments: SP-2151: Use for Series Quattro 4WD from chassis No 8E-5-065001 | | | | | | |
| 1800 T BFB, 120 KW | 06/02 → 06/08 | SP-980 | MD-9620 | SP-2178 SP-2151 | MS-6202 MS-6202C | TR-015 TR-019 |
| Comments: SP-2151: Use for Series Quattro 4WD from chassis No 8E-5-065001 | | | | | | |
| 1900 TDi , AVF/AWX, 96 KW | 11/00 → 12/04 | MD-355 | MD-9620 | SP-1041 | MS-6202 MS-6202C | |
| 1900TDi AVB, 74 KW | 04/01 → 07/04 | MD-355 | MD-9620 | SP-1041 | MS-6202 MS-6202C | |
| 2000 ALT, 96 KW | 11/00 → 06/08 | SP-978 | MD-9620 | SP-2120 | MS-6202 MS-6202C | TR-015 TR-019 |
| 2000 FSI AWA, 110 KW | 07/02 → 01/05 | SP-978 | MD-9620 | | MS-6202 MS-6202C | TR-015 TR-019 |
| 2000 TDi, BLB/BNA, 103 KW | 11/04 → 06/08 | MD-437 | MD-9620 | SP-1282 | MS-6202 MS-6202C | TR-015 TR-019 |

AUDI

A4 II (8E/8H, B6+B7) (00-08)

| | | | | | | |
|----------------------------------|---------------|--------|---------|---------|---------------------|------------------|
| 2000 TDi, BRD/BVA, 125 KW | 05/06 → 06/08 | MD-355 | MD-9620 | SP-1282 | MS-6202 MS-6202C | |
| 2000 TDi, BPW/BRC, 103 KW | 11/04 → 06/08 | MD-355 | MD-9620 | SP-1041 | MS-6202 | |
| 2000 Turbo FSI, 162 KW | 06/05 → 06/08 | MD-573 | MD-9620 | SP-2150 | MS-6202 MS-6202C | |
| 2000 Turbo, FSI, 125 KW | 03/07 → 06/08 | MD-573 | MD-9620 | SP-2150 | MS-6202 MS-6202C | |
| 2000 Turbo, FSI, 147 KW | 11/04 → 06/08 | MD-573 | MD-9620 | SP-2150 | MS-6202 MS-6202C | |
| 2400 V6 AMM, 120 KW | 09/01 → 12/04 | SP-979 | MD-9620 | SP-2120 | MS-6202 MS-6202C | TR-015 TR-019 |
| 2400 V6 BDV, 125KW | 09/01 → 12/04 | SP-979 | MD-9620 | SP-2120 | MS-6202 MS-6202C | |
| 2500 TDi V6 132KW | 11/00 → 12/04 | MD-391 | MD-9620 | SP-1241 | MS-6202 MS-6202C | |
| 2500 TDi V6 AKE,BAU, BDH, 120 KW | 11/05 → 12/05 | MD-391 | MD-9620 | SP-1241 | MS-6202 MS-6202C | |
| 2500 TDi V6 AYM, 114 KW | 04/01 → 07/02 | MD-391 | MD-9620 | SP-1241 | MS-6202 MS-6202C | |
| 2700 TDi V6, BPP, 132 KW | 11/05 → 06/08 | MD-625 | MD-9620 | SP-1286 | MS-6202 MS-6202C | TR-015 TR-019 |
| 2700 TDi V6, BSG, 120 KW | 11/05 → 06/08 | MD-625 | MD-9620 | SP-1286 | MS-6202 MS-6202C | |
| 3000 TDi V6, BKN, 150 KW | 11/04 → 06/08 | MD-625 | MD-9620 | SP-1286 | MS-6202 MS-6202C | |
| 3000 TDi, V6, ASB, 171 KW | 11/05 → 06/08 | MD-625 | MD-9620 | SP-1286 | MS-6202 MS-6202C | |
| 3000 V6 ASN, BBJ, 162 KW | 11/04 → 06/08 | SP-979 | MD-9620 | SP-2120 | MS-6202 MS-6202C | |
| 3200 FSI, AUK, 188 KW | 11/04 → 06/08 | MD-595 | MD-9620 | SP-2150 | MS-6202 MS-6202C | |
| 4200 V8 RS4/ S4 20V 309KW/253 KW | 11/05 → 06/08 | MD-719 | | SP-2150 | MS-6202 MS-6202C | |

A4 III (8K) (07-)

| | | | | | | |
|---|---------------|---------|---------|---------|---------------------|--|
| 1800 TFSI, CABA, CDHA, 88 KW | 01/08 → | SP-1356 | MD-8454 | | MS-6369 MS-6369C | |
| 1800 TFSI, CABB, CDHB, 118 KW | 11/07 → 03/12 | SP-1356 | MD-8454 | | MS-6369 MS-6369C | |
| 1800 TFSI, CJEB, 125 KW | 01/12 → | | MD-8454 | | MS-6369 MS-6369C | |
| 2000 TDI, CAGA CAGB CJCA CMFA, 105 KW | 11/07 → | MD-437 | MD-8454 | SP-1339 | MS-6369 MS-6369C | |
| Comments: MD-437: Engine code CAGA, CAGB. | | | | | | |
| 2000 TDI, CAGB CJCB, 100 KW | 05/09 → | MD-437 | MD-8454 | SP-1339 | MS-6369 MS-6369C | |
| Comments: MD-437: Engine code CAGB. | | | | | | |
| 2000 TDI, CAGC CJCC, 88 KW | 06/08 → | MD-437 | MD-8454 | SP-1339 | MS-6369 MS-6369C | |
| Comments: MD-437: Engine code CAGC. | | | | | | |
| 2000 TDI, CAHA CAHB, 125 KW | 01/08 → 03/12 | MD-437 | MD-8454 | SP-1339 | MS-6369 MS-6369C | |
| 2000 TDI, CGLC, 130 KW | 02/12 → | | MD-8454 | SP-1339 | MS-6369 MS-6369C | |
| 2000 TDI, CGLD, 120 KW | 02/12 → | | MD-8454 | SP-1339 | MS-6369 MS-6369C | |
| 2000 TFSI, CAEA CDNB CFKA, 132 KW | 06/08 → | SP-1356 | MD-8454 | | MS-6369 MS-6369C | |
| 2000 TFSI, CDNC CAEB CPMA, 155 KW | 06/08 → | SP-1356 | MD-8454 | | MS-6369 MS-6369C | |

|  |  |  OIL |  AIR |  FUEL |  CABIN |  OTHER |
|---|--|--|--|---|--|--|
| AUDI | | | | | | |
| A4 III (8K) (07-) | | | | | | |
| 2700 TDI, CAMA CGKA, 140 KW | 11/07 → | MD-625 | MD-5322 | SP-1339 | MS-6369 MS-6369C | |
| Comments: MD-625: Engine code CAMA chassis no. to 8K_8A021989 | | | | | | |
| 2700 TDI, CAMB CGKB, 120 KW | 11/07 → 03/12 | MD-625 | MD-5322 | SP-1339 | MS-6369 MS-6369C | |
| Comments: MD-625: Engine code CAMB chassis no. 8K_8A021989. | | | | | | |
| 3000 TDI, CAPA CCLA CCWA, 176 KW | 11/07 → 03/12 | MD-625 | MD-5322 | SP-1339 | MS-6369C MS-6369 | |
| Comments: MD-625: Engine code CAPA chassis no. to 8K_8N009060. | | | | | | |
| 3000 TDI, CCWB, 155 KW | 06/08 → 03/12 | | MD-5322 | SP-1339 | MS-6369C MS-6369 | |
| 3000 TDI, CDUK CKUB, 180 KW | 02/12 → | | MD-5322 | SP-1339 | MS-6369C MS-6369 | |
| 3000 TDI, CLAB, 150 KW | 02/12 → | | MD-5322 | SP-1339 | MS-6369C MS-6369 | |
| 3000 TFSi (S4), 245 KW | 12/08 → | MD-595 | | | MS-6369 MS-6369C | |
| 3000 TFSi, CMUA, 200 KW | 02/12 → | MD-595 | | | MS-6369 MS-6369C | |
| 3200 FSI, CALA, 195 KW | 11/07 → 03/12 | MD-595 | | | MS-6369C MS-6369 | |
| 4200 TFSi (RS4 Quattro), CFSA, 331 KW | 09/12 → | | | | MS-6369C MS-6369 | |
| A5 (8T,8F) (07-) | | | | | | |
| 1800 TFSi, CABD, CJEB, 125 KW | 10/07 → | SP-1356 | MD-8454 | | MS-6369 MS-6369C | |
| Comments: SP-1356: Engine code CABD. | | | | | | |
| 1800 TFSi, CDHB, 118 KW | 05/09 → | SP-1356 | MD-8454 | | MS-6369 MS-6369C | |
| 2000 TDi , CGLC, 130 KW | 11/11 → | | MD-8454 | SP-1339 | MS-6369 MS-6369C | |
| 2000 TDI, CAGA, CJCA, 105 KW | 09/09 → | MD-437 MD-679 | MD-8454 | SP-1339 | MS-6369 MS-6369C | |
| Comments: MD-437: Engine code CAGA, MD-679: Engine code CJCA. | | | | | | |
| 2000 TDI, CAGB, 100 KW | 09/09 → | MD-437 | MD-8454 | SP-1339 | MS-6369 MS-6369C | |
| 2000 TDI, CAHA, 125 KW | 08/08 → | MD-437 | MD-8454 | SP-1339 | MS-6369 MS-6369C | |
| 2000 TDI, CAHB, CGLD, 120 KW | 08/08 → | MD-437 MD-679 | MD-8454 | SP-1339 | MS-6369 MS-6369C | |
| Comments: MD-437: Engine code CAHB, MD-679: Engine code CGLD. | | | | | | |
| 2000 TFSi CAEA CAEB CDNB, 132 KW | 06/08 → | SP-1356 | MD-8454 | | MS-6369 MS-6369C | |
| 2000 TFSi, CDNC CAEB, 155 KW | 06/08 → | SP-1356 | MD-8454 | | MS-6369 MS-6369C | |
| 2700 TDI, CAMA CGKA, 140 KW | 06/07 → | MD-625 | MD-5322 | SP-1339 | MS-6369 MS-6369C | |
| Comments: MD-625: Engine code CAM chassis no. to 8T_8_032149. | | | | | | |
| 2700 TDI, CAMB CGKB, 120 KW | 06/07 → | MD-625 | MD-5322 | SP-1339 | MS-6369 MS-6369C | |
| Comments: MD-625: Engine code CAMB chassis no. to 8T_8_032149. | | | | | | |
| 3000 TDI, CAPA CCWA, 176 KW | 06/07 → | MD-625 | MD-5322 | SP-1339 | MS-6369C MS-6369 | |
| Comments: MD-625: Engine code CAPA chassis no. to 8T_8_032149. | | | | | | |
| 3000 TDI, CCWB, 155 KW | 04/08 → | | MD-5322 | SP-1339 | MS-6369C MS-6369 | |
| 3000 TDI, CDUC, 180 KW | 10/11 → | | MD-5322 | SP-1339 | MS-6369C MS-6369 | |
| 3000 TDI, CLAB, 150 KW | 10/11 → | | MD-5322 | SP-1339 | MS-6369C MS-6369 | |

| AUDI | | | | | | |
|--|---------------|---------|---------|---------|---------------------|--|
| A5 (8T,8F) (07-) | | | | | | |
| 3000 TDI, CMUA, 200 KW | 11/11 → | MD-595 | MD-5322 | SP-1339 | MS-6369C MS-6369 | |
| 3000 TFSi (S5) CCBA CAKA CGWC CGXC, 245 KW | 05/09 → | MD-595 | | | MS-6369 MS-6369C | |
| 3200 FSI, CALA, 195 KW | 06/07 → | MD-595 | | | MS-6369C MS-6369 | |
| 4200 FSI (RS5), CFSA, 331 KW | 04/10 → | | | | MS-6369C MS-6369 | |
| 4200 FSI (S5), CAUA, 260 KW | 06/07 → | | | | MS-6369C MS-6369 | |
| A6 (4A/C4) (94-97) | | | | | | |
| 1800i 92 KW | 12/95 → 02/97 | SP-978 | MD-9096 | SP-2004 | MS-6152 | |
| 1900 TDi 66KW | 05/94 → 03/97 | SP-915 | MD-9090 | SP-1030 | MS-6113 | |
| 2000E 74-85 KW | 06/94 → 08/94 | SP-812 | MD-9096 | SP-2020 | MS-6113 | |
| Comments: MS-6113: Without A/C. | | | | | | |
| | 09/94 → 03/97 | SP-978 | MD-9096 | SP-2020 | MS-6113 | |
| Comments: MS-6113: Without A/C. | | | | | | |
| | 06/94 → 08/94 | SP-812 | MD-9096 | SP-2020 | MS-6152 | |
| Comments: MS-6152: With A/C. | | | | | | |
| 2000E 16V 103KW | 06/94 → 03/97 | SP-978 | MD-9096 | SP-2020 | MS-6113 | |
| 2200i Turbo, 169 KW | 07/94 → 07/96 | SP-978 | MD-9216 | SP-2004 | MS-6152 MS-6113 | |
| Comments: MS-6152: With A/C, MS-6132: Without A/C. | | | | | | |
| 2200i Turbo, S6, 169 KW | 07/94 → 07/96 | SP-978 | MD-9216 | SP-2004 | MS-6152 MS-6113 | |
| Comments: MS-6152: With A/C, MS-6132: Without A/C. | | | | | | |
| 2300E 98 KW | 06/94 → 12/94 | SP-978 | MD-9096 | SP-2020 | MS-6113 MS-6152 | |
| Comments: MS-6113: Without A/C, MS-6152: With A/C. | | | | | | |
| 2500 TDi 103KW, AEL | 08/94 → 02/97 | SP-1040 | MD-9216 | SP-1030 | MS-6113 | |
| 2500 TDi 84KW, AAT | 01/95 → 02/97 | SP-980 | MD-9216 | SP-1030 | MS-6113 | |
| 2500TDi 85KW, AAT | 06/94 → 02/97 | SP-1120 | MD-9216 | SP-1030 | MS-6113 | |
| 2600E 102KW | 06/94 → 03/97 | SP-979 | MD-9096 | SP-2020 | MS-6113 | |
| 2600E 110KW -ch. S032000 | 06/94 → 03/97 | SP-978 | MD-9096 | SP-2020 | MS-6113 | |
| 2600E 110KW ch. S032001- | 06/94 → 03/97 | SP-979 | MD-9096 | SP-2020 | MS-6113 | |
| 2800E V6 128KW -ch. S032000 | 06/94 → 03/97 | SP-978 | MD-9096 | SP-2020 | MS-6113 | |
| 2800E V6 128KW ch. S032001- | 06/94 → 03/97 | SP-979 | MD-9096 | SP-2020 | MS-6113 | |
| 2800E V6 142KW | 12/94 → 02/97 | SP-979 | MD-9096 | SP-2020 | MS-6113 | |
| 4200 V8 (S6) 213KW | 06/94 → 07/96 | SP-1097 | MD-9202 | SP-2020 | MS-6113 | |
| Comments: MS-6113: Without A/C. | | | | | | |
| | 06/94 → 07/96 | SP-1097 | MD-9202 | SP-2020 | MS-6152 | |
| Comments: MS-6152: With A/C. | | | | | | |
| 4200 V8 240 KW | 03/96 → 07/96 | SP-1097 | MD-9202 | SP-2020 | MS-6113 | |
| Comments: MS-6113: Without A/C. | | | | | | |
| 4200 V8 240KW | 03/96 → 07/96 | SP-1097 | MD-9202 | SP-2020 | MS-6152 | |
| Comments: MS-6152: With A/C. | | | | | | |
| 4200i V8 213/240KW, S6 | 07/94 → 07/96 | SP-1097 | MD-9202 | SP-2004 | MS-6113 | |
| Comments: MS-6113: Without A/C. | | | | | | |
| | 07/94 → 07/96 | SP-1097 | MD-9202 | SP-2004 | MS-6152 | |
| Comments: MS-6152: With A/C. | | | | | | |
| A6 (4B/C5) (97-05) | | | | | | |
| 1800i 92KW | 03/97 → 05/05 | SP-978 | MD-9090 | SP-2003 | MS-6113 | |
| 1800T 110KW, AFY | 03/97 → 05/05 | SP-978 | MD-9090 | SP-2003 | MS-6113 | |
| 1900 TDi 81KW | 02/97 → 12/00 | SP-915 | MD-9090 | SP-1030 | MS-6202 MS-6202C | |
| 1900 TDi 96KW | 05/01 → 05/05 | MD-355 | MD-9090 | SP-1041 | MS-6202 MS-6202C | |
| 1900TDi, 85 KW | 11/00 → 06/01 | MD-355 | MD-9090 | SP-1264 | MS-6202 MS-6202C | |

AUDI

A6 (4B/C5) (97-05)

| | | | | | | |
|---|---------------|---------|---------|---------|--------------------------------|--|
| 2400 30V, 100 KW | 07/98 → 06/01 | SP-979 | MD-9090 | SP-2003 | MS-6202 MS-6202C MS-6113 | |
| Comments: MS-6202: From chassis no. 4B_X-045001, MS-6202C: From chassis no. 4B_X_045001, MS-6113: Up to chassis no. 4B_X_045000 | | | | | | |
| 2400 30V, 121 KW | 02/97 → 06/01 | SP-979 | MD-9090 | SP-2003 | MS-6202 MS-6202C MS-6113 | |
| Comments: MS-6202: From chassis no. 4B_X-045001, MS-6202C: From chassis no. 4B_X_045001, MS-6113: Up to chassis no. 4B_X_045000 | | | | | | |
| | 02/97 → 06/01 | SP-979 | MD-9090 | SP-2003 | MS-6202 MS-6202C MS-6113 | |
| Comments: MS-6202: From chassis no. 4B_X-045001, MS-6202C: From chassis no. 4B_X_045001, MS-6113: Up to chassis no. 4B_X_045000 | | | | | | |
| 2400 30V, 125KW | 05/01 → 05/05 | SP-979 | MD-9090 | SP-2003 | MS-6202 MS-6202C MS-6113 | |
| Comments: MS-6202: From chassis no. 4B_X-045001, MS-6202C: From chassis no. 4B_X_045001, MS-6113: Up to chassis no. 4B_X_045000 | | | | | | |
| 2400i V6, 100 KW | 07/98 → 05/05 | SP-979 | MD-9090 | SP-2003 | MS-6113 | |
| 2400i V6, 121 KW | 03/97 → 05/05 | SP-979 | MD-9090 | SP-2003 | MS-6113 | |
| 2500 TDi V6 110 KW, AFB/AKN | 07/97 → 06/01 | MD-391 | MD-9472 | SP-1241 | MS-6202 MS-6202C | |
| 2500 TDi V6, 120 KW | 07/02 → 05/05 | MD-391 | MD-9472 | SP-1241 | MS-6202 MS-6202C | |
| 2500 TDi V6, AKE | 07/99 → 05/05 | MD-391 | MD-9472 | SP-1241 | MS-6202 MS-6202C | |
| 2500TDi V6 114 KW, AYM | 05/01 → 08/02 | MD-391 | MD-9472 | SP-1241 | MS-6202 MS-6202C | |
| 2700T Allroad, 184 KW | 05/00 → 05/05 | SP-979 | MD-9090 | SP-2003 | MS-6202 | |
| 2700T, 169 KW | 12/97 → 05/05 | SP-979 | MD-9090 | SP-2003 | MS-6113 | |
| 2800E V6, 142 KW | 03/97 → 05/05 | SP-979 | MD-9090 | SP-2003 | MS-6113 | |
| 3700E, 191 KW | 06/98 → 05/05 | SP-1097 | MD-9090 | SP-2022 | MS-6113 | |

A6 (4F/C6) (04-11)

| | | | | | | |
|---------------------------------------|---------------|--------|---------|---------|---------|--------|
| 2000 (4F) TFSi, 125 KW | 06/05 → | MD-573 | MD-5250 | SP-2150 | MS-6316 | |
| 2000 (4F), TDi BLB,BRE, 103 KW | 07/04 → | MD-437 | MD-5250 | SP-1282 | MS-6316 | |
| 2000 (4F), TDi BNA, BRF, 100 KW | 07/04 → | MD-437 | MD-5250 | SP-1282 | MS-6316 | |
| 2000 TDi, CAGB, 120 KW | 05/09 → | MD-437 | MD-5250 | SP-1282 | MS-6316 | |
| 2000 TDi, CAHA, 125 KW | 10/08 → 09/11 | MD-437 | MD-5250 | | MS-6316 | |
| 2400 V6 (AF) BDW, 130 KW | 05/04 → | MD-595 | MD-5244 | SP-2151 | MS-6316 | |
| 2700 (4F) TDi V6, BPP, 132 KW | 11/04 → | MD-625 | MD-5300 | SP-1268 | MS-6316 | |
| 2700 (4F) TDi V6, CANA, CANC,140KW | 10/08 → 09/11 | | MD-5300 | | MS-6316 | |
| 2700 (4F) TDi V6, BSG, 120 KW | 11/04 → | MD-625 | MD-5300 | SP-1268 | MS-6316 | |
| 2800 (4F) FSi V6, BDX, 154 KW | 11/06 → | MD-595 | MD-5244 | SP-2150 | MS-6316 | |
| 2800 (4F) FSi V6, CCEA, 162KW | 10/08 → 09/11 | MD-595 | MD-5244 | SP-2150 | MS-6316 | |
| 3000 V6, BBJ, 160 KW | 04/04 → 05/06 | SP-979 | MD-5244 | SP-2151 | MS-6316 | TR-019 |
| 3000 TDi V6, ASB, 171 KW | 05/06 → 10/08 | | MD-5300 | SP-1268 | MS-6316 | |
| 3000 TDi V6, BMK, 166 KW | 04/04 → | MD-625 | MD-5300 | SP-1268 | MS-6316 | |
| 3000 TDi V6, BNG, 155KW | 04/04 → | MD-625 | MD-5300 | SP-1268 | MS-6316 | |
| 3000 TDi V6, CDYA CDYC, 176 KW | 10/08 → 09/11 | | MD-5300 | | MS-6316 | |
| 3000 TFSi V6 (4F), CAJA, 213 KW | 10/08 → 09/11 | MD-595 | MD-5244 | SP-2150 | MS-6316 | |
| 3000 TFSi V6 (4F), CCAA, 220 KW | 10/08 → 09/11 | MD-595 | MD-5244 | SP-2150 | MS-6316 | |
| 3200 FSi V6 (4F), AUK BKH BYU, 188 KW | 04/04 → | MD-595 | MD-5244 | SP-2150 | MS-6316 | |
| 3200 FSi V6, CALA , 195 KW | 05/09 → 09/11 | MD-595 | MD-5244 | SP-2150 | MS-6316 | |
| 4200 V8 (4F), BAT, 246 KW | 04/04 → 05/06 | MD-719 | MD-5244 | SP-2151 | MS-6316 | |
| 4200 V8 FSi (4F), BVJ, 257 KW | 06/06 → | | MD-5244 | SP-2150 | MS-6316 | |
| 5000 TFSi V10 (RS6,RS6+), 426 KW | 04/08 → 12/10 | | | SP-2150 | MS-6316 | |
| 5200 V10 S6 (4F), BXA, 320 KW | 06/06 → | | | SP-2151 | MS-6316 | |

A6 (4G2/4G5) (11-)

| | | | | | | |
|------------------------------------|---------|---------|--|---------|----------|--|
| 2000 Hybrid (4G2/4G5), CHJA 180 KW | 01/12 → | SP-1356 | | | MS-6437C | |
| 2000 TDi, (4G2/4G5), CGLE, 100 KW | 01/12 → | MD-679 | | SP-1369 | MS-6437C | |
| 2000 TDi, CGLC, CMGB, 130 KW | 04/11 → | MD-679 | | SP-1369 | MS-6437C | |
| 2000 TDi, CGLD, 120 KW | 04/11 → | MD-679 | | SP-1369 | MS-6437C | |

AUDI

A6 (4G2/4G5) (11-)

| | | | | | | |
|------------------------------------|---------|---------|--|---------|----------|--|
| 2000 TFSI, CAEB, CHJA, 155 KW | 04/11 → | SP-1356 | | | MS-6437C | |
| 2000 TFSI, CDNB, 132 KW | 04/11 → | SP-1356 | | | MS-6437C | |
| 2800 FSI, CHVA, 150 KW | 04/11 → | MD-595 | | | MS-6437C | |
| 3000 TDI, CDUC, 180 KW | 04/11 → | | | SP-1369 | MS-6437C | |
| 3000 TDI, CGQB, 230 KW | 10/11 → | | | SP-1369 | MS-6437C | |
| 3000 TDI, CLAA, CLAB, 150 KW | 04/11 → | | | SP-1369 | MS-6437C | |
| 3000 TFSI, CGWB, 220 KW | 04/11 → | MD-595 | | | MS-6437C | |
| 3000 TFSI, CGXB, 228 KW | 04/11 → | MD-595 | | | MS-6437C | |
| 4000 TFSI, (4G2/4G5), CEUC, 309 KW | 04/12 → | | | | MS-6437C | |

A7 (4GA) (10-)








| | | | | | | |
|---|---------|--------|--|---------|----------|--|
| 2800 FSI, CHVA, CNJA, 150 KW | 10/10 → | MD-595 | | | MS-6437C | |
| 3000 TDi, CDUC, CDUD, CKVB, CKVC, 180KW | 10/10 → | | | SP-1369 | MS-6437C | |
| 3000 TDi, CLAA, CLAB, 150 KW | 10/10 → | | | SP-1369 | MS-6437C | |
| 3000 TDi, CQGB, 230 KW | 11/11 → | | | SP-1369 | MS-6437C | |
| 3000 TFSI, CGWB, 220 KW | 10/10 → | MD-595 | | | MS-6437C | |
| 3000 TFSI, GCXB, CGWD, 228 KW | 01/11 → | MD-595 | | | MS-6437C | |
| 4000 TFSI, CEUC, 309 KW | 04/12 → | | | | MS-6437C | |







A8 (4D) (94-02)

| | | | | | | |
|-----------------------------|---------------|--------|---------|---------|---------------------|--|
| 2500 TDi 110KW, AFB/AKN | 07/97 → 09/02 | MD-391 | MD-9478 | SP-1241 | MS-6115 MS-6115C | |
| 2500TDi 131KW, AKE | 04/00 → 09/02 | MD-391 | MD-9478 | SP-1241 | MS-6115 MS-6115C | |
| 2800E 120KW | 07/94 → 09/02 | SP-979 | MD-9478 | SP-2022 | MS-6115 MS-6115C | |
| 2800E 30V 142KW | 04/96 → 09/02 | SP-979 | MD-9478 | SP-2022 | MS-6115 MS-6115C | |
| 2800E V6 128KW ch. S032000- | 07/94 → 07/96 | SP-979 | MD-9478 | SP-2022 | MS-6115 MS-6115C | |
| 2800E V6 128KW -ch. S032001 | 03/94 → 06/94 | SP-978 | MD-9478 | SP-2022 | MS-6115 MS-6115C | |
| 3300TDI 165KW | 09/98 → 09/02 | | MD-9478 | | MS-6115 MS-6115C | |
| 3700E 169KW | 03/94 → 07/96 | | MD-9478 | SP-2022 | MS-6115 MS-6115C | |
| 3700E V8 191KW | 09/97 → 09/02 | MD-353 | MD-9478 | SP-2022 | MS-6115 MS-6115C | |
| 4200E S8 250KW | 07/96 → 09/02 | | MD-9478 | SP-2022 | MS-6115 MS-6115C | |
| 4200E V8 175KW | 05/98 → 09/02 | MD-353 | MD-9478 | SP-2022 | MS-6115 MS-6115C | |
| 4200E V8 180KW | 03/94 → 07/96 | | MD-9478 | SP-2022 | MS-6115 MS-6115C | |
| 4200E V8 220KW | 03/94 → 07/96 | | MD-9478 | SP-2022 | MS-6115 MS-6115C | |
| 4200E V8 228KW | 10/97 → 09/02 | MD-353 | MD-9478 | SP-2022 | MS-6115 MS-6115C | |
| 4200E V8 264KW | 05/98 → 09/02 | MD-353 | MD-9478 | SP-2022 | MS-6115 MS-6115C | |
| 4200I V8 250KW, S8 | 07/96 → 09/02 | | MD-9478 | SP-2022 | MS-6115 MS-6115C | |

A8 (4E) (02-10)

| | | | | | | |
|---|---------------|--------|---------|---------|----------|--|
| 2800 FSI, BDX, 154 KW | 09/07 → 03/10 | MD-595 | MD-7556 | SP-2150 | MS-6344C | |
| 3000 V6 TDi, ASB, 171 KW | 09/03 → 05/05 | MD-625 | MD-7556 | SP-1368 | MS-6344C | |
| Comments: MD-625: Chassis no. to 4E_8_011500. | | | | | | |
| 3000 V6, ASN/BBJ, 162 KW | 08/03 → 05/05 | SP-979 | MD-7556 | SP-2120 | MS-6344C | |
| Comments: SP-2120: Chassis no. to 4E_6_014980. | | | | | | |
| 3200 FSI BPK, 191 KW | 06/05 → 03/10 | MD-595 | MD-7556 | SP-2150 | MS-6344C | |
| 3700, BFL, 206 KW | 10/02 → 03/10 | MD-719 | MD-7556 | SP-2120 | MS-6344C | |
| Comments: SP-2120: Chassis no. up to 4E_6_014980. | | | | | | |

|  |  |  OIL |  AIR |  FUEL |  CABIN |  OTHER |
|---|--|--|--|---|--|--|
| AUDI | | | | | | |
| A8 (4E) (02-10) | | | | | | |
| 4000 TDI, ASE, 202 KW | 05/03 → 07/05 | MD-625 | MD-7556 | SP-1368 | MS-6344C | |
| Comments: MD-7556: Quantity 2. | | | | | | |
| 4200 FSI, BVJ, 257 KW | 06/06 → 03/10 | | MD-7556 | SP-2150 | MS-6344C | |
| 4200 TDi, BMC, BVN 240 KW | 07/05 → 03/10 | MD-625 | MD-7556 | SP-1368 | MS-6344C | |
| Comments: MD-625: Chassis no. up to 4E_9_005200 | | | | | | |
| 4200, BFM, 246 KW | 10/02 → 06/06 | MD-719 | MD-7556 | SP-2120 | MS-6344C | |
| Comments: SP-2120: Chassis no. up to 4E_6_014980. | | | | | | |
| 5200 V10 S8 ,BSM, 331 KW | 06/06 → 03/10 | | | SP-2150 | MS-6344C | |
| 6000 W12, BHT, BTE, 331 KW | 02/04 → 03/10 | | | SP-2120 | MS-6344C | |
| A8 (4H) (10-) | | | | | | |
| 2000 Hybrid, CHJA 195 KW | 06/12 → | SP-1356 | | | MS-6437C | |
| 2500 TFSI, CPAA, 150 KW | 09/12 → | MD-595 | | | MS-6437C | |
| 3000 TDI, CDTA CMHA, 184 KW | 07/10 → | | | SP-1339 | MS-6437C | |
| 3000 TDI, CLAB, 150 KW | 05/11 → | | | SP-1339 | MS-6437C | |
| 3000 TDI, CPNA, 176 KW | 11/12 → | MD-595 | | SP-1339 | MS-6437C | |
| 3000 TDI, CTDB, 155 KW | 08/10 → | | | SP-1339 | MS-6437C | |
| 3000 TFSI, CGWA CGWX CGXA, 213 KW | 07/10 → | MD-595 | | | MS-6437C | |
| 3000 TFSI, CGWD, 228 KW | 11/11 → | MD-595 | | | MS-6437C | |
| 3000 TFSI, CMDA, 245 KW | 07/10 → | MD-595 | | | MS-6437C | |
| 4000 S8, CGTA, 382 KW | 05/12 → | | | | MS-6437C | |
| 4000 TFSI Quattro, CEUA, 309 KW | 04/12 → | | | | MS-6437C | |
| 4200 FSI Quattro, CDRA, 273 KW | 03/10 → | | | | MS-6437C | |
| 4200 TDI Quattro, CDSB, 258 KW | 03/10 → | | | SP-1339 | MS-6437C | |
| 6300 FSI, CEJA, 368 KW | 09/10 → | | | | MS-6437C | |
| Allroad I (4BH) (00-05) | | | | | | |
| 2500 TDi V6 (4BH), Eng: AKE, BAU, 132 KW | 05/00 → 08/05 | MD-391 | MD-9472 | SP-1241 | MS-6202 MS-6202C | TR-019 |
| Comments: TR-019: Used for automatic gearbox with code ZF5HP19FL. | | | | | | |
| 2500 TDi V6 (4BH), Eng: BCZ 120 KW | 05/03 → 08/05 | MD-391 | MD-9472 | SP-1241 | MS-6202 MS-6202C | TR-019 |
| Comments: TR-019: Used for automatic gearbox with code ZF5HP19FL. | | | | | | |
| 2700 V6 (4BH), Eng: ARE, BES 184 KW | 05/00 → 08/05 | SP-979 | MD-9090 | SP-2022 | MS-6202 MS-6202C | TR-019 |
| Comments: TR-019: Used for automatic gearbox with code ZF5HP19FL. | | | | | | |
| 4200 V8, Eng: BAS, 220 KW | 06/02 → 08/05 | MD-719 | MD-9090 | SP-2022 | MS-6202 MS-6202C | TR-019 |
| Comments: TR-019: Used for automatic gearbox with code ZF5HP19FL. | | | | | | |
| Allroad II (4FH) (06-11) | | | | | | |
| 2700 TDi V6, CANC, 140 KW | 10/08 → | | MD-5300 | SP-1268 | MS-6316 | |
| 2700 TDI V6, BPP, 132 KW | 05/06 → 10/08 | MD-625 | MD-5300 | SP-1268 | MS-6316 | |
| Comments: MD-625: Chassis no. to 4F_8_112000 | | | | | | |
| 2700 TDI V6, BSG, 120 KW | 05/06 → 10/08 | MD-625 | MD-5300 | SP-1268 | MS-6316 | |
| Comments: MD-625: Engine code BSG chassis no. to 4F_8_112000. | | | | | | |
| 3000 TDi V6 , CDYA CDYC, 176 KW | 10/08 → 09/11 | | MD-5300 | SP-1268 | MS-6316 | |
| 3000 TDI V6, ASB, 171 KW | 05/06 → 10/08 | MD-625 | MD-5300 | SP-1268 | MS-6316 | |
| Comments: MD-625: Chassis no. to 4F_8_112000 | | | | | | |
| 3000 TDI V6, BNG, 155 KW | 05/06 → 09/11 | MD-625 | MD-5300 | SP-1268 | MS-6316 | |
| Comments: MD-625: Engine code BNG chassis no. to 4F_8_112000 | | | | | | |
| 3000 TFSI, CAJA, 213 KW | 10/08 → | MD-595 | MD-5244 | SP-2150 | MS-6316 | |
| 3200 FSI V6, AUK, 188 KW | 05/06 → 10/08 | MD-595 | MD-5244 | SP-2150 | MS-6316 | |
| 4200 V8 FSI, BVJ, 257 KW | 05/06 → 09/11 | | MD-5244 | SP-2150 | MS-6316 | |
| Allroad III (4GH) (12-) | | | | | | |
| 3000 TDI (4GH), CDUD CKVC, 180 KW | 01/12 → | | | SP-1369 | MS-6347C | |
| 3000 TDI (4GH), CGQB, 230 KW | 01/12 → | | | SP-1369 | MS-6347C | |
| 3000 TDI (4GH), CLAA CLAB, 150 KW | 01/12 → | | | SP-1369 | MS-6347C | |
| 3000 TFSI (4GH), CGWD, 228 KW | 01/12 → | MD-595 | | | MS-6347C | |
| Cabriolet (91-00) | | | | | | |
| 1800 20V, 92 KW | 01/97 → 09/00 | SP-978 | MD-9090 | SP-2020 | MS-6118 MS-6118C | |
| 1900TDI, 66 KW | 06/94 → 09/00 | SP-980 | MD-9090 | SP-1030 | MS-6118 MS-6118C | |

|  |  |  OIL |  AIR |  FUEL |  CABIN |  OTHER |
|---|--|--|--|---|--|--|
| AUDI | | | | | | |
| Cabriolet (91-00) | | | | | | |
| 2000E 16V, 103 KW | 06/94 → 09/00 | SP-978 | MD-9404 | SP-2020 | MS-6118 MS-6118C | |
| 2000E, 85 KW | 05/92 → 08/94 | SP-812 | MD-9096 | SP-2020 | | |
| | 09/94 → 09/00 | SP-978 | MD-9096 | SP-2020 | MS-6118 MS-6118C | |
| 2300E, 98 KW | 03/91 → 08/94 | SP-812 | MD-9404 | SP-2020 | | |
| | 09/94 → 09/00 | SP-978 | MD-9404 | | MS-6118 MS-6118C | |
| 2600E -ch. S002000 | 05/92 → 10/00 | SP-978 | MD-9096 | SP-2022 | | |
| 2600E ch. S002001- | 05/92 → 10/00 | SP-979 | MD-9096 | SP-2022 | | |
| 2800E -ch. S002000 | 05/92 → 09/00 | SP-978 | MD-9096 | SP-2022 | | |
| 2800E ch. S002001- | 05/92 → 09/00 | SP-979 | MD-9096 | SP-2022 | | |
| Coupe | | | | | | |
| 1800 55/66KW | 08/81 → 10/88 | SP-812 | MD-130 | FF-007 | | |
| 1800i 68/79/82KW | 01/85 → 07/88 | SP-812 | MD-9404 | SP-2007 | | |
| 1800i 82KW | 08/89 → 08/90 | SP-812 | MD-9404 | SP-2020 | | |
| 1900 85KW | 08/80 → 09/82 | SP-812 | MD-130 | FF-007 | | |
| 2000i 85KW | 09/94 → 01/97 | SP-978 | MD-9404 | SP-2004 | MS-6118 MS-6118C | |
| | 09/82 → 04/88 | SP-812 | MD-9404 | SP-2007 | | |
| | 05/88 → 08/94 | SP-812 | MD-9404 | SP-2020 | | |
| 2000i 103KW | 01/91 → 01/97 | SP-978 | MD-9404 | SP-2004 | MS-6118 MS-6118C | |
| 2000i 118KW | 08/89 → 08/90 | SP-978 | MD-9404 | SP-2004 | | |
| 2200i 85-100KW | → 11/88 | SP-812 | MD-9404 | SP-2007 | | |
| 2300i 98-125KW | 12/88 → 07/90 | SP-812 | MD-9404 | SP-2020 | | |
| | 08/89 → 01/97 | SP-978 | MD-9404 | SP-2020 | | |
| 2600i -S000900 | 09/90 → 01/97 | SP-978 | MD-9096 | SP-2022 | | |
| 2600i S000901- | 09/90 → 01/97 | SP-979 | MD-9096 | SP-2022 | | |
| 2800i -S000900 | 09/90 → 01/97 | SP-978 | MD-9096 | SP-2022 | | |
| 2800i S000901- | 09/90 → 01/97 | SP-979 | MD-9096 | SP-2022 | | |
| Coupe Quattro | | | | | | |
| 2000i | 11/88 → 07/90 | SP-978 | MD-9404 | SP-2004 | | |
| 2200 88-100KW | 10/84 → 10/88 | SP-812 | MD-9404 | SP-2007 | | |
| | 11/88 → 07/90 | SP-812 | MD-9404 | SP-2020 | | |
| 2200 S2 162-169KW | 09/89 → 01/97 | SP-978 | | SP-2020 | | |
| 2200 Turbo 147KW | 07/80 → 07/86 | SP-812 | MD-9404 | SP-2007 | | |
| | 08/86 → 07/88 | SP-812 | MD-9404 | SP-2020 | | |
| 2200 Turbo 162KW | 08/89 → 07/90 | SP-978 | | SP-2020 | | |
| 2300i 98-125KW | 12/88 → 07/90 | SP-812 | MD-9404 | SP-2020 | | |
| | 08/89 → | SP-978 | MD-9404 | SP-2020 | | |
| 2600i -S000900 | 09/90 → | SP-978 | MD-9096 | SP-2020 | | |
| 2600i S000901- | 09/90 → 01/97 | SP-979 | MD-9096 | SP-2020 | | |
| 2800i -S000900 | 09/90 → | SP-978 | MD-9096 | SP-2020 | | |
| 2800i S000901- | 09/90 → 01/97 | SP-979 | MD-9096 | SP-2020 | | |
| Q3 (8U) (11-) | | | | | | |
| 2000 TDI, CFFA, 100 KW | 09/11 → | MD-679 | MD-8060 | MD-691 | MS-6274 MS-6274C | |
| 2000 TDI, CFFB, 103 KW | 09/11 → | MD-679 | MD-8060 | MD-691 | MS-6274 MS-6274C | |
| 2000 TDI, CFGC CLLB, 130 KW | 09/11 → | MD-679 | MD-8060 | MD-691 | MS-6274 MS-6274C | |
| 2000 TDI, CFGD, 120 KW | 09/11 → | MD-679 | MD-8060 | MD-691 | MS-6274 MS-6274C | |
| 2000 TFSI, CCZC, 125 KW | 09/11 → | SP-1356 | MD-8060 | | MS-6274 MS-6274C | |
| 2000 TFSI, CPSA, 155 KW | 09/11 → | SP-1356 | MD-8060 | | MS-6274 MS-6274C | |
| Q5 (8R) (08-) | | | | | | |

AUDI

Q5 (8R) (08-)

| | | | | | | |
|--|---------------|------------------|---------|---------|---------------------|--|
| 2000 TDI Quattro, CAGA CJCA, 105 KW | 09/09 → 05/12 | MD-437 MD-679 | MD-8454 | SP-1339 | MS-6369 MS-6369C | |
| Comments: MD-437: Engine code CAGA, MD-679: Engine code CJCA, SP-1339: Engine code CJCA. | | | | | | |
| 2000 TDI Quattro, CAGB, 100 KW | 09/09 → 05/12 | MD-437 MD-679 | MD-8454 | SP-1339 | MS-6369 MS-6369C | |
| Comments: MD-437: Engine code CAGB, MD-679: Engine code CJCB, SP-1339: Engine code CJCB. | | | | | | |
| 2000 TDI Quattro, CAHA CGLB CMGA, 125 KW | 11/08 → | MD-437 MD-679 | MD-8454 | SP-1339 | MS-6369 MS-6369C | |
| Comments: MD-437: Engine code CAHA, MD-679: Engine code CGLB, CMGA, SP-1339: Engine code CMGA. | | | | | | |
| 2000 TDI Quattro, CAHB CGLA CGLD, 120 KW | 11/08 → | MD-437 MD-679 | MD-8454 | | MS-6369 MS-6369C | |
| Comments: MD-437: Engine code CAHB, MD-679: Engine code CGLA, CGLD. | | | | | | |
| 2000 TDI Quattro, CGLC CMGB, 130 KW | 06/12 → | MD-679 | MD-8454 | | MS-6369 MS-6369C | |
| 2000 TDI Quattro, CJCB CAGB, 100 KW | 09/09 → 05/12 | MD-437 MD-679 | MD-8454 | SP-1339 | MS-6369 MS-6369C | |
| Comments: MD-437: Engine code CAGB, MD-679: Engine code CJCB, SP-1339: Engine code CJCB. | | | | | | |
| 2000 TFSI Hybrid Quattro, CDNC CHJA, 155 KW | 11/08 → | SP-1356 | MD-8454 | | MS-6369 MS-6369C | |
| 2000 TFSI Quattro, CDNA CNCB, 132 KW | 09/09 → | SP-1356 | MD-8454 | | MS-6369 MS-6369C | |
| Comments: SP-1356: Engine code CDNA. | | | | | | |
| 2000 TFSI Quattro, CDNC, 155 KW | 11/08 → | SP-1356 | MD-8454 | | MS-6369 MS-6369C | |
| 2000 TFSI Quattro, CNCD, 165 KW | 06/12 → | | MD-8454 | | MS-6369 MS-6369C | |
| 3000 TDI Quattro SQ5, CGQB, 230 KW | 11/12 → | | MD-5322 | | MS-6369 MS-6369C | |
| 3000 TDI Quattro, CCWB, 155 KW | 11/08 → | | MD-5322 | | MS-6369 MS-6369C | |
| 3000 TDI Quattro, CDUD, 180 KW | 06/12 → | | MD-5322 | | MS-6369 MS-6369C | |
| 3000 TDI, Quattro CCWA, 176 KW | 11/08 → | | MD-5322 | | MS-6369 MS-6369C | |
| 3000 TFSI Quattro, CTUC CTVA, 199 KW | 06/12 → | MD-595 | | | MS-6369 MS-6369C | |
| 3200 FSI Quattro, CALB, 199 KW | 11/08 → | MD-595 | MD-5322 | | MS-6369 MS-6369C | |

Q7 (4L) (06-)

| | | | | | | |
|---|---------------|--------|---------|---------|---------------------|--|
| 3000 TDI quattro, BUG, 171 KW | 03/06 → 07/08 | MD-625 | MD-8100 | MD-659 | MS-6277 MS-6277C | |
| 3000 TDI quattro, BUN CASB, 155 KW | 03/06 → | MD-625 | MD-8100 | MD-659 | MS-6277 MS-6277C | |
| Comments: MD-625: Engine code CASB from chassis no. 4L 8_050766/ Engine code BUN. | | | | | | |
| 3000 TDI quattro, CASA CCMA CJGA, 176 KW | 11/07 → 05/10 | MD-625 | MD-8100 | MD-659 | MS-6277 MS-6277C | |
| Comments: MD-625: Engine code CASA chassis no. to 4L 8_05006765 | | | | | | |
| | 06/10 → | MD-625 | MD-8100 | SP-1339 | MS-6277 MS-6277C | |
| 3000 TDI V6 quattro (4L), CJGC CJMA, 150 KW | 05/10 → | | MD-8100 | SP-1339 | MS-6277 MS-6277C | |
| 3000 TDI V6 quattro (4L), CJGD CLZB CRCA, 180 KW | 05/11 → | | MD-8100 | SP-1339 | MS-6277 MS-6277C | |
| 3000 TDI V6 quattro, CATA, 165 KW | 06/09 → 05/10 | | MD-8100 | MD-659 | MS-6277 MS-6277C | |
| | 06/10 → | | MD-8100 | SP-1339 | MS-6277 MS-6277C | |
| 3000 TFSi quattro (4L), CJTC CJWC, 200 KW | 05/10 → | MD-595 | MD-8100 | | MS-6277 MS-6277C | |
| 3000 TFSi quattro (4L), CJWB CNA, 245 KW | 05/10 → | MD-595 | MD-8100 | | MS-6277 MS-6277C | |

|  |  |  OIL |  AIR |  FUEL |  CABIN |  OTHER |
|---|--|--|--|---|--|--|
| AUDI | | | | | | |
| Q7 (4L) (06-) | | | | | | |
| 3000 TFSi quattro (4L), CJWE, 206 KW | 05/11 → | MD-595 | MD-8100 | | MS-6277 MS-6277C | |
| 3600 FSI quattro, BHK, 206 KW | 09/06 → | MD-353 | MD-8100 | | MS-6277 MS-6277C | |
| 4200 FSi V8 quattro, BAR, 257 KW | 03/06 → | | MD-8100 | | MS-6277 MS-6277C | |
| 4200 TDI V8 quattro, BTR 240 KW | 03/07 → 08/08 | MD-625 | MD-8100 | MD-659 | MS-6277 MS-6277C | |
| Comments: MD-8100: Quantity 2. | 09/08 → 05/09 | | MD-8100 | MD-659 | MS-6277 MS-6277C | |
| Comments: MD-8100: Quantity 2. | 06/09 → | | MD-8100 | MD-659 SP-1339 | MS-6277 MS-6277C | |
| 4200 TDI V8 quattro, CCFA CCFC, 250 KW | 06/09 → | | MD-8100 | MD-659 SP-1339 | MS-6277 MS-6277C | |
| Comments: MD-659: Engine code CCFA, SP-1339: Engine code: CCFC. | 10/08 → | | | | MS-6277 MS-6277C | |
| 6000 TDI V12 quattro, CCGA, 368 KW | 10/08 → | | | | MS-6277 MS-6277C | |
| R8 (42) (07-) | | | | | | |
| 4200 FSI CNDA, 316 KW | 07/10 → 10/12 | | | SP-2150 | MS-6316 | |
| | 11/12 → | | | | MS-6316 | |
| 4200 Quattro, BYH, 309 KW | 03/07 → 10/12 | | | SP-2150 | MS-6316 | |
| | 11/12 → | | | | MS-6316 | |
| 5200 FSi Quattro GT, CMPA, 412 KW | 11/10 → 11/12 | | | SP-2150 | MS-6316 | |
| 5200 FSi Quattro, CTPA, 404 KW | 10/12 → | | | | MS-6316 | |
| 5200 Quattro, BUJ, 386 KW | 04/09 → 10/12 | | | SP-2150 | MS-6316 | |
| | 11/12 → | | | | MS-6316 | |
| TT I (8N) (98-06) | | | | | | |
| 1800 Turbo 20V Sport, BFV, 177 KW | 04/05 → 08/06 | SP-978 | MD-9422 | SP-2120 | MS-6109 MS-6109C | |
| 1800 Turbo 20V, AJQ/APP/ARY/AUQ/ATC/AWP, 132 KW | 10/98 → 08/00 | SP-978 | MD-9422 | SP-2120 | MS-6109 MS-6109C | |
| Comments: MS-6109/MS-6109C: Chassis no. to 8N_1_014000. | 09/00 → 10/05 | SP-978 | MD-9422 | SP-2120 | MS-6109C | |
| Comments: MS-6109C: Chassis no. to 8N_1_014001. | 10/98 → 08/00 | SP-978 | MD-9422 | SP-2120 | MS-6109 MS-6109C | |
| Comments: MD-6109/MD-6109C: Chassis no. to 8N_1_014000. | 09/00 → 08/06 | SP-978 | MD-9422 | SP-2120 | MS-6109C | |
| Comments: MS-6109C: From chassis no. 8N_1_014001. | 09/05 → 08/06 | SP-978 | MD-9422 | SP-2120 | MS-6109 MS-6109C | |
| 1800 Turbo 20V, BVR, 140 KW | 09/05 → 08/06 | SP-978 | MD-9422 | SP-2120 | MS-6109 MS-6109C | |
| 1800 Turbo, AUM, 110 KW | 01/01 → 10/05 | SP-978 | MD-9422 | SP-2120 | MS-6109 MS-6109C | |
| 1800 Turbo, BVP, 120 KW | 09/05 → 08/06 | SP-978 | MD-9422 | SP-2120 | MS-6109 MS-6109C | |
| 3200 VR6, BHE BPF, 184 KW | 04/03 → 08/06 | MD-437 | MD-9422 | SP-2120 | MS-6109 MS-6109C | |
| TT II (8J) (06-) | | | | | | |
| 1800 TFSI, CDAA, 118 KW | 06/08 → | SP-1356 | MD-8060 | SP-2149 | MS-6274 MS-6274C | |
| 2000 TDi (8J0), CBBB CFGB, 125 KW | 06/08 → | MD-437 MD-679 | MD-8060 | MD-613 | MS-6274 MS-6274C | |
| Comments: MD-437: Engine code CBBB, MD-679: Engine code CFGB. | 09/06 → | MD-573 SP-1356 | MD-8284 MD-8060 | SP-2149 | MS-6274 MS-6274C | |
| Comments: MD-573: Engine code BWA, BPY filter element, SP-1356: Engine code CCZA, MD-8284: Engine code BWA, BPY, MD-8060: Engine code CCZA. | 05/08 → | MD-573 | MD-8402 | SP-2149 | MS-6274 MS-6274C | |
| 2000 TFSI (8J0), CDLA CDMA, 195 KW | 05/08 → | MD-573 | MD-8402 | SP-2149 | MS-6274 MS-6274C | |
| 2000 TFSI (8J0), CDLB, 200 KW | 05/08 → | MD-573 | MD-8402 | SP-2149 | MS-6274 MS-6274C | |

AUDI

TT II (8J) (06-)

| | | | | | |
|------------------------------------|---------|---------|---------|---------|---------------------|
| 2000 TFSI (8J0), CESA CETA, 155 KW | 05/10 → | SP-1356 | MD-8060 | SP-2149 | MS-6274 MS-6274C |
| 2500 TFSI RS (8J0), CEPA, 250 KW | 06/09 → | MD-573 | MD-8402 | SP-2149 | MS-6274 MS-6274C |
| 2500 TFSI RS (8J0), CEPD, 265 KW | 05/11 → | MD-573 | MD-8402 | SP-2149 | MS-6274 MS-6274C |
| 3200 V6 (8J0), BUB, 184 KW | 09/06 → | MD-437 | MD-8402 | SP-2156 | MS-6274 MS-6274C |

V8 (D11) (88-94)

| | | | | | |
|---------------------|---------------|---------|---------|---------|--|
| 3600, (PT), 180 KW | 04/93 → 02/94 | SP-1097 | MD-9202 | SP-2022 | |
| 3600, (PT), 184 KW | 10/88 → 02/94 | SP-1097 | MD-9202 | SP-2022 | |
| 4200, (ABH), 206 KW | 10/91 → 02/94 | SP-1097 | MD-9202 | SP-2022 | |

BMW

1 Series (E81/E82/E87/E88) 04-








| | | | | | |
|-----------------------------|---------------|--------|---------|---------|---------------------|
| 116d, N47D20A, 85 KW | 02/09 → 07/12 | | MD-8452 | SP-1267 | MS-6305 MS-6305C |
| | 08/12 → | | MD-8452 | | MS-6305 MS-6305C |
| 116i, N43B16A, 90 KW | 09/07 → 02/09 | MD-455 | MD-5256 | | MS-6305 MS-6305C |
| 116i, N43B20A, 90 KW | 02/09 → | MD-455 | MD-5252 | | MS-6305 MS-6305C |
| 116i, N45B16 N45NB16, 85 KW | 09/04 → 02/07 | MD-455 | MD-5256 | | MS-6305 MS-6305C |

Comments: MD-5256: Engine code N45B16.

| | | | | | |
|--|---------------|--------|---------|--|---------------------|
| | 03/07 → 08/07 | MD-455 | MD-5252 | | MS-6305 MS-6305C |
|--|---------------|--------|---------|--|---------------------|

Comments: MD-5252: Engine code N45NB16.

| | | | | | |
|-------------------------------|---------------|--------|---------|---------|---------------------|
| 118d, N47D20 M47D20, 90 KW | 09/04 → 02/07 | MD-459 | MD-9504 | SP-1267 | MS-6305 MS-6305C |
| 118d, N47D20A, 100 KW | 09/09 → 07/12 | | MD-8452 | SP-1267 | MS-6305 MS-6305C |
| | 08/12 → | | MD-8452 | | MS-6305 MS-6305C |
| 118d, N47D20A, 105 KW | 03/07 → 07/12 | | MD-8452 | SP-1267 | MS-6305 MS-6305C |
| | 08/12 → | | MD-8452 | | MS-6305 MS-6305C |
| 118i, N43B20A, 105 KW | 03/07 → | MD-455 | MD-5252 | | MS-6305 MS-6305C |
| 118i, N46B20, 95 KW | 12/04 → 02/07 | MD-455 | MD-5252 | | MS-6305 MS-6305C |
| 120d, M47D20, 120 KW | 09/04 → 02/07 | MD-459 | MD-9504 | SP-1267 | MS-6305 MS-6305C |
| 120d, N47D20A, 130 KW | 03/07 → 07/12 | | MD-8452 | SP-1267 | MS-6305 MS-6305C |
| | 08/12 → | | MD-8452 | | MS-6305 MS-6305C |
| 120i, 115 KW | 03/07 → | MD-455 | MD-5252 | | MS-6305 MS-6305C |
| 120i, N46B20 N46B20A, 110 KW | 09/04 → 02/07 | MD-455 | MD-5252 | | MS-6305 MS-6305C |
| 120i, N46NB20 N43B20A, 125 KW | 03/07 → | MD-455 | MD-5252 | | MS-6305 MS-6305C |
| 123d, N47D20B, 150 KW | 09/07 → 07/12 | | MD-8452 | SP-1267 | MS-6305 MS-6305C |
| | 08/12 → | | MD-8452 | | MS-6305 MS-6305C |

|  |  |  OIL |  AIR |  FUEL |  CABIN |  OTHER |
|---|--|--|--|---|--|--|
| BMW | | | | | | |
| 1 Series (E81/E82/E87/E88) 04- | | | | | | |
| 125i, N52B30A, 160 KW | 03/08 → | MD-559 | MD-5282 | | MS-6305 MS-6305C | |
| 128i, N52B30A, 169 KW | 03/08 → | MD-559 | MD-5282 | | MS-6305 MS-6305C | |
| 130i, N52B30, 195 KW | 09/05 → | MD-559 | MD-5282 | | MS-6305 MS-6305C | |
| 130i, N52B30A, 190 KW | 09/09 → | MD-559 | MD-5282 | | MS-6305 MS-6305C | |
| 135i, N54B30A N55B30A, 225 KW | 09/07 → 02/10 | MD-559 | MD-8382 | | MS-6305 MS-6305C | |
| | 03/10 → | MD-559 | | | MS-6305 MS-6305C | |
| M Coupe, N54B30A, 250 KW | 04/11 → | MD-559 | MD-8382 | | MS-6305 MS-6305C | |
| 1 Series (F20/F21) (11-) | | | | | | |
| 114d, N47D16A, 70 KW | 10/12 → | | MD-8640 | | MS-6440C | |
| 114i, N13B16, 75 KW | 06/12 → | MD-717 | | | MS-6440C | |
| 116d, N47D20C, 85 KW | 09/11 → | | MD-8640 | | MS-6440C | |
| 116i, N13B16, 100 KW | 09/11 → | MD-717 | | | MS-6440C | |
| 118d, N47D20C, 105 KW | 09/11 → | | MD-8640 | | MS-6440C | |
| 118i, N13B16, 125 KW | 09/11 → | MD-717 | | | MS-6440C | |
| 120d, N47D20C, 120 KW | 09/11 → | | MD-8640 | | MS-6440C | |
| 120d, N47D20C, 135 KW | 09/11 → | | MD-8640 | | MS-6440C | |
| 125d, N47D20D, 155 KW | 03/12 → | | MD-8640 | | MS-6440C | |
| 125d, N47D20D, 160 KW | 03/12 → | | MD-8640 | | MS-6440C | |
| 125i, N20B20A, 160 KW | 03/12 → | | | | MS-6440C | |
| M135i, N55B30A, 235 KW | 06/12 → | MD-559 | MD-5338 | | MS-6440C | |
| 1502 | | | | | | |
| | 02/75 → 07/77 | SP-820 | MD-030 | FF-010 | | |
| 1600ti | | | | | | |
| | 01/67 → 03/72 | MD-027A | | FF-010 | | |
| 1602 | | | | | | |
| | 01/67 → 03/72 | MD-027A | MD-030 | FF-010 | | |
| | 04/71 → 08/75 | SP-820 | MD-030 | FF-010 | | |
| 1802 | | | | | | |
| | 04/71 → 08/75 | SP-820 | MD-030 | FF-010 | | |
| 2002 | | | | | | |
| | 01/67 → 03/72 | MD-027A | MD-030 | FF-010 | | |
| | 04/71 → 08/75 | SP-820 | MD-030 | FF-010 | | |
| 2002t | | | | | | |
| | 09/72 → 08/75 | SP-820 | | SP-2002 | | |
| 2002ti | | | | | | |
| | 01/67 → 03/72 | MD-027A | | FF-010 | | |
| | 04/71 → 08/75 | SP-820 | | FF-010 | | |
| 2002tii | | | | | | |
| | 01/67 → 03/72 | MD-027A | | FF-010 | | |
| | 04/71 → 08/75 | SP-820 | | SP-2002 | | |
| 2500 | | | | | | |
| | 01/69 → 12/77 | MD-001B | MD-030 | FF-009 | | |
| 2800 | | | | | | |
| | 01/69 → 12/75 | MD-001B | MD-030 | FF-009 | | |
| 3 Series (E21) (75-84) | | | | | | |
| 1500 | 08/77 → 11/81 | SP-820 | MD-212 | FF-010 | | |
| 1600 | 08/75 → 11/81 | SP-820 | MD-212 | FF-010 | | |
| 1800 | 08/75 → 11/81 | SP-820 | MD-212 | FF-010 | | |
| | 11/81 → 09/84 | SP-820 | MD-212 | FF-010 | | |
| 2000i 4 Cyl. | 09/77 → 11/81 | SP-820 | MD-9562 | SP-2006 | | |

| BMW | | | | | | |
|---------------------------------------|---------------|--------|---------|---------|--------------------|--|
| 3 Series (E21) (75-84) | | | | | | |
| 2300i | 09/77 → 08/79 | SP-930 | MD-9014 | SP-2006 | | |
| | 09/79 → 11/81 | SP-930 | MD-9014 | SP-2003 | | |
| 3 Series (E30) (81-94) | | | | | | |
| 1600 | 11/81 → 12/89 | SP-820 | MD-212 | FF-010 | | |
| 1600i | 10/86 → 09/88 | SP-820 | MD-9562 | SP-2003 | | |
| | 10/88 → 07/90 | MD-265 | MD-9086 | SP-2003 | | |
| | 08/89 → 12/89 | MD-265 | MD-9086 | SP-2023 | | |
| 1800i | 10/86 → 07/90 | MD-265 | MD-9086 | SP-2003 | | |
| | 08/89 → 12/89 | MD-265 | MD-9086 | SP-2023 | | |
| 1800i mit Klimaanlage | 11/81 → 09/86 | SP-930 | MD-9562 | SP-2003 | | |
| 1800i ohne Klimaanlage | 11/81 → 09/86 | SP-820 | MD-9562 | SP-2003 | | |
| 1800iS 16V | 09/89 → 12/89 | MD-265 | MD-9086 | SP-2023 | | |
| 2000i 6 Cylinder | 12/81 → 08/85 | SP-930 | MD-9562 | SP-2003 | | |
| | 09/85 → 12/89 | SP-930 | MD-9086 | SP-2023 | | |
| 2300 M-Power | 07/86 → 01/91 | SP-820 | MD-9562 | SP-2003 | | |
| 2300i | 12/81 → 07/84 | SP-930 | MD-9562 | SP-2003 | | |
| 2400Diesel | 09/85 → 10/88 | MD-263 | MD-9066 | SP-966 | | |
| | 11/88 → 12/89 | MD-263 | MD-9066 | SP-1022 | | |
| 2400TDiesel | 09/85 → 12/88 | MD-263 | MD-9066 | | | |
| | 11/88 → 12/89 | MD-263 | MD-9066 | SP-1022 | | |
| 2500 M-Power | 01/90 → 01/91 | SP-820 | MD-9562 | SP-2023 | | |
| 2500e | 12/84 → 08/85 | SP-930 | MD-9562 | SP-2003 | | |
| | 09/85 → 12/89 | SP-930 | MD-9086 | SP-2003 | | |
| 2500i | 12/85 → 12/89 | SP-930 | MD-9086 | SP-2003 | | |
| 3 Series (E36) (90-00) | | | | | | |
| 325TD | 09/90 → 12/93 | MD-279 | MD-9218 | SP-1033 | MS-6011 | |
| 316i | 01/91 → 08/93 | MD-265 | MD-9086 | SP-2023 | MS-6011 | |
| | 09/93 → 08/94 | MD-265 | MD-9086 | SP-2099 | MS-6011 | |
| | 09/94 → 03/98 | MD-343 | MD-9086 | SP-2099 | MS-6011 | |
| 318i | 01/91 → 08/93 | MD-265 | MD-9086 | SP-2023 | MS-6011 | |
| | 09/93 → 08/94 | MD-265 | MD-9086 | SP-2099 | MS-6011 | |
| | 09/94 → 12/00 | MD-343 | MD-9086 | SP-2099 | MS-6011 | |
| 318iS 16V | 12/90 → 11/93 | MD-265 | MD-9086 | SP-2023 | MS-6011 | |
| | 12/93 → 08/93 | MD-265 | MD-9300 | SP-2023 | MS-6011 | |
| | 08/93 → 08/94 | MD-265 | MD-9300 | SP-2099 | MS-6011 | |
| | 09/94 → 03/98 | MD-343 | MD-9300 | SP-2023 | MS-6011 | |
| 318TDS | 01/95 → 12/00 | | MD-9298 | SP-1027 | MS-6011 | |
| 3200 M-Power | 09/94 → 12/00 | MD-271 | MD-9204 | SP-2099 | MS-6011 | |
| 320i | 01/91 → 08/93 | MD-271 | MD-9204 | SP-2023 | MS-6011 | |
| | 09/93 → 08/94 | MD-271 | MD-9204 | SP-2099 | MS-6011 | |
| | 09/94 → 03/98 | MD-081 | MD-9204 | SP-2099 | MS-6011 | |
| 323i | 05/94 → 12/00 | MD-081 | MD-9204 | SP-2099 | MS-6011 | |
| 325i | 01/91 → 12/93 | MD-271 | MD-9204 | SP-2023 | MS-6011 | |
| 325TDiesel | 01/95 → 03/98 | MD-279 | MD-9218 | SP-1027 | MS-6011 | |
| | 09/90 → 03/98 | MD-345 | | | MS-6011 | |
| | 05/92 → 12/00 | MD-279 | MD-9218 | SP-1027 | MS-6011 | |
| | 05/92 → 03/98 | MD-345 | | | MS-6011 | |
| 328i | 09/94 → 03/98 | MD-081 | MD-9204 | SP-2099 | MS-6011 | |
| | 01/95 → 08/94 | MD-271 | MD-9204 | SP-2099 | MS-6011 | |
| M3-Power 3000i | 12/92 → 08/93 | MD-271 | MD-9204 | SP-2023 | MS-6011 | |
| M3-Power 3000i | 09/93 → 10/94 | MD-271 | MD-9204 | SP-2099 | MS-6011 | |
| 3 Series (E36) Compact (90-00) | | | | | | |
| 316i | 03/94 → 08/94 | MD-265 | MD-9086 | SP-2023 | MS-6351 MS-6385 | |
| | 09/94 → 03/98 | MD-343 | MD-9086 | SP-2023 | MS-6385 MS-6351 | |

|  |  |  OIL |  AIR |  FUEL |  CABIN |  OTHER |
|---|--|--|--|---|--|--|
| BMW | | | | | | |
| 3 Series (E36) Compact (90-00) | | | | | | |
| 318i 16V | 10/93 → 08/94 | MD-265 | MD-9300 | SP-2023 | MS-6351 MS-6385 | |
| | 09/94 → 03/98 | MD-343 | MD-9300 | SP-2023 | MS-6351 MS-6385 | |
| 318TDS | 01/95 → 12/00 | | MD-9298 | SP-1027 | MS-6351 MS-6385 | |
| 3 Series (E46, E46/5) (98-07) | | | | | | |
| 316i/Ci, M43 B19, 77 KW | 02/99 → 01/02 | MD-343 | MD-9204 | SP-2099 | MS-6179 MS-6179C | |
| 316i/Ci, N 42/45/46 B19, 85 KW | 02/02 → 09/05 | MD-455 | MD-5242 | SP-2142 | MS-6179 MS-6179C | |
| 316ti Compact, N 42/45/46 B18, 85 KW | 04/01 → 07/04 | MD-455 | MD-5242 | SP-2099 | MS-6179 MS-6179C | |
| 318 d/td, M47 D/N20, 85 KW | 09/01 → 03/03 | MD-337B | MD-9504 | MD-517 | MS-6179 MS-6179C | |
| | 04/03 → 09/05 | MD-459 | MD-9504 | SP-2136 | MS-6179 MS-6179C | |
| 318i/Ci, M 43 B19, 87 KW | 05/98 → 09/01 | MD-343 | MD-9204 | SP-2099 | MS-6179 MS-6179C | |
| 318i/Ci, N 42/46 B20, 105 KW | 09/01 → 08/05 | MD-455 | MD-5242 | SP-2142 | MS-6179 MS-6179C | |
| 318i/Ci, N 42/46 B20, 110 KW | 09/05 → 08/07 | MD-455 | MD-5242 | SP-2142 | MS-6179 MS-6179C | |
| 318ti Compact 16V, 105 KW | 08/01 → 07/04 | MD-455 | MD-5242 | SP-2099 | MS-6179 MS-6179C | |
| 320 d (Turbodiesel), M47 D20, 100 KW | 05/98 → 09/01 | MD-337B | MD-9504 | MD-517 | MS-6179 MS-6179C | |
| 320 d/Cd (Turbodiesel) ,M47 D20, 110 KW | 09/01 → 08/05 | MD-459 | MD-9504 | SP-2136 | MS-6179 MS-6179C | |
| 320 td compact 110 KW | 08/01 → 07/04 | MD-459 | MD-9504 | SP-2136 | MS-6179 MS-6179C | |
| 320i/Ci, M 52 B20, 110 KW | 05/98 → 09/00 | MD-081 | MD-9204 | SP-2099 | MS-6179 MS-6179C | |
| 320i/Ci, M54 B22, 125 KW | 08/00 → 05/01 | MD-081 | MD-9204 | SP-2099 | MS-6179 MS-6179C | |
| | 06/01 → 08/05 | MD-081 | MD-9204 | SP-2142 | MS-6179 MS-6179C | |
| 323i/Ci, M52 B25 ,125 KW | 05/98 → 09/00 | MD-081 | MD-9204 | SP-2099 | MS-6179 MS-6179C | |
| 325 ti compact, M52 B 25 ,141 KW | 04/01 → 07/04 | MD-081 | MD-9204 | SP-2142 | MS-6179 MS-6179C | |
| 325i /Ci/Xi, M 52/ 54 B25, 141 KW | 08/00 → 05/01 | MD-081 | MD-9204 | SP-2099 | MS-6179 MS-6179C | |
| | 06/01 → 08/07 | MD-081 | MD-9204 | SP-2142 | MS-6179 MS-6179C | |
| 328i/Ci, M 52 B28, 142 KW | 05/98 → 09/00 | MD-081 | MD-9204 | SP-2099 | MS-6179 MS-6179C | |
| 330 XD (TurboDiesel),M57 D30,150 KW | 02/03 → 09/05 | MD-519 | MD-9516 | SP-1267 | MS-6179 MS-6179C | |
| 330D (TDiesel),M57 D30, 150 KW | 02/03 → 08/07 | MD-519 | MD-9516 | SP-2136 | MS-6179 MS-6179C | |
| 330D (TDiesel),M57D30, 135 KW | 01/99 → 03/03 | MD-439 | MD-9516 | SP-1254 | MS-6179 MS-6179C | |
| 330i/Ci/Xi, M 54 B30, 170 KW | 06/00 → 08/05 | MD-081 | MD-9204 | SP-2142 | MS-6179 MS-6179C | |
| M3 3.2,S50 B32, 252 KW | 08/00 → 03/05 | MD-271 | MD-9204 | SP-2140 | MS-6179 MS-6179C | |
| M3 CSL 3.2,S50 B32, 265 KW | 03/03 → 03/05 | MD-271 | MD-9204 | SP-2140 | MS-6179 MS-6179C | |

|  |  |  OIL |  AIR |  FUEL |  CABIN |  OTHER |
|---|--|--|--|---|--|--|
| BMW | | | | | | |
| 3 Series (E90/E91/E92/E93) 05- | | | | | | |
| 316d, N47D20A/C, 85 KW | 09/09 → 12/09 | | MD-8452 | SP-1267 | MS-6305 MS-6305C | |
| | 01/10 → 02/10 | | MD-8452 | | MS-6305 MS-6305C | |
| | 03/10 → | | MD-8452 | | MS-6305 MS-6305C | |
| 316i, N43NB16A, 90 KW | 09/07 → | MD-455 | MD-5256 | | MS-6305 MS-6305C | |
| 316i, N45B16/B16A N45NB16A, 85 KW | 02/06 → 08/07 | MD-455 | MD-5256 | | MS-6305 MS-6305C | |
| Comments: MD-5256: Engine code N45B16/B16A. | | | | | | |
| | 09/07 → | MD-455 | MD-5252 | | MS-6305 MS-6305C | |
| Comments: MD-5252: Engine code N45NB16A. | | | | | | |
| 316i, N45NB16A, 95 KW | 03/07 → | MD-455 | MD-5252 | | MS-6305 MS-6305C | |
| 318d, M47D20, 90 KW | 09/05 → 08/07 | MD-459 | MD-9504 | SP-1267 | MS-6305 MS-6305C | |
| 318d, N47D20A/C, 105 KW | 09/07 → 12/09 | | MD-8452 | SP-1267 | MS-6305 MS-6305C | |
| | 01/10 → 02/10 | | MD-8452 | | MS-6305 MS-6305C | |
| | 03/10 → | | MD-8452 | | MS-6305 MS-6305C | |
| 318i, N43 B20A N46B20A/B, 105 KW | 09/07 → | MD-455 | MD-5252 | | MS-6305 MS-6305C | |
| 318i, N46 B20, 95 KW | 09/05 → 08/07 | MD-455 | MD-5252 | | MS-6305 MS-6305C | |
| 320d Efficient Dynamics, N47D20C, 120 KW | 03/10 → | | MD-8452 | | MS-6305 MS-6305C | |
| 320d, M47D20 N47D20A, 120 KW | 03/05 → 08/07 | MD-459 | MD-9504 | SP-1267 | MS-6305 MS-6305C | |
| Comments: MD-459: Engine code M47D20, MD-9504: Engine code M47D20. | | | | | | |
| 320d, M47D20A N47D20A, 120 KW | 09/07 → 01/10 | | MD-8452 | SP-1267 | MS-6305 MS-6305C | |
| Comments: MD-8452: Engine code N40D20A. | | | | | | |
| | 02/10 → | | MD-8452 | SP-1267 | MS-6305 MS-6305C | |
| Comments: MD-8452: Engine code N40D20A. | | | | | | |
| 320d, N47D20A, 130 KW | 03/07 → 01/10 | | MD-8452 | SP-1267 | MS-6305 MS-6305C | |
| | 02/10 → 03/10 | | MD-8452 | | MS-6305 MS-6305C | |
| 320d, N47D20C, 135 KW | 03/10 → | | MD-8452 | | MS-6305 MS-6305C | |
| 320i, 110 KW | 11/06 → 06/07 | MD-455 | MD-5252 | | MS-6305 MS-6305C | |
| 320i, N46B20, 110 KW | 03/05 → 08/06 | MD-455 | MD-5252 | | MS-6305 MS-6305C | |
| 320i, N46B20A/B, 125 KW | 09/06 → | MD-455 | MD-5252 | | MS-6305 MS-6305C | |
| 320si, N46 B20A, 127 KW | 12/05 → 08/06 | MD-455 | MD-5252 | | MS-6305 MS-6305C | |
| 323i, N52B25, 127 KW | 09/06 → | MD-559 | MD-5282 | | MS-6305 MS-6305C | |
| 325d, M57D25, 145 KW | 09/06 → 01/10 | MD-519 | MD-9516 | SP-1267 | MS-6305 MS-6305C | |
| | 02/10 → 03/10 | MD-519 | MD-9516 | | MS-6305 MS-6305C | |
| 325d, N57D30A, 150 KW | 03/10 → | MD-677 | MD-8452 | | MS-6305 MS-6305C | |

BMW

3 Series (E90/E91/E92/E93) 05-

| | | | | | |
|--------------------------------------|---------------|--------|---------|---------|---------------------|
| 325i, N52B25 N53B30 N53B30A, 160 KW | 03/05 → | MD-559 | MD-5282 | | MS-6305 MS-6305C |
| 325xi, N52B25 N53B30 N53B30A, 160 KW | 03/05 → | MD-559 | MD-5282 | | MS-6305 MS-6305C |
| 328i, N52B30, 169 KW | 09/06 → | MD-559 | | | MS-6305 MS-6305C |
| 330d, M57D30, 170 KW | 09/05 → 09/08 | MD-519 | MD-9516 | SP-1267 | MS-6305 MS-6305C |
| 330d, N57D30, 180 KW | 09/08 → | MD-677 | MD-8452 | SP-1267 | MS-6305 MS-6305C |
| 330i, N52B30, 190 KW | 03/05 → 08/06 | MD-559 | MD-5282 | | MS-6305 MS-6305C |
| 330i, N53 B30A, 200 KW | 09/07 → | MD-559 | MD-5282 | | MS-6305 MS-6305C |
| 330xi, N53B30A, 190 KW | 03/05 → | MD-559 | MD-5282 | | MS-6305 MS-6305C |
| 330xi, N53B30A, 200 KW | 09/07 → | MD-559 | MD-5282 | | MS-6305 MS-6305C |
| 335d, N54B30A, 210 KW | 09/06 → 01/10 | MD-519 | MD-8452 | SP-1267 | MS-6305 MS-6305C |
| | 02/10 → | MD-519 | MD-8452 | | MS-6305 MS-6305C |
| 335i, N54B30A, 225 KW | 09/06 → | MD-559 | MD-8382 | | MS-6305 MS-6305C |
| 335is, N54B30A, 235 KW | 05/10 → | MD-559 | MD-8382 | | MS-6305 MS-6305C |
| M3 4.0 V8, S65B40A, 309 KW | 06/07 → | | MD-5338 | | |

3 Series (F30/F31) (12-)

| | | | | | |
|----------------------------------|---------------|--------|---------|--|----------|
| 316d, N47D20C, 85 KW | 03/12 → 07/12 | | MD-8640 | | MS-6440C |
| | 08/12 → | | MD-8640 | | MS-6440C |
| 316i, N13B16, 100 KW | 07/12 → | MD-717 | | | MS-6440C |
| 318d, N47D20C, 105 KW | 03/12 → 07/12 | | MD-8640 | | MS-6440C |
| | 08/12 → | | MD-8640 | | MS-6440C |
| 320d ED, N47D20C, 120 KW | 02/12 → 07/12 | | MD-8640 | | MS-6440C |
| | 08/12 → | | MD-8640 | | MS-6440C |
| 320d, dX, N47D20C, 135 KW | 02/12 → 07/12 | | MD-8640 | | MS-6440C |
| | 08/12 → | | MD-8640 | | MS-6440C |
| 320i ED, N13B16A, 125 KW | 11/12 → | MD-717 | | | MS-6440C |
| 320i, N20B20A, 135 KW | 02/12 → | | | | MS-6440C |
| 328d, N47D20C, 132 KW | 02/13 → | | MD-8640 | | MS-6440C |
| 328i, N20B20A N26B20A, 180 KW | 02/12 → | | | | MS-6440C |
| 330d, N57D30A, 190 KW | 07/12 → | | | | MS-6440C |
| 335i, N55B30A, 225 KW | 02/12 → | MD-559 | | | MS-6440C |
| Active Hybrid 3, N55B30A, 250 KW | 11/12 → | MD-559 | | | MS-6440C |

3 Series GT (F34) (13-)








| | | | | | |
|-------------------------------------|---------|--------|---------|--|----------|
| 318d, Gran Turismo, N47D20C, 105 KW | 05/13 → | | MD-8640 | | MS-6440C |
| 320d Gran Turismo, N47D20C, 135 KW | 05/13 → | | MD-8640 | | MS-6440C |
| 320i Gran Turismo, N20B20A, 135 KW | 05/13 → | | | | MS-6440C |
| 328i Gran Turismo, N20B20A, 180 KW | 05/13 → | | | | MS-6440C |
| 335i Gran Turismo, N55B30A, 225 KW | 05/13 → | MD-559 | | | MS-6440C |

4 Series (F32) (13-)






| | | | | | |
|--------------------------------|---------|--------|---------|--|----------|
| 420d, N47D20C, 135 KW | 07/13 → | | MD-8640 | | MS-6440C |
| 428i, N20B20A, N26B20A, 180 KW | 07/13 → | | | | MS-6440C |
| 435i, N55B30A, 225 KW | 07/13 → | MD-559 | | | MS-6440C |

5 GT (F07 GT) (09-)

| | | | | | |
|------------------------|---------------|--------|--|---------|---------------------|
| 530d, N57 D30A, 155 KW | 09/09 → 07/12 | MD-677 | | SP-1267 | MS-6404C MS-6404 |
| | 08/12 → | MD-677 | | | MS-6404C MS-6404 |

|  |  |  OIL |  AIR |  FUEL |  CABIN |  OTHER |
|---|--|--|--|---|--|--|
| BMW | | | | | | |
| 5 GT (F07 GT) (09-) | | | | | | |
| 530d, N57D30A, 180 KW | 10/09 → 07/12 | MD-677 | | SP-1267 | MS-6404C MS-6404 | |
| | 08/12 → | MD-677 | | | MS-6404C MS-6404 | |
| 530d, N57D30A, 190 KW | 06/12 → 07/12 | | | SP-1267 | MS-6404C MS-6404 | |
| | 08/12 → | | | | MS-6404C MS-6404 | |
| 535d, N57D30B, 220 KW | 03/10 → 07/12 | MD-677 | | SP-1267 | MS-6404C MS-6404 | |
| | 08/12 → | MD-677 | | | MS-6404C MS-6404 | |
| 535d, N57D30B, 230 KW | 06/12 → 07/12 | | | SP-1267 | MS-6404C MS-6404 | |
| | 08/12 → | | | | MS-6404C MS-6404 | |
| 535i, N55B30A, 225 KW | 10/09 → | MD-559 | MD-8568 | | MS-6404C MS-6404 | |
| 550i, N63B44A, 300 KW | 10/09 → | | | | MS-6404C MS-6404 | |
| 550i, N63B44B, 330 KW | 05/12 → | | | | MS-6404C MS-6404 | |
| 5 Series (E12) (72-81) | | | | | | |
| 1800 | 01/72 → 08/75 | SP-820 | MD-030 | FF-010 | | |
| | 09/76 → 06/80 | SP-820 | MD-212 | FF-010 | | |
| 1800i | 09/75 → 08/79 | SP-820 | MD-9562 | SP-2006 | | |
| 2000 4 Cyl. | 01/72 → 08/77 | SP-820 | MD-9000 | FF-009 | | |
| 2000 6 Cyl. | 09/77 → 06/80 | SP-930 | MD-9452 | FF-009 | | |
| 2000i 4 Cyl. ch.no. -4453076 | 09/75 → 06/80 | SP-820 | MD-9000 | SP-2001 | | |
| 2000i 4 Cyl. ch.no. 4453077- | 09/77 → 06/80 | SP-820 | MD-9014 | SP-2003 | | |
| 2500 | 08/72 → 08/76 | MD-001B | MD-030 | FF-010 | | |
| | 08/76 → 05/77 | MD-001B | MD-9452 | FF-010 | | |
| | 05/77 → 06/80 | MD-227 | MD-9452 | FF-010 | | |
| 2800 | 02/75 → 08/76 | MD-001B | MD-030 | FF-010 | | |
| | 08/76 → 05/77 | MD-001B | MD-9452 | FF-010 | | |
| | 05/77 → 08/81 | MD-227 | MD-9452 | FF-010 | | |
| 2800i | 09/77 → 08/77 | MD-227 | MD-9562 | SP-2001 | | |
| | 09/77 → 08/81 | MD-227 | MD-9562 | SP-2003 | | |
| 3000i | 09/77 → 09/81 | MD-001B | MD-9014 | SP-2003 | | |
| 3300i | 09/77 → 09/81 | MD-227 | MD-9562 | SP-2003 | | |
| 5 Series (E28) (81-90) | | | | | | |
| 1800i | 09/79 → 12/86 | SP-820 | MD-9562 | SP-2003 | | |
| 2000i 6 Cyl. | 09/85 → 12/86 | SP-930 | MD-9086 | SP-2003 | | |
| | 07/80 → 08/85 | SP-930 | MD-9562 | SP-2003 | | |
| 2400Diesel | 04/86 → 02/88 | MD-263 | MD-9066 | | | |
| 2400TDiesel | 10/84 → 02/88 | MD-263 | MD-9066 | | | |
| 2500 eta | 04/82 → 08/85 | SP-930 | MD-9562 | SP-2003 | | |
| | 09/85 → 12/86 | SP-930 | MD-9086 | SP-2003 | | |
| 2500i | 09/77 → 12/86 | MD-227 | MD-9562 | SP-2003 | | |
| 2800e | 09/85 → 12/86 | SP-930 | MD-9086 | SP-2003 | | |
| 2800e eta | 04/82 → 08/85 | SP-930 | MD-9562 | FF-010 | | |
| 2800i | 09/77 → 08/77 | MD-227 | MD-9562 | SP-2001 | | |
| | 09/77 → 12/86 | MD-227 | MD-9562 | SP-2003 | | |
| 3000i | 09/81 → 12/86 | MD-001B | MD-9014 | SP-2003 | | |
| 3300i | 09/81 → 12/86 | MD-227 | MD-9562 | SP-2003 | | |
| 3500 210KW M-Power | 01/85 → 12/86 | MD-227 | | SP-2003 | | |
| 3500i M-Power | → 12/86 | MD-227 | MD-9562 | SP-2003 | | |
| 5 Series (E34) (88-96) | | | | | | |

| BMW | | | | | | |
|--|---------------|---------------|----------------|----------------|-----------------|---------------|
| 5 Series (E34) (88-96) | | | | | | |
| 1800i 85KW | 09/89 → 08/94 | MD-265 | MD-9086 | SP-2003 | | |
| | 09/94 → 12/94 | MD-343 | MD-9086 | SP-2003 | MS-6124 | |
| 2000i 12V 95KW | 01/88 → 04/90 | SP-930 | MD-9086 | SP-2023 | | |
| 2000i 24V 110KW | 09/89 → 02/96 | MD-271 | MD-9206 | SP-2023 | | |
| 2400TDiesel | 01/88 → 11/88 | MD-269 | MD-9118 | | | |
| | 11/88 → 08/90 | MD-269 | MD-9118 | SP-1022 | | |
| 2500 TDiesel LHD | 04/92 → 12/93 | MD-279 | MD-9218 | SP-1033 | MS-6124 | |
| Comments: MS-6124: Left Hand Drive applications. | | | | | | |
| | 01/95 → 12/94 | MD-279 | MD-9218 | SP-1027 | MS-6124 | |
| Comments: Left Hand Drive | | | | | | |
| | 01/96 → 10/96 | MD-345 | MD-9218 | SP-1027 | | |
| | 01/95 → 12/94 | MD-279 | MD-9218 | SP-1027 | MS-6124 | |
| Comments: MS-6124: Left Hand Drive applications. | | | | | | |
| 2500 TDiesel RHD | 04/92 → 12/93 | MD-279 | MD-9118 | SP-1033 | MS-6124 | |
| Comments: MS-6124: Left Hand Drive applications. | | | | | | |
| | 01/95 → 12/94 | MD-279 | MD-9118 | SP-1027 | MS-6124 | |
| Comments: MS-6124: Left Hand Drive applications. | | | | | | |
| 2500i 125 KW | 01/88 → 09/94 | SP-930 | MD-9086 | SP-2003 | | |
| 2500i 24V, 151 KW | 05/90 → 09/94 | MD-271 | MD-9206 | SP-2023 | MS-6124 | |
| 2500TDiesel LHD | 09/90 → 12/93 | MD-279 | MD-9218 | SP-1033 | MS-6124 | |
| Comments: MS-6124: Left Hand Drive applications. | | | | | | |
| | 01/96 → 01/97 | MD-345 | MD-9218 | SP-1027 | MS-6124 | |
| Comments: MS-6124: Left Hand Drive applications. | | | | | | |
| 2500TDiesel RHD | 01/95 → 12/94 | MD-279 | MD-9118 | SP-1027 | MS-6124 | |
| Comments: MS-6124: Left Hand Drive applications. | | | | | | |
| | 01/96 → 01/97 | MD-345 | MD-9118 | SP-1027 | | |
| | 09/90 → 12/93 | MD-279 | MD-9118 | SP-1033 | | |
| | 01/96 → 01/97 | MD-345 | MD-9118 | SP-1027 | | |
| 3000i 6 Cylinder, 138 KW | 01/88 → 11/90 | MD-227 | MD-9100 | SP-2003 | | |
| 3000i V8 160 KW | 09/92 → 02/94 | MD-347 | MD-9252 | SP-2003 | MS-6124 | |
| | 03/94 → 09/94 | MD-347 | MD-9252 | SP-2099 | MS-6124 | |
| 3500 M-Power, 232 KW | 01/88 → 03/92 | MD-227 | MD-9206 | SP-2003 | | |
| 3500i 6 Cylinder, 155 KW | 01/88 → 11/92 | MD-227 | MD-9100 | SP-2003 | | |
| 3800 M-Power, 250 KW | 03/92 → 12/94 | MD-227 | MD-9206 | SP-2003 | MS-6124 | |
| 4000i V8, 210 KW | 09/92 → 08/93 | MD-347 | MD-9252 | SP-2023 | MS-6124 | TR-055 |
| | 09/93 → 09/94 | MD-347 | MD-9252 | SP-2099 | MS-6124 | TR-055 |
| 5 Series (E39) (95-04) | | | | | | |
| 520d Eng:M47D20,110KW | 06/02 → 07/04 | MD-459 | MD-9504 | SP-1254 | MS-6141 | |
| | | | | | MS-6141C | |
| 520i 110KW | 01/96 → 09/00 | MD-081 | MD-9204 | SP-2099 | MS-6141 | |
| | | | | | MS-6141C | |
| 520i 120KW | 01/96 → 09/00 | MD-081 | MD-9204 | SP-2154 | MS-6141 | |
| | | | | | MS-6141C | |
| 523i 125KW | 11/94 → 09/00 | MD-081 | MD-9204 | SP-2099 | MS-6141 | |
| | | | | | MS-6141C | |
| 525D,Eng:M57D25,120KW | 02/00 → 07/04 | MD-439 | MD-9516 | SP-1254 | MS-6141 | |
| | | | | | MS-6141C | |
| 525i 141KW 24V | 08/00 → 07/04 | MD-081 | MD-9204 | SP-2154 | MS-6141 | |
| | | | | | MS-6141C | |
| 525TDiesel 85KW | 02/97 → 04/00 | MD-345 | MD-9218 | SP-1027 | MS-6141 | |
| | | | | | MS-6141C | |
| 525TDS 105KW | 01/96 → 04/00 | MD-345 | MD-9218 | SP-1027 | MS-6141 | |
| | | | | | MS-6141C | |
| 528i 142KW 24V | 10/94 → 09/00 | MD-081 | MD-9204 | SP-2099 | MS-6141 | |
| | | | | | MS-6141C | |
| 530D,Eng:M57D30,135KW | 09/98 → 08/00 | MD-439 | MD-9516 | SP-1027 | MS-6141 | |
| | | | | | MS-6141C | |
| 530D,Eng:M57D30,142KW | 09/00 → 07/04 | MD-439 | MD-9516 | SP-1254 | MS-6141 | |
| | | | | | MS-6141C | |
| 530i 170KW | 08/00 → 07/04 | MD-081 | MD-9204 | SP-2154 | MS-6141 | |
| | | | | | MS-6141C | |

|  |  |  OIL |  AIR |  FUEL |  CABIN |  OTHER |
|---|--|--|--|---|--|--|
| BMW | | | | | | |
| 5 Series (E39) (95-04) | | | | | | |
| 530TDiesel 135KW | 09/97 → 07/00 | MD-439 | MD-9516 | | MS-6141 MS-6141C | |
| 535i 173KW | 02/96 → 07/98 | MD-347 | MD-9252 | SP-2099 | MS-6141 MS-6141C | |
| | 08/98 → | MD-347 | MD-9252 | SP-2154 | MS-6141 MS-6141C | |
| 535i, M62B35, 173 KW | 08/97 → 05/98 | MD-347 | MD-9252 | SP-2154 | MS-6141 MS-6141C | |
| 535i, M62B35, 180 KW | 04/98 → 07/04 | MD-347 | MD-9252 | SP-2154 | MS-6141 MS-6141C | |
| 535i, M62B35,173 KW | 09/98 → 07/04 | MD-347 | MD-9252 | SP-2154 | MS-6141 MS-6141C | |
| 540i 210KW | 10/94 → 08/97 | MD-347 | MD-9252 | SP-2099 | MS-6141 MS-6141C | |
| 540i, M62B44, 210 KW | 09/98 → 07/04 | MD-347 | MD-9252 | SP-2154 | MS-6141 MS-6141C | TR-055 |
| M5, 4.9 V8 294kW | 10/97 → 07/04 | MD-347 | MD-9252 | SP-2099 | MS-6141 MS-6141C | |
| 5 Series (E60/E61) (03-10) | | | | | | |
| 520d, M47D/N 20, 120 KW | 09/05 → 08/07 | MD-459 | MD-9504 | SP-1267 | MS-6299 MS-6299C | |
| | 09/07 → 03/10 | MD-459 | MD-8384 | SP-1267 | MS-6299 MS-6299C | |
| 520d, N47D20A, 130 KW | 09/07 → 12/10 | | MD-8384 | SP-1267 | MS-6299 MS-6299C | |
| 520i, M52/54B25, 125 KW | 07/03 → 04/05 | MD-081 | MD-8224 | | MS-6299 MS-6299C | |
| 520i, N43/46 B20, 125 KW | 09/07 → 12/10 | MD-081 | MD-8514 | | MS-6299 MS-6299C | |
| 523i, N52B25 , 130 KW | 04/05 → 02/07 | MD-559 | MD-8224 | | MS-6299 MS-6299C | |
| 523i, N52B25 , 140 KW | 03/07 → 12/10 | MD-559 | MD-8224 | | MS-6299 MS-6299C | |
| 525d, M57D25, 130 KW | 03/04 → 02/07 | MD-519 | MD-9516 | SP-1267 | MS-6299 MS-6299C | |
| 525d, M57D25, 145 KW | 03/07 → 12/10 | MD-519 | MD-9516 | SP-1267 | MS-6299 MS-6299C | |
| 525i, M52/54B25, 141 KW | 09/03 → 04/05 | MD-081 | MD-8224 | | MS-6299 MS-6299C | |
| 525i, N52B25, 160 KW | 04/05 → 12/10 | MD-559 | MD-8224 | | MS-6299 MS-6299C | |
| 530d, M57D30, 160 KW | 07/03 → 10/05 | MD-519 | MD-9516 | SP-1267 | MS-6299 MS-6299C | |
| 530d, M57D30, 173 KW | 03/07 → 12/10 | MD-519 | MD-9516 | SP-1267 | MS-6299 MS-6299C | |
| 530d, M57D30 170 KW | 09/05 → 02/07 | MD-519 | MD-9516 | SP-1267 | MS-6299 MS-6299C | |
| 530i, Eng: N52B30, 190 KW | 04/05 → 02/07 | MD-559 | MD-8224 | SP-1267 | MS-6299 MS-6299C | |
| 530i, M53B30, 200 KW | 03/07 → 12/10 | MD-559 | MD-8224 | SP-1267 | MS-6299 MS-6299C | |
| 530i, M54B30, 170 KW | 07/03 → 04/05 | MD-081 | MD-8224 | | MS-6299 MS-6299C | |
| 535d, M57D30, 200 KW | 09/04 → 02/07 | MD-519 | MD-8384 | SP-1267 | MS-6299 MS-6299C | |
| 535d, M57D30, 200KW | 03/07 → 12/10 | MD-519 | MD-8384 | SP-1267 | MS-6299 MS-6299C | |
| 535i, N54B30A, 224KW | 09/07 → 12/10 | MD-559 | MD-8568 | | MS-6299 MS-6299C | |

BMW

5 Series (E60/E61) (03-10)








| | | | | | |
|----------------------------|---------------|--------|---------|--|---------------------|
| 540i, N62 B40, 225 KW | 09/05 → 12/10 | | MD-8514 | | MS-6299 MS-6299C |
| 545i, Eng; N62 B44, 245 KW | 09/03 → 10/05 | MD-505 | MD-8514 | | MS-6299 MS-6299C |
| 550i, N62 B48, 270 KW | 09/05 → 12/10 | | MD-8514 | | MS-6299 MS-6299C |
| M5, S85 B 50, 373 KW | 09/04 → 08/10 | | | | MS-6299 MS-6299C |








5 Series (F10/F11/F18) (10-)

| | | | | | |
|----------------------------------|---------------|--------|---------|---------|---------------------|
| 5 ActiveHybrid, N55 B30A, 250 KW | 10/11 → | MD-559 | MD-8568 | | MS-6404C MS-6404 |
| 520d, N47D20C, 135 KW | 05/10 → 07/12 | | | SP-1267 | MS-6404C MS-6404 |
| | 08/12 → | | | | MS-6404C MS-6404 |
| 520i, N20 B20A, 120 KW | 09/11 → 12/11 | | MD-8570 | | MS-6404C MS-6404 |
| | 01/12 → | | MD-8570 | | MS-6404C MS-6404 |
| 520i, N20 B20A, 135 KW | 09/11 → 12/11 | | MD-8570 | | MS-6404C MS-6404 |
| | 01/12 → | | MD-8570 | | MS-6404C MS-6404 |
| 523i, N52B30A N53B30A, 150 KW | 03/10 → | MD-559 | MD-8616 | | MS-6404C MS-6404 |
| 523Li, N52B25A, 115 KW | 06/10 → | MD-559 | MD-8616 | | MS-6404C MS-6404 |
| 525d, N47D20D, 160 KW | 09/11 → 07/12 | | | SP-1267 | MS-6404C MS-6404 |
| | 08/12 → | | | | MS-6404C MS-6404 |
| 525d, N57D30A, 150 KW | 03/10 → 09/11 | MD-677 | | SP-1267 | MS-6404C MS-6404 |
| 525Li, N52B25A, 160 KW | 06/10 → | MD-559 | MD-8616 | | MS-6404C MS-6404 |
| 528i 2.0, N20 B20A, 180 KW | 09/11 → 12/11 | | MD-8570 | | MS-6404C MS-6404 |
| | 01/12 → | MD-559 | MD-8570 | | MS-6404C MS-6404 |

Comments: MD-559: For aluminium oil filter unit.

| | | | | | |
|-----------------------------------|---------------|--------|---------|---------|---------------------|
| 528i 3.0, N52B30A N53B30A, 190 KW | 03/10 → 08/11 | MD-559 | MD-8616 | | MS-6404C MS-6404 |
| 530d, N57D30A, 180 KW | 03/10 → 08/11 | MD-677 | | SP-1267 | MS-6404C MS-6404 |
| 530d, N57D30A, 190 KW | 09/11 → 07/12 | | | SP-1267 | MS-6404C MS-6404 |
| | 08/12 → | | | | MS-6404C MS-6404 |
| 530i, N53 B30A, 200 KW | 09/11 → | MD-559 | MD-8616 | | MS-6404C MS-6404 |
| 530Li, N52B30A, 190 KW | 06/10 → | MD-559 | MD-8616 | | MS-6404C MS-6404 |
| 535d, N57D30B, 220 KW | 09/10 → 08/11 | MD-677 | | SP-1267 | MS-6404C MS-6404 |
| 535d, N57D30B, 230 KW | 09/11 → 07/12 | | | SP-1267 | MS-6404C MS-6404 |
| | 08/12 → | | | | MS-6404C MS-6404 |
| 535i, N55B30A, 225 KW | 03/10 → | MD-559 | MD-8568 | | MS-6404C MS-6404 |

|  |  |  OIL |  AIR |  FUEL |  CABIN |  OTHER |
|---|--|--|--|---|--|--|
| BMW | | | | | | |
| 5 Series (F10/F11/F18) (10-) | | | | | | |
| 550d M, N57 D30C, 280 KW | 03/12 → 07/12 | | | SP-1267 | MS-6404C MS-6404 | |
| | 08/12 → | | | | MS-6404C MS-6404 | |
| 550i, N63B44A, 300 KW | 03/10 → | | | | MS-6404C MS-6404 | |
| M5, S63 B44B, 412 KW | 09/11 → | | | | MS-6404C MS-6404 | |
| 6 Gran Coupe (F06 GC) (12-) | | | | | | |
| 640d, N57 D30B, 230 KW | 05/12 → 07/12 | | | SP-1267 | MS-6404C MS-6404 | |
| | 08/12 → | | | | MS-6404C MS-6404 | |
| 640i, N55 B30A, 235 KW | 05/12 → | MD-559 | MD-8568 | | MS-6404C MS-6404 | |
| 650i, N63 B44A, 330 KW | 05/12 → | | | | MS-6404C MS-6404 | |
| M6, S63 B44B, 412 KW | 04/13 → | | | | MS-6404C MS-6404 | |
| 6 Series (E24) (76-90) | | | | | | |
| 2800 CSi, M30 B28, 135 KW | 09/79 → 02/88 | MD-001B MD-227 | MD-9562 | SP-2003 | | |
| Comments: MD-001B: With oil cooler, MD-227: Without oil cooler. | | | | | | |
| 3000 CS, M30 B30, 135 KW | 04/76 → 05/77 | MD-001B | MD-9452 | FF-009 | | |
| | 06/77 → 08/79 | MD-227 | MD-9452 | FF-009 | | |
| 3000 CS, M30 B30, 136 KW | 04/76 → 05/77 | MD-001B | MD-9452 | FF-009 | | |
| | 06/77 → 08/79 | MD-227 | MD-9452 | FF-009 | | |
| 3300 CSi, M30 B32, 145 KW | 09/78 → 08/79 | MD-227 | MD-9562 | | | |
| | 09/79 → 08/84 | MD-227 | MD-9562 | SP-2003 | | |
| 3300 CSi, M30 B32, 147 KW | 04/76 → 05/77 | MD-001B | MD-9562 | SP-2001 | | |
| | 06/77 → 08/78 | MD-227 | MD-9562 | SP-2001 | | |
| 3500 CSi M-Power, S38 B35, 191 KW | 10/86 → 10/88 | MD-227 | MD-9562 | SP-2003 | | |
| 3500 CSi M-Power, S38 B35, 210 KW | 03/84 → 05/89 | MD-227 | MD-9562 | SP-2003 | | |
| 3500 CSi, M30 B35, 136 KW | 12/80 → 08/88 | MD-227 | MD-9562 | SP-2003 | | |
| 3500 CSi, M30 B35, 155 KW | 08/87 → 05/89 | MD-227 | MD-9562 | SP-2003 | | |
| 3500 CSi, M30 B35, 160 KW | 06/78 → 11/80 | MD-001B | MD-9562 | SP-2003 | | |
| | 12/80 → 08/88 | MD-227 | MD-9562 | SP-2003 | | |
| 3500 CSi, M35 B35, 141 KW | 04/85 → 09/90 | MD-227 | MD-9562 | SP-2003 | | |
| 3500 CSi/A, M30 B35, 160 KW | 09/80 → 11/80 | MD-001B | MD-9562 | SP-2003 | | |
| | 12/80 → 08/87 | MD-227 | MD-9562 | SP-2003 | | |
| 6 Series (E63/E64) (03-) | | | | | | |
| 630Ci, N52B30A, 200 KW | 10/04 → 08/07 | MD-559 | MD-8224 | | MS-6299 MS-6299C | |
| 630Ci, N52 B30, 190 KW | 10/04 → 08/07 | MD-559 | MD-8224 | | MS-6299 MS-6299C | |
| 635d, M57D30, 210 KW | 09/07 → 09/11 | MD-519 | MD-8384 | SP-1267 | MS-6299 MS-6299C | |
| 645Ci, N62B44, 245 KW | 10/03 → 10/05 | MD-505 | MD-8514 | | MS-6299 MS-6299C | |
| 650Ci, N62B48, 270 KW | 09/05 → 09/11 | | MD-8514 | | MS-6299 MS-6299C | |
| M6 5.0 V10, S85B50, 373 KW | 03/05 → | | | | MS-6299 MS-6299C | |
| 6 Series (F12/F13) (11-) | | | | | | |
| 640d, N57 D30B, 230 KW | 09/11 → 07/12 | | | SP-1267 | MS-6404C MS-6404 | |
| | 08/12 → | | | | MS-6404C MS-6404 | |

|  |  |  OIL |  AIR |  FUEL |  CABIN |  OTHER |
|---|---|--|--|---|--|--|
| BMW | | | | | | |
| 6 Series (F12/F13) (11-) | | | | | | |
| 640i, N55 B30A, 235 KW | 03/11 → | MD-559 | MD-8568 | | MS-6404C MS-6404 | |
| 650i, N63 B44A, 300 KW | 07/12 → | | | | MS-6404C MS-6404 | |
| 650i, N63 B44B, 330 KW | 07/12 → | | | | MS-6404C MS-6404 | |
| M6, S63 B44B, 412 KW | 03/11 → | | | | MS-6404C MS-6404 | |
| 7 Series (E23) (77-86) | | | | | | |
| 2800, M30 B28, 125 KW | 05/77 → 08/79 | MD-227 | MD-9452 | | | |
| 2800i, M30B28, 135 KW | 07/78 → 08/86 | MD-227 | MD-9562 | SP-2003 | | |
| 3000, M30 B30, 135 KW | 05/77 → 08/79 | MD-227 | MD-9452 | | | |
| 3200i, M30 B32, 145 KW | 05/77 → 08/78 | MD-227 | MD-9562 | | | |
| 3300i, M30 B32, 145 KW | 09/78 → 08/86 | MD-227 | MD-9562 | SP-2003 | | |
| | 05/77 → 08/78 | MD-227 | MD-9562 | | | |
| 3500i, M30 B35, 136 KW | 09/77 → 08/86 | MD-227 | MD-9562 | SP-2003 | | |
| | 01/85 → 08/86 | MD-227 | MD-9562 | SP-2003 | | |
| 3500i, M30 B35, 141 KW | 04/85 → 08/86 | MD-227 | MD-9562 | SP-2003 | | |
| 3500i, M30 B35, 160 KW | 09/79 → 11/80 | MD-001B | MD-9562 | SP-2003 | | |
| | 12/80 → 08/86 | MD-227 | MD-9562 | SP-2003 | | |
| 4500i, M30 B32, 185 KW | 04/80 → 04/83 | MD-227 | MD-9562 | SP-2003 | | |
| 4500i, M30 B35, 185 KW | 05/83 → 08/86 | MD-227 | MD-9562 | SP-2003 | | |
| 7 Series (E32) (86-94) | | | | | | |
| 3000i, M30 B30 (Kat.), 138 KW | 12/86 → 05/90 | MD-227 | MD-9100 | SP-2003 | | |
| | 06/90 → 09/94 | MD-227 | MD-9100 | SP-2003 | MS-6124 | |
| Comments: MS-6124: With air-condition system Left Hand Drive. | | | | | | |
| 3000i, M30 B30, 145 KW | 12/86 → 05/90 | MD-227 | MD-9100 | SP-2003 | | |
| | 06/90 → 09/94 | MD-227 | MD-9100 | SP-2003 | MS-6124 | |
| Comments: MS-6124: With air-condition system Left Hand Drive. | | | | | | |
| 3000i, M30 B30, 160 KW | 04/92 → 09/94 | MD-347 | MD-9252 | SP-2003 | MS-6124 | |
| Comments: MS-6124: With air-condition system Left Hand Drive. | | | | | | |
| 3500, M30 B35, 155 KW | 09/86 → 01/88 | MD-227 | MD-9100 | SP-2003 | | |
| | 02/88 → 05/90 | MD-227 | MD-9100 | SP-2003 | MS-6124 | TR-013 |
| Comments: MS-6124: ith air-condition system Left Hand Drive, TR-013: Hydraulic transmission ZF 4HP22. | | | | | | |
| 3500, M30 B35, 162 KW | 06/90 → 09/92 | MD-227 | MD-9100 | SP-2003 | MS-6124 | TR-013 |
| | Comments: MS-6124: ith air-condition system Left Hand Drive, TR-013: Hydraulic transmission ZF 4HP22. | | | | | |
| 3500, M30 B35, 162 KW | 09/86 → 12/87 | MD-227 | MD-9100 | SP-2003 | | |
| 4000i V8, M60 B40, 210 KW | 04/92 → 09/94 | MD-347 | MD-9252 | SP-2033 | MS-6124 | TR-055 |
| Comments: MD-347: Partly/ or, MS-6124: With air-condiotion system Left Hand Drive, TR-055: Hydraulic transmission ZF 5HP30. | | | | | | |
| 5000i V12, M70 B50, 200 KW | 09/87 → 03/90 | | MD-9086 | SP-2033 | | |
| | Comments: MD-9086: Quantity 2. | | | | | |
| 5000i V12, M70 B50, 200 KW | 04/90 → 05/90 | | MD-9086 | SP-2033 | | |
| | Comments: MD-9086: Quantity 2. | | | | | |
| 5000i V12, M70 B50, 200 KW | 06/90 → 09/94 | | MD-9086 | SP-2033 | MS-6124 | |
| | Comments: MD-9086: Quantity 2, MS-6124: With air-condition system Left Hand Drive. | | | | | |
| 7 Series (E38) (94-01) | | | | | | |
| 2500 TDS, M51 D25, 105 KW | 04/96 → 10/01 | MD-345 | MD-9218 | | MS-6193 | |
| 2800i, M52 B28, 142 KW | 08/95 → 10/01 | MD-081 | MD-9204 | SP-2099 | MS-6193 | TR-017 |
| | Comments: TR-017: Hydraulic transmission ZF 5HP18. | | | | | |
| 3000 Diesel, M57 D30, 135 KW | 09/97 → 04/00 | MD-439 | MD-9516 | | MS-6193 | |
| 3000 Diesel, M57 D30, 142 KW | 04/00 → 10/01 | MD-439 | MD-9516 | | MS-6193 | |
| 3000i, M60 B30, 155 KW | 10/94 → 08/95 | MD-347 | MD-9252 | SP-2099 | MS-6193 | TR-017 |
| | Comments: MD-347: Partly/or, TR-017: Hydraulic transmission ZF 5HP18. | | | | | |
| 3000i, M60 B30, 160 KW | 09/95 → 09/01 | MD-347 | MD-9252 | SP-2099 | MS-6193 | TR-017 |
| | Comments: MD-347: Partly/or, TR-017: Hydraulic transmission ZF 5HP18. | | | | | |
| 3000i, M60 B30, 160 KW | 10/94 → 08/95 | MD-347 | MD-9252 | SP-2099 | MS-6193 | TR-017 |
| | Comments: MD-347: Partly/or, TR-017: Hydraulic transmission ZF 5HP18. | | | | | |
| 3000i, M60 B30, 160 KW | 09/95 → 09/01 | MD-347 | MD-9252 | SP-2099 | MS-6193 | TR-017 |
| | Comments: MD-347: Partly/or, TR-017: Hydraulic transmission ZF 5HP18. | | | | | |
| 3500i, M62 B35, 173 KW | 01/96 → 08/98 | MD-347 | MD-9252 | SP-2099 | MS-6193 | |
| | 09/98 → 10/01 | MD-347 | MD-9252 | SP-2154 | MS-6193 | |
| 4000 Diesel, M67 D40, 180 KW | 05/99 → 10/01 | MD-081 | MD-9516 | | MS-6193 | |

BMW

7 Series (E38) (94-01)

| | | | | | | |
|---|---------------|--------|---------|---------|---------|--------|
| 4000i V8, M62 B40, 210 KW | 01/96 → 08/98 | MD-347 | MD-9252 | SP-2099 | MS-6193 | TR-055 |
| Comments: TR-055: Hydraulic transmission ZF 5HP30. | | | | | | |
| | 09/98 → 10/01 | MD-347 | MD-9252 | | MS-6193 | TR-055 |
| Comments: TR-055: Hydraulic transmission ZF 5HP30. | | | | | | |
| 4000i V8, M60 B40, 210 KW | 10/94 → 08/95 | MD-347 | MD-9252 | SP-2099 | MS-6193 | TR-055 |
| Comments: MD-347: Partly/or, TR-055: Hydraulic transmission ZF 5HP30. | | | | | | |
| | 09/95 → 08/98 | MD-347 | MD-9252 | SP-2099 | MS-6193 | TR-055 |
| Comments: TR-055: Hydraulic transmission ZF 5HP30. | | | | | | |
| | 09/98 → 10/01 | MD-347 | MD-9252 | SP-2154 | MS-6193 | TR-055 |
| Comments: TR-055: Hydraulic transmission ZF 5HP30. | | | | | | |
| 5000i, M73 B54, 240 KW | 12/94 → 08/95 | MD-347 | MD-8104 | SP-2099 | MS-6193 | TR-055 |
| Comments: MD-347: Partly/or, TR-055: Hydraulic transmission ZF 5HP18. | | | | | | |
| | 09/95 → 07/98 | MD-347 | MD-8104 | SP-2099 | MS-6193 | TR-055 |
| Comments: TR-055: Hydraulic transmission ZF 5HP18. | | | | | | |
| | 08/98 → 10/01 | MD-347 | MD-8104 | | MS-6193 | TR-055 |
| Comments: TR-055: Hydraulic transmission ZF 5HP18. | | | | | | |

7 Series (E65/E66) (01-08)

| | | | | | | |
|--------------------------------|---------------|--------|---------|---------|---------------------|--|
| 730d, M57 D30, 160 KW | 09/02 → 04/05 | MD-519 | MD-9516 | SP-1267 | MS-6249 MS-6249C | |
| 730d, M57 D30N2, 170 KW | 04/05 → 08/08 | MD-519 | MD-9516 | SP-1267 | MS-6249 MS-6249C | |
| 730i, M54 B30, 170 KW | 03/03 → 04/05 | MD-081 | MD-8084 | SP-2153 | MS-6249 MS-6249C | |
| 730i, N52 B30, 190 KW | 04/05 → 08/08 | MD-559 | MD-8084 | | MS-6249 MS-6249C | |
| 735i, N62 B36, 200 KW | 09/01 → 04/05 | MD-505 | MD-8084 | SP-2153 | MS-6249 MS-6249C | |
| 740d, M67 D40, 190 KW | 09/02 → 04/05 | MD-081 | MD-8084 | SP-1267 | MS-6249 MS-6249C | |
| 740i, N62 B40, 225 KW | 04/05 → 08/08 | | MD-8084 | SP-2153 | MS-6249 MS-6249C | |
| 745d, M67 D45, 220 KW | 04/05 → 10/05 | MD-459 | MD-8084 | SP-1267 | MS-6249 MS-6249C | |
| Comments: MD-8084: Quantity 2. | | | | | | |
| 745d, M67 D45, 242 KW | 09/05 → 08/08 | MD-459 | MD-8084 | SP-1267 | MS-6249 MS-6249C | |
| Comments: MD-8084: Quantity 2. | | | | | | |
| 745i, N62 B44, 245 KW | 09/01 → 04/05 | MD-505 | MD-8084 | SP-2153 | MS-6249 MS-6249C | |
| 750i, N62 B48, 270 KW | 04/05 → 08/08 | | MD-8084 | SP-2153 | MS-6249 MS-6249C | |
| 760i, N73 B60, 327 KW | 09/02 → 08/06 | | MD-8084 | | MS-6249 MS-6249C | |
| | 09/06 → 08/08 | | MD-8084 | | MS-6249 MS-6249C | |

7 Series (F01/F02/F04) (08-)

| | | | | | | |
|---|---------------|--------|---------|---------|---------------------|--|
| 7 ActiveHybrid, N55 B30A, 275 KW | 06/12 → | MD-559 | MD-8568 | | MS-6404C MS-6404 | |
| 7 ActiveHybrid, N63 B44A, 330 KW | 03/10 → | MD-559 | MD-8568 | | MS-6404C MS-6404 | |
| 7 ActiveHybrid, N63 B44A, 342 KW | 03/10 → | | | | MS-6404C MS-6404 | |
| 730d, N57 D30A, 180 KW | 10/08 → 07/12 | MD-677 | | SP-1267 | MS-6404C MS-6404 | |
| | 08/12 → | MD-677 | | | MS-6404C MS-6404 | |
| 730d, N57 D30A, 190 KW | 08/12 → | | | | MS-6404C MS-6404 | |
| 730i, N52 B30A, 200 KW | 09/09 → | MD-559 | MD-8616 | | MS-6404C MS-6404 | |
| 740d, N57 D30B, 230 KW | 08/12 → | | | | MS-6404C MS-6404 | |

BMW

7 Series (F01/F02/F04) (08-)

| | | | | | | |
|------------------------|---------------|--------|---------|---------|---------------------|--|
| 740d, N57D30B, 225 KW | 10/09 → 07/12 | MD-677 | | SP-1267 | MS-6404C MS-6404 | |
| | 08/12 → | MD-677 | | SP-1267 | MS-6404C MS-6404 | |
| 740i, N54 B30A, 240 KW | 10/08 → | MD-559 | MD-8568 | | MS-6404C MS-6404 | |
| 740i, N55 B30A, 235 KW | 06/12 → | MD-559 | MD-8568 | | MS-6404C MS-6404 | |
| 750d, N57 D30C, 280 KW | 06/12 → 07/12 | | | SP-1267 | MS-6404C MS-6404 | |
| | 08/12 → | | | | MS-6404C MS-6404 | |
| 750i, N63 B44A, 300 KW | 10/08 → | | | | MS-6404C MS-6404 | |
| 750i, N63 B44B, 330 KW | 06/12 → | | | | MS-6404C MS-6404 | |
| 760i, N74 B60A, 400 KW | 10/09 → | | | | MS-6404C MS-6404 | |

8 Series (E31) (90-99)

| | | | | | | |
|--|---------------|--------|---------|---------|--|------------------|
| 830Ci, M60 B30, 160 KW | 08/92 → 08/95 | MD-347 | MD-9252 | SP-2099 | | |
| Comments: MD-347: Partly/or. | | | | | | |
| | 09/95 → 12/95 | MD-347 | MD-9252 | SP-2099 | | |
| 840Ci, M60 B40, 210 KW | 02/93 → 01/94 | MD-347 | MD-9252 | SP-2023 | | |
| Comments: MD-347: Partly/or. | | | | | | |
| | 02/94 → 08/95 | MD-347 | MD-9252 | SP-2023 | | |
| Comments: MD-347: Partly/or. | | | | | | |
| | 09/95 → 02/96 | MD-347 | MD-9252 | SP-2023 | | |
| 840Ci, M62 B44, 210 KW | 01/96 → 12/99 | MD-347 | MD-9252 | SP-2099 | | TR-055 |
| Comments: TR-055: Hydraulic transmission ZF 5HP30. | | | | | | |
| 850Ci, M73 B54, 240 KW | 09/94 → 08/95 | MD-347 | MD-9086 | SP-2023 | | TR-031 TR-055 |
| Comments: MD-347: Partly/or, TR-031: Hydraulic transmission ZF 4HP22, TR-055: Hydraulic transmission ZF 5HP30. | | | | | | |
| | 09/95 → 11/99 | MD-347 | MD-9086 | SP-2023 | | TR-031 TR-055 |
| Comments: TR-031: Hydraulic transmission ZF 4HP22, TR-055: Hydraulic transmission ZF 5HP30. | | | | | | |
| 850CSI, S70 B56, 280 KW | 04/93 → 08/95 | MD-347 | MD-9086 | SP-2023 | | TR-031 |
| Comments: MD-347: Partly/or, TR-031: Hydraulic transmission ZF 4HP22. | | | | | | |
| | 09/95 → 12/99 | MD-347 | MD-9086 | SP-2023 | | TR-031 |
| Comments: TR-031: Hydraulic transmission ZF 4HP22. | | | | | | |
| 850i,Ci, M70 B50, 220 KW | 04/90 → 10/94 | MD-347 | MD-9086 | SP-2023 | | TR-031 TR-055 |
| Comments: MD-347: Partly/or, TR-031: Hydraulic transmission ZF 4HP22, TR-055: Hydraulic transmission ZF 5HP30. | | | | | | |

CS-CSL (65-76)

| | | | | | | |
|---|---------------|---------|--------------------|---------|--|--|
| 2000C/CA, M10 B20, 74 KW | 10/65 → 06/70 | MD-027A | MD-030 | FF-010 | | |
| 2000CS, M10 B20, 88 KW | 10/65 → 06/70 | MD-027B | MD-030 | FF-010 | | |
| 2000CS, M30 B25, 110 KW | 09/74 → 03/76 | MD-001B | MD-030 | FF-009 | | |
| 2800CS, M30 B28, 125 KW | 01/69 → 04/71 | MD-001B | MD-030 | FF-009 | | |
| 3000CS, M30 B30, 132 KW | 05/71 → 03/76 | MD-001B | MD-030 | FF-009 | | |
| 3000CSI, M30 B30, 147 KW | 07/71 → 01/76 | MD-001B | MD-9652 MD-9014 | SP-2001 | | |
| Comments: MD-9652: Chassis no. from 3223676, MD-9014: Chassis no. to 3223675. | | | | | | |
| 3000CSL, M30 B32, 152 KW | 01/74 → 12/75 | MD-001B | MD-9014 | SP-2001 | | |
| 3200CSL, M30B32, 152 KW | 01/74 → 12/75 | MD-001 | MD-9014 | SP-2001 | | |

Isetta (56-63)

| | | | | | | |
|------------|---------------|--|--------|--|--|--|
| 250, 9 KW | 01/56 → 12/62 | | MD-638 | | | |
| 300, 10 KW | 05/58 → 11/63 | | MD-638 | | | |

X1 (E84) (09-)

| | | | | | | |
|-------------------------|---------|--|---------|--|---------------------|--|
| 16d, N47D20C, 85 KW | 05/12 → | | MD-8452 | | MS-6305 MS-6305C | |
| 18d/dX, N47D20C, 105 KW | 12/09 → | | MD-8452 | | MS-6305 MS-6305C | |

BMW

X1 (E84) (09-)

| | | | | | |
|-----------------------------|---------------|---------|---------|--------|---------------------|
| 18i, N43B20A, 110 KW | 03/10 → | MD-5252 | MD-455 | | MS-6305 MS-6305C |
| 20d/dX ed, N47 D20C, 120 KW | 05/12 → | | MD-8452 | | MS-6305 MS-6305C |
| 20d/dX, N47D20C, 130 KW | 10/09 → 07/12 | | MD-8452 | | MS-6305 MS-6305C |
| 20d/dX, N47D20C, 135 KW | 07/12 → | | MD-8452 | | MS-6305 MS-6305C |
| 20i/iX, N20B20A, 135 KW | 09/11 → 12/11 | | MD-8570 | | MS-6305 MS-6305C |
| | 01/12 → | | MD-8570 | | MS-6305 MS-6305C |
| 23dX, N47D20C, 150 KW | 10/09 → | | MD-8452 | | MS-6305 MS-6305C |
| 25dX, N47D20D, 160 KW | 05/12 → | | MD-8452 | | MS-6305 MS-6305C |
| 25iX, N52B30A, 160 KW | 03/10 → | MD-559 | MD-5282 | | MS-6305 MS-6305C |
| 28 iX 2.0, N20 B20A, 180 KW | 03/11 → 12/11 | | MD-8570 | | MS-6305 MS-6305C |
| | 01/12 → | | MD-8570 | MD-559 | MS-6305 MS-6305C |








Comments: MD-559: For aluminium oil filter unit.




| | | | | | |
|---------------------------|---------------|--------|---------|--|---------------------|
| 28iX 3.0, N52B30A, 190 KW | 10/09 → 03/11 | MD-559 | MD-5282 | | MS-6305 MS-6305C |
| 35iX, N55 B30A, 225 KW | 03/11 → | MD-559 | | | MS-6305 MS-6305C |

X3 (E83) (03-10)

| | | | | | |
|------------------------|---------------|--------|---------|---------|---------------------|
| 18d, N47D20C, 105 KW | 09/08 → 12/10 | | MD-8482 | SP-1267 | MS-6179 MS-6179C |
| 20d, M47D20, 110KW | 09/04 → 08/07 | MD-459 | MD-9504 | SP-1267 | MS-6179 MS-6179C |
| 20d, N47D20A, 120 KW | 09/08 → 12/10 | | MD-8482 | SP-1267 | MS-6179 MS-6179C |
| 20d, N47D20A, 130 KW | 09/07 → 12/10 | | MD-8482 | SP-1267 | MS-6179 MS-6179C |
| 20i, N46B20, 110 KW | 09/05 → 12/10 | MD-455 | MD-8566 | | MS-6179 MS-6179C |
| 25i, M52B25, 141 KW | 03/04 → 08/06 | MD-081 | | | MS-6179 MS-6179C |
| 25Si, N52B25, 160 KW | 09/06 → 12/10 | MD-559 | MD-8408 | | MS-6179 MS-6179C |
| 30d, M57D30, 150 KW | 12/03 → 10/05 | MD-519 | MD-9516 | SP-1267 | MS-6179 MS-6179C |
| 30d, M57D30N2, 155 KW | 09/08 → 08/09 | MD-519 | MD-9516 | SP-1267 | MS-6179 MS-6179C |
| | 09/09 → 12/10 | MD-519 | MD-8482 | SP-1267 | MS-6179 MS-6179C |
| 30d, M57D30N2, 160 KW | 09/05 → 08/06 | MD-519 | MD-9516 | SP-1267 | MS-6179 MS-6179C |
| | 09/06 → 12/10 | MD-519 | MD-8482 | SP-1267 | MS-6179 MS-6179C |
| 30i, M54B30, 170 KW | 12/03 → 08/06 | MD-081 | | | MS-6179 MS-6179C |
| 30sd, M57D30N2, 210 KW | 09/06 → 12/10 | MD-519 | MD-8482 | SP-1267 | MS-6179 MS-6179C |
| 30si, N52B30, 200 KW | 09/06 → 12/10 | MD-559 | MD-8408 | | MS-6179 MS-6179C |

X3 (F25) (10-)

|  |  |  OIL |  AIR |  FUEL |  CABIN |  OTHER |
|---|--|--|--|---|--|--|
| BMW | | | | | | |
| X3 (F25) (10-) | | | | | | |
| 18d, N47 D20C, 105 KW | 10/12 → | | | | | MS-6433 |
| 20dX, N47D20C, 135 KW | 11/10 → | | | | | MS-6433 |
| 20iX, N20 B20A, 135 KW | 10/11 → 12/11 | | MD-8646 | | | MS-6433 |
| | 01/12 → | MD-559 | MD-8646 | | | MS-6433 |
| Comments: MD-559: For aluminium oil filter unit. | | | | | | |
| 28iX 2.0, N20 B20A, 180 KW | 07/12 → | MD-559 | MD-8646 | | | MS-6433 |
| 28iX, N52B30A, 190 KW | 03/11 → | MD-559 | MD-8646 | | | MS-6433 |
| 30dX, N57 D30A, 190 KW | 04/11 → | | | | | MS-6433 |
| 35dX, N57 D30B, 230 KW | 10/11 → | | | | | MS-6433 |
| 35iX, N55B30A, 225 KW | 11/10 → | MD-559 | MD-8568 | | | MS-6433 |
| X5 (E53) (00-06) | | | | | | |
| 30 TDS, M57D30, 135 KW | 05/00 → 10/03 | MD-439 | MD-9516 | SP-1254 | | MS-6225 |
| Comments: MS-6225: Without air-condition system. | | | | | | |
| 30d, M57D30, 160 KW | 09/03 → 12/06 | MD-519 | MD-9516 | SP-1349 | | MS-6225 |
| 30i, M54 B30, 163 KW | 06/00 → 03/02 | MD-081 | MD-8104 | SP-2154 | | MS-6225 |
| Comments: MS-6225: Without air-condition system. | | | | | | |
| | 04/02 → 12/06 | MD-081 | MD-8104 | SP-2155 | | MS-6225 |
| Comments: MS-6225: Without air-condition system. | | | | | | |
| 30i, M54 B30, 170 KW | 06/00 → 03/02 | MD-081 | MD-8104 | SP-2154 | | MS-6225 |
| Comments: MS-6225: Without air-condition system. | | | | | | |
| | 04/02 → 12/06 | MD-081 | MD-8104 | SP-2155 | | MS-6225 |
| Comments: MS-6225: Without air-condition system. | | | | | | |
| 44, M62B44, 210 KW | 03/00 → 03/02 | MD-347 | MD-9252 | SP-2154 | | MS-6225 |
| | 04/02 → 10/03 | MD-347 | MD-9252 | SP-2155 | | MS-6225 |
| 44i, N62B44, 235 KW | 09/03 → 12/06 | MD-505 | MD-9252 | SP-2154 | | MS-6225 |
| 46is HP, M62 B46, 254 KW | 04/01 → 12/06 | MD-347 | MD-9252 | SP-2155 | | MS-6225 |
| 46iS, M62B46, 254 KW | 07/01 → 03/02 | MD-347 | MD-9252 | SP-2154 | | MS-6225 |
| 48iS, N62B48, 265 KW | 05/04 → 12/06 | MD-505 | MD-9252 | SP-2154 | | MS-6225 |
| X5 (E70) (06-) | | | | | | |
| 30d, M57D30N2, 173 KW | 03/07 → 06/10 | MD-519 | MD-9516 | SP-1267 | | MS-6375C MS-6375 |
| 30dX, N57D30A, 180 KW | 05/10 → 07/12 | MD-677 | | SP-1267 | | MS-6375C MS-6375 |
| | 08/12 → | MD-677 | | | | MS-6375C MS-6375 |
| 30Sd, M57D30N2, 210 KW | 09/07 → 06/10 | MD-519 | MD-8516 | SP-1267 | | MS-6375C MS-6375 |
| 30Si, N52B30A, 200 KW | 11/06 → 06/10 | MD-559 | MD-8368 | | | MS-6375C MS-6375 |
| 35d, M57D30N2, 210 KW | 05/08 → 06/10 | MD-519 | MD-8516 | | | MS-6375C MS-6375 |
| 35dX, M57D30N2, 210 KW | 05/10 → | MD-519 | MD-8516 | | | MS-6375C MS-6375 |
| 35iX, N55B30A, 225 KW | 05/10 → | MD-559 | MD-8568 | | | MS-6375C MS-6375 |
| 40dX, N57D30B, 225 KW | 05/10 → 07/12 | MD-677 | | SP-1267 | | MS-6375C MS-6375 |
| | 08/12 → | MD-677 | | | | MS-6375C MS-6375 |
| 48i, N62B48B, 261 KW | 11/06 → 06/10 | | | | | MS-6375C MS-6375 |
| 50 M, S63B44A, 408 KW | 10/09 → | | | | | MS-6375C MS-6375 |
| 50iX, N63B44A, 300 KW | 05/10 → | | | | | MS-6375C MS-6375 |
| M50d, N57 D30C, 280 KW | 08/12 → | | | | | MS-6375C MS-6375 |
| X6 (E71/E72) (08-) | | | | | | |
| 30dX, M57D30, 173 KW | 04/08 → 03/10 | MD-519 | MD-9516 | SP-1267 | | MS-6375 MS-6375C |

|  |  |  OIL |  AIR |  FUEL |  CABIN |  OTHER |
|---|--|--|--|---|--|--|
| BMW | | | | | | |
| X6 (E71/E72) (08-) | | | | | | |
| 30dX, N57D30A, 180 KW | 04/10 → 07/12 | MD-677 | MD-9516 | SP-1267 | MS-6375 MS-6375C | |
| 35dX, N57D30N2, 210 KW | 04/08 → | MD-519 | MD-8516 | SP-1267 | MS-6375 MS-6375C | |
| 35iX, N54B30A, N55B30A, 225 KW | 04/08 → | MD-559 | MD-8568 | | MS-6375 MS-6375C | |
| 40dX, N57D30B, 225 KW | 04/10 → 07/12 | MD-677 | | SP-1267 | MS-6375 MS-6375C | |
| | 08/12 → | MD-677 | | | MS-6375 MS-6375C | |
| 50 M, S63B44A, 408 KW | 10/09 → | | | | MS-6375 MS-6375C | |
| 50iX N63B44A, 300 KW | 04/08 → | | | | MS-6375 MS-6375C | |
| M50d, N57 D30C, 280 KW | 08/12 → | | | | MS-6375 MS-6375C | |
| X6 ActiveHybrid, N63B44A, 357 KW | 04/10 → | | | | MS-6375 MS-6375C | |
| Z1 (88-91) | | | | | | |
| 2500i, M20 B25(Kat.), 125 KW | 11/88 → 06/91 | SP-930 | MD-9086 | SP-2003 | | |
| Z3 (96-03) | | | | | | |
| 1.8, M43B18, 85 KW | 03/96 → 08/98 | MD-343 | MD-9300 | SP-2099 | | TR-009 |
| Comments: TR-009: Hydraulic transmission BMW 4AS (GM 4L30E). | | | | | | |
| 1.8, M44B19, 87 KW | 09/98 → 01/03 | MD-343 | MD-9300 | SP-2099 | | TR-009 |
| Comments: TR-009: Hydraulic transmission BMW 4AS (GM 4L30E). | | | | | | |
| 1.9, M44B19, 85 KW | 04/99 → 01/03 | MD-343 | MD-9300 | SP-2099 | | TR-009 |
| Comments: TR-009: Hydraulic transmission BMW 4AS (GM 4L30E). | | | | | | |
| 1.9, M44B19, 87 KW | 07/98 → 01/03 | MD-343 | MD-9300 | SP-2099 | | TR-009 |
| Comments: TR-009: Hydraulic transmission BMW 4AS (GM 4L30E). | | | | | | |
| 1.9i, M44B19, 103 KW | 03/96 → 06/03 | MD-343 | MD-9300 | SP-2099 | | |
| 2.0 M52B20, 110 KW | 01/99 → 01/03 | MD-081 | MD-9204 | SP-2099 | | TR-009 |
| Comments: TR-009: Hydraulic transmission BMW 4AS (GM 4L30E). | | | | | | |
| 2.2, M52B22, 125 KW | 09/00 → 01/03 | MD-081 | MD-9204 | SP-2142 | MS-6179 MS-6179C | |
| 2.8 Coupe, M52B28, 141 KW | 07/97 → 07/00 | MD-081 | MD-9204 | SP-2142 | | |
| 2.8i, M54B30, 170 KW | 06/00 → 01/03 | MD-081 | MD-9204 | SP-2142 | | |
| 3.0, M54B30, 170 KW | 06/00 → 06/03 | MD-081 | MD-9204 | SP-2142 | | |
| M 3.2(Coupe/Roadster), S50B32, 236 KW | 03/97 → 07/01 | | MD-9204 | SP-2099 | | |
| M 3.2(Coupe/Roadster), S50B32, 239 KW | 06/01 → 06/03 | | MD-9204 | | | |
| Z4 (E85/E86) (02-08) | | | | | | |
| 20i, N46B20, 110 KW | 05/05 → 10/08 | MD-455 | MD-8408 | | MS-6346 | |
| 22i, M52B22, 125 KW | 09/03 → 04/06 | MD-081 | MD-9204 | | MS-6346 | |
| 25i, M52B25, 141 KW | 03/02 → 04/06 | MD-081 | MD-9204 | | MS-6346 | |
| 25i, N52B25, 130 KW | 03/06 → 10/08 | MD-559 | MD-8408 | | MS-6346 | |
| 25Si, N52B25, 160 KW | 03/06 → 10/08 | MD-559 | MD-8408 | | MS-6346 | |
| 30i, M54B30, 170 KW | 03/02 → 04/06 | MD-081 | MD-9204 | | MS-6346 | |
| 30Si, N52B30, 195 KW | 03/06 → 10/08 | MD-559 | MD-8408 | | MS-6346 | |
| 32 M, S50B32, 252 KW | 03/06 → 10/08 | | MD-8224 | | MS-6346 | |
| Z4 (E89) (09-) | | | | | | |
| 20i, N20 B20A, 135 KW | 09/11 → 12/11 | | MD-8570 | | MS-6346 | |
| | 01/12 → 12/11 | | MD-8570 | | MS-6346 | |
| 23i, N52B25, 150 KW | 05/09 → | MD-559 | MD-8570 | | MS-6346 | |
| 28i, N20 B20A, 180 KW | 09/11 → 12/11 | | MD-8570 | | MS-6346 | |
| | 01/12 → | | MD-8570 | | MS-6346 | |
| 30i, N52B30A, 190 KW | 05/09 → | MD-559 | MD-8570 | | MS-6346 | |
| 35i, N54B30A, 225 KW | 05/09 → | MD-559 | MD-8382 | | MS-6346 | |
| 35iS, N54B30A, 250 KW | 03/10 → | MD-559 | MD-8382 | | MS-6346 | |
| Z8 (E52) (00-03) | | | | | | |
| 49i, S62B50, 294 KW | 06/00 → 06/03 | MD-347 | MD-9252 | | | |
| Comments: MD-9252: Quantity 2. | | | | | | |

CADILLAC

BLS (07-)

| | | | | | |
|------------------------|---------|--------|---------|---------|---------------------|
| 1900D, Z19DTH, 110 KW | 08/07 → | MD-515 | MD-8208 | SP-1377 | MS-6224 MS-6224C |
| 1900D, Z19DTR, 132 KW | 12/07 → | MD-515 | MD-8208 | SP-1377 | MS-6224 MS-6224C |
| 2000T, B205R, 154 KW | 12/07 → | MD-463 | MD-8208 | SP-2060 | MS-6224 MS-6224C |
| 2000T, B207L, 129 KW | 08/07 → | MD-463 | MD-8208 | SP-2060 | MS-6224 MS-6224C |
| 2800 V6, B284L, 188 KW | 08/07 → | MD-695 | MD-8208 | SP-2060 | MS-6224 MS-6224C |
| 2800T, LP9, 206 KW | 10/08 → | MD-695 | MD-8208 | | MS-6224 MS-6224C |

CTS (01-05)

| | | | | | |
|------------------------|---------------|--------|--|--|--|
| 2600 V6, Y26SE, 136 KW | 10/01 → 02/05 | MD-335 | | | |
|------------------------|---------------|--------|--|--|--|

SRX II (09-)

| | | | | | |
|--------------|---------|--------|--|--|---------------------|
| 2800, 224 KW | 01/09 → | MD-695 | | | MS-6398 MS-6398C |
| 3000, 198 KW | 01/09 → | | | | MS-6398 MS-6398C |
| 3600, 234 KW | 10/12 → | | | | MS-6398 MS-6398C |

STS

| | | | | | |
|-------------------------|---------|---------|--|--|--|
| 4400 Compressor, 350 KW | 09/05 → | SP-1084 | | | |
|-------------------------|---------|---------|--|--|--|

CHEVROLET (->DAEWOO)

->Daewoo

| | | | | | |
|--|---|--|--|--|--|
| | → | | | | |
|--|---|--|--|--|--|

CHRYSLER (DAIMLER-CHRYSLER)

300M

| | | | | | |
|----------------------|---------------|--------|---------|--|--|
| 2700i V6 24V, 150 KW | 07/98 → 11/01 | SP-977 | MD-8266 | | |
| 3500i V6 24V, 185 KW | 07/98 → 11/01 | SP-977 | MD-8266 | | |
| | 08/00 → | SP-977 | MD-8266 | | |

Concorde

| | | | | | |
|----------|---------|--------|---------|--|--|
| 3300i V6 | 12/90 → | SP-977 | MD-9460 | | |
| 3500i V6 | 12/90 → | SP-977 | MD-9460 | | |

Crossfire

| | | | | | |
|---------------------------|---------|---------|---------|---------|---------|
| 3200 V6 M 112 (EGX) 160kw | 09/03 → | MD-337C | MD-8444 | SP-2121 | MS-6101 |
|---------------------------|---------|---------|---------|---------|---------|

Le Baron

| | | | | | |
|-------------|---------------|--------|---------|--|--|
| 2200i | 09/85 → 12/89 | SP-845 | | | |
| | 01/90 → 12/89 | SP-845 | | | |
| | 01/91 → | SP-977 | | | |
| 2200i Turbo | 09/85 → 12/89 | SP-845 | | | |
| | 01/90 → 12/89 | SP-845 | | | |
| | 01/91 → | SP-977 | | | |
| 2500i | 09/85 → 08/89 | SP-845 | | | |
| | 09/89 → 12/89 | SP-845 | | | |
| | 01/91 → 12/93 | SP-977 | | | |
| 2500i Turbo | 09/85 → 12/89 | SP-845 | | | |
| | 01/90 → 12/89 | SP-845 | | | |
| | 01/91 → | SP-977 | | | |
| 3000i V6 | 01/90 → 12/89 | SP-845 | MD-9436 | | |
| | 01/91 → 12/94 | SP-977 | MD-9436 | | |

Neon I

| | | | | | |
|-----------------|---------------|--------|---------|--|--|
| 1800i 85KW | 09/97 → 09/98 | SP-845 | MD-9436 | | |
| 2000i 107/109KW | 05/94 → 09/98 | SP-845 | MD-9436 | | |
| 2000i 98KW | 05/94 → 08/98 | SP-845 | | | |
| | 09/98 → | SP-845 | | | |

CHRYSLER (DAIMLER-CHRYSLER)

| Neon II | | | | | | |
|------------------------------|---------------|---------|---------|---------|---------|--|
| 1600 85KW | 05/01 → | MD-503 | | | | |
| 2000 16V 110KW | 10/01 → | SP-845 | | | | |
| 2000 98KW | 08/99 → | SP-845 | | | | |
| New Yorker | | | | | | |
| 3000i | 01/91 → | SP-977 | | | | |
| 3300i | 01/91 → 12/93 | SP-977 | | | | |
| 3500i V6 | 03/93 → | SP-977 | | | | |
| 3800i | 01/91 → | SP-977 | | | | |
| PT Cruiser | | | | | | |
| 1600, 85KW | 03/01 → | | MD-8056 | | | |
| 2000, 104KW | 04/00 → | SP-845 | MD-8056 | | | |
| 2200 CRDiesel | 03/02 → | MD-337D | MD-8404 | | | |
| 2400 16V, 110KW | 06/00 → | SP-845 | MD-8056 | | | |
| 2400 16V, 112KW | 02/04 → | SP-845 | MD-8056 | | | |
| 2400 GT Turbo, 164KW | 07/03 → | SP-1244 | MD-8056 | | | |
| Saratogo | | | | | | |
| 2500i | 01/91 → 12/94 | SP-977 | | | | |
| 3000i V6 | 01/91 → | SP-977 | MD-9436 | | | |
| Stratus | | | | | | |
| 2000i | 01/95 → 12/94 | SP-977 | | | | |
| | 01/96 → | SP-845 | | | | |
| 2500i | 01/95 → | SP-977 | | | | |
| Viper | | | | | | |
| 8000i 282KW | 04/98 → | SP-977 | | | | |
| 8000i RT10 298KW | 01/92 → | SP-977 | | | | |
| Vision | | | | | | |
| 3500i V6 | 08/92 → | SP-977 | MD-9460 | | | |
| Voyager | | | | | | |
| 2500i | 01/88 → 12/89 | SP-845 | MD-5038 | | | |
| | 01/90 → 12/89 | SP-845 | MD-8292 | | | |
| | 01/91 → 09/94 | SP-977 | MD-5038 | | MS-6142 | |
| 2500TD, 87 KW | 01/88 → 09/94 | SP-812 | MD-5038 | SP-1376 | | |
| 3000i | 01/88 → 12/89 | SP-845 | MD-9436 | | | |
| 3000i V6 | 01/91 → 09/94 | SP-977 | MD-9436 | | MS-6142 | |
| 3300i | 01/88 → 12/89 | SP-845 | MD-5038 | | | |
| 3300i V6 | 01/91 → 09/94 | SP-977 | MD-8292 | | MS-6142 | |
| Voyager 2001- | | | | | | |
| 2400 | 02/01 → | SP-845 | MD-8032 | | MS-6232 | |
| 2500 CRD (RG), 105 KW | 02/01 → 12/04 | SP-812 | MD-8032 | MD-507 | MS-6232 | |
| | | MD-511 | | | | |
| Comments: SP-812: Partly/or. | | | | | | |
| | 01/05 → 12/08 | SP-812 | MD-8032 | | MS-6232 | |
| | | MD-511 | | | | |
| Comments: SP-812: Partly/or. | | | | | | |
| 2800 CRD (RG), 110 KW | 01/06 → | SP-812 | MD-8032 | MD-507 | MS-6232 | |
| | 06/04 → | | MD-8032 | MD-507 | MS-6232 | |
| 3300 | 02/01 → | SP-977 | MD-8032 | | MS-6232 | |
| 3800 | 02/01 → | SP-977 | MD-8032 | | MS-6232 | |
| Voyager GS 96- | | | | | | |
| 2000i 98KW | 10/95 → | SP-845 | | | | |
| 2400i 110/111 KW | 10/95 → | SP-845 | MD-9436 | | | |
| 2500TD 85KW | 10/95 → | SP-812 | | | | |
| 3300i 116/120 KW | 10/95 → | SP-977 | MD-9436 | | | |
| 3800i 122 KW | 10/95 → | SP-977 | MD-9436 | | | |
| Ypsilon (11-) | | | | | | |
| 1200, 51 KW | 05/11 → 08/11 | SP-1001 | MD-8184 | | MS-6302 | |
| | 09/11 → | SP-1001 | MD-8184 | | | |
| 1300 Multijet 16V, 70 KW | 05/11 → 08/11 | MD-637 | MD-8594 | | MS-6302 | |
| | 09/11 → | MD-637 | MD-8594 | | | |

CHRYSLER (DAIMLER-CHRYSLER)

Ypsilon (11-)

| | | | | | | |
|---------------------------|---------------|--|--|--|---------|--|
| 900 Twin Air Turbo, 63 KW | 05/11 → 08/11 | | | | MS-6302 | |
| | 09/11 → | | | | | |

CITROEN

2CV/2CV6/Dyane6 (63-90)

| | | | | | | |
|--------------------|---------------|--------|---------|--------|--|--|
| 440, A79/1, 17kW | 05/77 → 06/86 | SP-833 | MD-5000 | FF-009 | | |
| 660, A06/664, 20kW | 08/79 → 07/90 | SP-833 | | FF-009 | | |
| 660, A06/664, 21kW | 02/70 → 10/85 | SP-833 | | FF-009 | | |
| 660, M28/1, 18kW | 05/77 → 06/86 | SP-833 | MD-5000 | FF-009 | | |
| A53 | 12/68 → 04/77 | SP-833 | | FF-009 | | |

AX (86-98)

| | | | | | | |
|----------------|---------------|--------|---------|---------|--|--|
| 1000 | 10/85 → 09/89 | SP-948 | MD-5002 | FF-009 | | |
| | 10/89 → 07/98 | SP-948 | MD-5002 | SP-2024 | | |
| 1100 | 10/85 → 09/89 | SP-948 | MD-5002 | FF-009 | | |
| 1100i | 10/89 → 01/92 | SP-948 | MD-5002 | SP-2024 | | |
| 1400 | 10/85 → 06/90 | SP-948 | MD-5002 | FF-009 | | |
| | 07/90 → 12/98 | SP-948 | MD-5070 | | | |
| 1400D | 10/85 → 06/90 | SP-948 | MD-9088 | SP-831 | | |
| 1400i (GT/GTI) | 06/88 → 06/90 | SP-948 | MD-5002 | SP-2024 | | |
| | 07/90 → 12/96 | SP-948 | MD-5070 | SP-2024 | | |
| 1400TD | 10/85 → 12/89 | SP-948 | MD-9088 | SP-831 | | |
| 1500D 42KW | 09/93 → 03/97 | SP-943 | MD-9488 | | | |

Axel (81-94)

| | | | | | | |
|-----------|---------------|--------|--------|--|--|--|
| 1100 42KW | 07/84 → 12/88 | SP-834 | MD-528 | | | |
| 1300 45KW | 07/84 → 12/88 | SP-834 | MD-528 | | | |

Berlingo I (96-08)

| | | | | | | |
|---------------------------|---------------|--------|---------|---------|---------|--|
| 1100i 44KW | 09/96 → 12/02 | SP-943 | MD-5070 | SP-2061 | MS-6018 | |
| | 09/96 → 02/02 | MD-425 | MD-9780 | | | |
| | | SP-943 | MD-5070 | SP-2061 | MS-6018 | |
| | | MD-425 | MD-9772 | | | |
| 1400i 55KW | 09/96 → 12/02 | SP-943 | MD-5070 | SP-2061 | MS-6018 | |
| | 09/96 → 12/02 | MD-425 | MD-9780 | | | |
| | | SP-943 | MD-5070 | SP-2061 | MS-6018 | |
| | | MD-525 | MD-9772 | | | |
| 1400i TU3JP, 55KW | 11/02 → 04/08 | MD-425 | MD-9780 | SP-2061 | MS-6231 | |
| | | MD-525 | MD-9772 | | | |
| 1600 HDi, DV6ATED4, 66 KW | 07/05 → 04/08 | MD-509 | MD-8038 | FF-064 | MS-6231 | |
| 1600 HDi, DV6B, 55 KW | 09/05 → 04/08 | MD-509 | MD-8038 | FF-064 | MS-6231 | |
| 1600i 16V TU5JP4, 80KW | 11/02 → 04/08 | MD-425 | MD-8016 | SP-2061 | MS-6231 | |
| | | MD-525 | MD-9772 | | | |
| 1800D | 09/96 → 12/02 | SP-943 | MD-572 | MD-069 | MS-6018 | |
| 1800i | 12/97 → 12/02 | SP-943 | MD-9250 | SP-2061 | MS-6018 | |
| 1900D, DJY, 51KW | 09/96 → 12/96 | SP-943 | MD-572 | MD-069 | MS-6018 | |
| 1900D, DJY, 51KW | 01/97 → 12/02 | SP-943 | MD-5122 | MD-069 | MS-6018 | |
| 1900Di 51KW (DW8) | 07/98 → 12/02 | SP-943 | MD-572 | MD-375 | MS-6018 | |
| 1900Diesel DW8B, 51KW | 11/02 → 04/08 | SP-943 | MD-8030 | MD-393 | MS-6231 | |
| 2000HDI DW10TD, 66KW | 11/02 → 04/08 | SP-943 | MD-8030 | MD-393 | MS-6231 | |
| | | | | MD-493 | | |

Comments: MD-393: BOSCH injection system, MD-493: Siemens injection system.

| | | | | | | |
|--------------------------------|---------------|--------|---------|--------|---------|--|
| 2000HDI, DW10TD 66KW -Mot 8239 | 02/99 → 12/02 | SP-943 | MD-9774 | MD-393 | MS-6018 | |
| | | | MD-9510 | MD-493 | | |

Comments: MD-9510: Use in dusty environment.

Berlingo II (08-)

| | | | | | | |
|-------------------------------|---------|--------|---------|--------|---------|--|
| 1600 HDi FAP, DV6C, 82KW | 03/10 → | MD-509 | MD-8526 | | MS-6400 | |
| 1600 HDi FAP, DV6DTED4, 68 Kw | 03/10 → | MD-509 | MD-8526 | | MS-6400 | |
| 1600 HDi, DV6ATED4, 66KW | 04/08 → | MD-509 | MD-8038 | FF-064 | MS-6400 | |
| 1600 HDi, DV6BTED4, 55KW | 04/08 → | MD-509 | MD-8038 | FF-064 | MS-6400 | |
| | | | MD-8526 | | | |

Comments: MD-8526: Use for engine code DV6ETED4.

CITROEN

Berlingo II (08-)

| | | | | | | |
|---------------------------|---------|--------|---------|---------|---------|--|
| 1600 HDi, DV6TED4, 80KW | 04/08 → | MD-509 | MD-8038 | FF-064 | MS-6400 | |
| 1600 VTi, 95 (B9), 72 KW | 08/10 → | MD-525 | MD-8448 | SP-2061 | MS-6400 | |
| 1600i VTi, (B9) EPG, 88KW | 11/09 → | MD-525 | MD-8448 | | MS-6400 | |
| 1600i 16V, TU5JP4, 80KW | 04/08 → | MD-525 | MD-8328 | | MS-6400 | |
| 1600i 16V, TU5JP4B, 55KW | 04/08 → | MD-525 | MD-8328 | | MS-6400 | |

BX (82-94)

| | | | | | | |
|------------------|---------------|--------|---------|---------|--|--|
| 1100 | 07/82 → 06/88 | SP-888 | MD-5004 | FF-009 | | |
| 1400 | 07/82 → 06/88 | SP-888 | MD-5004 | FF-009 | | |
| | 07/88 → 09/90 | SP-948 | MD-5002 | FF-009 | | |
| | 10/90 → 12/94 | SP-948 | MD-5070 | | | |
| 1400i | 09/88 → 09/90 | SP-948 | MD-5002 | SP-2024 | | |
| | 10/90 → 12/94 | SP-948 | MD-5070 | SP-2024 | | |
| 1500 | 07/82 → 02/88 | SP-943 | MD-9088 | FF-009 | | |
| 1600 | 07/82 → 06/86 | SP-943 | MD-572 | FF-009 | | |
| | 07/86 → 02/93 | SP-948 | MD-9088 | FF-009 | | |
| 1600i | 07/85 → 02/93 | SP-948 | MD-9088 | SP-2024 | | |
| 1700D/TD | 08/92 → 12/94 | SP-948 | MD-9088 | MD-069 | | |
| 1700D/TD BOSCH | 07/82 → 03/86 | SP-943 | MD-572 | MD-111 | | |
| | 04/86 → 07/92 | SP-948 | MD-9088 | MD-111 | | |
| 1700D/TD CAV | 07/82 → 03/86 | SP-943 | MD-572 | MD-195 | | |
| | 04/86 → 07/92 | SP-948 | MD-9088 | MD-195 | | |
| 1900 | 07/86 → 09/93 | SP-948 | MD-9088 | FF-009 | | |
| 1900D | 07/92 → 11/93 | SP-948 | MD-9088 | MD-069 | | |
| 1900D BOSCH | 07/86 → 06/92 | SP-948 | MD-9088 | MD-111 | | |
| 1900D CAV | 07/82 → 06/86 | SP-943 | MD-572 | MD-195 | | |
| 1900i (incl.16V) | 07/76 → 11/93 | SP-948 | MD-9088 | SP-2024 | | |
| 1900TD | 07/92 → 11/93 | SP-948 | MD-9088 | MD-069 | | |
| 1900TD BOSCH | 07/86 → 06/92 | SP-948 | MD-9088 | MD-111 | | |
| 1900TD CAV | 07/86 → 06/92 | SP-948 | MD-9088 | MD-195 | | |

C - ZERO (10-)

| | | | | | | |
|-----------------------|---------|--|--|--|--|--|
| ELECTRIC MOTOR, 47 KW | 12/10 → | | | | | |
|-----------------------|---------|--|--|--|--|--|

C-Crosser (07-)

| | | | | | | |
|--------------------------------|---------|---------|---------|--|---------|--|
| 2000 16V MMC, 108KW | 11/10 → | SP-1001 | MD-8398 | | MS-6376 | |
| 2200 HDi 155, DW12BTED4, 115kW | 09/07 → | MD-525 | MD-8398 | | MS-6376 | |
| 2400 16V, 125kW | 11/07 → | SP-1001 | MD-8398 | | MS-6376 | |

C-Elysee (13-)

| | | | | | | |
|--------------------------|---------|--------|---------|--|--|--|
| 1200 VTi, EB2, 53 KW | 01/13 → | SP-943 | | | | |
| 1600 HDi, DV6DTED, 68 KW | 01/13 → | MD-509 | MD-8526 | | | |
| 1600 VTi, EC5, 86 KW | 01/13 → | MD-525 | MD-9772 | | | |

C1 (05-)

| | | | | | | |
|------------------------|---------|--------|---------|--------|---------|--|
| 1000,1KR-FE/CFA, 50 KW | 06/05 → | SP-991 | MD-9682 | | MS-6313 | |
| 1400 HDi,DV4TD, 40 KW | 08/05 → | MD-509 | MD-9756 | FF-058 | MS-6313 | |
| | | | MD-8486 | | | |

Comments: MD-9756: Use for dusty environment.

C15 (84-05)

| | | | | | | |
|---------------------|---------------|--------|---------|---------|--|--|
| 1100 35KW | 10/84 → 06/88 | SP-888 | MD-5004 | FF-009 | | |
| | 07/88 → 02/91 | SP-943 | MD-5002 | FF-009 | | |
| | 03/91 → 12/96 | SP-943 | MD-5070 | FF-009 | | |
| 1300 | 07/87 → 12/96 | SP-833 | MD-5002 | FF-009 | | |
| 1400 | 08/88 → 04/90 | SP-948 | MD-5002 | FF-009 | | |
| | 05/90 → 12/96 | SP-948 | MD-5070 | | | |
| | 05/86 → 07/88 | SP-888 | MD-5004 | FF-009 | | |
| 1400i | 05/90 → 12/96 | SP-943 | MD-5070 | SP-2024 | | |
| 1800D alle | 07/92 → 12/97 | SP-948 | MD-572 | MD-069 | | |
| 1800D BOSCH | 01/85 → 06/92 | SP-948 | MD-572 | MD-111 | | |
| 1800D Roto - CAV | 01/85 → 06/92 | SP-948 | MD-572 | MD-195 | | |
| 1900Di Eng:DW8 51KW | 01/01 → 12/05 | SP-943 | MD-572 | | | |

C2 (03-10)

CITROEN

C2 (03-10)

| | | | | | | |
|---|---------------|--------|--------------------|---------|---------------------|--|
| 1100, TU1JP/TU1A, 44KW | 09/03 → 05/10 | MD-525 | MD-9780 | SP-2061 | MS-6237 MS-6237C | |
| 1400 16V, ET3J4, 66KW | 06/06 → 05/10 | MD-525 | MD-9780 | SP-2061 | MS-6237 MS-6237C | |
| 1400 HDi, DV4ATD/DV4TD, 50 KW | 09/03 → 05/10 | MD-509 | MD-9756 MD-8486 | FF-058 | MS-6237 MS-6237C | |
| Comments: MD-9756: Use for dusty environment. | | | | | | |
| 1400, TU3JP/TU3A, 54 KW | 09/03 → 05/10 | MD-525 | MD-9780 | SP-2061 | MS-6237 MS-6237C | |
| 1600 16V, TU5JP4, 80 KW | 09/03 → 05/10 | MD-525 | MD-9772 | SP-2061 | MS-6237 MS-6237C | |
| 1600 16V, TU5JP4S, 90 KW | 10/04 → 05/10 | MD-525 | MD-9772 | SP-2061 | MS-6237 MS-6237C | |
| 1600 HDi, DV6TED4, 50 KW | 09/05 → 05/10 | MD-509 | MD-8038 | FF-064 | MS-6237 MS-6237C | |

C25 (81-94)

| | | | | | |
|-----------------------|---------------|--------|---------|--------|--|
| 1800 | 11/81 → 10/82 | SP-893 | MD-5006 | FF-009 | |
| | 11/82 → 07/87 | SP-948 | MD-5006 | FF-009 | |
| 1900D Roto - Bosch | 09/86 → 12/94 | SP-948 | MD-5018 | MD-111 | |
| 1900D Roto - CAV | 09/86 → 12/94 | SP-948 | MD-5018 | MD-195 | |
| 2000 | 11/81 → 10/82 | SP-893 | MD-5006 | FF-009 | |
| | 11/82 → 06/86 | SP-948 | MD-5006 | FF-009 | |
| 2500D BOSCH | 11/81 → 09/82 | SP-897 | MD-5008 | MD-111 | |
| | 10/82 → 01/94 | SP-988 | MD-5074 | MD-111 | |
| 2500D Roto - CAV | 11/81 → 09/82 | SP-897 | MD-5008 | MD-195 | |
| | 10/82 → 01/94 | SP-988 | MD-5074 | MD-195 | |
| 2500D Roto - CAV some | 11/81 → 01/94 | | | MD-093 | |
| 2500TD BOSCH | 09/86 → 12/94 | SP-988 | MD-5074 | MD-111 | |
| 2500TD CAV | 09/86 → 12/94 | SP-988 | MD-5074 | MD-093 | |
| 2500TD CAV some | 09/86 → 12/94 | | | MD-195 | |

C3 / C3 XTR FC (01-09)

| | | | | | | |
|--|---------------|--------|--------------------|---------|---------------------|--|
| 1100i 8V, TU1JP, 44 KW | 09/01 → 12/09 | MD-425 | MD-9780 | SP-2061 | MS-6237 MS-6237C | |
| 1400 HDi 70, DV4TD, 51KW | 09/01 → 12/09 | MD-509 | MD-9756 MD-8486 | | MS-6237 MS-6237C | |
| Comments: MD-9756: Use for dusty environemt. | | | | | | |
| 1400 HDi, DV4TED4, 66 KW | 09/01 → 12/09 | MD-509 | MD-8038 | FF-064 | MS-6237 MS-6237C | |
| 1400i 16V, TU3JP4, 65 KW | 03/04 → 12/09 | MD-525 | MD-9780 | SP-2061 | MS-6237 MS-6237C | |
| 1400i 16V, TU3JP4, 66 KW | 11/03 → 12/09 | MD-525 | MD-9780 | SP-2061 | MS-6237 MS-6237C | |
| 1400i 8V, TU3JP, TU3LA, 54kW | 04/02 → 12/09 | MD-425 | MD-9780 | SP-2061 | MS-6237 MS-6237C | |
| 1600 HDi 110, DV6TED4, 80 KW | 10/04 → 12/09 | MD-509 | MD-8038 | FF-064 | MS-6237 MS-6237C | |
| 1600 HDi 90, DV6ATED4, 66 KW | 06/05 → 12/09 | MD-509 | MD-8038 | FF-064 | MS-6237 MS-6237C | |
| 1600i 16V, TU5JP4, 110Bhp | 04/02 → 12/09 | MD-425 | MD-9772 | SP-2061 | MS-6237 MS-6237C | |
| 1600i 16V, TU5JP4, 80 KW | 09/01 → 12/09 | MD-425 | MD-9772 | SP-2061 | MS-6237 MS-6237C | |

C3 II A51 (09-)

| | | | | | | |
|---|---------|--------|--------------------|--------|---------|--|
| 1100i, TU1AE5, 44kW | 11/09 → | MD-525 | MD-9780 MD-8610 | | MS-6370 | |
| Comments: MD-9780: Chassis no. to ORGA 12410, MD-8610: From chassis no. ORGA 12411. | | | | | | |
| 1400 HDi 70, DV4C, 50kW | 02/10 → | MD-509 | MD-8526 | FF-058 | MS-6370 | |
| Comments: MD-9756: Use for dusty environment. | | | | | | |

CITROEN

C3 II A51 (09-)

| | | | | | | |
|-------------------------------|---------|--------|--------------------|--------|---------|--|
| 1400 HDi 70, DV4TD,DV4C, 50kW | 11/09 → | MD-509 | MD-9756 MD-8486 | FF-058 | MS-6370 | |
|-------------------------------|---------|--------|--------------------|--------|---------|--|

Comments: For Dusty environments use MD-9756

| | | | | | | |
|------------------------|---------|--------|--------------------|---------|---------|--|
| 1400 VTi 95 EP3C, 70KW | 11/09 → | MD-525 | MD-8448 | SP-2061 | MS-6370 | |
| 1400i, TU3A, 54 KW | 11/09 → | MD-525 | MD-9780 MD-8610 | SP-2061 | MS-6370 | |

Comments: MD-9780: Chassis no. to ORGA 12410, MD-8610: From chassis no. ORGA 12411.

| | | | | | | |
|------------------------------------|---------|--------|---------|---------|---------|--|
| 1600 HDi 110 FAP, DV6CTED E5, 82kW | 11/09 → | MD-509 | MD-8526 | | MS-6370 | |
| 1600 HDi 75 FAP, DV6TED, 55 KW | 07/12 → | MD-509 | MD-8526 | | MS-6370 | |
| 1600 HDi 90 FAP, DV6DTED E5, 68kW | 01/10 → | MD-509 | MD-8526 | | MS-6370 | |
| 1600 HDi 90, DV6ATED4 E4, 66kW | 11/09 → | MD-509 | MD-8038 | FF-064 | MS-6370 | |
| 1600 VTi 120 EP6C, 88KW | 11/09 → | MD-525 | MD-8448 | SP-2061 | MS-6370 | |

C3 Picasso (09-)

| | | | | | | |
|-------------------------------------|---------|--------|---------|--------|---------------------|--|
| 1400 VTi, EP3C, 70KW | 02/09 → | MD-525 | MD-8448 | | MS-6237 MS-6237C | |
| 1600 HDi 110 FAP, DV6CTED E5, 82 Kw | 03/10 → | MD-509 | MD-8526 | | MS-6237 MS-6237C | |
| 1600 HDi 110 FAP, DV6TED4, 80kW | 02/09 → | MD-509 | MD-8038 | FF-064 | MS-6237 MS-6237C | |
| 1600 HDi 90 FAP, DV6ED, 68kW | 03/10 → | MD-509 | MD-8526 | | MS-6237 MS-6237C | |
| 1600 HDi 90, DV6ATED4, 66kW | 02/09 → | MD-509 | MD-8038 | FF-064 | MS-6237 MS-6237C | |
| 1600 VTi 16V, EP6C, 88KW | 02/09 → | MD-525 | MD-8448 | | MS-6237 MS-6237C | |

C3 Pluriel (03-)

| | | | | | | |
|-----------------------------|---------------|--------|--------------------|--|---------------------|--|
| 1400 HDi 70, 8HX DV4TD 50kW | 04/04 → 02/10 | MD-509 | MD-9756 MD-8486 | | MS-6237 MS-6237C | |
|-----------------------------|---------------|--------|--------------------|--|---------------------|--|

Comments: MD-9756: Use for dusty environment.

| | | | | | | |
|------------------------------|---------|--------|---------|---------|---------------------|--|
| 1400i KfV/KVX TU3JP, 54kW | 04/03 → | MD-425 | MD-9780 | SP-2061 | MS-6237 MS-6237C | |
| 1600i 16V, NFU TU5JP4, 80 KW | 04/03 → | MD-425 | MD-9772 | SP-2061 | MS-6237 MS-6237C | |

C32/35/45 (73-94)

| | | | | | | |
|----------------------------|---------------|--------|---------|--------|--|--|
| C32, 2200 D, CRD90, 46kW | 11/72 → 03/85 | SP-897 | MD-5006 | | | |
| C35, 2000 E, B20/614, 47kW | 04/86 → 01/94 | SP-948 | MD-5006 | | | |
| C35, 2500 D, CRD90, 50kW | 11/72 → 06/86 | SP-897 | | MD-093 | | |
| C35, 2500 D, CRD93B, 50kW | 07/86 → 01/94 | SP-948 | MD-5074 | MD-093 | | |
| C45, 2500 D, CRD90, 50kW | 01/80 → 01/94 | SP-943 | | MD-093 | | |

C4 (04-10)

| | | | | | | |
|---------------------------------|---------------|--------|---------|--|---------------------|--|
| 1400i 16V, TU3JP4, 65 KW | 10/04 → 12/10 | MD-525 | MD-8174 | | MS-6237 MS-6237C | |
| 1600 16V THP 150, EP6DT, 110 Kw | 09/08 → 12/10 | MD-525 | MD-8498 | | MS-6237 MS-6237C | |

Comments: MD-8498: Chassis no. up to ORGA 11920

| | | | | | | |
|--------------------------------------|---------------|--------|---------|--------|---------------------|--|
| 1600 HDi 110 FAP, DV6DTED, 82kW | 01/10 → 12/10 | MD-509 | MD-8526 | | MS-6237 MS-6237C | |
| 1600 HDi 110, DV6TED4, 80 KW | 10/04 → 12/10 | MD-509 | MD-8038 | FF-064 | MS-6237 MS-6237C | |
| 1600 HDi 90 FAP, DV6DTED, 68kW | 01/10 → 12/10 | MD-509 | MD-8526 | | MS-6237 MS-6237C | |
| 1600 HDi 90, DV6ATED4, 66 KW | 10/04 → 12/10 | MD-509 | MD-8038 | FF-064 | MS-6237 MS-6237C | |
| 1600 VTi 16V, EP6, 88KW | 09/08 → 12/10 | MD-525 | MD-8448 | | MS-6237 MS-6237C | |
| 1600 VTi 16V, EP6C, 98KW | 09/08 → 12/10 | MD-525 | MD-8448 | | MS-6237 MS-6237C | |
| 1600i 16V THP 140 AUTO, EP6DT, 103kW | 09/08 → 10/10 | MD-525 | MD-8498 | | MS-6237 MS-6237C | |

Comments: MD-8498: Chassis no. up to ORGA 11920.

CITROEN

C4 (04-10)

| | | | | | |
|--------------------------------------|---------------|--------|---------|---------|---------------------|
| 1600i 16V, TU5JP4, 80 KW | 10/04 → 03/06 | MD-525 | MD-8328 | | MS-6237 MS-6237C |
| | 04/06 → 09/08 | MD-525 | MD-8328 | SP-2061 | MS-6237 MS-6237C |
| 2000 HDi 135 AUTO, DW10BTED4, 100 KW | 10/04 → 12/10 | MD-525 | MD-8456 | MD-563 | MS-6237 MS-6237C |
| 2000 HDi 135, DW10TED4, 100 KW | 10/04 → 12/10 | MD-525 | MD-8132 | MD-563 | MS-6237 MS-6237C |
| 2000 HDi 140, DW10BTED4, 103 KW | 08/08 → 12/10 | MD-525 | MD-8132 | MD-563 | MS-6237 MS-6237C |
| 2000i 16V AUTO EW10A, 103 KW | 10/04 → 12/10 | MD-525 | MD-8220 | | MS-6237 MS-6237C |
| 2000i 16V AUTO, EW10A, 103 KW | 10/04 → 12/10 | SP-943 | MD-9752 | | MS-6237 MS-6237C |
| 2000i 16V WT VTS, EW10J4S, 130 KW | 10/04 → 12/10 | SP-943 | MD-9752 | | MS-6237 MS-6237C |
| 2000i 16V, EW10J4, 100 KW | 10/04 → 12/10 | MD-525 | MD-9752 | | MS-6237 MS-6237C |

C4 Aircross (12-)

| | | | | | |
|--------------------------------|---------|---------|---------|--|---------|
| 1600 HDi 110, DV6C, 82 KW | 04/12 → | MD-509 | MD-8526 | | MS-6376 |
| 1600i, MMC 4A92, 84 KW | 04/12 → | SP-1001 | MD-8398 | | MS-6376 |
| 1800 HDi 150, MMC 4N13, 110 KW | 04/12 → | SP-1001 | | | MS-6376 |
| 2000i, MMC 4B11, 110 KW | 04/12 → | SP-1001 | MD-8398 | | MS-6376 |

C4 II (10-)

| | | | | | |
|-------------------------------|---------|--------|---------|---------|---------------------|
| 1400 VTi EP3C 70Kw | 10/10 → | MD-525 | MD-8448 | SP-2061 | MS-6237 MS-6237C |
| 1600 HDi 110 DV6DTE4 82Kw | 10/10 → | MD-509 | MD-8526 | | MS-6237 MS-6237C |
| 1600 HDi 90 DV6C 68KW | 10/10 → | MD-509 | MD-8526 | | MS-6237 MS-6237C |
| 1600 THP 155 EP6CDT 115Kw | 10/10 → | MD-525 | | SP-2061 | MS-6237 MS-6237C |
| 1600 VTi 120 EP6C, EP6CG 88Kw | 10/10 → | MD-525 | MD-8448 | SP-2061 | MS-6237 MS-6237C |
| 2000 HDi DW10CTED4 110Kw | 10/10 → | MD-525 | MD-8456 | MD-657 | MS-6237 MS-6237C |
| 2000 HDi DW10CTED4 120 KW | 10/10 → | MD-525 | MD-8456 | MD-657 | MS-6237 MS-6237C |

C4 Picasso/Grand Picasso (06-)

| | | | | | |
|---|---------------|--------|---------|--------|---------|
| 1600 HDi 110 FAP, DV6CTED, 82KW | 03/10 → | MD-509 | MD-8526 | | MS-6400 |
| 1600 HDi, DV6TED4, 80KW | 10/06 → | MD-509 | MD-8038 | FF-064 | MS-6400 |
| 1600i 16V, EP6, 88KW | 10/08 → | MD-525 | MD-8448 | | MS-6400 |
| 1600i 16V, EP6DT, 103KW | 10/08 → | MD-525 | MD-8498 | | MS-6400 |
| Comments: MD-8498: Chassis no. up to ORGA 11920 | | | | | |
| 1600i 16V, EP6DT, 110KW | 10/08 → | MD-525 | MD-8498 | | MS-6400 |
| Comments: MD-8498: Chassis no. up to ORGA 11920 | | | | | |
| 1800i 16V, EW7A, 92 KW | 10/06 → 09/08 | MD-525 | MD-8220 | | MS-6400 |
| 2000 HDi FAP, DW10BTED4, 100 KW | 10/06 → | MD-525 | MD-8456 | MD-563 | MS-6400 |
| 2000 HDi, DW10CTED4, 110 KW | 07/09 → | MD-525 | MD-8456 | MD-657 | MS-6400 |
| 2000 HDi, DW10CTED4, 120 KW | 10/10 → | MD-525 | | MD-657 | MS-6400 |
| 2000i 16V, EW10A, 103 KW | 10/06 → | MD-525 | MD-8220 | | MS-6400 |

C4 Picasso/Grand Picasso (13-)

| | | | | | |
|--------------------------------------|---------|--------|---------|---------|---------|
| 1600 e-HDi 115, DV6C, 85 KW | 06/13 → | MD-509 | MD-8526 | | MS-6400 |
| 1600 HDi 90, e-HDi 90, DV6TED, 68 KW | 06/13 → | MD-509 | MD-8526 | | MS-6400 |
| 1600 THP 155, EP6CDT, 115 KW | 06/13 → | MD-525 | | SP-2061 | MS-6400 |
| 1600 VTi 120, EP6C, 88 KW | 06/13 → | MD-525 | MD-8448 | SP-2061 | MS-6400 |

C4 Sedan (13-)

| | | | | | |
|---------------------------|---------|--------|--|---------|---------------------|
| 1600 Turbo, EP6DT, 110 KW | 04/13 → | MD-525 | | SP-2061 | MS-6237 MS-6237C |
|---------------------------|---------|--------|--|---------|---------------------|

CITROEN

C4 Sedan (13-)

| | | | | | |
|--------------------------|---------|--------|---------|---------|---------------------|
| 1600 VTi 115, EC5, 85 KW | 04/13 → | MD-525 | MD-9772 | SP-2061 | MS-6237 MS-6237C |
| 1600 VTi 120, EP6, 88 KW | 04/13 → | MD-525 | MD-8448 | SP-2061 | MS-6237 MS-6237C |

C5 I (00-08)

| | | | | | | |
|---|---------------|--------|---------|------------------|---------------------|--|
| 1600 HDi, DV6TED4, 80 KW | 11/04 → 05/08 | MD-509 | MD-8176 | | MS-6295 MS-6295C | |
| 1800i 16V, 6FZ EW7/EW7J4, 92 KW | 11/05 → 05/08 | MD-525 | MD-8190 | SP-2061 | MS-6295 MS-6295C | |
| 1800i 16V, 6FZ, EW7J4, 85 KW | 11/04 → 10/05 | SP-943 | MD-8190 | SP-2061 | MS-6295 | |
| 2000 HDi 135, DW10BTED,100 KW | 11/04 → 05/08 | MD-525 | MD-8116 | MD-563 | MS-6295 MS-6295C | |
| 2000 HDi 90, RHX DW10TD, 66 KW | 12/01 → 10/04 | SP-943 | MD-9088 | MD-393 | MS-6295 MS-6295C | |
| 2000 HDi, DW10ATED, 79KW | 12/00 → 10/04 | SP-943 | MD-9088 | MD-493 MD-393 | MS-6295 MS-6295C | |
| Comments: MD-493: Siemens injection system, MD-393: BOSCH injection system. | | | | | | |
| 2000i 16V,EW10J4,100 KW | 12/00 → 05/08 | SP-943 | MD-9088 | SP-2061 | MS-6295 MS-6295C | |
| 2000i, EW10D,103 KW | 11/04 → 05/08 | MD-525 | MD-8190 | | MS-6295 MS-6295C | |
| 2200 HDi, DW12BTED4 FAP, 125 KW | 02/06 → 05/08 | MD-525 | MD-8494 | | MS-6295 MS-6295C | |
| Comments: Siemens Injection System | | | | | | |
| 2200 HDi, DW12TED4, 98 KW | 11/04 → 05/08 | SP-943 | MD-8116 | MD-393 MD-493 | MS-6295 MS-6295C | |
| Comments: MD-393: BOSCH injection system, MD-493: Siemens injection system. | | | | | | |
| 2200 HDi,DW12ATED,98 KW | 12/00 → 10/04 | SP-943 | MD-9088 | MD-393 | MS-6295 MS-6295C | |
| 3000i V6 XFV, ES9A, 152 KW | 11/04 → 05/08 | SP-943 | MD-8190 | SP-2061 | MS-6295 MS-6295C | |
| 3000i V6, ES9J4S,152 KW | 12/00 → 10/04 | SP-943 | MD-9088 | SP-2061 | MS-6295 MS-6295C | |

C5 II (08-)

| | | | | | |
|------------------------------------|---------------|--------|---------|---------|----------|
| 11.6 VTi 120 EP6C 88Kw | 10/10 → | MD-525 | MD-8176 | FF-064 | MS-6406C |
| 1600 HDi 110 FAP, DV6CTED, 82KW | 03/10 → | MD-509 | MD-8526 | | MS-6406C |
| 1600 HDi, DV6TED4, 80KW | 04/08 → | MD-509 | MD-8176 | FF-064 | MS-6406C |
| 1600i 16V, EP6DT, 115kw | 04/09 → | MD-525 | MD-8176 | FF-064 | MS-6406C |
| 1800i 16V, EW7A, 92KW | 04/08 → | MD-525 | MD-8190 | SP-2061 | MS-6406C |
| 2000 HDi 140 FAP, DW10BTED4, 103KW | 04/09 → | MD-525 | MD-8116 | MD-563 | MS-6406C |
| 2000 HDi 165 FAP, DW10CTED4, 120KW | 04/09 → | MD-525 | MD-8116 | MD-657 | MS-6406C |
| 2000 HDi, DW10BTED4, 100KW | 04/08 → 03/09 | MD-525 | MD-8116 | MD-563 | MS-6406C |
| 2000i 16V, EW10A, 103KW | 04/08 → | MD-525 | MD-8190 | SP-2061 | MS-6406C |
| 2200 HDi, DW12BTED4, 125KW | 04/08 → | MD-525 | MD-8494 | | MS-6406C |
| 2200 HDi, DW12C , 150KW | 10/10 → | MD-525 | | | MS-6406C |
| 2700 V6 HDi, DW17BED4, 150KW | 04/08 → | MD-611 | MD-8430 | MD-575 | MS-6406C |
| 3000 V6 HDi FAP, DT20C, 177KW | 07/09 → | MD-667 | | MD-665 | MS-6406C |
| 3000i V6, ES9A, 155KW | 04/08 → | SP-943 | MD-8190 | SP-2061 | MS-6406C |

C6 (05-)

| | | | | | | |
|---|---------------|--------|---------|--------|----------|--|
| 2200 HDi Biturbo FAP, DW12BTED4, 125 KW | 07/06 → 06/08 | MD-525 | MD-8494 | | MS-6306 | |
| Comments: MS-6306: Up to chassis no. ORGA 11556 (VISTEON system). | | | | | | |
| | 07/08 → | MD-525 | MD-8494 | | MS-6406C | |
| Comments: MS-6406C: From chassis no. ORGA 11557 (BEHR system). | | | | | | |
| 2700 V6 HDi, DT17TED4 FAP, 150 KW | 10/05 → 06/08 | MD-611 | MD-8430 | MD-575 | MS-6306 | |
| Comments: MS-6306: Up to chassis no. ORGA 11556 (VISTEON system). | | | | | | |
| | 07/08 → | MD-611 | MD-8430 | MD-575 | MS-6406C | |
| Comments: MS-6406C: From chassis no. ORGA 11557 (BEHR system). | | | | | | |
| 3000 V6 HDi FAP, DT20C, 177 KW | 10/05 → 06/08 | MD-667 | | MD-665 | MS-6306 | |
| Comments: MS-6306: Up to chassis no. ORGA 11556 (VISTEON system). | | | | | | |
| | 07/08 → | MD-667 | | MD-665 | MS-6406C | |
| Comments: MS-6406C: From chassis no. ORGA 11557 (BEHR system). | | | | | | |

|  |  |  OIL |  AIR |  FUEL |  CABIN |  OTHER |
|---|--|--|--|---|--|--|
| CITROEN | | | | | | |
| C6 (05-) | | | | | | |
| 3000i V6 24V, ES9A, 155 KW | 10/05 → 06/08 | SP-943 | MD-8190 | SP-2061 | MS-6306 | |
| Comments: MS-6306: Up to chassis no. ORGA 11556 (VISTEON system). | | | | | | |
| | 07/08 → | SP-943 | MD-8190 | SP-2061 | MS-6406C | |
| Comments: MS-6406C: From chassis no. ORGA 11557 (BEHR system). | | | | | | |
| C8 (02-) | | | | | | |
| 2000 HDi 165 FAP, DW10VCTED4, 120 KW | 05/10 → | MD-525 | MD-8388 | MD-657 | MS-6255 | |
| 2000 HDi FAP, DW10BTED4, DW10CBDTR, 100 KW | 07/06 → | MD-525 | MD-8388 | MD-563 MD-657 | MS-6255 | |
| Comments: MD-657: Engine code DW10CBTR. MD-563: Engine code DW10BTED4. | | | | | | |
| 2000 HDi, DW10ATED4, 79 KW | 06/02 → | SP-943 | MD-9088 | MD-493 | MS-6255 MS-6255 | |
| 2000 HDi, DW10UTED4, 88 KW | 07/06 → | MD-525 | MD-8388 | MD-563 | MS-6255 | |
| 2000i, EW10A, 103 KW | 10/05 → | MD-525 | MD-9088 | | MS-6255 | |
| 2000i, EW10J4, 100 KW | 06/02 → 12/05 | SP-943 | MD-9088 | | MS-6255 | |
| 2200 HDi FAP, DW12BTED4, 125 KW | 10/07 → | MD-525 | MD-8388 | | MS-6255 | |
| 2200 HDi, DW12TED4, 94 KW | 06/02 → | SP-943 | MD-9088 | MD-493 | MS-6255 | |
| 2200i, EW12J4, 116 KW | 06/02 → 12/05 | SP-943 | MD-9088 | | MS-6255 | |
| 3000i V6, ES9J4S 150 KW | 06/02 → | SP-943 | MD-9410 | | MS-6255 | |
| CX (74-92) | | | | | | |
| 2000 | 10/73 → 05/82 | SP-897 | | FF-009 | | |
| | 06/82 → 12/82 | SP-948 | | FF-009 | | |
| 2000 78KW | 01/84 → 12/89 | SP-948 | MD-276 | FF-009 | | |
| 2000D CAV | 08/85 → 12/92 | SP-897 | | MD-093 | | |
| 2200 | 06/82 → 12/92 | SP-943 | MD-276 | FF-009 | | |
| | 10/73 → 05/82 | SP-897 | | FF-009 | | |
| 2200D BOSCH | 10/75 → 02/79 | SP-897 | | MD-101 | | |
| 2200D CAV | 10/75 → 02/79 | SP-897 | | MD-093 | | |
| 2500D BOSCH | 09/76 → 10/82 | SP-897 | | MD-101 | | |
| | 11/82 → 12/92 | SP-988 | | MD-101 | | |
| 2500D CAV | 09/76 → 10/82 | SP-897 | | MD-093 | | |
| | 11/82 → 12/92 | SP-988 | | MD-093 | | |
| DS3 (10-) | | | | | | |
| 1200 VTi 82, EB2, 60 KW | 10/12 → | SP-943 | | SP-2061 | MS-6370 | |
| 1400 HDi 70, DV4C, 50 KW | 10/10 → | MD-509 | MD-8526 | | MS-6370 | |
| 1400 VTi 95, EP3C, 70KW | 03/10 → | MD-525 | MD-8448 | SP-2061 | MS-6370 | |
| 1600 16V VTi 120, EP6C, 88 KW | 03/10 → | MD-525 | MD-8448 | SP-2061 | MS-6370 | |
| 1600 HDi 110 FAP, DV6CTED, 82 KW | 03/10 → | MD-509 | MD-8526 | | MS-6370 | |
| 1600 HDi 90 FAP, DV6DTED, 68KW | 03/10 → | MD-509 | MD-8526 | | MS-6370 | |
| 1600i 16V Racing, EP6DTS 152 KW | 11/10 → | MD-525 | | SP-2061 | MS-6370 | |
| 1600i 16V Turbo, EP6DT, 115KW | 03/10 → | MD-525 | MD-8448 | SP-2061 | MS-6370 | |
| DS4 (11-) | | | | | | |
| 1600 e-HDi HDi 110, DV6C, 82 Kw | 05/11 → | MD-509 | MD-8526 | | MS-6237 MS-6237C | |
| 1600 HDi, DV6DTED, 68 KW | 05/11 → | MD-509 | MD-8526 | | MS-6237 MS-6237C | |
| 1600 THP 155, EP6CDT, 115 Kw | 05/11 → | MD-525 | | SP-2061 | MS-6237 MS-6237C | |
| 1600 THP 160, EP6CDTMD, 120 KW | 02/12 → | MD-525 | | SP-2061 | MS-6237 MS-6237C | |
| 1600 THP 200, EP6CDTX, 147 Kw | 05/11 → | MD-525 | | SP-2061 | MS-6237 MS-6237C | |
| 1600 VTi 120, EP6C, EP6CG, 88 Kw | 05/11 → | MD-525 | | SP-2061 | MS-6237 MS-6237C | |
| Comments: SP-2061: With engine code EP6C. | | | | | | |
| 2000 HDi 160, DW10CTED4, 120 Kw | 05/11 → | MD-525 | MD-8526 | MD-657 | MS-6237 MS-6237C | |
| 2000 HDi, 100 KW | 09/11 → | MD-525 | MD-8456 | MD-657 | MS-6237 MS-6237C | |
| DS5 (11-) | | | | | | |
| 1600 e-HDi HDi 110, DV6C, 82 Kw | 10/11 → | MD-509 | MD-8526 | | MS-6400 | |

|  |  |  OIL |  AIR |  FUEL |  CABIN |  OTHER |
|---|--|--|--|---|--|--|
| CITROEN | | | | | | |
| DS5 (11-) | | | | | | |
| 1600 THP 155, EP6CDT, 115 Kw | 10/11 → | MD-525 | | SP-2061 | MS-6400 | |
| 1600 THP 200, EP6CDTX, 147 Kw | 10/11 → | MD-525 | | SP-2061 | MS-6400 | |
| 2000 HDi 165, DW10CTED4, 120 KW | 10/11 → | MD-525 | MD-8556 | MD-657 | MS-6400 | |
| 2000 HDi Hybrid4, DW10CTED4, 147 KW | 01/12 → | MD-525 | MD-8456 | MD-657 | MS-6400 | |
| Evasion/Synergie (94-02) | | | | | | |
| 1800i, 73 KW | 05/97 → 07/02 | SP-943 | MD-9088 | SP-2003 | | |
| | 05/97 → 07/02 | SP-943 | MD-9088 | SP-2003 | MS-6146 | |
| 1900TD | 01/95 → 07/00 | SP-943 | MD-9088 | MD-069 | | |
| | 01/95 → 07/00 | SP-943 | MD-9088 | MD-069 | MS-6146 | |
| 2000 HDi, DW10ATED 80KW | 09/99 → 07/02 | SP-943 | MD-9088 | MD-393 | | |
| 2000i 16V, 97KW | 04/98 → 09/00 | SP-943 | MD-9088 | SP-2061 | | |
| 2000i 16V, 97KW | 04/98 → 09/00 | SP-943 | MD-9088 | SP-2061 | MS-6146 | |
| 2000i 16V, EW10J4 100KW | 05/00 → 07/02 | SP-943 | MD-9088 | SP-2061 | MS-6146 | |
| 2000i Turbo 108KW | 01/94 → 07/00 | SP-943 | MD-9088 | SP-2003 | | |
| | 01/94 → 07/00 | SP-943 | MD-9088 | SP-2003 | MS-6146 | |
| 2000i, 89KW | 01/94 → 07/02 | SP-943 | MD-9088 | SP-2003 | MS-6146 | |
| 2000i, 89KW | 01/95 → 07/00 | SP-943 | MD-9088 | SP-2003 | | |
| 2100TD | 05/96 → 11/96 | SP-943 | MD-9088 | MD-069 | | |
| | 12/96 → 02/00 | SP-943 | MD-9088 | MD-363 | | |
| | 05/96 → 11/96 | SP-943 | MD-9088 | MD-069 | MS-6146 | |
| | 12/96 → 07/02 | SP-943 | MD-9088 | MD-363 | MS-6146 | |
| GS/GSA/GSX (71-86) | | | | | | |
| 1015/1130/1220 | 08/73 → 07/80 | SP-834 | MD-528 | FF-009 | | |
| | 09/73 → 06/79 | SP-834 | MD-528 | FF-009 | | |
| 1300 | 10/79 → 07/86 | SP-834 | MD-528 | FF-009 | | |
| Jumper I / Relay (94-02) | | | | | | |
| 1900D BOSCH | 02/94 → 03/02 | SP-948 | MD-5018 | SP-966 | MS-6145 | |
| 1900D CAV | 02/94 → 03/02 | SP-948 | MD-5018 | MD-093 | MS-6145 | |
| 1900TD BOSCH | 02/94 → 03/02 | SP-948 | MD-690 | SP-966 | MS-6145 | |
| 1900TD CAV | 02/94 → 03/02 | SP-948 | MD-690 | MD-093 | MS-6145 | |
| 2000i | 02/94 → 03/02 | SP-943 | MD-690 | SP-2002 | MS-6145 | |
| 2500D BOSCH | 02/94 → 03/02 | SP-953 | MD-5018 | SP-966 | MS-6145 | |
| 2500D CAV | 02/94 → 03/02 | SP-953 | MD-5018 | MD-093 | MS-6145 | |
| 2500D Sofim Motor | 02/94 → 03/02 | SP-990 | MD-5018 | SP-966 | MS-6145 | |
| 2500TD BOSCH | 02/94 → 03/02 | SP-953 | MD-690 | SP-966 | MS-6145 | |
| 2500TD CAV | 02/94 → 03/02 | SP-953 | MD-690 | MD-093 | MS-6145 | |
| 2500TD Sofim Motor | 02/94 → 03/02 | SP-990 | MD-690 | SP-966 | MS-6145 | |
| 2500TDI | 02/97 → 03/02 | SP-953 | MD-690 | SP-966 | MS-6145 | |
| Jumper II (02-06) | | | | | | |
| 2000 HDi, DW10TD, 62 KW | 02/02 → 12/04 | SP-943 | MD-690 | SP-1239 | MS-6145 | |
| | 01/05 → 06/06 | SP-943 | MD-690 | MD-577 | MS-6145 | |
| 2000i Bipower, XU10J2, 70 KW | 02/02 → 06/06 | SP-943 | MD-690 | SP-2022 | MS-6145 | |
| 2000i, XU10J2, 81 KW | 02/02 → 06/06 | SP-943 | MD-690 | SP-2022 | MS-6145 | |
| 2200 HDi, DW12TED, 74 KW | 02/02 → 12/04 | SP-943 | MD-690 | SP-1239 | MS-6145 | |
| 2800 HDi 127, 94 KW | 02/02 → 09/02 | SP-990 | MD-690 | SP-1239 | MS-6145 | |
| | 01/05 → 06/06 | SP-990 | MD-690 | MD-577 | MS-6145 | |
| | 10/02 → 12/04 | SP-990 | MD-690 | SP-1342 | MS-6145 | |
| 2800 HDi 146, 107 KW | 04/04 → 06/06 | SP-990 | MD-690 | SP-1342 | MS-6145 | |
| | 01/05 → 06/06 | SP-990 | MD-690 | MD-577 | MS-6145 | |
| Jumper III (06-) | | | | | | |
| 2200 HDi 100 FAP 110, 22 DT PUMA Euro 5, 81 KW | 07/11 → | MD-525 | MD-5274 | MD-577 | MS-6329 | |
| 2200 HDi 100, 22 DT PUMA, 74kW | 07/06 → | MD-525 | MD-5274 | MD-577 | MS-6329 | |
| 2200 HDi 120, 22 DT PUMA, 88kW | 07/06 → | MD-525 | MD-5274 | MD-577 | MS-6329 | |
| 2200 HDi FAP 130, 22 DT PUMA Euro 5, 96 KW | 07/11 → | MD-525 | MD-5274 | MD-577 | MS-6329 | |
| 2200 HDi FAP 150, 22 DT PUMA Euro 5, 110 KW | 07/11 → | MD-525 | MD-5274 | MD-577 | MS-6329 | |
| 3000 HDi 160, F30 DT, 115kW | 07/06 → | | MD-5274 | MD-577 | MS-6329 | |
| 3000 HDi FAP 180, F30 DT Euro 5, 130 KW | 07/11 → | SP-1330 | MD-5274 | MD-577 | MS-6329 | |
| 3000 HDi FAP, F30 DT E5, 107kW | 01/10 → | | MD-5274 | MD-577 | MS-6329 | |
| Jumpy I / Dispatch I (96-07) | | | | | | |

CITROEN

Jumpy I / Dispatch I (96-07)

| | | | | | |
|---------------------------|---------------|--------|---------|---------|---------|
| 1600i, 220A2.000, 58kW | 01/96 → 03/04 | SP-940 | MD-9088 | SP-2003 | MS-6146 |
| 1900D, D9B, 51KW | 01/96 → 05/98 | SP-943 | MD-9088 | MD-069 | MS-6146 |
| 1900D, DW8, 51KW | 04/98 → 01/07 | SP-943 | MD-9088 | MD-375 | MS-6146 |
| 1900TD, DHX, 66kW | 01/96 → 01/07 | SP-943 | MD-9088 | MD-069 | MS-6146 |
| 2000 HDi 69KW | 03/00 → 01/07 | SP-943 | MD-9088 | MD-393 | MS-6146 |
| 2000 HDi, DW10A/CTED 80KW | 03/00 → 01/07 | SP-943 | MD-9088 | MD-393 | MS-6146 |
| 2000 HDi, DW10ATED4 80KW | 02/04 → 01/07 | SP-943 | MD-9088 | MD-493 | MS-6146 |
| 2000i, RFN, 100KW | 04/00 → 01/07 | SP-943 | MD-9088 | SP-2061 | MS-6146 |

Jumpy II / Dispatch II (07-)

| | | | | | |
|-----------------------------|---------|--------|--------------------|--------|---------|
| 1600 HDi 90, DV6UTED4, 66KW | 01/07 → | MD-509 | MD-8176 MD-8526 | FF-064 | MS-6402 |
|-----------------------------|---------|--------|--------------------|--------|---------|

Comments: Engine code DV6UC use MD-8526

| | | | | | |
|------------------------------------|---------|--------|---------|---------|---------|
| 2000 HDi 120, DW10UTED4, 88KW | 01/07 → | MD-525 | MD-8388 | MD-563 | MS-6402 |
| 2000 HDi 140, DW10BTED4, 100KW | 01/07 → | MD-525 | MD-8388 | MD-563 | MS-6402 |
| 2000 HDi 165 FAP, DW10CTED4, 120KW | 07/10 → | MD-525 | MD-8388 | MD-657 | MS-6402 |
| 2000 HDi FAP 125, DW10CEE5, 94 KW | 07/11 → | MD-525 | MD-8388 | MD-657 | MS-6402 |
| 2000 HDi FAP 95, DW10CDE5, 72 KW | 07/11 → | MD-525 | MD-8388 | MD-657 | MS-6402 |
| 2000i, EW10A, 103KW | 01/07 → | MD-525 | MD-8388 | SP-2061 | MS-6402 |

LN/LNA (76-86)

| | | | | | |
|---------------------|---------------|--------|---------|--------|--|
| 1000 | 01/84 → 10/86 | SP-888 | MD-5004 | FF-009 | |
| 1100 | 09/81 → 04/85 | SP-888 | MD-5004 | FF-009 | |
| 1100 some/teilweise | 07/82 → 04/85 | SP-888 | MD-130 | FF-009 | |
| 650 | 12/79 → 01/84 | SP-833 | MD-130 | FF-009 | |

Mehari (68-87)

| | | | | | |
|-------------------------|---------------|--|---------|--------|--|
| 600, M28/1 (AK2), 19 KW | 05/68 → 10/79 | | MD-5266 | FF-009 | |
| | 10/79 → 10/87 | | MD-5266 | FF-009 | |

Nemo (08-)

| | | | | | |
|---------------------------|---------|--------|--------------------|--------|---------|
| 1300 HDi, F130DTE5, 55 KW | 09/10 → | MD-547 | MD-8594 | | MS-6380 |
| 1400 HDi, DV4TED, 50kW | 02/08 → | MD-509 | MD-9756 MD-8486 | FF-058 | MS-6380 |

Comments: For Dusty environments use MD-9756

| | | | | | |
|-------------------|---------|--------|---------|--|---------|
| 1400i, TU3A, 54kW | 02/08 → | MD-525 | MD-8478 | | MS-6380 |
|-------------------|---------|--------|---------|--|---------|

Saxo (96-05)

| | | | | | |
|--------------------------------|---------------|--------|---------|---------|--|
| 1000i, TU9M, 33 KW | 05/96 → 12/99 | SP-943 | MD-5002 | SP-2061 | |
| 1000i, TU9M, 37 KW | 05/98 → 03/05 | SP-943 | MD-5002 | SP-2061 | |
| 1100i, CDZ TU9M, 40 KW | 05/96 → 12/99 | SP-943 | MD-5070 | SP-2061 | |
| 1100i, HFX/HDZ(TU1JP/M), 44 KW | 05/96 → 03/05 | SP-943 | MD-5070 | SP-2061 | |

Comments: SP-943: Engine code HDZ(TU1M), MD-425: Engine code HFX(TU1JP), MD-5070: Engine codes HDZ(TU1M), HFX(TU1JP).

| | | | | | |
|------------------------------|---------------|--------|---------|---------|--|
| 1400i, KFW/KFX TU3JP, 55 KW | 05/96 → 08/99 | SP-943 | MD-5070 | SP-2061 | |
| | 09/99 → 06/00 | SP-943 | MD-5070 | SP-2061 | |
| | 07/00 → 03/05 | MD-425 | MD-5070 | SP-2061 | |
| 1500 Diesel, VJY TUD5, 40 KW | 09/96 → 03/05 | SP-943 | MD-9488 | SP-1098 | |
| 1500 Diesel, VJZ TUD5, 42 KW | 09/96 → 12/03 | SP-943 | MD-9488 | SP-1098 | |
| 1600i 16V, NFX TU5JP4, 88 KW | 09/99 → 03/05 | SP-943 | MD-5070 | SP-2061 | |
| 1600i 16V, NXF TU5JP4, 87 KW | 06/96 → 03/05 | SP-943 | MD-9582 | SP-2061 | |
| 1600i, NFT TU5JP-LA, 74 KW | 07/00 → 03/05 | MD-425 | MD-8212 | SP-2061 | |
| 1600i, NFZ TU5JP, 65 KW | 05/96 → 12/99 | SP-943 | MD-5070 | SP-2061 | |
| 1600i, NFZ TU5JP, 66KW | 09/99 → 06/00 | SP-943 | MD-5070 | SP-2061 | |
| | 07/00 → 03/05 | MD-425 | MD-5070 | SP-2061 | |

SM (70-74)

| | | | | | |
|------|---------------|--------|--|--|--|
| 2700 | 04/70 → 06/72 | SP-801 | | | |
| 3000 | 09/73 → 12/74 | SP-930 | | | |

Visa (78-91)

| | | | | | |
|-------------|---------------|--------|---------|---------|--|
| 1000 | 07/80 → 06/82 | SP-888 | MD-5004 | FF-009 | |
| 1100 | 09/78 → 06/88 | SP-888 | MD-5004 | FF-009 | |
| 1400i | 07/84 → 03/91 | SP-888 | MD-5004 | FF-009 | |
| 1600i (GTI) | 01/85 → 12/89 | SP-948 | MD-5034 | SP-2001 | |
| 1700D BOSCH | 04/84 → 03/91 | SP-948 | MD-572 | MD-111 | |

|  |  |  OIL |  AIR |  FUEL |  CABIN |  OTHER |
|---|--|--|--|---|--|--|
| CITROEN | | | | | | |
| Visa (78-91) | | | | | | |
| 1700D CAV | 04/84 → 03/91 | SP-948 | MD-572 | MD-195 | | |
| 1700D CAV some/teilweise | 04/84 → 03/91 | SP-948 | MD-572 | MD-093 | | |
| 650 | 07/82 → 03/91 | SP-833 | MD-130 | FF-009 | | |
| Xantia (93-03) | | | | | | |
| 1600i | 03/93 → 07/96 | SP-948 | MD-9250 | SP-2024 | | |
| | 07/96 → 04/03 | SP-943 | MD-9250 | SP-2061 | | |
| | 03/93 → 07/96 | SP-948 | MD-9250 | SP-2024 | MS-6018 | |
| | 07/96 → 04/03 | SP-943 | MD-9250 | SP-2061 | MS-6018 | |
| 1800i 66-74KW | 03/93 → 07/96 | SP-948 | MD-9250 | SP-2024 | | |
| | 07/96 → 04/03 | SP-943 | MD-9250 | SP-2061 | | |
| | 03/93 → 07/96 | SP-948 | MD-9250 | SP-2024 | MS-6018 | |
| | 07/96 → 04/03 | SP-943 | MD-9250 | SP-2061 | MS-6018 | |
| 1800i 81KW 16V | 05/94 → 06/96 | SP-943 | MD-9410 | SP-2024 | | |
| | 07/96 → 01/98 | SP-943 | MD-9410 | SP-2061 | | |
| | 05/94 → 06/96 | SP-943 | MD-9410 | SP-2024 | MS-6018 | |
| | 07/96 → 04/03 | SP-943 | MD-9410 | SP-2061 | MS-6018 | |
| 1900D 50/51KW | 06/94 → 03/97 | SP-943 | MD-572 | MD-069 | | |
| | 06/94 → 04/03 | SP-943 | MD-572 | MD-069 | MS-6018 | |
| 1900D 55KW BREAK | 04/96 → 04/03 | SP-943 | MD-9088 | MD-069 | | |
| | 04/96 → 04/03 | SP-943 | MD-9088 | MD-069 | MS-6018 | |
| 1900D 55KW LIM | 02/96 → 01/98 | SP-943 | MD-9410 | MD-069 | | |
| | 02/96 → 01/98 | SP-943 | MD-9410 | MD-069 | MS-6018 | |
| 1900TD | 10/93 → 01/98 | SP-943 | MD-9088 | MD-069 | | |
| | 10/93 → 01/98 | SP-943 | MD-9088 | MD-069 | MS-6018 | |
| 2000 8V | 03/93 → 06/96 | SP-948 | MD-9250 | SP-2024 | MS-6018 | |
| | 07/96 → 04/03 | SP-943 | MD-9250 | SP-2061 | MS-6018 | |
| 2000 16V | 03/93 → 06/94 | SP-948 | MD-5034 | SP-2024 | MS-6018 | |
| | 07/94 → 06/96 | SP-943 | MD-9410 | SP-2024 | MS-6018 | |
| | 07/96 → 04/03 | SP-943 | MD-9410 | SP-2061 | MS-6018 | |
| 2000 HDi 66KW | 09/99 → 04/03 | SP-943 | MD-9088 | MD-393 | | |
| 2000 HDi 80KW | 02/99 → 12/01 | SP-943 | MD-9088 | MD-393 | | |
| Comments: MD-393: BOSCH injection system. | | | | | | |
| | 01/02 → 04/03 | SP-943 | MD-9088 | MD-493 | | |
| Comments: MD-493: Siemens injection system. | | | | | | |
| 2000 Turbo 108KW | 06/94 → 06/96 | SP-943 | MD-9410 | SP-2024 | MS-6018 | |
| | 07/96 → 03/03 | SP-943 | MD-9410 | SP-2061 | MS-6018 | |
| 2000i 8V | 03/93 → 06/96 | SP-948 | MD-9250 | SP-2024 | | |
| | 07/96 → 04/03 | SP-943 | MD-9250 | SP-2061 | | |
| 2000i 16V | 03/93 → 06/94 | SP-948 | MD-5034 | SP-2024 | | |
| | 07/94 → 06/96 | SP-943 | MD-9410 | SP-2024 | | |
| | 07/96 → 01/98 | SP-943 | MD-9410 | SP-2061 | | |
| 2000i Turbo 108KW | 06/94 → 06/96 | SP-943 | MD-9410 | SP-2024 | | |
| | 07/96 → 01/03 | SP-943 | MD-9410 | SP-2061 | | |
| 2100TD 80KW | 06/94 → 01/98 | SP-943 | MD-9410 | MD-069 | | |
| | 06/94 → 01/98 | SP-943 | MD-9410 | MD-069 | MS-6018 | |
| 2100TD 80KW some/teilweise | 06/94 → 01/98 | | | MD-363 | | |
| | 06/94 → 01/98 | | | MD-363 | MS-6018 | |
| 2900i 24V 140KW | 01/97 → 04/03 | SP-943 | MD-9088 | SP-2061 | | |
| | 01/97 → 04/03 | SP-943 | MD-9088 | SP-2061 | MS-6018 | |
| 3000i V6 (ES9J4) 140KW | 01/98 → 04/03 | SP-953 | MD-9178 | SP-2061 | MS-6018 | |
| 3000i V6, ES9J4, 140KW | 01/98 → 04/03 | SP-953 | MD-9178 | SP-2061 | | |
| XM (89-00) | | | | | | |
| 2000 | 01/89 → 07/94 | SP-948 | MD-9178 | | | |
| 2000i | 01/89 → 07/94 | SP-948 | MD-9178 | SP-2003 | | |
| 2000i 16V | 07/94 → 12/00 | SP-948 | MD-9178 | SP-2003 | | |
| 2000i Turbo | 01/92 → 07/94 | SP-948 | MD-9178 | SP-2003 | | |
| 2100D BOSCH | 01/89 → 07/94 | SP-948 | MD-9178 | MD-111 | | |
| 2100D Roto | 01/89 → 07/94 | SP-948 | MD-9178 | MD-195 | | |
| 2100TD 80KW | 12/94 → 12/00 | SP-948 | MD-9178 | MD-363 | | |
| 2100TD BOSCH | 01/89 → 11/94 | SP-948 | MD-9178 | MD-111 | | |

CITROEN

XM (89-00)

| | | | | | | |
|----------------------|---------------|---------------|----------------|----------------|--|--|
| 2100TD Roto | 01/89 → 11/94 | SP-948 | MD-9178 | MD-195 | | |
| 2500TDI BOSCH | 08/93 → 12/00 | SP-953 | MD-9178 | MD-111 | | |
| 2500TDI CAV | 08/93 → 12/00 | SP-953 | MD-9178 | MD-195 | | |
| 3000i 123KW | 01/89 → 07/94 | SP-953 | MD-9178 | SP-2003 | | |
| 3000i 140KW | 04/96 → 12/00 | SP-953 | MD-9178 | SP-2061 | | |
| 3000i 147KW | 05/88 → 12/00 | SP-953 | MD-9178 | SP-2003 | | |

Xsara (97-05)

| | | | | | | |
|-----------------------|---------------|---------------|----------------------------------|---------------|--|--|
| 1400 HDi, 50kW | 02/03 → 08/05 | MD-509 | MD-9756 MD-8486 | FF-064 | MS-6018 MS-6420 MS-6231 | |
|-----------------------|---------------|---------------|----------------------------------|---------------|--|--|

Comments: MD-9756: For dusty environments, MS-6018: With automatic climate control for Right Hand Drive, MS-6420: With air-condition system, MS-6231: With automatic climate control for Left Hand Drive.

| | | | | | | |
|--------------------|---------------|---------------|----------------|----------------|--|--|
| 1400i, 55KW | 10/97 → 08/05 | SP-943 | MD-5070 | SP-2061 | MS-6018 MS-6420 MS-6231 | |
|--------------------|---------------|---------------|----------------|----------------|--|--|

Comments: MS-6018: With automatic climate control for Right Hand Drive, MS-6420: With air condition system, MS-6231: With automatic climate control for Left Hand Drive.

| | | | | | | |
|-------------------|---------------|---------------|----------------|---------------|--|--|
| 1500D 42KW | 10/97 → 10/00 | SP-943 | MD-9488 | SP-831 | MS-6018 MS-6420 MS-6231 | |
|-------------------|---------------|---------------|----------------|---------------|--|--|

Comments: MS-6018: With automatic climate control for Right Hand Drive, MS-6420: With air condition system, MS-6231: With automatic climate control for Left Hand Drive.

| | | | | | | |
|-----------------------|---------------|---------------|----------------|----------------|--|--|
| 1600i 16V,80kW | 10/00 → 08/05 | MD-425 | MD-9476 | SP-2061 | MS-6018 MS-6420 MS-6231 | |
|-----------------------|---------------|---------------|----------------|----------------|--|--|

Comments: MS-6018: With automatic climate control for Right Hand Drive, MS-6420: With air condition system, MS-6231: With automatic climate control for Left Hand Drive.

| | | | | | | |
|-----------------------|---------------|---------------|----------------|----------------|--|--|
| 1600i, 65/66KW | 10/97 → 12/00 | SP-943 | MD-5070 | SP-2061 | MS-6018 MS-6420 MS-6231 | |
|-----------------------|---------------|---------------|----------------|----------------|--|--|

Comments: MS-6018: With automatic climate control for Right Hand Drive, MS-6420: With air condition system, MS-6231: With automatic climate control for Left Hand Drive.

| | | | | | | |
|---------------------|---------------|---------------|----------------|----------------|--|--|
| 1800 66-74KW | 10/97 → 08/05 | SP-943 | MD-9250 | SP-2061 | MS-6018 MS-6420 MS-6231 | |
|---------------------|---------------|---------------|----------------|----------------|--|--|

Comments: MS-6018: With automatic climate control for Right Hand Drive, MS-6420: With air condition system, MS-6231: With automatic climate control for Left Hand Drive.

| | | | | | | |
|-------------------|---------------|---------------|---------------|---------------|--|--|
| 1800D 43KW | 10/97 → 10/00 | SP-943 | MD-572 | MD-069 | MS-6018 MS-6420 MS-6231 | |
|-------------------|---------------|---------------|---------------|---------------|--|--|

Comments: MS-6018: With automatic climate control for Right Hand Drive, MS-6420: With air condition system, MS-6231: With automatic climate control for Left Hand Drive.

| | | | | | | |
|-----------------------|---------------|---------------|----------------|----------------|--|--|
| 1800i 81KW 16V | 10/97 → 09/00 | SP-943 | MD-9486 | SP-2061 | MS-6018 MS-6420 MS-6231 | |
|-----------------------|---------------|---------------|----------------|----------------|--|--|

Comments: MS-6018: With automatic climate control for Right Hand Drive, MS-6420: With air condition system, MS-6231: With automatic climate control for Left Hand Drive.

| | | | | | | |
|--------------------|---------------|---------------|----------------|---------------|--|--|
| 1800TD 66KW | 10/97 → 02/98 | SP-943 | MD-5034 | MD-069 | MS-6018 MS-6420 MS-6231 | |
|--------------------|---------------|---------------|----------------|---------------|--|--|

Comments: MS-6018: With automatic climate control for Right Hand Drive, MS-6420: With air condition system, MS-6231: With automatic climate control for Left Hand Drive.

| | | | | | | |
|--|---------------|---------------|----------------|---------------|--|--|
| | 03/98 → 09/00 | SP-943 | MD-5122 | MD-069 | MS-6018 MS-6420 MS-6231 | |
|--|---------------|---------------|----------------|---------------|--|--|

Comments: MS-6018: With automatic climate control for Right Hand Drive, MS-6420: With air condition system, MS-6231: With automatic climate control for Left Hand Drive.

| | | | | | | |
|-------------------|---------------|---------------|---------------|---------------|--|--|
| 1900D 50KW | 04/96 → 09/00 | SP-943 | MD-572 | MD-069 | MS-6018 MS-6420 MS-6231 | |
|-------------------|---------------|---------------|---------------|---------------|--|--|

Comments: MS-6018: With automatic climate control for Right Hand Drive, MS-6420: With air condition system, MS-6231: With automatic climate control for Left Hand Drive.

CITROEN

Xsara (97-05)

| | | | | | |
|---|---------------|---------------|----------------|----------------|--|
| 1900D 55KW | 01/98 → 09/00 | SP-943 | MD-572 | MD-069 | MS-6018 MS-6420 MS-6231 |
| Comments: MS-6018: With automatic climate control for Right Hand Drive, MS-6420: With air condition system, MS-6231: With automatic climate control for Left Hand Drive. | | | | | |
| 1900D, 51KW | 07/98 → 10/00 | SP-943 | MD-5126 | MD-375 | MS-6018 MS-6420 MS-6231 |
| Comments: MS-6018: With automatic climate control for Right Hand Drive, MS-6420: With air condition system, MS-6231: With automatic climate control for Left Hand Drive. | | | | | |
| 1900TD 66KW | 10/97 → 02/98 | SP-943 | MD-5034 | MD-069 | MS-6018 MS-6420 MS-6231 |
| Comments: MS-6018: With automatic climate control for Right Hand Drive, MS-6420: With air condition system, MS-6231: With automatic climate control for Left Hand Drive. | | | | | |
| | 03/98 → 09/00 | SP-943 | MD-5122 | MD-069 | MS-6018 MS-6420 MS-6231 |
| Comments: MS-6018: With automatic climate control for Right Hand Drive, MS-6420: With air condition system, MS-6231: With automatic climate control for Left Hand Drive. | | | | | |
| 2000 HDi 110, 801kW | 06/01 → 08/05 | SP-943 | MD-9736 | MD-393 | MS-6018 MS-6420 MS-6231 |
| Comments: MS-6018: With automatic climate control for Right Hand Drive, MS-6420: With air condition system, MS-6231: With automatic climate control for Left Hand Drive. | | | | | |
| 2000 HDi 80KW (Bosch Inj.) | 02/99 → 08/05 | SP-943 | MD-9510 | MD-393 | MS-6018 MS-6420 MS-6231 |
| Comments: MS-6018: With automatic climate control for Right Hand Drive, MS-6420: With air condition system, MS-6231: With automatic climate control for Left Hand Drive. | | | | | |
| 2000 HDi 80KW (Siemens Inj.) | 06/01 → 08/05 | SP-943 | MD-9088 | MD-493 | MS-6018 MS-6420 MS-6231 |
| Comments: MD-493: Siemens injection system, MS-6018: With automatic climate control for Right Hand Drive, MS-6420: With air condition system, MS-6231: With automatic climate control for Left Hand Drive. | | | | | |
| 2000 HDi 90, 66kW | 02/99 → 10/00 | SP-943 | MD-9510 | MD-393 | MS-6018 MS-6420 MS-6231 |
| Comments: MS-6018: With automatic climate control for Right Hand Drive, MS-6420: With air condition system, MS-6231: With automatic climate control for Left Hand Drive. | | | | | |
| | 02/99 → 10/00 | SP-943 | MD-9774 | MD-393 | MS-6018 MS-6420 MS-6231 |
| Comments: MD-9510: Use in dusty environment, MS-6018: With automatic climate control for Right Hand Drive, MS-6420: With air condition system, MS-6231: With automatic climate control for Left Hand Drive. | | | | | |
| | 02/99 → 08/00 | SP-943 | MD-9774 | MD-393 | MS-6018 MS-6420 MS-6231 |
| Comments: MD-9510: Use in dusty environment, MS-6018: With automatic climate control for Right Hand Drive, MS-6420: With air condition system, MS-6231: With automatic climate control for Left Hand Drive. | | | | | |
| 2000 HDi, 66KW | 03/99 → 08/05 | SP-943 | MD-9088 | MD-393 | MS-6018 MS-6420 MS-6231 |
| Comments: MS-6018: With automatic climate control for Right Hand Drive, MS-6420: With air condition system, MS-6231: With automatic climate control for Left Hand Drive. | | | | | |
| 2000i 16V Coupe | 10/00 → 05/05 | SP-943 | MD-9486 | SP-2061 | MS-6018 MS-6420 MS-6231 |
| Comments: MS-6018: With automatic climate control for Right Hand Drive, MS-6420: With air condition system, MS-6231: With automatic climate control for Left Hand Drive. | | | | | |

CITROEN

Xsara (97-05)

| | | | | | |
|------------------|---------------|--------|---------|---------|-------------------------------|
| 2000i 16V, 100KW | 10/00 → 08/05 | SP-943 | MD-5126 | SP-2061 | MS-6018 MS-6420 MS-6231 |
|------------------|---------------|--------|---------|---------|-------------------------------|

Comments: MS-6018: With automatic climate control for Right Hand Drive, MS-6420: With air condition system, MS-6231: With automatic climate control for Left Hand Drive.

| | | | | | |
|--|---------------|--------|---------|---------|-------------------------------|
| | 10/00 → 08/05 | SP-943 | MD-5126 | SP-2061 | MS-6018 MS-6420 MS-6231 |
|--|---------------|--------|---------|---------|-------------------------------|

Comments: MS-6018: With automatic climate control for Right Hand Drive, MS-6420: With air condition system, MS-6231: With automatic climate control for Left Hand Drive.

| | | | | | |
|------------------|---------------|--------|---------|---------|-------------------------------|
| 2000i 16V, 120KW | 10/97 → 09/99 | SP-943 | MD-5034 | SP-2061 | MS-6018 MS-6420 MS-6231 |
|------------------|---------------|--------|---------|---------|-------------------------------|

Comments: MS-6018: With automatic climate control for Right Hand Drive, MS-6420: With air condition system, MS-6231: With automatic climate control for Left Hand Drive.

Xsara Picasso (99-10)

| | | | | | |
|-----------------------------|---------------|--------|--------------------|---------|---------|
| 1600Hdi 110, DV6TED4, 80 KW | 03/04 → 04/10 | MD-509 | MD-8038 | FF-064 | MS-6223 |
| 1600Hdi 90, DV6ATED4, 66 KW | 09/05 → 04/10 | MD-509 | MD-8038 | FF-064 | MS-6223 |
| 1600i 16V, TU5JP4, 80 KW | 09/05 → 04/10 | MD-525 | MD-8328 | SP-2061 | MS-6223 |
| 1600i, 66 KW | 01/00 → 06/00 | SP-943 | MD-9476 | SP-2061 | MS-6223 |
| 1600i, 66KW | 07/00 → 09/05 | MD-425 | MD-9476 | SP-2061 | MS-6223 |
| 1600i, TU5JP, 66 KW | 07/00 → 06/04 | MD-425 | MD-9476 | SP-2061 | MS-6223 |
| 1600i, TU5JP, 70 KW | 09/00 → 04/10 | MD-425 | MD-9476 | SP-2061 | MS-6223 |
| 1800i 16V, XU7JP4, 85kW | 12/99 → 09/05 | SP-943 | MD-5126 | SP-2061 | MS-6223 |
| 2000 HDi, DW10ATED, 88kW | 12/99 → 09/05 | SP-943 | MD-9736 | MD-393 | MS-6223 |
| 2000 HDi, DW10ATD, 66kW | 02/99 → 09/05 | SP-943 | MD-9736 MD-9510 | MD-393 | MS-6223 |

Comments: MD-9510: Use in dusty environments.

| | | | | | |
|--------------------------|---------------|--------|--------|--------|---------|
| 2000 HDi, DW10ATD, 80 KW | 01/01 → 09/05 | SP-943 | MD-690 | MD-493 | MS-6223 |
|--------------------------|---------------|--------|--------|--------|---------|

Comments: Siemens Injection System

| | | | | | |
|-----------------------------|---------------|--------|---------|---------|---------|
| 2000i 16V, RFN EW10, 100 KW | 02/03 → 04/10 | SP-943 | MD-5126 | SP-2061 | MS-6223 |
|-----------------------------|---------------|--------|---------|---------|---------|

ZX (91-98)

| | | | | | |
|----------------------|---------------|--------|---------|---------|--|
| 1100i, HDZ | 01/91 → 06/97 | SP-943 | MD-5002 | FF-009 | |
| 1100i, KDX | 07/90 → 10/97 | SP-943 | MD-5070 | FF-009 | |
| 1400i, TU3M | 07/90 → 06/96 | SP-943 | MD-5070 | SP-2024 | |
| 1600i, BFZ | 07/96 → 10/97 | SP-943 | MD-5072 | SP-2061 | |
| 1800i LfZ, 74KW | 06/92 → 06/96 | SP-943 | MD-9250 | SP-2024 | |
| 1800i, LFY, 81KW | 07/96 → 10/97 | SP-943 | MD-9250 | SP-2061 | |
| 1900D, 47-51KW | 01/91 → 10/97 | SP-943 | MD-572 | MD-069 | |
| 1900i, 88KW | 01/91 → 06/96 | SP-943 | MD-5034 | SP-2024 | |
| | 07/96 → 10/97 | SP-943 | MD-5034 | SP-2061 | |
| 1900TD, 66KW | 01/91 → 10/97 | SP-943 | MD-5034 | MD-069 | |
| 2000i 16V, 110/112KW | 06/92 → 06/96 | SP-943 | MD-5034 | SP-2024 | |
| 2000i 16V, 110/120KW | 07/96 → 10/97 | SP-943 | MD-5034 | SP-2061 | |
| 2000i 8V, 89KW | 07/92 → 06/96 | SP-943 | MD-9250 | SP-2024 | |
| | 07/96 → 10/97 | SP-943 | MD-9250 | SP-2061 | |

DACIA (RENAULT)

1000 Series 72-06

| | | | | | |
|-----------------------------|---------------|--------|--------|--------|--|
| 1210, 1.2 | 01/75 → 05/90 | SP-806 | MD-076 | FF-009 | |
| 1300, 40kW | 12/72 → 04/82 | SP-806 | MD-076 | FF-009 | |
| 1304, 1.6 Pick-Up, 53kW | 03/82 → 12/04 | SP-806 | MD-076 | FF-009 | |
| 1304, F8Q, 45kW | 01/86 → 12/06 | SP-985 | | MD-093 | |
| 1305, 1.6, 53kW | 01/89 → 12/04 | SP-985 | SP-806 | | |
| 1305, 1.9 Diesel, F8Q, 45kW | 01/92 → 12/06 | SP-943 | | MD-093 | |
| 1307, 1.6, 53kW | 01/92 → 12/04 | SP-806 | MD-076 | | |
| 1307, 1.9 Diesel, F8Q, 45kW | 01/99 → 12/06 | SP-985 | | MD-093 | |
| 1310, 1.3, 40kW | 05/82 → 12/94 | SP-806 | MD-076 | FF-009 | |
| 1310, 1.4, 45kW | 03/77 → 12/00 | SP-806 | MD-076 | | |
| 1310, 1.4i, 45kW | 06/00 → 12/06 | SP-806 | | FF-032 | |
| 1310, 1.6, 53kW | 01/93 → 12/00 | SP-806 | MD-076 | | |

DACIA (RENAULT)

1000 Series 72-06

| | | | | | | |
|------------------|---------------|--------|--------|--------|--|--|
| 1310, 1.6i, 53kW | 06/00 → 12/06 | | | FF-032 | | |
| 1325, 1.4, 45kW | 01/89 → 12/96 | SP-806 | MD-076 | FF-009 | | |
| 1410, 1.4 | 05/82 → 12/96 | SP-806 | MD-076 | FF-009 | | |

Denem 81-84

| | | | | | | |
|------|---------------|--------|--------|--------|--|--|
| 1300 | 08/81 → 09/84 | SP-898 | MD-076 | FF-009 | | |
|------|---------------|--------|--------|--------|--|--|

Dokker (12-)

| | | | | | | |
|-----------------------------------|---------|---------|--|--|--|--|
| 1200 TCe, H5F, 85 KW | 07/12 → | | | | | |
| 1500 dCi, K9K, 55 KW | 07/12 → | | | | | |
| 1500 dCi, K9K, 66 KW | 07/12 → | | | | | |
| 1600 MPI 85 (K67,F67), K7M, 61 KW | 07/12 → | SP-1039 | | | | |

Duster I 84-93

| | | | | | | |
|-------------|---------------|--------|---------|--------|--|--|
| 1400, 46kW | 11/84 → 09/93 | SP-806 | MD-390 | | | |
| 1600D BOSCH | 01/84 → 09/93 | SP-952 | MD-9406 | SP-966 | | |
| 1600D CAV | 11/84 → 09/93 | SP-952 | MD-9406 | MD-093 | | |

Duster II (10-)

| | | | | | | |
|---------------------------------|---------|---------|---------|---------|---------|--|
| 1500 dCi, 63 KW | 04/10 → | SP-1321 | MD-9778 | SP-1372 | MS-6283 | |
| 1500 dCi, 79 KW | 04/10 → | SP-1321 | | SP-1372 | MS-6283 | |
| 1500 dCi, 81 KW | 04/10 → | SP-1321 | | SP-1372 | MS-6283 | |
| 1500 dCi, K9K894, 66 KW | 10/10 → | SP-1321 | | SP-1372 | MS-6283 | |
| 1600 16V, LPG K4M616, 74 KW | 04/11 → | SP-1039 | MD-9492 | | MS-6283 | |
| 1600i 16V, K4M606 K4M690, 77 KW | 04/10 → | SP-1039 | MD-9492 | | MS-6283 | |
| 2000 16V, F4R770M, 95 KW | 04/10 → | SP-1039 | MD-9492 | | MS-6283 | |

Lodgy (12-)

| | | | | | | |
|--------------------|---------|---------|--|---------|--|--|
| 1500 dCi, 79 KW | 03/12 → | SP-1321 | | SP-1372 | | |
| 1600 MPI 85, 61 KW | 03/12 → | SP-946 | | | | |

Logan (04-)

| | | | | | | |
|-------------------------------------|---------------|---------|---------|---------|---------|--|
| 1200 16V, DAF 732, 55 KW | 02/06 → | SP-1306 | MD-8222 | SP-2061 | | |
| | 10/09 → | SP-1306 | MD-8222 | SP-2061 | MS-6283 | |
| 1400 Bifuel, K7J714, K7J 710, 55 KW | 02/06 → | SP-946 | MD-8076 | SP-2061 | | |
| | 10/09 → | SP-946 | MD-8076 | SP-2061 | MS-6283 | |
| 1400i, K7J 710, 55 KW | 09/04 → | SP-946 | MD-8076 | SP-2061 | | |
| | 10/09 → | SP-946 | MD-8076 | SP-2061 | MS-6283 | |
| 1500 dCi, K9K 790/792, 50 KW | 03/05 → 09/09 | SP-946 | MD-9778 | SP-1326 | | |

Comments: SP-1326: With water-sensor connection filtration system MAHLE, SP-1328: Without water sensor connection filtration system MAHLE.

| | | | | | | |
|--|---------|--------|---------|---------|---------|--|
| | 10/09 → | SP-946 | MD-9778 | SP-1326 | MS-6283 | |
| | | | | SP-1328 | | |

Comments: SP-1326: With water-sensor connection filtration system MAHLE, SP-1328: Without water sensor connection filtration system MAHLE.

| | | | | | | |
|--------------------------|---------|--------|--|---------|--|--|
| 1500 dCi, K9K 796, 63 KW | 09/07 → | SP-946 | | SP-1372 | | |
|--------------------------|---------|--------|--|---------|--|--|

Comments: SP-1372: With water drain plug (Delphi system)

| | | | | | | |
|--|---------|--------|--|---------|---------|--|
| | 09/09 → | SP-946 | | SP-1372 | MS-6283 | |
|--|---------|--------|--|---------|---------|--|

Comments: SP-1372: With water drain plug (Delphi system)

| | | | | | | |
|--------------------------|---------|---------|--|---------|---------|--|
| 1500 dCi, K9K 892, 55 KW | 10/10 → | SP-1321 | | | MS-6283 | |
| 1500 dCi, K9K 892, 65 KW | 10/10 → | SP-946 | | SP-1372 | MS-6283 | |

Comments: SP-1372: With water drain plug (Delphi system)

| | | | | | | |
|---------------------------------|---------|--------|---------|---------|---------|--|
| 1600 16v, K4M696, K4M690, 77 KW | 02/06 → | SP-946 | MD-9492 | SP-2061 | | |
| | 10/09 → | SP-946 | MD-9492 | SP-2061 | MS-6283 | |

| | | | | | | |
|----------------------------|---------|--------|---------|---------|---------|--|
| 1600 Bifuel, 62 KW | 05/10 → | SP-946 | MD-8076 | | MS-6283 | |
| 1600 MPI 85, K7M800, 62 KW | 05/10 → | SP-946 | MD-8076 | SP-2061 | MS-6283 | |

| | | | | | | |
|-----------------------|---------|--------|---------|---------|---------|--|
| 1600i, K7M 710, 64 KW | 09/04 → | SP-946 | MD-8076 | SP-2061 | | |
| | 10/09 → | SP-946 | MD-8076 | SP-2061 | MS-6283 | |

Logan Combi (07-)

| | | | | | | |
|----------------------|---------|--------|---------|---------|---------|--|
| 1400, K7J 710, 55 KW | 02/07 → | SP-946 | | SP-2061 | | |
| | 10/11 → | SP-946 | MD-8076 | SP-2061 | MS-6283 | |

| | | | | | | |
|--|---------|--------|--|---------|---------|--|
| | 09/09 → | SP-946 | | SP-2061 | MS-6283 | |
|--|---------|--------|--|---------|---------|--|

| | | | | | | |
|--------------------------|---------|--------|---------|---------|--|--|
| 1500 dCi, K9K 792, 50 KW | 02/07 → | SP-946 | MD-9778 | SP-1372 | | |
|--------------------------|---------|--------|---------|---------|--|--|

Comments: SP-1372: With water drain plug (Delphi system)

| | | | | | | |
|--|---------|--------|---------|---------|---------|--|
| | 09/09 → | SP-946 | MD-9778 | SP-1372 | MS-6283 | |
|--|---------|--------|---------|---------|---------|--|

Comments: SP-1372: With water drain plug (Delphi system)

DACIA (RENAULT)

Logan Combi (07-)

| | | | | | | |
|--|---------|--------|---------|---------|---------|--|
| 1500 dCi, K9K 796, 63 KW Comments: SP-1372: With water drain plug (Delphi system) | 09/07 → | SP-946 | MD-9778 | SP-1372 | | |
| | 09/09 → | SP-946 | MD-9778 | SP-1372 | MS-6283 | |
| 1500 dCi, K9K 892, 55 KW Comments: SP-1372: With water drain plug (Delphi system) | 05/10 → | SP-946 | MD-9778 | SP-1372 | MS-6283 | |
| 1500 dCi, K9K 892, 65 KW Comments: SP-1372: With water drain plug (Delphi system) | 05/10 → | SP-946 | MD-9778 | SP-1372 | MS-6283 | |
| 1600 16v, K4M 696, K7M 690, K4M 690, 77 KW | 02/07 → | SP-946 | MD-9492 | SP-2061 | | |
| | 09/09 → | SP-946 | MD-9492 | SP-2061 | MS-6283 | |
| 1600 Flexifuel, K4M 694 K4M 690, 77 KW | 11/09 → | SP-946 | MD-9492 | | MS-6283 | |
| 1600 LPG, K7M 710, 64 KW | 11/08 → | SP-946 | | | | |
| | 10/11 → | SP-946 | MD-8076 | | MS-6283 | |
| | 09/09 → | SP-946 | | | MS-6283 | |
| 1600 MPI 85, K7M 800, 62 KW | 05/10 → | SP-946 | | SP-2061 | MS-6283 | |
| | 10/11 → | SP-946 | MD-8076 | SP-2061 | MS-6283 | |
| 1600, K7M 710, 64 KW | 02/07 → | SP-946 | | SP-2061 | | |
| | 09/09 → | SP-946 | | SP-2061 | MS-6283 | |
| | 10/11 → | SP-946 | MD-8076 | SP-2061 | MS-6283 | |

Logan Express (09-)

| | | | | | | |
|--|---------|--------|---------|---------|---------|--|
| 1400, K7J 710, 55 KW | 03/09 → | SP-946 | | SP-2061 | | |
| | 10/11 → | SP-946 | MD-8076 | SP-2061 | | |
| | 09/09 → | SP-946 | | SP-2061 | MS-6283 | |
| 1500 dCi, K9K 792, 50 KW Comments: SP-1372: With water drain plug (Delphi system) | 03/09 → | SP-946 | MD-9778 | SP-1372 | | |
| | 09/09 → | SP-946 | MD-9778 | SP-1372 | MS-6283 | |
| 1500 dCi, K9K 796, 63 KW Comments: SP-1372: With water drain plug (Delphi system) | 03/09 → | SP-946 | MD-9778 | SP-1372 | | |
| | 09/09 → | SP-946 | MD-9778 | SP-1372 | MS-6283 | |
| 1500 dCi, K9K 892, 55 KW Comments: SP-1372: With water drain plug (Delphi system) | 05/10 → | SP-946 | MD-9778 | SP-1372 | MS-6283 | |
| 1500 dCi, K9K 892, 65 KW Comments: SP-1372: With water drain plug (Delphi system) | 05/10 → | SP-946 | MD-9778 | SP-1372 | MS-6283 | |
| 1600 Bifuel, 62 KW | 09/09 → | SP-946 | | | MS-6283 | |
| | 10/11 → | SP-946 | MD-8076 | | MS-6283 | |
| 1600 MPI 85, K7M 800, 62 KW | 05/10 → | SP-946 | | SP-2061 | MS-6283 | |
| | 10/11 → | SP-946 | MD-8076 | SP-2061 | MS-6283 | |
| 1600, K7M 710, 64 KW | 03/09 → | SP-946 | | SP-2061 | | |
| | 10/11 → | SP-946 | MD-8076 | SP-2061 | | |
| | 09/09 → | SP-946 | | SP-2061 | MS-6283 | |

Logan II (13-)

| | | | | | | |
|-----------------------------|---------|---------|---------|--|--|--|
| 1200 16V LPG, D4F734, 53 KW | 05/13 → | SP-1306 | MD-8222 | | | |
| 1200 16V, D4F732, 55 KW | 05/13 → | SP-1306 | MD-8222 | | | |
| 1500 dCi 90, K9K, 66 KW | 05/13 → | | | | | |
| 1600, K7M, 61 KW | 05/13 → | SP-1039 | | | | |
| 900 TCe, H4B, 66 KW | 05/13 → | | | | | |

Logan Pick-Up (08-)

| | | | | | | |
|--|---------|--------|---------|---------|---------|--|
| 1400, K7J 710, 55 KW | 01/09 → | SP-946 | | SP-2061 | | |
| | 09/09 → | SP-946 | | SP-2061 | MS-6283 | |
| | 10/11 → | SP-946 | MD-8076 | SP-2061 | MS-6283 | |
| 1500 dCi, K9K 792, 50 KW Comments: SP-1372: With water drain plug (Delphi system) | 03/08 → | SP-946 | MD-9778 | SP-1372 | | |
| | 09/09 → | SP-946 | MD-9778 | SP-1372 | MS-6283 | |
| 1500 dCi, K9K 796, 63 KW Comments: SP-1372: With water drain plug (Delphi system) | 03/08 → | SP-946 | MD-9778 | SP-1372 | | |
| | 09/09 → | SP-946 | MD-9778 | SP-1372 | MS-6283 | |
| 1500 dCi, K9K 892, 55 KW Comments: SP-1372: With water drain plug (Delphi system) | 05/10 → | SP-946 | MD-9778 | SP-1372 | MS-6283 | |

DACIA (RENAULT)

Logan Pick-Up (08-)

| | | | | | | |
|--|-------------------------------|--------|---------|---------|---------|--|
| 1500 dCi, K9K 892, 65 KW Comments: SP-1372: With water drain plug (Delphi system) | 05/10 → | SP-946 | MD-9778 | SP-1372 | MS-6283 | |
| 1600 Bifuel, 62KW | 05/10 → 10/11 → | SP-946 | MD-8076 | | MS-6283 | |
| 1600 MPI 85, K7M 800, 62 KW | 05/10 → 10/11 → | SP-946 | MD-8076 | SP-2061 | MS-6283 | |
| 1600, K7M 710, 64 KW | 03/08 → 09/09 → 10/11 → | SP-946 | | SP-2061 | MS-6283 | |
| | | SP-946 | MD-8076 | SP-2061 | MS-6283 | |

Nova/Super Nova 96-03

| | | | | | | |
|-------------------|---------------|---------|---------|---------|--|--|
| 1400i, E7J, 55KW | 06/00 → 09/03 | SP-1039 | MD-8076 | SP-2061 | | |
| 1400i, R524, 48KW | 02/96 → 09/00 | SP-806 | MD-014 | FF-009 | | |
| 1600i, 53KW | 06/00 → 09/03 | SP-1039 | MD-8076 | SP-2061 | | |
| 1600i, R524, 53KW | 02/96 → 09/00 | SP-806 | MD-014 | FF-009 | | |

PickUp/DoubleCab/DropSide 04-

| | | | | | | |
|-------------------|---------|---------|---------|------------------|--|--|
| 1900 D, F8Q, 45kW | 04/04 → | SP-1039 | MD-9632 | MD-395 MD-377 | | |
|-------------------|---------|---------|---------|------------------|--|--|

Comments: MD-395: BOSCH injection system, MD-377: CAV/Delphi injection system.

Sandero II (13-)

| | | | | | | |
|--------------------------|---------|---------|---------|--|--|--|
| 1200 16V LPG, D4F, 53 KW | 01/13 → | SP-1306 | MD-8222 | | | |
| 1200 16V, D4F, 55 KW | 01/13 → | SP-1306 | MD-8222 | | | |
| 1500 dCi, K9K, 66 KW | 01/13 → | | | | | |
| 1600, K7M, 61 KW | 01/13 → | SP-1039 | | | | |
| 900 TCe, H4B, 66 KW | 01/13 → | | | | | |

Sandero/Sandero Stepway 08-

| | | | | | | |
|------------------------------|---------|---------|---------|--------------------|---------|--|
| 1200i 16V, D4F, 55 KW | 01/09 → | SP-1306 | MD-8222 | SP-2061 | MS-6283 | |
| 1400 MPI, K7J710, 55 KW | 05/08 → | SP-1039 | MD-8076 | SP-2061 | MS-6283 | |
| 1500 dCi, K9K 790/792, 50 KW | 01/09 → | SP-1039 | MD-9778 | SP-1326 SP-1328 | MS-6283 | |

Comments: SP-1326: With water-sensor connection filtration system MAHLE, SP-1328: Without water-sensor connection filtration system MAHLE.

| | | | | | | |
|--------------------------|---------|---------|---------|--------------------|---------|--|
| 1500 dCi, K9K 796, 63 KW | 01/09 → | SP-1321 | MD-9778 | SP-1326 SP-1328 | MS-6283 | |
|--------------------------|---------|---------|---------|--------------------|---------|--|

Comments: SP-1326: With water-sensor connection filtration system MAHLE, SP-1328: Without water-sensor connection filtration system MAHLE.

| | | | | | | |
|---|---------|---------|---------|---------|---------|--|
| 1500 dCi, K9K 892, 55 KW Comments: SP-1372: With water drain plug (Delphi system). | 10/10 → | SP-1321 | | SP-1372 | MS-6283 | |
| 1500 dCi, K9K 892, 65 KW Comments: SP-1372: With water drain plug (Delphi system). | 10/10 → | SP-1321 | | SP-1372 | MS-6283 | |
| 1600 MPI, K7M 710, 64 KW | 05/08 → | SP-1039 | MD-8076 | SP-2061 | MS-6283 | |
| 1600 MPI, K7M 800/718, 62 KW | 10/10 → | SP-1039 | MD-8076 | SP-2061 | MS-6283 | |

Solenza 03-05

| | | | | | | |
|--------------------|---------------|---------|---------|---------|--|--|
| 1400i, EJ7, 55 KW | 06/03 → 05/05 | SP-1039 | MD-8076 | SP-2061 | | |
| 1900 D, F8Q, 45 KW | 06/03 → 05/05 | SP-1039 | MD-9632 | MD-395 | | |








DAEWOO (CHEVROLET)

Aveo I (05-)

| | | | | | | |
|--------------------|---------|---------|---------|---------|---------|--|
| 1200, 53 KW | 02/06 → | SP-1008 | MD-8010 | SP-2170 | MS-6320 | |
| 1200, 62 KW | 04/08 → | SP-1367 | MD-8010 | SP-2170 | MS-6320 | |
| 1400 16V, 74 KW | 04/08 → | MD-619 | MD-8010 | SP-2170 | MS-6320 | |
| 1500, F15S3, 62 KW | 01/05 → | SP-935 | MD-8010 | SP-2170 | MS-6320 | |

Aveo II (11-)

| | | | | | | |
|----------------------|---------|--------|--|--|---------------------|--|
| 1200 LDC, 63 KW | 03/11 → | | | | MS-6398 MS-6398C | |
| 1200 LWD, 51 KW | 03/11 → | | | | MS-6398 MS-6398C | |
| 1300 D (T300), 55 KW | 07/11 → | MD-637 | | | MS-6398 MS-6398C | |
| 1300 D (T300), 70 KW | 07/11 → | MD-637 | | | MS-6398 MS-6398C | |
| 1400 LDD, 74 KW | 03/11 → | | | | MS-6398 MS-6398C | |

|  |  |  OIL |  AIR |  FUEL |  CABIN |  OTHER |
|---|--|--|--|---|--|--|
| DAEWOO (CHEVROLET) | | | | | | |
| Aveo II (11-) | | | | | | |
| 1600 LDE, 85 KW | 03/11 → | MD-619 | | | MS-6398 MS-6398C | |
| Brougham I (91-95) | | | | | | |
| 2000 LPG, Holden C20LE | 09/91 → 12/95 | SP-935 | | | | |
| 2000i, Holden C20LE, 85 KW | 09/91 → 12/95 | SP-935 | | SP-2024 | | |
| Brougham II (96-) | | | | | | |
| 2000i DOHC, 106 KW | 01/96 → | SP-935 | | | | |
| 2000i SOHC, 85 KW | 01/96 → | SP-935 | | | | |
| 2200i DOHC, 110 KW | 01/96 → | SP-935 | | | | |
| Captiva I (06-) | | | | | | |
| 2000 CDTI, Z20DM, 93 KW | 11/06 → | MD-641 | MD-8310 | MD-577 | MS-6371 | |
| 2000 CDTI, Z20DMH, 110 KW | 09/06 → | MD-641 | MD-8310 | MD-577 | MS-6371 | |
| 2400, Z24XE, 100 KW | 09/06 → 03/11 | SP-935 | MD-8310 | | MS-6371 | |
| 3200 V6, Z32SE, 167 KW | 09/06 → | | MD-8310 | | MS-6371 | |
| Captiva II (11-) | | | | | | |
| 2200 CDTI, A22DM, 135 KW | 03/11 → | | MD-8310 | | MS-6371 | |
| 2200 CDTI, LNQ, 120 KW | 03/11 → | | MD-8310 | | MS-6371 | |
| 2400, LES, 123 KW | 03/11 → | | MD-8310 | | MS-6371 | |
| 3000 V6, LF1, 190 KW | 03/11 → | | MD-8310 | | MS-6371 | |
| Cielo (94-) | | | | | | |
| 1500i SOCH, GM G15MF, 57 KW | 08/94 → | SP-935 | MD-9052 | SP-2083 | | |
| Cruze (09-) | | | | | | |
| 1400, 103 KW | 08/12 → | MD-619 | MD-8538 | | MS-6398 MS-6398C | |
| 1600, 83 KW | 03/09 → | SP-935 | MD-8530 | | MS-6398 MS-6398C | |
| 1600, 91 KW | 01/11 → 01/00 | MD-619 | MD-8308 | | MS-6398 MS-6398C | |
| 1700 CDTi, 96 KW | 02/12 → | MD-655 | MD-8538 | MD-653 | MS-6398 MS-6398C | |
| 1800, 104 KW | 03/09 → | MD-619 | MD-8530 | | MS-6398 MS-6398C | |
| 2000 CDi, 120 KW | 01/11 → | MD-641 | MD-8538 | MD-653 | MS-6398 MS-6398C | |
| 2000 CDi, 92 KW | 05/09 → | MD-641 | MD-8538 | MD-653 | MS-6398 MS-6398C | |
| 2000 Turbodiesel, 110 KW | 03/09 → | MD-641 | MD-8538 | MD-653 | MS-6398 MS-6398C | |
| Epica (06-) | | | | | | |
| 2000i 24V, 105 KW | 06/06 → | | MD-8390 | SP-2060 | MS-6408 | |
| 2000 VDCI Diesel, 110 KW | 02/07 → | MD-641 | | MD-577 | MS-6408 | |
| 2500i 24V, 115 KW | 06/06 → | | MD-8390 | SP-2060 | MS-6408 | |
| Espero (91-99) | | | | | | |
| 1500i 16v, 65 KW | 10/93 → 09/94 | SP-935 | MD-9052 | SP-2083 | | |
| 1500i 16v, A15MF, 66 KW | 10/93 → 09/94 | SP-935 | MD-9052 | SP-2083 | | |
| 1500i, 55 KW | 10/97 → 09/99 | SP-935 | MD-9052 | SP-2083 | | |
| 1800i, C18LE, 66 KW | 02/95 → 09/99 | SP-935 | MD-9052 | SP-2083 | | |
| 1800i, C18LE, 70 KW | 02/95 → 06/99 | SP-935 | MD-9052 | SP-2083 | | |
| 2000, 74 KW | 10/91 → 09/93 | SP-935 | MD-9052 | SP-2083 | | |
| 2000, 81 KW | 10/93 → 09/94 | SP-935 | MD-9052 | SP-2083 | | |
| 2000i, 77 KW | 02/95 → 09/99 | SP-935 | MD-9052 | SP-2083 | | |
| Evanda (02-) | | | | | | |
| 2000i 16V, 96 KW | 11/02 → | SP-935 | MD-8390 | SP-2060 | MS-6408 | |
| HHR (08-) | | | | | | |
| 2400 16v, 125 KW | 01/08 → | | | | | |
| Kalos (02-) | | | | | | |
| 1200, B12S1, 53 KW | 03/03 → | SP-1008 | MD-8010 | SP-2060 | MS-6320 | |
| 1400 16V, F14D3, 69 KW | 03/03 → | SP-935 | MD-8010 | SP-2060 | MS-6320 | |

DAEWOO (CHEVROLET)

| Kalos (02-) | | | | | | |
|--|---------------|---------|---------|-------------------|---------------------|--|
| 1400, F14S3, 61 KW | 09/02 → | SP-935 | MD-8010 | SP-2060 | MS-6320 | |
| Korando (98-05) | | | | | | |
| 2000i 16V, KJ E20, 94 KW | 11/98 → 02/01 | MD-341 | | | MS-6356 | |
| 2300i, KJ E23, 105 KW | 01/99 → 02/01 | MD-341 | | | MS-6356 | |
| 2900 D, MB-OM662, 72 KW | 01/99 → 05/05 | MD-249 | MD-9556 | SP-1038 FF-015 | MS-6356 | |
| Comments: FF-015: Prefilter. | | | | | | |
| 2900 TD, MB-0M60129TD, 88 KW | 11/98 → 02/01 | MD-249 | | SP-1038 FF-015 | MS-6356 | |
| Comments: FF-015: Prefilter. | | | | | | |
| 3200 , MB-M104.995, 156 KW | 01/99 → 05/05 | MD-341 | | | MS-6356 | |
| Lacetti (04-) | | | | | | |
| 1400 16V, F14D3, 70 KW | 03/04 → | SP-935 | MD-8124 | SP-2060 | MS-6386 | |
| 1600 16V,F16D3, 80 KW | 03/04 → | SP-935 | MD-8124 | SP-2060 | MS-6386 | |
| 1800 16V, T18SED, 90 KW | 03/04 → | SP-935 | MD-8124 | SP-2060 | MS-6386 | |
| 2000 Diesel, 89 KW | 02/07 → | MD-641 | | MD-577 | MS-6386 | |
| Lanos (97-) | | | | | | |
| 1400i, A 14 SMS, 55 KW | 07/97 → 09/02 | SP-935 | MD-9668 | SP-2060 | | |
| | 10/02 → | SP-935 | MD-9668 | SP-2060 | MS-6114 | |
| Comments: MS-6114: Country of vehicle manufacture Korea. | | | | | | |
| 1500, 73 KW | 10/97 → 06/99 | SP-935 | MD-9668 | SP-2060 | | |
| 1500i, A 15 SMS, 63 KW | 07/97 → 09/02 | SP-935 | MD-9668 | SP-2060 | | |
| | 10/02 → | SP-935 | MD-9668 | SP-2060 | MS-6114 | |
| Comments: MS-6114: Country of vehicle manufacture Korea. | | | | | | |
| 1600i 16V, A 16 DMS, 78 KW | 07/96 → 09/02 | SP-935 | MD-9668 | SP-2060 | | |
| | 10/02 → | SP-935 | MD-9668 | SP-2060 | MS-6114 | |
| Comments: MS-6114: Country of vehicle manufacture Korea. | | | | | | |
| Le Mans (94-96) | | | | | | |
| 1500i SOHC, GM G15MF, 66 KW | 04/94 → 10/96 | SP-935 | | | | |
| 1500i, GM G15SF, 55 KW | 04/94 → 10/96 | SP-935 | | | | |
| Leganza (97-) | | | | | | |
| 1800i DOHC, E-TEC18DOHC, 100 KW | 03/97 → | SP-1008 | MD-9672 | SP-2060 | MS-6801 | |
| 1800i SOHC, E-TEC18 SOHC | 03/97 → | SP-935 | MD-9672 | SP-2060 | MS-6801 | |
| 2000i 16v, T20SED, 93 KW | 03/97 → | SP-935 | MD-9672 | SP-2060 | MS-6801 | |
| 2000i 16v, X20SED, 98 KW | 03/97 → 12/02 | SP-935 | MD-9672 | SP-2060 | MS-6801 | |
| 2000i SOHC, E-TEC20 SOHC, 85 KW | 03/97 → | SP-935 | MD-9672 | SP-2060 | MS-6801 | |
| Lublin (97-) | | | | | | |
| 2200, 86KW | 05/98 → 02/02 | SP-935 | | SP-2001 | | |
| 2400 Diesel, 4C90, 52 KW | 04/97 → | SP-802 | | MD-093 | | |
| 2400 Turbodiesel, 4CT90-1, 66 KW | 04/97 → | SP-802 | | MD-093 | | |
| Malibu (12-) | | | | | | |
| 2000 Diesel, 118 KW | 04/12 → | MD-699 | MD-8460 | MD-653 | MS-6398 MS-6398C | |
| 2400, LE9, 123 KW | 03/11 → | | MD-8460 | | MS-6398 MS-6398C | |
| Matiz I (98-05) | | | | | | |
| 1000 (KLYA), 47 KW | 03/03 → 05/05 | SP-1008 | MD-9666 | SP-2060 | | |
| 800 (KLYA), F8CV, 37 KW | 09/98 → 05/05 | SP-1008 | MD-9666 | SP-2060 | | |
| Matiz II (05-) | | | | | | |
| 1000, 47 KW | 03/05 → | SP-1008 | MD-8204 | SP-2060 | MS-6328 | |
| 1000, B10S, 49 KW | 06/05 → | SP-1008 | MD-8204 | SP-2060 | MS-6328 | |
| 800i, F8CV, 38 KW | 06/05 → | SP-1008 | MD-8204 | SP-2134 | MS-6328 | |
| Nexia (95-) | | | | | | |
| 1500i 16v DOHC, A15MF, 66 KW | 03/95 → | SP-935 | MD-9052 | SP-2083 | | |
| 1500i, G15MF, 44 KW | 08/96 → 08/97 | SP-935 | MD-9052 | SP-2083 | | |
| 1500i, G15MF, 52 KW | 02/95 → 08/97 | SP-935 | MD-9052 | SP-2083 | | |
| 1500i, G15MF, 55 KW | 02/95 → 08/97 | SP-935 | MD-9052 | SP-2083 | | |
| 1800i, C18LE, 74 KW | 09/94 → | SP-935 | MD-9052 | SP-2083 | | |
| Nubira I (96-) | | | | | | |

DAEWOO (CHEVROLET)

Nubira I (96-)

| | | | | | | |
|---------------------------|---------------|--------|---------|---------|---------|--|
| 1500i, DOCH (KLAJ), 81 KW | 11/96 → 07/03 | SP-935 | | | MS-6144 | |
| 1500i, SOHC (KLAJ), 81 KW | 11/96 → 07/03 | SP-935 | | | MS-6144 | |
| 1600 16V, F16D3, 80 KW | 07/03 → | SP-935 | MD-8124 | | MS-6386 | |
| 1600i 16V,A6 DMS, 78 KW | 11/96 → 07/03 | SP-935 | MD-9670 | SP-2060 | MS-6144 | |
| 1800 16V, T18SED, 90 KW | 07/03 → | SP-935 | MD-8124 | | MS-6386 | |
| 1800i, DOHC,100 KW | 11/96 → 07/03 | SP-935 | | | MS-6144 | |
| 2000i 16V, X20 SED, 98 KW | 11/96 → 07/03 | SP-935 | MD-9670 | SP-2060 | MS-6144 | |

Nubira II (03-)

| | | | | | | |
|---|---------|--------|---------|---------|---------|--|
| 1400, F14D3, 69 KW | 05/05 → | SP-935 | MD-9670 | SP-2060 | MS-6386 | |
| Comments: MS-6386: With air-condition system. | | | | | | |
| 1600 16v, F16D3, 80 KW | 07/03 → | SP-935 | MD-8124 | SP-2060 | MS-6386 | |
| 1800 16v, T18SED, 90 KW | 07/03 → | SP-935 | MD-8124 | SP-2060 | MS-6386 | |
| 2000 Diesel, 89 KW | 01/07 → | MD-641 | MD-8124 | SP-2060 | MS-6386 | |
| Comments: MD-8124: Partly/or. | | | | | | |

Orlando (11-)

| | | | | | | |
|-------------------------|---------|--------|---------|--------|----------|--|
| 1400 Turbo, LUJ, 103 KW | 10/12 → | MD-619 | MD-8538 | | MS-6398 | |
| | | | | | MS-6398C | |
| 1800, 104 KW | 03/11 → | MD-619 | MD-8530 | | MS-6398 | |
| | | | | | MS-6398C | |
| 2000 Diesel, 120 KW | 03/11 → | | MD-8538 | MD-653 | MS-6398 | |
| | | | | | MS-6398C | |
| 2000 Diesel, 96KW | 03/11 → | | MD-8538 | MD-653 | MS-6398 | |
| | | | | | MS-6398C | |

Prince I

| | | | | | | |
|----------------------------|---------------|--------|--|---------|--|--|
| 1800i, Holden C18 LE,78 KW | 09/92 → 03/96 | SP-935 | | SP-2024 | | |
| 2000i, Holden C20 LE,85 KW | 01/91 → 03/96 | SP-935 | | SP-2024 | | |
| 2000i, LPG, Holden C20 LE | 01/91 → 03/96 | SP-935 | | SP-2024 | | |

Prince II

| | | | | | | |
|---------------------|---------|--------|--|--|--|--|
| 1800i SOHC, 81 KW | 04/96 → | SP-935 | | | | |
| 1800i, DOHC, 101 KW | 04/96 → | SP-935 | | | | |
| 2000i DOHC, 106 KW | 04/96 → | SP-935 | | | | |
| 2000i LPG SOHC, | 04/96 → | SP-935 | | | | |
| 2000i, 85 KW | 04/96 → | SP-935 | | | | |

Rexton

| | | | | | | |
|-----------------------------|---------|--------|--|---------|--|--|
| 2900 TD, MB OM601-29, 88 KW | 04/02 → | MD-249 | | SP-1038 | | |
| 3200 V6, MB M104, 162 KW | 04/02 → | MD-341 | | SP-2003 | | |

Rezzo

| | | | | | | |
|----------------------|---------|--------|---------|---------|--|--|
| 1600i, A16DMS, 77 KW | 09/00 → | SP-935 | MD-8126 | SP-2060 | | |
| 1800i, 66 KW | 09/00 → | SP-935 | MD-8126 | SP-2060 | | |
| 1800i, A18DMS, 72 KW | 09/00 → | SP-935 | MD-8126 | SP-2060 | | |
| 2000i, X20SED, 89 KW | 09/00 → | SP-935 | MD-8126 | SP-2060 | | |

Spark (10-)

| | | | | | | |
|-------------|---------|---------|---------|--|---------|--|
| 1000, 50 KW | 03/10 → | SP-1367 | MD-8520 | | MS-6415 | |
| 1200, 60 KW | 03/10 → | SP-1367 | MD-8520 | | MS-6415 | |

Tacuma

| | | | | | | |
|-----------|---------|--------|---------|---------|---------|--|
| 1600 77KW | 09/00 → | SP-935 | MD-8126 | SP-2060 | MS-6270 | |
| 1800 66KW | 09/00 → | SP-935 | MD-8126 | SP-2060 | MS-6270 | |
| 1800 72KW | 09/00 → | SP-935 | MD-8126 | SP-2060 | MS-6270 | |
| 2000 89KW | 09/00 → | SP-935 | MD-8126 | SP-2060 | MS-6270 | |

Tico (95-00)

| | | | | | | |
|-----------------|---------------|---------|---------|--|--|--|
| 800, F8C, 35 KW | 02/95 → 12/00 | SP-1008 | MD-9374 | | | |
|-----------------|---------------|---------|---------|--|--|--|

TRAX (13-)

| | | | | | | |
|----------------------|---------|--------|--|--|----------|--|
| 1400, A14NET, 100 KW | 08/13 → | MD-619 | | | MS-6398 | |
| | | | | | MS-6398C | |
| 1600, A16XER, 85 KW | 08/13 → | MD-619 | | | MS-6398 | |
| | | | | | MS-6398C | |
| 1700 CDTi, 96 KW | 08/13 → | MD-655 | | | MS-6398 | |
| | | | | | MS-6398C | |

DAEWOO (CHEVROLET)

TRAX (13-)

| | | | | | | |
|----------------------|---------|--------|--|--|---------------------|--|
| 1800, A18XER, 100 KW | 08/13 → | MD-619 | | | MS-6398 MS-6398C | |
|----------------------|---------|--------|--|--|---------------------|--|

Volt (11-)

| | | | | | | |
|---------------------|---------|---------|---------|--|---------------------|--|
| 1400, A14XFL, 63 kW | 10/11 → | SP-1275 | MD-8614 | | MS-6398 MS-6398C | |
|---------------------|---------|---------|---------|--|---------------------|--|

DAIHATSU

Applause

| | | | | | | |
|-----------|---------------|---------|---------|---------|--|--|
| 1600 2WD | 01/89 → 12/93 | SP-1008 | MD-212 | FF-030 | | |
| 1600i 2WD | 03/89 → | SP-1008 | MD-9140 | SP-2033 | | |
| 1600i 4WD | 01/89 → | SP-1008 | MD-9140 | SP-2033 | | |

Bus Wide S65

| | | | | | | |
|----------|---------------|--------|---------|--------|--|--|
| 550 20KW | 01/79 → 12/85 | SP-917 | MD-9082 | FF-004 | | |
|----------|---------------|--------|---------|--------|--|--|

Bus Wide S70

| | | | | | | |
|----------|---------------|--------|---------|--------|--|--|
| 850 29KW | 05/82 → 12/85 | SP-917 | MD-9082 | FF-004 | | |
|----------|---------------|--------|---------|--------|--|--|

Bus Wide S75

| | | | | | | |
|-----------|---------------|--------|---------|--------|--|--|
| 1000 33KW | 12/82 → 12/85 | SP-917 | MD-9082 | FF-004 | | |
|-----------|---------------|--------|---------|--------|--|--|

Charade I (77-)

| | | | | | | |
|---------------|---------------|---------|---------|---------|---------|--|
| G 10/G20 1000 | 01/78 → 09/80 | SP-917 | MD-024 | FF-004 | | |
| | 10/80 → 01/83 | SP-917 | MD-582 | FF-004 | | |
| G 11 1000 | 02/82 → 01/87 | SP-917 | MD-024 | FF-030 | | |
| G 11 1000T | 01/84 → 01/87 | SP-917 | MD-9080 | | | |
| G100 1000 | 02/86 → 03/93 | SP-1008 | MD-114 | FF-030 | | |
| G100 1000 GT | 02/86 → 03/93 | SP-1008 | MD-9140 | SP-2030 | | |
| G100 1000T | 02/86 → 03/93 | SP-1008 | MD-9140 | SP-2030 | | |
| G1000, 43 KW | 01/03 → | SP-1008 | | | MS-6377 | |
| G102 1300 | 01/88 → 03/93 | SP-1008 | MD-9140 | SP-2030 | | |
| G200 1300i | 01/92 → 03/96 | SP-1008 | MD-9140 | SP-2031 | | |
| G200 1300i | 03/96 → | SP-1008 | MD-9140 | SP-2118 | | |
| G200 1500i | 03/96 → | SP-1008 | MD-9140 | SP-2118 | | |
| G201 1500i | 08/93 → 03/96 | SP-1008 | MD-9140 | SP-2031 | | |
| G203 1600 GTI | 03/93 → 03/96 | SP-1008 | MD-9140 | SP-2031 | | |

Charade II (11-)

| | | | | | | |
|------------------------|---------|--|---------|--|---------|--|
| 1330 Dual VVT-C, 73 KW | 05/11 → | | MD-9592 | | MS-6368 | |
|------------------------|---------|--|---------|--|---------|--|

Charmant

| | | | | | | |
|----------|---------------|--------|--------|--------|--|--|
| A35 1300 | 12/81 → 01/84 | SP-894 | MD-344 | FF-004 | | |
| A45 1600 | 12/81 → 01/84 | SP-836 | MD-046 | FF-004 | | |
| A60 1600 | 09/82 → | SP-917 | MD-424 | FF-011 | | |

Copen

| | | | | | | |
|------------------------|---------|---------|---------|--|--|--|
| 1300 16V, K3-VE, 64 Kw | 03/06 → | SP-1008 | MD-8510 | | | |
|------------------------|---------|---------|---------|--|--|--|

Cuore I (L55, L60) (80-85)

| | | | | | | |
|-----------------------|---------------|---------|--------|--------|--|--|
| 500 L55, AB30, 20 KW | 10/80 → 09/85 | SP-1008 | MD-100 | FF-030 | | |
| 600, L60, AD10, 30 KW | 08/82 → 09/85 | SP-1008 | MD-100 | FF-004 | | |

Cuore II (L80, L81) (85-90)

| | | | | | | |
|----------------------|---------------|---------|--------|--|--|--|
| 850 L80, ED10, 29 KW | 11/89 → 12/90 | SP-1008 | MD-018 | | | |
| 850 L80, ED10, 32 KW | 09/85 → 06/90 | SP-1008 | MD-018 | | | |
| 850 L81, ED10, 32 KW | 09/86 → 10/88 | SP-1008 | MD-018 | | | |

Cuore III (L201) (90-94)

| | | | | | | |
|------------------------|---------------|---------|---------|--|--|--|
| 850 L201, ED10K, 30 KW | 10/90 → 12/94 | SP-1008 | MD-5148 | | | |
|------------------------|---------------|---------|---------|--|--|--|

Cuore IV (L5, L501) (95-98)

| | | | | | | |
|-----------------------|---------------|---------|--|--|--|--|
| 850 L501, ED20, 32 KW | 01/95 → 11/96 | SP-1008 | | | | |
| 900 L5, EF-EL, 31 KW | 11/96 → 11/98 | SP-1008 | | | | |








Cuore V (L701) (99-03)

| | | | | | | |
|---------------------------|---------------|---------|---------|--|--|--|
| 1000i, L701, EJ-DE, 41 KW | 02/99 → 06/03 | SP-1008 | MD-9568 | | | |
|---------------------------|---------------|---------|---------|--|--|--|

Cuore VI (03-07)

| | | | | | | |
|------------|---------|---------|---------|---------|---------|--|
| 1000, 43KW | 05/03 → | SP-1008 | MD-8340 | SP-2117 | MS-6377 | |
|------------|---------|---------|---------|---------|---------|--|

Cuore VII (07-)

|  |  |  OIL |  AIR |  FUEL |  CABIN |  OTHER |
|---|--|--|--|---|--|--|
| DAIHATSU | | | | | | |
| Cuore VII (07-) | | | | | | |
| 1000, 1KR-FE, 51 KW | 05/03 → | SP-1008 | MD-8340 | SP-2117 | | |
| Delta | | | | | | |
| 1800D | 04/82 → 08/86 | SP-836 | MD-174 | SP-969 | | |
| 2000D | 04/82 → | SP-836 | MD-174 | SP-969 | | |
| 2000TD | 01/85 → | SP-836 | | SP-969 | | |
| 2500D | 08/77 → | SP-922 | MD-510K | SP-903 | | |
| 2800D | 02/82 → 12/82 | SP-922 | MD-510K | SP-902 | | |
| | 01/84 → | SP-922 | MD-510K | SP-970 | | |
| 3000D | 03/75 → 12/81 | SP-920 | MD-194 | SP-902 | | |
| | 01/83 → | SP-920 | MD-194 | SP-921 | | |
| 3400D | 08/80 → 12/86 | SP-920 | MD-194 | SP-921 | | |
| 3700D | 01/88 → | | MD-194 | SP-921 | | |
| Feroza | | | | | | |
| 1600 | 01/89 → | SP-1008 | MD-9916 | | | |
| 1600i | 01/89 → | SP-1008 | MD-9878 | SP-2031 | | |
| Freeclimber | | | | | | |
| 1600i | 02/93 → | MD-265 | MD-9086 | SP-2023 | | |
| Grand Move (96-) | | | | | | |
| 1500 16V, HE-E, 66 KW | 10/96 → 07/98 | SP-1008 | MD-9140 | SP-2118 | | |
| 1600 16V, HDEP, 67 KW | 05/98 → | SP-1008 | MD-9140 | SP-2118 | | |
| Hijet | | | | | | |
| 0850 29KW | 07/86 → 12/92 | SP-1008 | MD-9156 | FF-004 | | |
| 1000 33KW | 07/86 → 12/92 | SP-917 | MD-9156 | FF-004 | | |
| 1000 33KW 4WD | 07/86 → 12/89 | SP-917 | MD-9156 | | | |
| 1000i 35KW | 11/92 → | SP-1008 | MD-9596 | | | |
| 1200D 19KW | 02/96 → 04/98 | SP-989 | MD-9336 | SP-966 | | |
| 1200D 26KW | 04/94 → 04/98 | | MD-9336 | | | |
| 1300i 16V 48KW | 01/98 → | SP-1008 | MD-9566 | | | |
| 660 (S200P) | 03/94 → 05/98 | SP-1008 | MD-5240 | | | |
| S85 1000 | 01/92 → | SP-1008 | MD-9156 | | | |
| Materia (07-) | | | | | | |
| 1300 16V, K3-VE, 67 KW | 02/07 → | MD-581 | MD-8240 | | MS-6377 | |
| 1500 16V, 3SZ-VE, 76 KW | 02/07 → | MD-581 | MD-8240 | | MS-6377 | |
| Move (96-) | | | | | | |
| 1000, EJDE, 41 KW | 05/99 → | SP-1008 | | | | |
| 800, 31 KW | 10/96 → | SP-1008 | | | | |
| Rocky | | | | | | |
| 2000/2000i F80/F85 | 01/84 → 04/92 | SP-894 | MD-188 | | | |
| 2800D F70/F75 | 01/84 → 04/92 | SP-922 | MD-510K | SP-970 | | |
| 2800D F70/F75/F77 54KW | 04/92 → | SP-937 | MD-510K | SP-903 | | |
| 2800TD F73/F78 75KW | 04/92 → | SP-937 | MD-510K | SP-903 | | |
| 2800TD F75 67KW | 04/84 → 04/92 | SP-922 | MD-510K | SP-970 | | |
| 2800TD F98 75KW | 04/92 → | SP-836 | MD-188 | SP-903 | | |
| 2800TDI F70 Intercooler 70-75KW | 01/91 → | SP-937 | MD-510K | SP-970 | | |
| Rush | | | | | | |
| 1500 | 01/07 → | SP-1008 | MD-8372 | | | |
| Sirion I (98-05) | | | | | | |
| 1000i, EJ-DE, 41 KW | 06/98 → 09/00 | SP-1008 | MD-9568 | | | |
| 1000i, EJ-VE, 43 KW | 08/00 → 01/05 | SP-1008 | MD-9568 | | | |
| 1300i, Sport KE-VE2, 75 KW | 07/00 → 01/05 | SP-1008 | MD-9568 | | | |
| Sirion II (05-) | | | | | | |
| 1000, 1KR-FE, 51 KW | 01/05 → | MD-581 | MD-9682 | | MS-6378 | |
| 1300, 64 KW | 01/05 → | MD-581 | | | MS-6378 | |
| 1300, 67 KW | 03/08 → | MD-581 | | | MS-6378 | |
| 1500 16V, 67 KW | 09/07 → | | | | MS-6378 | |
| Sparcar | | | | | | |
| alle | 01/78 → 01/79 | SP-917 | MD-9866 | | | |
| Storia | | | | | | |

DAIHATSU








| Storia | | | | | | |
|----------------------------|---------------|---------|---------|---------|---------|--|
| 1000i 40KW | 03/98 → | | | | | |
| Terios | | | | | | |
| 1300 EFi, K3-VE, 63KW | 10/00 → 04/06 | SP-1008 | MD-9604 | SP-2117 | | |
| 1300i, HCEJ, 61 KW | 10/97 → 12/00 | SP-1008 | MD-9564 | SP-2117 | | |
| Terios New | | | | | | |
| 1500, 16V, 77 KW | 05/06 → | SP-1008 | MD-8240 | | MS-6273 | |
| Trevis (06-) | | | | | | |
| 1000, 43 KW | 08/06 → | SP-1008 | MD-8340 | | MS-6377 | |
| Valera G203 | | | | | | |
| 1500i 16V 66KW | 01/95 → | SP-1008 | MD-9140 | SP-2030 | | |
| 1500i 55KW | 01/94 → 12/96 | SP-1008 | MD-9140 | SP-2118 | | |
| Wildcat | | | | | | |
| 1600 F20/F25 | 08/77 → 04/84 | SP-894 | MD-226 | | | |
| 2500D F50/F55 | 08/77 → 04/84 | SP-922 | MD-510K | SP-903 | | |
| 2800D F60/F65 | 01/83 → 04/84 | SP-922 | MD-510K | SP-903 | | |
| YRV (00-) | | | | | | |
| 1000, 43KW | 02/01 → | SP-1008 | MD-9668 | SP-2117 | | |
| 1300 (2WD), (K3-VE), 64KW | 02/01 → | SP-1008 | MD-8148 | SP-2117 | | |
| 1300 (4WD), (K3-VET), 64KW | 02/01 → | SP-1008 | MD-8148 | SP-2117 | | |
| 1300 GTi, 95KW | 07/02 → | SP-1008 | MD-8138 | SP-2117 | | |
| 1300,(K3-VE), 64KW | 02/01 → | SP-1008 | MD-8138 | SP-2117 | | |








DODGE








| Avenger | | | | | | |
|------------------------|---------|---------|---------|---------|----------|--|
| 2000 CDR, 103 KW | 08/07 → | MD-437 | MD-8650 | SP-1371 | MS-6381C | |
| 2000, 115 KW | 08/07 → | | | | MS-6381C | |
| 2400, ED3, 129 KW | 08/07 → | | | | MS-6381C | |
| 2700 Flex-Fuel, 139 KW | 06/07 → | SP-1084 | | | MS-6381C | |
| 2700, EER, 137 KW | 06/07 → | SP-1084 | | | MS-6381C | |
| CALIBER (06-) | | | | | | |
| 1800 16V, EBA, 110 KW | 07/06 → | | MD-8496 | | MS-6381C | |
| 2000 16V, ECN, 115 KW | 07/06 → | | MD-8496 | | MS-6381C | |
| 2000CRD, 88 KW | 07/06 → | | | SP-1371 | MS-6381C | |
| 2000CRD, ECB, 103 KW | 07/06 → | | | SP-1371 | MS-6381C | |
| 2200CRD, ENE, 120 KW | 04/10 → | MD-683 | | SP-1370 | MS-6381C | |
| 2400 16V, 125 KW | 07/06 → | | MD-8496 | | MS-6381C | |
| JOURNEY (08-) | | | | | | |
| 2000CRD, ECE, 103 KW | 06/08 → | MD-437 | | SP-1371 | MS-6381C | |
| 2400, ED3, 129 KW | 06/08 → | | | | MS-6381C | |
| 2700 V6, EER, 136 KW | 06/08 → | | | | MS-6381C | |
| 3500, EGF, 173 KW | 06/08 → | | | | MS-6381C | |
| 3600, 211 KW | 01/12 → | | | | MS-6381C | |
| NITRO (07-) | | | | | | |
| 2800CRD, 130Kw | 05/07 → | | | | MS-6389 | |
| 3700 V6, EKG, 151Kw | 06/07 → | | | | MS-6389 | |
| 4000 V6, EKG, 191Kw | 05/07 → | SP-977 | | | MS-6398 | |








FIAT








| 1100T/110TN (53-70) | | | | | | |
|----------------------------|---------------|---------|--------|--------|--|--|
| 1100 | 07/53 → 12/70 | MD-017A | MD-034 | FF-012 | | |
| | 07/53 → 12/70 | MD-017A | MD-034 | FF-012 | | |
| 124 (66-76) | | | | | | |
| 1200 | 02/73 → 07/75 | SP-928 | MD-024 | FF-010 | | |
| | 07/66 → 05/73 | SP-928 | MD-024 | FF-010 | | |
| | 04/67 → 05/73 | SP-928 | MD-024 | FF-010 | | |
| 1400 Spyder | 01/66 → 01/70 | SP-910 | MD-034 | FF-009 | | |
| 1400, Sport, Spyder, Coupe | 01/70 → 07/75 | SP-907 | MD-024 | FF-009 | | |

|  |  |  OIL |  AIR |  FUEL |  CABIN |  OTHER |
|---|--|--|--|---|--|--|
| FIAT | | | | | | |
| 124 (66-76) | | | | | | |
| 1500 Special | 01/69 → 01/74 | SP-907 | MD-024 | FF-009 | | |
| | 11/71 → 02/76 | SP-907 | MD-024 | FF-009 | | |
| 1600 Sport | 11/71 → 10/73 | SP-864 | MD-024 | FF-010 | | |
| 1800 Sport | 01/73 → 02/76 | SP-928 | MD-024 | FF-010 | | |
| 1800, Sport, Spyder, Coupe | 01/70 → 07/75 | SP-907 | MD-024 | FF-009 | | |
| 2.0i Spyder | 01/71 → 07/75 | SP-824 | MD-9400 | FF-009 | | |
| 125P | | | | | | |
| 1300 | 06/67 → | SP-850 | | | | |
| 1300 Bypass/Nebenstromfilter | 06/67 → | SP-843 | | | | |
| 1500 | 06/71 → | SP-850 | MD-024 | | | |
| 1500 Bypass/Nebenstromfilter | 06/71 → | SP-843 | MD-024 | | | |
| 126 (72-00) | | | | | | |
| 600 17KW | 08/72 → 12/77 | | MD-590 | FF-009 | | |
| 650 17/22KW | 08/77 → 10/86 | | MD-590 | FF-009 | | |
| 650 18KW | 07/94 → 09/00 | | MD-9046 | FF-009 | | |
| 700 19KW | 09/86 → 12/92 | | MD-9046 | FF-009 | | |
| 127 (71-86) | | | | | | |
| 1050 37/41KW | 01/77 → 08/84 | SP-927 | MD-044 | FF-009 | | |
| 1050 51KW | 06/78 → 11/81 | SP-927 | MD-214 | FF-009 | | |
| 1300 55KW | 06/78 → 07/82 | SP-927 | MD-574 | FF-009 | | |
| 1300D | 02/79 → 08/84 | SP-858 | MD-5008 | SP-966 | | |
| 900 | 08/71 → 03/80 | SP-910 | MD-044 | FF-009 | | |
| | 04/80 → 09/82 | SP-927 | MD-044 | FF-009 | | |
| 128/128S/Berlinetta/Coupe(70-) | | | | | | |
| 1100/1300 | 01/69 → 06/80 | SP-907 | MD-044 | FF-009 | | |
| | 08/75 → 09/79 | SP-927 | MD-214 | FF-009 | | |
| | 01/72 → 09/75 | SP-927 | MD-214 | FF-009 | | |
| | 01/72 → 09/75 | SP-927 | MD-214 | FF-009 | | |
| 131/131S (72-87) | | | | | | |
| 1300 | 06/75 → 03/80 | SP-907 | MD-244 | FF-009 | | |
| | 04/80 → 06/80 | SP-824 | MD-244 | FF-009 | | |
| | 07/80 → 07/84 | SP-824 | MD-536 | FF-009 | | |
| | 01/77 → 03/80 | SP-906 | MD-024 | FF-009 | | |
| | 04/80 → 07/84 | SP-824 | MD-024 | FF-009 | | |
| 1400 | 07/80 → 07/84 | SP-824 | MD-536 | FF-009 | | |
| 1600 | 06/75 → 03/80 | SP-906 | MD-244 | FF-009 | | |
| | 04/80 → 06/80 | SP-824 | MD-244 | FF-009 | | |
| | 07/80 → 07/84 | SP-824 | MD-536 | FF-009 | | |
| | 01/77 → 03/80 | SP-906 | MD-024 | FF-009 | | |
| | 04/80 → 07/84 | SP-824 | MD-024 | FF-009 | | |
| 2000 | 06/78 → 07/84 | SP-906 | MD-024 | FF-009 | | |
| 2000D | 04/78 → 07/84 | SP-816 | MD-5008 | MD-093 | | |
| 2000i | 06/78 → 07/84 | SP-906 | MD-9400 | FF-009 | | |
| 2500D | 04/78 → 07/84 | SP-816 | MD-5008 | MD-093 | | |
| 132 (72-82) | | | | | | |
| 1600 | 04/72 → 05/80 | SP-906 | MD-024 | FF-009 | | |
| 1800 | 04/72 → 05/80 | SP-906 | MD-024 | FF-009 | | |
| 2000 | 04/72 → 05/80 | SP-906 | MD-024 | FF-009 | | |
| 2000D | 09/77 → 12/81 | SP-816 | MD-5008 | MD-093 | | |
| 2000i | 11/79 → 03/80 | SP-906 | MD-9400 | FF-009 | | |
| | 04/80 → 12/81 | SP-824 | MD-9400 | FF-009 | | |
| 2500D | 09/77 → 12/81 | SP-816 | MD-5008 | MD-093 | | |
| 147 (71-86) | | | | | | |
| 1100 | 01/72 → 12/86 | SP-824 | MD-044 | FF-009 | | |
| 238/238E (66-82) | | | | | | |
| 1400 | 06/76 → 06/82 | SP-928 | | | | |
| | 09/66 → 06/76 | SP-928 | | | | |
| 241 (64-78) | | | | | | |



|  |  |  OIL |  AIR |  FUEL |  CABIN |  OTHER |
|---|--|--|--|---|--|--|
| FIAT | | | | | | |
| 241 (64-78) | | | | | | |
| 1500 | 01/64 → 12/78 | SP-824 | MD-034 | FF-009 | | |
| 1900 D | 01/64 → 12/78 | SP-802 | MD-326 | MD-093 | | |
| 242/242E (75-85) | | | | | | |
| 1600 | 10/75 → 07/82 | SP-928 | MD-244 | | | |
| 1900 | 10/75 → 07/82 | SP-928 | | | | |
| 2200 D | 10/75 → 08/80 | SP-897 | | MD-101 | | |
| 500 L (12-) | | | | | | |
| 1300 D Multijet 16V, 62 KW | 09/12 → | MD-637 | MD-8594 | | | |
| 1400, 70 KW | 09/12 → | SP-1001 | MD-8018 | | | |
| 1600 D Multijet, 77 KW | 03/13 → | | | | | |
| 900 Twin Air Turbo CNG, 63 KW | 03/13 → | | | | | |
| 900 Twin Air Turbo, 77 KW | 09/12 → | | | | | |
| 500 New (07-) | | | | | | |
| 1200, 169A4.000, 51 KW | 07/07 → | SP-1001 | MD-8184 | | MS-6302 | |
| 1300 JTD 16V, 169A1.000, 55 KW | 07/07 → | MD-547 | MD-8094 | MD-577 | MS-6302 | |
| | | MD-537 | | | | |
| 1300 JTD 16V, 70 KW | 01/10 → | MD-637 | MD-8524 | | MS-6302 | |
| 1400 16V, 169A6.000, 74 KW | 10/07 → | SP-1001 | MD-8422 | | MS-6302 | |
| 1400 16V, Abarth (Asseto Corse), 140 KW | 08/08 → | MD-537 | | | MS-6302 | |
| 1400 16V, Abarth Esseste, 118 KW | 08/08 → | MD-537 | | | MS-6302 | |
| 1400 16V, Abarth Turbo C, 103 KW | 07/08 → | MD-537 | | | MS-6302 | |
| 1400 16V, Abarth(Tributo Ferrari /3RT/ Comp.)132 KW | 07/08 → | MD-537 | | | MS-6302 | |
| 1400 Abarth Turbo, 99 KW | 07/08 → | MD-537 | | | MS-6302 | |
| 900 Twin Air Turbo, 63 KW | 08/10 → | | MD-8522 | | MS-6302 | |
| 900 Twin Air, 48 KW | 09/12 → | | | | MS-6302 | |
| 500/Giardiniera (60-82) | | | | | | |
| 500 | 01/60 → 12/75 | | MD-034 | FF-009 | | |
| | 01/60 → 12/75 | | MD-034 | FF-009 | | |
| 600 R | 01/72 → 12/76 | | MD-034 | FF-009 | | |
| 600T/750 (55-69) | | | | | | |
| 600 | 01/55 → 12/69 | | MD-082 | FF-009 | | |
| 750 | 01/66 → 01/69 | | MD-058 | FF-009 | | |
| 850/Coupe/Spyder (64-72) | | | | | | |
| 800 | 07/64 → 10/72 | | MD-058 | FF-009 | | |
| 800 GB | 03/68 → 10/72 | | MD-058 | FF-009 | | |
| 800 Spyder | 10/65 → 10/68 | | MD-058 | FF-009 | | |
| 900 Sport | 02/68 → 10/72 | | MD-058 | FF-009 | | |
| 900 Sport Spyder | 01/64 → 12/72 | | MD-058 | | | |
| 900T (78-86) | | | | | | |
| 900 | 01/78 → 01/86 | SP-927 | MD-5008 | FF-009 | | |
| Albea (02-) | | | | | | |
| 1200 16V | 03/02 → | SP-1001 | MD-9716 | SP-2125 | MS-6361 | |
| 1200 8V | 03/02 → | SP-1001 | MD-9716 | SP-2125 | MS-6361 | |
| 1300 JTD 16V | 03/04 → 12/04 | MD-537 | MD-8094 | MD-577 | MS-6361 | |
| | 01/05 → | MD-547 | MD-8094 | MD-577 | MS-6361 | |
| 1400, 57kW | 03/05 → | SP-1001 | MD-537 | SP-2125 | MS-6361 | |
| 1600 16V | 03/02 → | SP-940 | MD-9716 | SP-2125 | MS-6361 | |
| Argenta (78-87) | | | | | | |
| 1600 | 03/80 → 12/85 | SP-824 | MD-024 | | | |
| 2000 | 03/80 → 12/85 | SP-824 | MD-024 | | | |
| 2000 Volumex | 08/81 → 12/85 | SP-824 | MD-9102 | | | |
| 2000D | 03/80 → 12/85 | SP-816 | MD-5008 | MD-093 | | |
| 2000i | 03/80 → 12/85 | SP-824 | MD-9400 | SP-2001 | | |
| 2500D | 05/80 → 12/85 | SP-906 | MD-5008 | MD-093 | | |
| 2500TD BOSCH | 07/82 → 12/85 | SP-990 | MD-5018 | SP-966 | | |
| 2500TD CAV | 07/82 → 12/85 | SP-990 | MD-5018 | MD-093 | | |
| Barchetta (95-05) | | | | | | |
| 1700i 16V | 03/95 → 07/05 | SP-940 | MD-9518 | SP-2060 | MS-6112 | |








|  |  |  OIL |  AIR |  FUEL |  CABIN |  OTHER |
|--|--|--|--|---|--|--|
| FIAT | | | | | | |
| Barchetta (95-05) | | | | | | |
| 1800i 16V, 96kW | 04/94 → 07/05 | SP-940 | MD-9518 | SP-2060 | MS-6112 | |
| Brava (95-01) | | | | | | |
| 1400i 55-59KW | 10/94 → 12/01 | SP-940 | MD-9328 | SP-2060 | MS-6123 | |
| 1600i 66-76KW | 10/94 → 12/01 | SP-940 | MD-9328 | SP-2060 | MS-6123 | |
| 1800i GT 83KW | 10/94 → 12/01 | SP-1076 | MD-9328 | SP-2060 | MS-6123 | |
| 1900JTD 74KW | 10/00 → 12/01 | SP-943 | MD-9328 | SP-1239 | MS-6123 | |
| 1930D 48KW | 10/94 → 12/01 | SP-907 | MD-9328 | SP-966 | MS-6123 | |
| 1930JTD 77KW | 03/98 → 03/99 | SP-943 | MD-9328 | SP-966 | MS-6123 | |
| | 04/98 → 12/01 | SP-943 | MD-9328 | SP-966 | MS-6123 | |
| 1930TDS 55KW | 03/96 → 03/99 | SP-943 | MD-9328 | SP-966 | MS-6123 | |
| 1930TDS 73KW | 03/96 → 03/99 | SP-940 | MD-9328 | SP-966 | MS-6123 | |
| 2000 20V, 182B2.000, 108 KW | 12/98 → 12/01 | SP-943 | MD-9328 | SP-2060 | MS-6123 | |
| Bravo I (95-01) | | | | | | |
| 1200 16V, 59 KW | 10/00 → 12/01 | SP-1001 SP-940 | MD-9328 | SP-2060 | MS-6123 MS-6292 | |
| Comments: SP-1001: From engine no. 140454, SP-940: Up to engine no. 140359, MS-6123: Left Hand Drive, MS-6292: Right Hand Drive. | | | | | | |
| 1200 16V, 60 KW | 12/98 → 12/00 | SP-1001 SP-940 | MD-9328 | SP-2060 | MS-6123 MS-6292 | |
| Comments: SP-1001: From engine 140454, SP-940: Up to engine no. 140453, MS-6123: Left Hand Drive, MS-6292: Right Hand Drive. | | | | | | |
| 1400i, 55 KW | 10/94 → 12/01 | SP-940 | MD-9328 | SP-2060 | MS-6123 MS-6292 | |
| Comments: MS-6123: Left Hand Drive, MS-6292: Right Hand Drive. | | | | | | |
| 1400i, 59 KW | 10/94 → 12/01 | SP-940 | MD-9328 | SP-2060 | MS-6123 MS-6292 | |
| Comments: MS-6123: Left Hand Drive, MS-6292: Right Hand Drive. | | | | | | |
| 1600i SX, 76 KW | 03/96 → 12/01 | SP-940 | MD-9328 | SP-2060 | MS-6123 MS-6292 | |
| Comments: MS-6123: Left Hand Drive, MS-6292: Right Hand Drive. | | | | | | |
| 1600i, 182 A6.000, 66 KW | 10/95 → 12/01 | SP-940 | MD-9328 | SP-2060 | MS-6123 MS-6292 | |
| Comments: MS-6123: Left Hand Drive, MS-6292: Right Hand Drive. | | | | | | |
| 1800i GT, 182A2.000, 83 KW | 10/95 → 12/01 | SP-1076 | MD-9328 | SP-2060 | MS-6123 MS-6292 | |
| Comments: MS-6123: Left Hand Drive, MS-6292: Right Hand Drive. | | | | | | |
| 1900D, 48 KW | 10/95 → 12/01 | SP-907 | MD-9328 | SP-966 | MS-6123 MS-6292 | |
| Comments: MS-6123: Left Hand Drive, MS-6292: Right Hand Drive. | | | | | | |
| 1900JTD, 74KW | 10/00 → 12/01 | SP-943 | MD-9328 | SP-1239 | MS-6123 MS-6292 | |
| Comments: MS-6123: Left Hand Drive, MS-6292: Right Hand Drive. | | | | | | |
| 1900JTD, 77 KW | 04/99 → 12/00 | SP-943 | MD-9328 | SP-966 | MS-6123 MS-6292 | |
| Comments: MS-6123: Left Hand Drive, MS-6292: Right Hand Drive. | | | | | | |
| 1900TD 100 S, 182A7.000, 74 KW | 03/96 → 12/01 | SP-943 | MD-9328 | SP-831 | MS-6123 MS-6292 | |
| Comments: MS-6123: Left Hand Drive, MS-6292: Right Hand Drive. | | | | | | |
| 1900TD 75S, 182A8.000, 55 KW | 03/96 → 02/98 | SP-943 | MD-9328 | SP-966 | MS-6123 MS-6292 | |
| Comments: MS-6123: Left Hand Drive, MS-6292: Right Hand Drive. | | | | | | |
| 2000i HGT 20V, 108 KW | 10/95 → 12/01 | SP-943 | MD-9328 | SP-2060 | MS-6123 MS-6292 | |
| Comments: MS-6123: Left Hand Drive, MS-6292: Right Hand Drive. | | | | | | |
| 2000i HGT 20V, 113 KW | 07/98 → 02/00 | SP-943 | MD-9328 | SP-2060 | MS-6123 MS-6292 | |
| Comments: MS-6123: Left Hand Drive, MS-6292: Right Hand Drive. | | | | | | |
| | 03/00 → 12/01 | SP-1076 | MD-9328 | SP-2060 | MS-6123 MS-6292 | |
| Comments: MS-6123: Left Hand Drive, MS-6292: Right Hand Drive. | | | | | | |
| Bravo II (07-) | | | | | | |
| 1400 16V, 66kW | 03/07 → | SP-1001 | MD-8018 | | MS-6241 | |
| 1400 Turbo T-Jet, 110KW | 06/07 → | SP-1001 | MD-8424 | | MS-6241 | |
| 1400 Turbo T-Jet, 88KW | 09/07 → | SP-1001 | MD-8424 | | MS-6241 | |
| 1400 Turbo T-Jet, Multiair, 103 KW | 06/10 → | MD-537 | MD-8424 | | MS-6241 | |








|  |  |  OIL |  AIR |  FUEL |  CABIN |  OTHER |
|--|--|--|--|---|--|--|
| FIAT | | | | | | |
| Bravo II (07-) | | | | | | |
| 1600 D Multijet, 77KW | 03/08 → | MD-637 | MD-8424 | | MS-6241 | |
| Comments: MD-637 is for vehicles without start-stop system | | | | | | |
| 1600 D Multijet, 88KW | 03/08 → | MD-637 | MD-8424 | | MS-6241 | |
| Comments: MD-637 is for vehicles without start-stop system | | | | | | |
| 1600 M-Jet 16V, 88KW | 02/08 → | MD-637 | MD-8018 | | MS-6241 | |
| 1900 JTD 120, 88KW | 03/07 → 06/08 | SP-1039 | MD-8018 | | MS-6241 | |
| 1900 JTD 150, 110KW | 03/07 → 01/09 | SP-1039 | MD-8018 | | MS-6241 | |
| 1900 JTD 90, 66KW | 03/07 → | SP-1039 | MD-8018 | | MS-6241 | |
| 2000 D M-Jet 16V, 121KW | 10/08 → | MD-637 | MD-8018 | | MS-6241 | |
| Campagnola (74-89) | | | | | | |
| 1900D | 01/72 → 10/89 | SP-816 | MD-5018 | MD-093 | | |
| 2000 | 01/72 → 10/89 | SP-906 | MD-5018 | FF-009 | | |
| 2500D | 01/79 → 10/89 | SP-858 | MD-120K | MD-093 | | |
| Cinquecento (91-98) | | | | | | |
| 1100i Sporting, 40KW | 10/93 → 03/98 | SP-940 | MD-9268 | SP-2024 | | |
| 700, 22KW | 01/95 → 03/98 | SP-910 | MD-9434 | SP-2024 | | |
| 704, 22KW | 03/92 → 03/98 | SP-898 | MD-9434 | FF-009 | | |
| 704i, 23KW | 01/92 → 03/98 | SP-898 | MD-9434 | SP-2024 | | |
| 900, 29KW | 01/97 → 03/98 | SP-910 | MD-9434 | SP-2024 | | |
| 903i, 30KW | 03/92 → 03/98 | SP-910 | MD-9434 | SP-2024 | | |
| Citivan (84-88) | | | | | | |
| 1100 | 11/86 → 12/88 | SP-928 | MD-5008 | FF-009 | | |
| 1700D | 11/86 → 09/88 | SP-907 | MD-9024 | SP-966 | | |
| | 10/84 → 12/88 | SP-907 | MD-9054 | SP-966 | | |
| Coupe (94-00) | | | | | | |
| 1800i 16V, 96 KW | 03/96 → 08/00 | SP-1076 | MD-9214 | SP-2060 | MS-6013 MS-6292 | |
| Comments: MS-6013: With air-condition system Left Hand Drive, MS-6292: With air-condition system Right Hand Drive. | | | | | | |
| 2000i 16V Turbo, 175 A1.000, 140 KW | 03/94 → 08/96 | SP-927 | MD-9214 | SP-2002 | MS-6013 MS-6292 | |
| Comments: MS-6013: With air-condition system Left Hand Drive, MS-6292: With air-condition system Right Hand Drive. | | | | | | |
| 2000i 16V, 836 A3.000, 102 KW | 03/94 → 08/96 | SP-927 | MD-9214 | SP-2002 | MS-6013 MS-6292 | |
| Comments: MS-6013: With air-condition system Left Hand Drive, MS-6292: With air-condition system Right Hand Drive. | | | | | | |
| 2000i 20V Turbo, 175 A3.000, 162 KW | 08/96 → 08/00 | SP-943 | MD-9214 | SP-2060 | MS-6013 MS-6292 | |
| Comments: MS-6013: With air-condition system Left Hand Drive, MS-6292: With air-condition system Right Hand Drive. | | | | | | |
| 2000i 20V, 113 KW | 04/98 → 08/00 | SP-943 | MD-9214 | SP-2060 | MS-6013 MS-6292 | |
| Comments: MS-6013: With air-condition system Left Hand Drive, MS-6292: With air-condition system Right Hand Drive. | | | | | | |
| 2000i 20V, 182 A1.000, 108 KW | 08/96 → 04/98 | SP-943 | MD-9214 | SP-2060 | MS-6013 MS-6292 | |
| Comments: MS-6013: With air-condition system Left Hand Drive, MS-6292: With air-condition system Right Hand Drive. | | | | | | |
| Croma (85-96) | | | | | | |
| 1600 CHT | 01/86 → 01/92 | SP-824 | MD-5020 | FF-009 | | |
| | 01/86 → 01/92 | SP-824 | MD-5020 | FF-009 | MS-6014 | |
| 1930TD | 01/88 → 01/91 | SP-907 | MD-5048 | SP-966 | | |
| | 01/88 → 01/91 | SP-907 | MD-5048 | SP-966 | MS-6014 | |
| 2000 CHT | 01/86 → 01/92 | SP-824 | MD-5020 | FF-009 | | |
| | 01/86 → 01/92 | SP-824 | MD-5020 | FF-009 | MS-6014 | |
| 2000i Turbo | 01/91 → 08/96 | SP-910 | MD-9064 | SP-2002 | | |
| | 01/86 → 12/89 | SP-910 | MD-9064 | SP-2080 | | |
| | 01/91 → 08/96 | SP-910 | MD-9064 | SP-2002 | MS-6014 | |
| | 01/86 → 12/89 | SP-910 | MD-9064 | SP-2080 | MS-6014 | |
| 2000i Turbo KAT | 01/91 → 08/96 | SP-910 | MD-9064 | SP-2022 | | |
| | 01/91 → 08/96 | SP-910 | MD-9064 | SP-2022 | MS-6014 | |
| 2000ie BOSCH Inj. | 02/91 → 01/92 | SP-910 | MD-9064 | SP-2002 | | |
| | 02/91 → 01/92 | SP-910 | MD-9064 | SP-2002 | MS-6014 | |
| 2000ie BOSCH Inj. KAT | 02/91 → 01/92 | SP-910 | MD-9064 | SP-2022 | | |
| | 02/91 → 01/92 | SP-910 | MD-9064 | SP-2022 | MS-6014 | |








|  |  |  OIL |  AIR |  FUEL |  CABIN |  OTHER |
|---|--|--|--|---|--|--|
| FIAT | | | | | | |
| Croma (85-96) | | | | | | |
| 2000ie Weber Inj. | 01/86 → 01/92 | SP-910 | MD-5020 | SP-2022 | | |
| | 01/86 → 01/92 | SP-910 | MD-5020 | SP-2022 | MS-6014 | |
| 2000TD | 02/91 → 01/92 | SP-907 | MD-5048 | SP-966 | | |
| | 02/91 → 01/92 | SP-907 | MD-5048 | SP-966 | MS-6014 | |
| 2500D | 01/86 → 01/92 | SP-990 | MD-5020 | SP-966 | | |
| | 01/86 → 01/92 | SP-990 | MD-5020 | SP-966 | MS-6014 | |
| 2500ie V6 | 01/89 → 01/92 | SP-927 | MD-9064 | SP-2022 | | |
| | 01/89 → 01/92 | SP-927 | MD-9064 | SP-2022 | MS-6014 | |
| 2500TD | 01/86 → 01/92 | SP-990 | MD-9064 | SP-966 | | |
| | 01/86 → 01/92 | SP-990 | MD-9064 | SP-966 | MS-6014 | |
| Croma II (05-) | | | | | | |
| 1800 16V, 103 KW | 10/05 → | MD-619 | MD-8092 | | MS-6224 MS-6224C | |
| 1900 JTD, 88 KW | 06/05 → 04/07 | MD-515 | MD-8092 | MD-577 | MS-6224 MS-6224C | |
| Comments: MD-515: MANN+HUMMEL filtration system. | | | | | | |
| | 03/08 → | MD-637 | MD-8092 | | MS-6224 MS-6224C | |
| Comments: MD-637: UFI filtration system. | | | | | | |
| | 05/07 → 02/08 | MD-515 | MD-8092 | | MS-6224 MS-6224C | |
| Comments: MD-515: MANN+HUMMEL filtration system. | | | | | | |
| 1900 JTD, 939A2.000, 110 KW | 06/05 → 04/07 | MD-515 | MD-8092 | MD-577 | MS-6224 MS-6224C | |
| Comments: MD-515: MANN+HUMMEL filtration system | | | | | | |
| | 03/08 → | MD-637 | MD-8092 | MD-577 | MS-6224 MS-6224C | |
| Comments: MD-637: UFI filtration system. | | | | | | |
| | 05/07 → 02/08 | MD-515 | MD-8092 | | MS-6224 MS-6224C | |
| Comments: MD-515: MANN+HUMMEL filtration system | | | | | | |
| 2200 16V, 194A1.000, 108 KW | 06/05 → | MD-463 | MD-8092 | | MS-6224 MS-6224C | |
| 2400 JTD 20V, 939A3.000, 147 KW | 06/05 → | MD-545 | MD-8186 | | MS-6224 MS-6224C | |
| Doblo/Doblo Cargo I (00-10) | | | | | | |
| 1200, (119/223), 48 KW | 11/00 → 08/03 | SP-1076 | MD-5146 | | MS-6245 | |
| | 09/03 → 08/03 | SP-1001 | MD-5146 | | MS-6245 | |
| 1300 JTD (119/223), 51 KW | 04/04 → 12/04 | MD-537 | MD-8094 | MD-577 | MS-6245 | |
| Comments: MD-537: Purflux housing. | | | | | | |
| | 01/05 → 12/05 | MD-547 | MD-8094 | MD-577 | MS-6245 | |
| Comments: MD-547: UFI housing. | | | | | | |
| 1300 Multijet 16V, JTD (119/223), 55 KW | 11/05 → 12/05 | MD-537 MD-547 | MD-8094 | MD-577 | MS-6245 | |
| Comments: MD-537: Purflux housing, MD-547: UFI housing. | | | | | | |
| 1300 Multijet 16V, JTD (119/223), 62 KW | 11/05 → 12/05 | MD-537 MD-547 | MD-8094 | MD-577 | MS-6245 | |
| Comments: MD-537: Purflux housing, MD-547: UFI housing. | | | | | | |
| 1400 8V, 57 KW | 10/05 → | SP-1001 | MD-8184 | | MS-6245 | |
| 1600 16V (119/223), 76 KW | 10/05 → | SP-940 | MD-7554 | | MS-6245 | |
| 1900 Diesel (119/223), 46 KW | 11/00 → 09/05 | SP-943 | MD-7554 | SP-1291 | MS-6245 | |
| | 10/05 → | | MD-7554 | SP-1291 | MS-6245 | |
| 1900 JTD (119/223), 74 KW | 01/01 → 09/05 | SP-943 | MD-7554 | SP-1239 | MS-6245 | |
| | 10/05 → | SP-1039 | MD-7554 | SP-1343 | MS-6245 | |
| 1900 JTD 105 (119/223), 77 KW | 07/03 → 09/05 | SP-943 | MD-7554 | SP-1342 | MS-6245 | |
| | 10/05 → | SP-1039 | MD-7554 | SP-1343 | MS-6245 | |
| 1900 JTD 120 (119/223), 88 KW | 11/05 → | SP-1039 | MD-7554 | | MS-6245 | |
| 1900 JTD 182.B4.000, 74 KW | 01/01 → 09/05 | SP-943 | MD-7554 | SP-1239 | MS-6245 | |
| | 10/05 → 09/05 | SP-1039 | MD-7554 | SP-1343 | MS-6245 | |
| Doblo/Doblo Cargo II (10-) | | | | | | |

|  |  |  OIL |  AIR |  FUEL |  CABIN |  OTHER |
|--|--|--|--|---|--|--|
| FIAT | | | | | | |
| Doblo/Doblo Cargo II (10-) | | | | | | |
| 1300 MTJD, 66KW | 01/10 → | MD-547 | MD-8094 | | MS-6380 | |
| Comments: MD-547: UFI Housing Height 101mm, Series Euro 4 | | | | | | |
| | 01/10 → | MD-637 | MD-8524 | | MS-6380 | |
| Comments: MD-637: UFI Housing Height 105mm, Series Euro 5 | | | | | | |
| | 01/10 → | MD-537 | MD-8094 | | MS-6380 | |
| Comments: MD-537: Purflux Housing Series Euro 4 | | | | | | |
| 1400 16V, 70KW | 01/10 → | SP-1001 | MD-8018 | | MS-6380 | |
| 1400 Natural Power (CNG), 85KW | 05/10 → | SP-1001 | MD-8018 | | MS-6380 | |
| 1600 JTD, 263A3.000, 74KW | 01/10 → | MD-669 | MD-8206 | | MS-6380 | |
| Comments: MD-669: For vehicles with start-stop system, MD-637: For vehicles without start-stop system. | | | | | | |
| | 01/10 → | MD-669 | MD-8206 | | MS-6380 | |
| Comments: MD-669: For vehicles with start-stop system, MD-637: For vehicles without start-stop system. | | | | | | |
| | 01/10 → | MD-669 | MD-8206 | | MS-6380 | |
| Comments: MD-669: For vehicles with start-stop system, MD-637: For vehicles without start-stop system. | | | | | | |
| 1600 JTD, 66KW | 01/10 → | MD-669 | MD-8206 | | MS-6380 | |
| Comments: MD-669: For vehicles with start-stop system, MD-637: For vehicles without start-stop system. | | | | | | |
| 2000 JTD, 263A1.000, 90 KW | 01/10 → | MD-669 | MD-8206 | | MS-6380 | |
| Ducato I (81-94) | | | | | | |
| 1800 | 08/81 → 12/82 | SP-893 | MD-5006 | FF-009 | | |
| | 01/84 → 03/94 | SP-948 | MD-5006 | FF-009 | | |
| 1930D | 01/87 → 08/89 | SP-907 | MD-5018 | SP-966 | | |
| | 08/89 → 03/94 | SP-943 | MD-5018 | SP-966 | | |
| 1930TD | 01/87 → 03/94 | SP-907 | MD-5018 | SP-966 | | |
| 2000 58KW | 08/81 → 09/82 | SP-893 | MD-5006 | FF-009 | | |
| | 10/82 → 03/94 | SP-948 | MD-5006 | FF-009 | | |
| 2000D Mot. Citroen Bosch | 11/82 → 12/85 | SP-943 | MD-5074 | MD-101 | | |
| 2000D Mot. Citroen CAV | 08/81 → 10/82 | SP-897 | MD-5074 | MD-093 | | |
| | 11/82 → 03/94 | SP-943 | MD-5074 | MD-093 | | |
| 2000i 55/62KW | 07/84 → 03/94 | SP-948 | MD-5006 | SP-2002 | | |
| 2500D (CRD) | 10/85 → 03/94 | SP-953 | MD-5074 | SP-966 | | |
| 2500D (Sofim) | 08/81 → 08/85 | SP-906 | MD-5008 | MD-093 | | |
| | 09/85 → 03/94 | SP-990 | MD-5018 | SP-966 | | |
| 2500TD | 09/85 → 03/94 | SP-990 | MD-5018 | SP-966 | | |
| Ducato II (94-02) | | | | | | |
| 1930D | 04/94 → 03/02 | SP-986 | MD-5018 | SP-966 | MS-6145 | |
| 1930TD 59KW/60KW | 04/94 → 03/02 | SP-907 | MD-690 | SP-966 | MS-6145 | |
| 1930TD 66KW | 03/98 → 03/02 | SP-907 | MD-690 | SP-966 | MS-6145 | |
| 1930TDI 66KW | 09/97 → 03/02 | SP-943 | MD-690 | SP-966 | MS-6145 | |
| 2000 JTD 80KW | 09/00 → 03/02 | SP-943 | MD-690 | SP-1239 | MS-6145 | |
| 2000 JTD, 62KW | 10/01 → 03/02 | SP-943 | MD-690 | SP-1239 | MS-6145 | |
| 2000i | 04/94 → 03/02 | SP-943 | MD-690 | SP-2002 | MS-6145 | |
| 2500D 62KW | 04/94 → 03/02 | SP-990 | MD-5018 | SP-966 | MS-6145 | |
| 2500TDI 80/85KW | 04/94 → 03/02 | SP-990 | MD-690 | SP-966 | MS-6145 | |
| 2800 JTD, 93 KW | 09/00 → 03/02 | SP-990 | MD-690 | SP-1239 | MS-6145 | |
| 2800D 64KW (8140.47) | 01/98 → 03/02 | SP-990 | MD-690 | SP-966 | MS-6145 | |
| 2800id TD, 64 KW | 02/98 → 03/02 | SP-990 | MD-690 | SP-966 | MS-6145 | |
| 2800idTD 87KW | 04/98 → 03/02 | SP-990 | MD-690 | SP-966 | MS-6145 | |
| 2800TDI 90KW (8140.43) | 01/98 → 03/02 | SP-990 | MD-690 | SP-966 | MS-6145 | |
| Ducato III (02-06) | | | | | | |
| 2000 JTD, RHV, 62 KW | 02/02 → 10/02 | SP-943 | MD-690 | SP-1239 | MS-6145 | |
| | 01/05 → 06/06 | SP-943 | MD-690 | MD-577 | MS-6145 | |
| | 11/02 → 12/04 | SP-943 | MD-690 | SP-1342 | MS-6145 | |
| 2000i Bi Power, 71 KW | 02/02 → 06/06 | SP-943 | MD-690 | | MS-6145 | |
| 2000i RFL, 81 KW | 02/02 → 06/06 | SP-943 | MD-690 | | MS-6145 | |

|  |  |  OIL |  AIR |  FUEL |  CABIN |  OTHER |
|--|--|--|--|---|--|--|
| FIAT | | | | | | |
| Ducato III (02-06) | | | | | | |
| 2300 JTD, F1AE0481C, 81 KW | 02/02 → 10/02 | SP-1269 | MD-690 | | MS-6145 | |
| | 11/02 → 12/04 | SP-1269 | MD-690 | SP-1342 | MS-6145 | |
| | 01/02 → 10/05 | SP-1269 | MD-690 | MD-577 | MS-6145 | |
| Comments: SP-1269: From engine no. 4006626. | | | | | | |
| 2800 JTD, 107 KW | 04/04 → 12/04 | SP-990 | MD-690 | SP-1342 | MS-6145 | |
| Comments: SP-990: Up to engine no. 4006625. | | | | | | |
| | 01/05 → 06/06 | SP-1269 | MD-690 | MD-577 | MS-6145 | |
| Comments: from 4006625 | | | | | | |
| 2800 JTD, 8140.43S, 94 KW | 02/02 → 09/02 | SP-1269 | MD-690 | SP-1239 | MS-6145 | |
| | 01/04 → 12/05 | SP-1269 | MD-690 | MD-577 | MS-6145 | |
| | 10/02 → 12/04 | SP-1269 | MD-690 | SP-1342 | MS-6145 | |
| Ducato IV (06-) | | | | | | |
| 2000 JTD, 115 Multijet, 85 KW | 06/11 → | | MD-5274 | | MS-6329 | |
| 2200 JTD, 74 KW | 06/11 → | | MD-5274 | MD-577 | MS-6329 | |
| 2300 JTD, 150 Multijet, 109 KW | 06/11 → | SP-1331 | MD-5274 | | MS-6329 | |
| 2300 JTD, 88 KW | 07/06 → | SP-1331 | MD-5274 | MD-577 | MS-6329 | |
| 2300 JTD, 96 KW | 07/06 → | SP-1331 | MD-5274 | MD-577 | MS-6329 | |
| 3000 JTD, 107 KW | 04/10 → 05/11 | SP-1330 | MD-5274 | MD-577 | MS-6329 | |
| 3000 JTD, 115 KW | 07/06 → | SP-1330 | MD-5274 | MD-577 | MS-6329 | |
| 3000 JTD, 180 Multijet Power, 130 KW | 06/11 → | SP-1330 | MD-5274 | | MS-6329 | |
| 3000 Natural Power, 100KW | 09/09 → | SP-1331 | MD-5274 | | MS-6329 | |
| Duna (87-91) | | | | | | |
| 1100 | 01/87 → 12/89 | SP-928 | MD-5008 | FF-009 | | |
| 1300 | 01/87 → 12/89 | SP-928 | MD-5008 | FF-009 | | |
| 1700D | 01/87 → 09/88 | SP-907 | MD-9024 | SP-966 | | |
| | 10/88 → 09/89 | SP-907 | MD-9054 | SP-966 | | |
| | 10/89 → 12/91 | SP-907 | MD-9122 | SP-966 | | |
| Fiorino I (76-08) | | | | | | |
| 900 33KW | 09/77 → 12/84 | SP-927 | MD-044 | FF-009 | | |
| | 01/85 → 12/86 | SP-927 | MD-244 | FF-009 | | |
| 1050 37KW | 01/79 → 12/84 | SP-928 | MD-044 | FF-009 | | |
| | 01/85 → 08/93 | SP-928 | MD-244 | FF-009 | | |
| 1116 Mot 146A9 | 01/88 → 12/93 | SP-928 | MD-044 | | | |
| 1116 Mot 146A9 some | 01/88 → 12/93 | SP-928 | MD-5008 | | | |
| 1116 Mot 156A | 01/88 → 12/93 | SP-928 | MD-214 | FF-009 | | |
| 1300 | 01/88 → 12/93 | SP-928 | MD-5008 | FF-009 | | |
| 1300D | 03/82 → 08/89 | SP-858 | MD-5008 | SP-966 | | |
| | 09/89 → 12/97 | SP-858 | MD-9106 | SP-966 | | |
| 1300i 49KW | 01/91 → 12/93 | SP-928 | MD-9106 | | | |
| 1400i 49 - 50KW | 01/92 → 12/97 | SP-928 | MD-9368 | SP-2024 | | |
| 1500i 55KW | 01/88 → 12/93 | SP-928 | MD-5008 | SP-2024 | | |
| 1600i 55KW | 09/89 → 12/94 | SP-928 | MD-9368 | SP-2024 | | |
| 1697D mit Servolenkung | 10/88 → 08/89 | SP-907 | MD-9326 | SP-966 | | |
| | 09/89 → 12/93 | SP-907 | MD-9326 | SP-966 | | |
| 1697D ohne Servolenkung | 01/88 → 09/88 | SP-907 | MD-9024 | SP-966 | | |
| | 10/88 → 08/89 | SP-907 | MD-9054 | SP-966 | | |
| | 09/89 → 08/93 | SP-907 | MD-9122 | SP-966 | | |
| 1700D 46KW | 01/97 → 05/01 | SP-940 | MD-9214 | SP-966 | | |
| 1700TD 46KW | 12/97 → 05/00 | SP-943 | MD-9214 | SP-966 | | |
| Fiorino II (08-) | | | | | | |
| 1300 Multijet 16V, 55 KW | 02/08 → | MD-637 MD-537 MD-547 | MD-8094 | SP-1343 | MS-6380 MS-6339 | |
| Comments: MD-637: Emission standard Euro 5, MD-537: Emission standard Euro 4 Purflux housing, MD-547: Emission standard Euro 4 UFI housing, MS-6380: With air-condition left hand drive, MS-6339: With air-condition right hand drive. | | | | | | |
| 1300 Multijet 16V, 70 KW | 08/10 → | MD-637 MD-537 MD-547 | MD-8594 | | MS-6380 MS-6339 | |
| Comments: MD-637: Emission standard Euro 5, MD-537: Emission standard Euro 4 Purflux housing, MD-547: Emission standard Euro 4 UFI housing, MS-6380: With air-condition left hand drive, MS-6339: With air-condition right hand drive. | | | | | | |








|  |  |  OIL |  AIR |  FUEL |  CABIN |  OTHER |
|--|--|--|--|---|--|--|
| FIAT | | | | | | |
| Fiorino II (08-) | | | | | | |
| 1400 Natural Power 8V, 51 KW | 09/10 → | SP-1001 | MD-8184 | | MS-6380 MS-6339 | |
| Comments: MS-6380: With air-condition left hand drive, MS-6339: With air-condition right hand drive. | | | | | | |
| 1400, 54KW | 02/08 → | MD-525 | MD-8478 | | MS-6380 MS-6339 | |
| Comments: MS-6380: With air-condition left hand drive, MS-6339: With air-condition right hand drive. | | | | | | |
| Freemont (11-) | | | | | | |
| 2000 DS, 103 KW | 06/11 → | | MD-8650 | | | |
| 2000 DS, 125 KW | 06/11 → | | MD-8650 | | | |
| 2000 DS, 203 KW | 08/11 → | | | | | |
| 3600 V6 4x4, 206 KW | 08/11 → | MD-705 | | | | |
| 3600 V6, ERB, 206 KW | 08/11 → | MD-705 | | | | |
| Idea (04-) | | | | | | |
| 1200 16V, 59 KW | 01/04 → | SP-1094 | MD-8018 | | MS-6245 | |
| 1300 JTD 90, 66 KW | 10/05 → | MD-537 | MD-8094 | MD-577 SP-1343 | MS-6245 | |
| 1300 JTD, 51 KW | 01/04 → | MD-537 | MD-8094 | MD-547 | MS-6245 | |
| 1400 16V, 70 KW | 01/04 → | SP-1094 | MD-8018 | | MS-6245 | |
| 1400 8V, 57 KW | 10/05 → | SP-1094 | MD-8018 | | MS-6245 | |
| 1400 LPG, 57 KW | 03/09 → | SP-1094 | MD-8018 | | MS-6245 | |
| 1400 MPI 8V, 55 KW | 10/05 → | SP-1001 | MD-8184 | | MS-6245 | |
| 1600 MJTD, 88KW | 10/08 → | MD-637 | MD-5142 | | MS-6245 | |
| Comments: MD-637: For vehicles without start-stop system, MD-669: For vehicles with start-stop system. | | | | | | |
| 1900 JTD, 74 KW | 01/04 → | SP-1039 | MD-5142 | MD-577 | MS-6245 | |
| Linea (07-) | | | | | | |
| 1300 JTD, 66KW | 06/07 → | MD-537 MD-547 | MD-8094 | | MS-6380 | |
| 1400 8V, 57KW | 06/07 → | SP-1001 | MD-8184 | | MS-6380 | |
| 1400 Turbo, T-Jet, 88KW | 06/07 → | MD-537 | MD-8206 | | MS-6380 | |
| 1600 M-Jet 16V, 77KW | 06/09 → | MD-637 | MD-8206 | | MS-6380 | |
| 1600 MPi 16V Tritec, 81 KW | 09/09 → | | | | MS-6380 | |
| Marea (96-) | | | | | | |
| 1200 16, 60 KW | 10/98 → | SP-1001 | MD-9328 | | MS-6123 MS-6292 | |
| Comments: MS-6123: With air-condition system Left Hand Drive, MS-6292: With air-condition system Right Hand Drive. | | | | | | |
| 1400i 12V, 59 KW | 09/96 → | SP-940 | MD-9328 | SP-2060 | MS-6123 MS-6292 | |
| Comments: MS-6123: With air-condition system Left Hand Drive, MS-6292: With air-condition system Right Hand Drive. | | | | | | |
| 1600 16V 100, 76 KW | 04/99 → | SP-940 | MD-9328 | SP-2060 | MS-6123 MS-6292 | |
| Comments: MS-6123: With air-condition system Left Hand Drive, MS-6292: With air-condition system Right Hand Drive. | | | | | | |
| 1600 16V, 76 KW | 04/99 → | SP-940 | MD-9328 | SP-2060 | MS-6123 MS-6292 | |
| Comments: MS-6123: With air-condition system Left Hand Drive, MS-6292: With air-condition system Right Hand Drive. | | | | | | |
| 1800 16V, 83 KW | 09/96 → | SP-1076 | MD-9328 | SP-2060 | MS-6123 MS-6292 | |
| Comments: MS-6123: With air-condition system Left Hand Drive, MS-6292: With air-condition system Right Hand Drive. | | | | | | |
| 1900 JTD 105, 77 KW | 04/99 → 12/00 | SP-943 | MD-9328 | SP-1249 | MS-6123 MS-6292 | |
| Comments: MS-6123: With air-condition system Left Hand Drive, MS-6292: With air-condition system Right Hand Drive. | | | | | | |
| 1900 JTD 110, 81 KW | 04/99 → 12/00 | SP-943 | MD-9328 | SP-1239 | MS-6123 MS-6292 | |
| Comments: MS-6123: With air-condition system Left Hand Drive, MS-6292: With air-condition system Right Hand Drive. | | | | | | |
| 1900 TD 100, 74 KW | 09/96 → | SP-943 | MD-9328 | SP-831 | MS-6123 MS-6292 | |
| Comments: MS-6123: With air-condition system Left Hand Drive, MS-6292: With air-condition system Right Hand Drive. | | | | | | |
| 1900 TD 75, 55 KW | 09/96 → | SP-943 | MD-9328 | SP-966 | MS-6123 MS-6292 | |
| Comments: MS-6123: With air-condition system Left Hand Drive, MS-6292: With air-condition system Right Hand Drive. | | | | | | |
| 2000 20V 150, 110 KW | 10/00 → | SP-943 | MD-9328 | SP-2060 | MS-6123 MS-6292 | |
| Comments: MS-6123: With air-condition system Left Hand Drive, MS-6292: With air-condition system Right Hand Drive. | | | | | | |

|  |  |  OIL |  AIR |  FUEL |  CABIN |  OTHER |
|---|--|--|--|---|--|--|
| FIAT | | | | | | |
| Marea (96-) | | | | | | |
| 2000 20V, 108 KW | 09/96 → 05/99 | SP-943 | MD-9328 | SP-2060 | MS-6123 | MS-6292 |
| Comments: MS-6123: With air-condition system Left Hand Drive, MS-6292: With air-condition system Right Hand Drive. | | | | | | |
| 2000 20V, 113 KW | 04/99 → 12/00 | SP-1076 | MD-9328 | | MS-6123 | MS-6292 |
| Comments: MS-6123: With air-condition system Left Hand Drive, MS-6292: With air-condition system Right Hand Drive. | | | | | | |
| 2400 JTD 125, 91 KW | 09/96 → 05/99 | SP-943 | MD-9328 | SP-966 | MS-6123 | MS-6292 |
| Comments: SP-966: From engine no. 0446112, MS-6123: With air-condition system Left Hand Drive, MS-6292: With air-condition system Right Hand Drive. | | | | | | |
| 2400 JTD, 96 KW | 04/99 → | SP-943 | MD-9328 | SP-1249 | MS-6123 | MS-6292 |
| Comments: SP-1249: Up to engine no. 2138653, MS-6123: With air-condition system Left Hand Drive, MS-6292: With air-condition system Right Hand Drive. | | | | | | |
| Marengo (86-92) | | | | | | |
| 1930D | 09/88 → 12/91 | SP-907 | MD-9024 | SP-966 | MS-6123 | |
| | 03/90 → 12/92 | SP-907 | MD-9102 | SP-966 | MS-6123 | |
| 2500D | 03/87 → 12/92 | SP-907 | MD-5008 | MD-093 | MS-6123 | |
| Multipla (98-) | | | | | | |
| 1600 16V 182.A4.000 | 10/98 → | SP-940 | MD-9734 | | MS-6147 | |
| 1600 16V Bipower, 186.A3/4.000 | 10/01 → | SP-940 | MD-9734 | | MS-6147 | |
| 1600 16V, 186.A3.000 | 04/99 → | SP-940 | MD-9734 | | MS-6147 | |
| 1600 16V, 186.A4.000 | 04/99 → | SP-940 | MD-9734 | | MS-6147 | |
| 1900 JTD 186.A6.000 | 02/01 → 07/02 | SP-943 | MD-9734 | SP-1249 | MS-6147 | |
| 1900 JTD, 182.B4.000, 77 KW | 10/98 → 03/01 | SP-943 | MD-9734 | SP-1249 | MS-6147 | |
| 1900 JTD, 186.A8.000,85KW | 07/02 → | SP-943 | MD-9734 | SP-1249 | MS-6147 | |
| 1900 JTD,186.A6.000 ,81 KW | 02/01 → 05/01 | SP-943 | MD-9734 | SP-1249 | MS-6147 | |
| | 06/01 → 07/02 | SP-1039 | MD-9734 | SP-1249 | MS-6147 | |
| Palio (96-) | | | | | | |
| 1000, 45 KW | 04/96 → 07/98 | SP-940 | MD-9716 | SP-2125 | MS-6149 | |
| | 08/98 → 09/99 | SP-940 | MD-9716 | SP-2125 | | |
| | 09/99 → | SP-940 | MD-9716 | SP-2125 | MS-6321 | |
| 1100 | 04/96 → 07/98 | SP-940 | MD-9716 | SP-2125 | MS-6149 | |
| | 08/98 → 08/99 | SP-940 | MD-9716 | SP-2125 | | |
| | 09/99 → | SP-940 | MD-9716 | SP-2125 | MS-6321 | |
| 1200, 44 KW | 02/01 → | SP-1076 | MD-9716 | SP-2125 | MS-6361 | |
| | | SP-1001 | | | | |
| | | SP-940 | | | | |
| Comments: SP-1076: Partly/or, SP-1001: Partly/or, SP-940: Partly/or. | | | | | | |
| 1200, 54 KW | 04/96 → 07/98 | SP-1076 | MD-9716 | SP-2125 | MS-6149 | |
| | | SP-1001 | | | | |
| | | SP-940 | | | | |
| Comments: SP-1076: Partly/or, SP-1001: Partly/or, SP-940: Partly/or. | | | | | | |
| | 08/98 → 08/99 | SP-1076 | MD-9716 | SP-2125 | | |
| | | SP-1001 | | | | |
| | | SP-940 | | | | |
| Comments: SP-1076: Partly/or, SP-1001: Partly/or, SP-940: Partly/or. | | | | | | |
| | 09/99 → | SP-1076 | MD-9716 | SP-2125 | MS-6361 | |
| | | SP-1001 | | | | |
| | | SP-940 | | | | |
| Comments: SP-1076: Partly/or, SP-1001: Partly/or, SP-940: Partly/or. | | | | | | |
| 1400, 51 KW | 04/96 → 07/98 | SP-940 | MD-9716 | SP-2125 | MS-6149 | |
| | 08/98 → 08/99 | SP-940 | MD-9716 | SP-2125 | | |
| | 09/99 → | SP-940 | MD-9716 | SP-2125 | MS-6321 | |
| 1500, 56 KW | 01/97 → 07/98 | SP-940 | MD-9716 | SP-2125 | MS-6149 | |
| | 08/98 → 08/99 | SP-940 | MD-9716 | SP-2125 | | |
| | 09/99 → | SP-940 | MD-9716 | SP-2125 | MS-6361 | |
| 1600 16V, 74 KW | 04/96 → 07/98 | SP-940 | MD-9716 | SP-2125 | MS-6149 | |
| | 08/98 → 08/99 | SP-940 | MD-9716 | SP-2125 | | |
| | 09/99 → | SP-940 | MD-9716 | SP-2125 | MS-6361 | |
| 1600 16V, 76 KW | 09/01 → | SP-940 | MD-9716 | SP-2125 | MS-6361 | |








|  |  |  OIL |  AIR |  FUEL |  CABIN |  OTHER |
|---|--|--|--|---|--|--|
| FIAT | | | | | | |
| Palio (96-) | | | | | | |
| 1700 TD, 51 KW | 04/96 → 07/98 | SP-940 | MD-9716 | SP-966 | MS-6149 | |
| | 08/98 → 05/99 | SP-943 | MD-9716 | SP-966 | | |
| | 06/99 → 08/99 | SP-943 | MD-9716 | SP-966 | | |
| | 09/99 → | SP-943 | MD-9716 | SP-966 | MS-6361 | |
| 1900 D, 46 KW | 03/01 → | SP-943 | MD-9716 | SP-1291 | MS-6361 | |
| 1900 JTD, 57 KW | 10/01 → | SP-943 | MD-9716 | SP-1239 | MS-6361 | |
| 1900 JTD, 80 KW | 06/02 → | SP-943 | MD-9716 | SP-1239 | MS-6361 | |
| Panda I (81-04) | | | | | | |
| 1000 | 01/86 → 11/89 | SP-940 | MD-9444 | FF-009 | | |
| 1000i | 10/86 → 07/89 | SP-940 | MD-9444 | FF-032 | | |
| 1000i 32-37kw | 10/86 → 12/92 | SP-940 | MD-9444 | SP-2024 | | |
| 1100 | 11/85 → 12/89 | SP-928 | MD-5008 | FF-009 | | |
| 1100i | 12/92 → 06/00 | SP-940 | MD-9444 | FF-032 | | |
| 1100i 37KW Trekking | 10/90 → 12/92 | SP-940 | MD-9444 | SP-2024 | | |
| 1300D | 01/86 → 12/92 | SP-858 | MD-5022 | SP-966 | | |
| 1700D | 11/86 → 09/88 | SP-907 | MD-9024 | SP-966 | | |
| | 10/88 → 06/92 | SP-907 | MD-9054 | SP-966 | | |
| 650 22KW | 01/81 → 12/85 | SP-907 | MD-9434 | FF-009 | | |
| 750 Fire | 01/86 → 11/89 | SP-940 | MD-9444 | FF-009 | | |
| 900 | 10/86 → 12/92 | SP-927 | MD-244 | FF-009 | | |
| 900 25-33KW | 01/81 → 03/82 | SP-910 | MD-044 | FF-009 | | |
| | 04/80 → 12/82 | SP-927 | MD-044 | FF-009 | | |
| | 01/84 → 12/85 | SP-927 | MD-244 | FF-009 | | |
| 900i 29KW | 10/86 → 10/92 | SP-927 | MD-244 | SP-2024 | | |
| | 11/92 → 06/00 | SP-910 | MD-9336 | FF-032 | | |
| 960 35KW | 04/81 → 12/85 | SP-927 | MD-574 | FF-009 | | |
| Panda II (03-) | | | | | | |
| 1100,187 A1.000, 40 KW | 09/03 → | SP-1076 SP-1001 | MD-8110 | | MS-6302 | |
| Comments: SP-1076: Up to engine 1890655, SP-1001: From engine no. 1890666 | | | | | | |
| 1200,169A4.000, 51 KW | 03/10 → 12/11 | SP-1001 | MD-8110 | | MS-6302 | |
| 1200,188 A4.000, 44 KW | 09/03 → | SP-1076 SP-1001 | MD-8110 | | MS-6302 | |
| Comments: SP-1076: Up to engine 1890655, SP-1001: From engine no. 1890666 | | | | | | |
| 1300 JTD 16V, 55 KW | 06/06 → 11/11 | MD-537 MD-547 MD-637 | MD-8094 MD-8524 | MD-577 | MS-6302 | |
| Comments: MD-8094: Emission standard Euro 4, MD-8524: Emission standard Euro 5, MD-537: Emission standard Euro 4 Purflux housing 83,7 mm height, MD-547: Emission standard Euro 4 UFI housing 100 mm height, MD-637: Emission standard Euro 5 UFI housing 106 mm, MD-577: Emission standard Euro 4. | | | | | | |
| | 12/11 → | MD-537 MD-547 MD-637 | MD-8094 | MD-577 | MS-6302 | |
| Comments: MD-8094: Emission standard Euro 4, MD-537: Emission standard Euro 4 Purflux housing 83,7 mm height, MD-547: Emission standard Euro 4 UFI housing 100 mm height, MD-637: Emission standard Euro 5 UFI housing 106 mm, MD-577: Emission standard Euro 4. | | | | | | |
| 1300 JTD, 16V, 188A9.000, 51 KW | 12/03 → 12/04 | MD-537 | MD-8094 | MD-577 | MS-6302 | |
| 1400 16V, 74 KW | 10/06 → | SP-1094 | MD-8422 | | MS-6302 | |
| 1400 Natural Power 8V, 57 KW | 09/10 → | SP-1094 | MD-8184 | | MS-6302 | |
| Panda III (12-) | | | | | | |
| 1200, 51 KW | 01/12 → | SP-1094 | MD-8184 | | | |
| 1300 JTD, 55 KW | 01/12 → | MD-637 | MD-8594 | | | |
| 900 Twin Air Turbo, 63 KW | 01/12 → | | | | | |
| 900 Twin Air, 48 KW | 01/12 → | | | | | |
| Polonez | | | | | | |
| 1500 | 05/78 → | SP-850 | MD-024 | FF-009 | | |
| 1500i | 06/86 → | SP-850 | MD-024 | | | |
| 1600 | 06/86 → | SP-850 | MD-024 | FF-009 | | |
| 1600i | 06/86 → | SP-850 | MD-024 | | | |
| Punto I (93-00) | | | | | | |
| 1100 55, 40KW | 11/93 → 09/95 | SP-940 | MD-9268 | FF-032 | MS-6112 | |
| 1100i 55, 40KW | 11/93 → 04/97 | SP-940 | MD-9268 | SP-2060 | MS-6112 | |

| FIAT | | | | | | |
|---|---------------|---------|---------|---------|---------|--|
| Punto I (93-00) | | | | | | |
| 1108i 55 | 05/97 → 08/00 | SP-940 | MD-9272 | SP-2060 | MS-6112 | |
| 1200 60, 43/44KW | 11/93 → 09/95 | SP-940 | MD-9268 | FF-032 | MS-6112 | |
| 1200i 75 MPi, 54KW | 11/93 → 09/94 | SP-940 | MD-9270 | SP-2002 | MS-6112 | |
| | 10/94 → 09/98 | SP-940 | MD-9270 | SP-2060 | MS-6112 | |
| 1200i 75 SPi, 43/44KW | 10/94 → 09/98 | SP-940 | MD-9268 | SP-2060 | MS-6112 | |
| 1200i 85 16V, 62/63KW | 05/97 → 08/00 | SP-940 | MD-9272 | SP-2060 | MS-6112 | |
| 1200i 85 MPi 16V, 62/63KW | 09/98 → 09/99 | SP-1094 | MD-9272 | SP-2060 | MS-6112 | |
| 1400i 96KW Turbo | 09/96 → 09/00 | SP-940 | MD-9272 | SP-2060 | MS-6112 | |
| 1400i 98KW Turbo | 09/93 → 08/94 | SP-940 | MD-9272 | SP-2002 | MS-6112 | |
| | 09/94 → 09/00 | SP-940 | MD-9272 | SP-2060 | MS-6112 | |
| 1400i 98KW Turbo -Mot 9039156 | 01/93 → 08/94 | SP-928 | MD-9272 | SP-2002 | MS-6112 | |
| 1600i 90, 65/66KW | 11/93 → 08/96 | SP-928 | MD-9272 | SP-2060 | MS-6112 | |
| | 09/93 → 09/98 | SP-940 | MD-9272 | SP-2060 | MS-6112 | |
| 1700D 42/46KW | 08/93 → 09/98 | SP-907 | MD-9326 | SP-966 | MS-6112 | |
| 1700TD 51/52KW | 11/93 → 04/96 | SP-907 | MD-9108 | SP-966 | MS-6112 | |
| | 05/96 → 09/98 | SP-907 | MD-9108 | SP-1041 | MS-6112 | |
| Punto II (99-) | | | | | | |
| 1200 16V, 176 B9.000, 59 KW | 09/99 → | SP-1001 | MD-9706 | | MS-6245 | |
| 1200 8V, 188 A4.000, 44 KW | 09/99 → 12/00 | SP-940 | MD-8110 | | MS-6245 | |
| | | SP-1076 | MD-5146 | | | |
| Comments: SP-940: Emission standard EU2 up to engine no. 266044 height 98 mm, SP-1076: Emission standard EU2 from engine no. 266045 height 69.5 mm, MD-8110: From engine no. 2935743, MD-5146: Up to engine no. 2935742. | | | | | | |
| | 01/01 → 06/03 | SP-940 | MD-8110 | | MS-6245 | |
| | | SP-1076 | MD-5146 | | | |
| | | SP-1001 | | | | |
| Comments: SP-1001: Emission standard EU3, SP-940: Emission standard EU2 up to engine no. 266044 height 98 mm, SP-1076: Emission standard EU2 from engine no. 266045 height 69.5 mm, MD-8110: From engine no. 2935743, MD-5146: Up to engine no. 2935742. | | | | | | |
| | 07/03 → | SP-1001 | MD-8110 | | MS-6245 | |
| | | | MD-5146 | | | |
| Comments: MD-8110: From engine no. 2935743, MD-5146: Up to engine no. 2935742. | | | | | | |
| 1200 Natural Power, 188 A4.000, 44 KW | 09/03 → 12/03 | SP-1076 | MD-5146 | | MS-6245 | |
| | | SP-1001 | | | | |
| | 01/04 → 05/06 | SP-1001 | MD-5146 | | MS-6245 | |
| | 06/06 → | SP-1001 | MD-8110 | | MS-6245 | |
| 1300 JTD, 188 A9.000, 51 KW | 07/03 → 12/04 | MD-537 | MD-8094 | MD-577 | MS-6245 | |
| Comments: MD-537: Purflux housing. | | | | | | |
| | 01/05 → | MD-547 | MD-8094 | MD-577 | MS-6245 | |
| Comments: MD-547: UFI housing. | | | | | | |
| 1400 16V, 843 A1.000, 70 KW | 07/03 → | SP-1001 | MD-8018 | | MS-6245 | |
| 1800 16V, 183 A1.000, 96 KW | 09/99 → | SP-1076 | MD-5142 | | MS-6245 | |
| 1900 D, 188 A2.000, 59 KW | 09/99 → 09/03 | SP-943 | MD-5142 | SP-1291 | MS-6245 | |
| 1900 D, 188 A3.000, 44 KW | 09/99 → 09/03 | SP-943 | MD-5142 | SP-1291 | MS-6245 | |
| 1900 JTD, 188 A7.000, 63 KW | 11/01 → 06/03 | SP-943 | MD-5142 | SP-1249 | MS-6245 | |
| | 07/03 → 06/03 | SP-943 | MD-5142 | MD-577 | MS-6245 | |
| 1900 JTD, 188 B2.000, 74 KW | 07/03 → | SP-1039 | MD-5142 | MD-577 | MS-6245 | |
| Punto III / Grande (05-) | | | | | | |
| 1200 8V, 199A4.000, 48 KW | 10/05 → | SP-1094 | MD-8184 | | MS-6339 | |
| 1300 JTD, 199A2.000, 55 KW | 10/05 → 02/12 | MD-547 | MD-8094 | SP-1343 | MS-6339 | |
| | | MD-537 | MD-8524 | | | |
| | | MD-637 | | | | |
| Comments: MD-547: Emission standard Euro 4 UFI housing 100 mm height, MD-537: Emission standard Euro 4 Purflux housing 83,7 mm height, MD-637: Emission standard Euro 5 UFI housing 106 mm height, MD-8094: Emission standard Euro 4, MD-8524: Emission standard Euro 5, SP-1343: Emission standard Euro 4. | | | | | | |
| 1300 JTD, 199A3.000, 66KW | 10/05 → | MD-547 | MD-8094 | | MS-6339 | |
| | | MD-537 | | | | |
| | | MD-637 | | | | |
| Comments: MD-547: Emission standard Euro 4 UFI housing 100 mm height, MD-537: Emission standard Euro 4 Purflux housing 83,7 mm height, MD-637: Emission standard Euro 5 UFI housing 106 mm height. | | | | | | |
| 1300 JTD, 63KW | 04/10 → | MD-637 | MD-8524 | | MS-6339 | |
| 1300 JTD, 70KW | 01/10 → | MD-637 | MD-8524 | | MS-6339 | |
| 1400 16V MultiAir, 77KW | 01/10 → | MD-537 | MD-8018 | | MS-6339 | |
| 1400 16V MultiAir, 99KW | 01/10 → | MD-537 | MD-8206 | | MS-6339 | |

| FIAT | | | | | | |
|--|---------------|------------------|---------|---------|---------|--|
| Punto III / Grande (05-) | | | | | | |
| 1400 16V, 199A6.000, 70 KW | 02/06 → | SP-1094 | MD-8018 | | MS-6339 | |
| 1400 8V, 350A1.000, 57 KW | 10/05 → | SP-1094 | MD-8184 | | MS-6339 | |
| 1400 Abarth, 132 Kw | 12/07 → | MD-537 | | | MS-6339 | |
| 1400 Natural Power (CNG), 51KW | 11/08 → | SP-1001 | MD-8184 | | MS-6339 | |
| 1400 TB MultiAir Abarth, 120KW | 05/10 → | MD-537 | MD-8206 | | MS-6339 | |
| 1400 Turbo T-Jet Abarth, 114KW | 09/08 → | MD-537 | MD-8018 | | MS-6339 | |
| 1400 Turbo T-Jet, 88KW | 06/07 → | MD-537 | MD-8018 | | MS-6339 | |
| 1600 MultiJet 16V, 88KW | 10/08 → | MD-637 MD-669 | MD-8206 | | MS-6339 | |
| Comments: MD-637: For vehicles without start-stop system. MD-669: For vehicles with start-stop system. | | | | | | |
| 1900 JTD, 939A1.000, 88 KW | 10/05 → 02/08 | MD-515 | MD-8206 | | MS-6339 | |
| Comments: MD-515: MANN+HUMMEL filtration system. | | | | | | |
| | 03/08 → | MD-637 | MD-8206 | | MS-6339 | |
| Comments: MD-637: UFI filtration system. | | | | | | |
| 1900 JTD, 939A1.000, 85 KW | 06/06 → 02/08 | MD-515 | MD-8206 | | MS-6339 | |
| Comments: MD-515: MANN+HUMMEL filtration system. | | | | | | |
| | 03/08 → | MD-637 | MD-8206 | | MS-6339 | |
| Comments: MD-637: UFI filtration system. | | | | | | |
| 1900 JTD, 96 KW | 10/05 → 02/08 | MD-515 | MD-8206 | | MS-6339 | |
| Comments: MD-515: MANN+HUMMEL filtration system. | | | | | | |
| | 03/08 → | MD-637 | MD-8206 | | MS-6339 | |
| Comments: MD-637: UFI filtration system. | | | | | | |
| 900 Twin Air Turbo, 63 KW | 01/12 → | | MD-8184 | | MS-6339 | |
| Qubo (08-) | | | | | | |
| 1300 Multijet 16V, 55KW | 11/08 → | MD-537 | MD-8594 | SP-1343 | MS-6380 | |
| 1300 Multijet 16V, 70KW | 08/10 → | MD-537 | MD-8594 | | MS-6380 | |
| 1400 Natural Power 8V, 51 KW | 09/10 → | SP-1094 | MD-8184 | | MS-6380 | |
| 1400, 54KW | 11/08 → | MD-525 | MD-8478 | | MS-6380 | |
| Regata (83-91) | | | | | | |
| 1300 | 03/82 → 07/89 | SP-928 | MD-576 | FF-009 | | |
| 1500 | 03/82 → 07/89 | SP-928 | MD-576 | FF-009 | | |
| 1500ie | 03/82 → 04/86 | SP-928 | MD-5022 | SP-2022 | | |
| | 05/86 → 07/89 | SP-928 | MD-5022 | SP-2001 | | |
| 1600 | 03/82 → 08/86 | SP-910 | MD-536 | FF-009 | | |
| 1600ie | 03/82 → 08/84 | SP-910 | MD-536 | SP-2003 | | |
| | 09/84 → 04/85 | SP-910 | MD-5052 | SP-2003 | | |
| 1697D BOSCH | 01/83 → 09/88 | SP-907 | MD-9024 | SP-966 | | |
| | 10/88 → 06/91 | SP-907 | MD-9054 | SP-966 | | |
| 1697D CAV | 01/83 → 09/88 | SP-907 | MD-9024 | MD-195 | | |
| | 10/88 → 12/90 | SP-907 | MD-9054 | MD-195 | | |
| 1714D BOSCH | 01/83 → 07/89 | SP-907 | MD-9454 | SP-966 | | |
| 1714D CAV | 01/83 → 01/89 | SP-907 | MD-9454 | MD-195 | | |
| 1930D BOSCH | 01/84 → 09/88 | SP-907 | MD-9024 | SP-966 | | |
| | 10/88 → 06/91 | SP-907 | MD-9054 | SP-966 | | |
| 1930D CAV | 01/84 → 09/88 | SP-907 | MD-9024 | MD-195 | | |
| | 10/88 → 06/91 | SP-907 | MD-9054 | MD-195 | | |
| 1930TD | 06/86 → 10/89 | SP-907 | MD-9034 | SP-966 | | |
| Ritmo (78-89) | | | | | | |
| 1050 | 02/78 → 03/80 | SP-910 | MD-044 | FF-009 | | |
| | 04/80 → 05/84 | SP-928 | MD-044 | FF-009 | | |
| 1100 | 01/79 → 05/84 | SP-928 | MD-244 | FF-009 | | |
| | 06/84 → 12/87 | SP-928 | MD-576 | FF-009 | | |
| 1300 | 02/78 → 12/80 | SP-928 | MD-244 | FF-009 | | |
| | 01/80 → 12/82 | SP-928 | MD-576 | FF-009 | | |
| 1500 | 02/78 → 08/81 | SP-928 | MD-244 | FF-009 | | |
| | 09/81 → 10/85 | SP-928 | MD-576 | FF-009 | | |
| 1500i | 02/82 → 12/86 | SP-928 | MD-576 | SP-2003 | | |
| | 01/88 → 07/89 | SP-928 | MD-576 | SP-2001 | | |
| 1600 | 01/79 → 12/82 | SP-910 | MD-024 | FF-009 | | |
| 1600i | 06/84 → 12/87 | SP-910 | MD-9054 | SP-2001 | | |

|  |  |  OIL |  AIR |  FUEL |  CABIN |  OTHER |
|---|--|--|--|---|--|--|
| FIAT | | | | | | |
| Ritmo (78-89) | | | | | | |
| 1700D BOSCH | 01/79 → 05/84 | SP-907 | MD-9454 | SP-966 | | |
| | 06/84 → 12/87 | SP-907 | MD-9024 | SP-966 | | |
| 1700D CAV | 01/79 → 05/84 | SP-907 | MD-9454 | MD-195 | | |
| | 06/84 → 05/87 | SP-907 | MD-9024 | MD-195 | | |
| 1930TD BOSCH | 06/84 → 07/89 | SP-907 | MD-9034 | SP-966 | | |
| 1930TD CAV | 12/85 → 12/87 | | | MD-195 | | |
| Ritmo - Abarth (81-87) | | | | | | |
| 105TC 1600 | 01/79 → 09/82 | SP-910 | MD-024 | FF-009 | | |
| 125TC 2000 | 01/79 → 09/82 | SP-910 | MD-024 | FF-009 | | |
| 130TC 2000 | 01/83 → 12/87 | SP-910 | MD-9062 | FF-009 | | |
| Scudo I (95-07) | | | | | | |
| 1600i 58KW | 01/96 → 04/98 | SP-940 | MD-9088 | SP-2003 | MS-6146 | |
| 1930D 51KW | 01/96 → 04/98 | SP-943 | MD-9088 | MD-069 | MS-6146 | |
| 1930TD 66KW | 02/95 → 04/98 | SP-943 | MD-9088 | MD-363 | MS-6146 | |
| 1930TD 68KW | 01/96 → 04/98 | SP-943 | MD-9088 | MD-069 | MS-6146 | |
| 2000 16V, RFN, 100KW | 06/00 → 01/07 | SP-943 | MD-9088 | SP-2061 | MS-6146 | |
| 2000 JTD 16V,RHZ, 80KW | 06/00 → 01/07 | SP-943 | MD-9088 | MD-439 MD-393 | MS-6255 | |
| Comments: MD-439: Siemens injection system, MD-393: BOSCH injection system. | | | | | | |
| 2000 JTD, RHX, 69 KW | 06/00 → 01/07 | SP-943 | MD-9088 | MD-493 MD-393 | MS-6146 | |
| Comments: MD-439: Siemens injection system, MD-393: BOSCH injection system. | | | | | | |
| 2000 JTD,RHW/RHZ, 80KW | 06/00 → 01/07 | SP-943 | MD-9088 | MD-393 | MS-6146 | |
| 2000 JTD,RHX, 69KW | 06/00 → 01/07 | SP-943 | MD-9088 | MD-393 | MS-6146 | |
| Scudo II (07-) | | | | | | |
| 1600 JTD, Multijet 90, DV6UTED4, DV6UC, DV6DU, 66 K | 01/07 → | MD-509 | MD-8176 MD-8526 | FF-064 | MS-6402 | |
| Comments: Engine code DV6UC use MD-8526 | | | | | | |
| 2000 EW10A, 103 KW | 03/07 → | MD-525 | MD-8388 | MD-563 | MS-6402 | |
| 2000 JTD120, DW10UTED4, 88 KW | 01/07 → | MD-525 | MD-8388 | MD-563 | MS-6402 | |
| 2000 JTD140 Multijet 165, DW10CTED4,120KW | 07/10 → | MD-525 | MD-8388 | MD-657 | MS-6402 | |
| 2000 JTD140, DW10BTED4, 100KW | 01/07 → | MD-525 | MD-8388 | MD-563 | MS-6402 | |
| 2000 Multijet 130,DW10CE E5, 94 KW | 08/11 → | MD-525 | MD-8388 | MD-657 | MS-6402 | |
| Sedici (06-) | | | | | | |
| 1600 16V, 79KW | 03/06 → 10/09 | SP-1087 | MD-8324 | | MS-6273 | |
| 1600 16V, 88W | 11/09 → | SP-1087 | MD-8572 | | MS-6273 | |
| 1900 JTD, 88 KW | 03/06 → 02/08 | MD-515 | MD-8344 | MD-577 | MS-6273 | |
| Comments: MD-515: MANN+HUMMEL filtration system. | | | | | | |
| 1900 JTD, 88KW | 03/08 → | MD-637 | MD-8344 | MD-577 | MS-6273 | |
| Comments: MD-637: UFI filtration system. | | | | | | |
| 2000 JTD, 99KW | 11/09 → | MD-637 | MD-8552 | MD-577 | MS-6273 | |
| Seicento (98-) | | | | | | |
| 900i 29KW | 04/98 → | SP-910 | MD-9434 | SP-2125 | | |
| 1100 MPi 40KW | 10/00 → | SP-1076 | MD-5162 | | | |
| 1100i 40KW | 04/98 → | SP-940 | MD-9268 | SP-2125 | | |
| Siena (96-) | | | | | | |
| 1000, 45 KW | 04/98 → 07/98 | SP-940 | MD-9716 | SP-2125 | MS-6149 | |
| | 08/98 → 08/99 | SP-940 | MD-9716 | SP-2125 | | |
| | 08/98 → 08/99 | SP-940 | MD-9716 | SP-2125 | MS-6361 | |
| 1100 | 04/96 → 07/98 | SP-940 | MD-9716 | SP-2125 | MS-6149 | |
| | 08/98 → 09/99 | SP-940 | MD-9716 | SP-2125 | | |
| | 09/99 → | SP-940 | MD-9716 | SP-2125 | MS-6361 | |
| 1200, 44 KW | 02/01 → | SP-1001 | MD-9716 | SP-2125 | MS-6361 | |
| 1200, 54 KW | 04/96 → 07/98 | SP-940 | MD-9716 | SP-2125 | MS-6149 | |
| | 08/98 → 09/99 | SP-940 | MD-9716 | SP-2125 | | |
| | 09/99 → | SP-940 | MD-9716 | SP-2125 | MS-6361 | |
| 1300 JTD, 51 KW | 09/03 → | MD-547 MD-537 | MD-8094 | MD-577 | MS-6361 | |
| Comments: MD-547: UFI housing, MD-537: Purflux housing. | | | | | | |

|  |  |  OIL |  AIR |  FUEL |  CABIN |  OTHER |
|---|--|--|--|---|--|--|
| FIAT | | | | | | |
| Siena (96-) | | | | | | |
| 1400, 51 KW | 04/96 → 07/98 | SP-940 | MD-9716 | SP-2125 | MS-6149 | |
| | 08/98 → 08/99 | SP-940 | MD-9716 | SP-2125 | | |
| | 09/99 → | SP-940 | MD-9716 | SP-2125 | MS-6361 | |
| 1400, 52 KW | 01/97 → 07/98 | SP-940 | MD-9716 | SP-2125 | MS-6149 | |
| | 08/98 → 08/99 | SP-940 | MD-9716 | SP-2125 | | |
| | 09/99 → | SP-940 | MD-9716 | SP-2125 | MS-6361 | |
| 1400, 57 KW | 03/05 → | SP-1001 | MD-8184 | SP-2125 | MS-6361 | |
| 1500, 56 KW | 01/97 → 07/98 | SP-940 | MD-9716 | SP-2125 | MS-6149 | |
| | 08/98 → 08/99 | SP-940 | MD-9716 | SP-2125 | | |
| | 09/99 → | SP-940 | MD-9716 | SP-2125 | MS-6361 | |
| 1600 16V, 74 KW | 04/96 → 07/98 | SP-940 | MD-9716 | SP-2150 | MS-6149 | |
| | 08/98 → 08/99 | SP-940 | MD-9716 | SP-2150 | | |
| | 09/99 → 08/99 | SP-940 | MD-9716 | SP-2150 | MS-6361 | |
| 1600 16V, 76 KW | 09/01 → | SP-940 | MD-9716 | SP-2125 | MS-6361 | |
| 1600, 76 KW | 01/97 → 07/98 | SP-940 | MD-9716 | | MS-6149 | |
| | 08/98 → 08/99 | SP-940 | MD-9716 | | | |
| | 09/99 → | SP-940 | MD-9716 | | MS-6361 | |
| 1700 TD (PL), 51 KW | 07/97 → 07/98 | SP-928 | MD-9716 | SP-966 | MS-6149 | |
| | 08/98 → 08/99 | SP-940 | MD-9716 | SP-966 | | |
| | 09/99 → | SP-940 | MD-9716 | SP-966 | MS-6361 | |
| 1700 TD, 51 KW | 04/96 → 05/99 | SP-928 | MD-9716 | SP-966 | MS-6149 | |
| | 06/99 → | SP-943 | MD-9716 | SP-966 | | |
| 1900 D, 46 KW | 03/01 → | SP-943 | MD-9716 | SP-1291 | MS-6361 | |
| 1900 JTD, 57 KW | 10/01 → | SP-943 | MD-9716 | SP-1239 | MS-6361 | |
| 1900 JTD, 80 KW | 06/02 → | SP-943 | MD-9716 | SP-1239 | MS-6361 | |
| Stilo/Stilo Multi Wagon (01-) | | | | | | |
| 1200i 16V, 59KW | 10/01 → | SP-1094 | MD-8018 | | MS-6241 | |
| 1400 16V 70KW | 12/03 → | SP-1094 | MD-8018 | | MS-6241 | |
| 1600i 16V, 76KW | 10/01 → | SP-940 | MD-8012 | | MS-6241 | |
| 1800i 16V, 98KW | 10/01 → | SP-1076 | MD-8026 | | MS-6241 | |
| 1900 JTD, 85KW | 09/01 → 12/02 | SP-1039 | MD-8026 | SP-1239 | MS-6241 | |
| | 01/03 → | SP-1039 | MD-8026 | SP-1342 | MS-6241 | |
| 1900 JTD,103KW | 12/03 → | SP-1039 | MD-8026 | SP-1342 | MS-6241 | |
| 2400i 20V, 125KW | 10/01 → | SP-1071 | MD-8026 | | MS-6241 | |
| Strada (99-) | | | | | | |
| 1200i 54KW | 05/98 → 05/06 | SP-940 | MD-9268 | | MS-6361 | |
| 1300 JTD, 62 KW | 06/06 → | MD-537 MD-547 | MD-8094 | MD-577 | MS-6361 | |
| Comments: (MD-547 Purflux housing) (MD-537 UFI housing) | | | | | | |
| 1700 TD, 176A3.000, 51 KW | 06/99 → 06/02 | SP-943 | MD-9716 | SP-966 | MS-6361 | |
| 1900 Diesel, 223.A6.000, 46 KW | 12/00 → 06/03 | SP-943 | MD-9716 | SP-1291 | MS-6361 | |
| 1900 JTD, 188A2.000, 59 KW | 06/02 → 05/06 | SP-943 | MD-9716 | SP-1239 | MS-6361 | |
| Talento (85-94) | | | | | | |
| 1900 Diesel, 149B1.000, 52 KW | 02/87 → 03/94 | SP-943 | MD-5018 | SP-966 | | |
| 2000, 55 KW | 07/85 → 03/94 | SP-943 | MD-5006 | FF-009 | | |
| Tempra (90-96) | | | | | | |
| 1400 | 03/94 → 08/96 | SP-940 | MD-9102 | FF-009 | MS-6013 | |
| | 03/90 → 02/94 | SP-928 | MD-9102 | FF-009 | MS-6013 | |
| | 03/94 → 08/96 | SP-940 | MD-9102 | FF-009 | MS-6013 | |
| | 03/90 → 02/94 | SP-928 | MD-9102 | FF-009 | MS-6013 | |
| 1400i | 03/90 → 02/94 | SP-928 | MD-9626 | SP-2024 | MS-6013 | |
| | 03/94 → 08/96 | SP-940 | MD-9626 | SP-2024 | MS-6013 | |
| | 03/90 → 02/94 | SP-928 | MD-9626 | SP-2024 | MS-6013 | |
| | 03/94 → 08/96 | SP-940 | MD-9626 | SP-2024 | MS-6013 | |
| 1600 | 03/94 → 08/96 | SP-940 | MD-9102 | FF-009 | MS-6013 | |
| | 03/90 → 02/94 | SP-928 | MD-9102 | FF-009 | MS-6013 | |
| | 03/94 → 08/96 | SP-940 | MD-9102 | FF-009 | MS-6013 | |
| | 03/90 → 02/94 | SP-928 | MD-9102 | FF-009 | MS-6013 | |

|  |  |  OIL |  AIR |  FUEL |  CABIN |  OTHER |
|---|--|--|--|---|--|--|
| FIAT | | | | | | |
| Tempra (90-96) | | | | | | |
| 1600i | 03/90 → 04/92 | SP-928 | MD-9626 | SP-2024 | MS-6013 | |
| | 05/92 → 08/96 | SP-928 | MD-9340 | SP-2024 | MS-6013 | |
| | 03/90 → 04/92 | SP-928 | MD-9626 | SP-2024 | MS-6013 | |
| | 05/92 → 08/96 | SP-928 | MD-9340 | SP-2024 | MS-6013 | |
| 1800i | 03/90 → 08/96 | SP-824 | MD-9102 | SP-2002 | MS-6013 | |
| | 03/90 → 08/96 | SP-824 | MD-9102 | SP-2002 | MS-6013 | |
| 1930D | 03/90 → 08/96 | SP-907 | MD-9102 | SP-966 | MS-6013 | |
| | 03/90 → 08/96 | SP-907 | MD-9102 | SP-966 | MS-6013 | |
| 1930TD | 03/90 → 08/96 | SP-907 | MD-9102 | SP-966 | MS-6013 | |
| | 03/90 → 08/96 | SP-907 | MD-9102 | SP-966 | MS-6013 | |
| 2000i | 01/90 → 04/93 | SP-910 | MD-9102 | SP-2105 | MS-6013 | |
| Tipo (87-96) | | | | | | |
| 1100 | 02/88 → 03/93 | SP-940 | MD-9444 | FF-009 | MS-6013 | |
| | 02/88 → 03/93 | SP-940 | MD-9444 | FF-009 | MS-6013 | |
| 1400 | 02/88 → 10/89 | SP-928 | MD-9626 | FF-009 | MS-6013 | |
| | 11/89 → 12/92 | SP-928 | MD-9102 | FF-009 | MS-6013 | |
| | 02/88 → 10/89 | SP-928 | MD-9626 | FF-009 | MS-6013 | |
| | 11/89 → 12/92 | SP-928 | MD-9102 | FF-009 | MS-6013 | |
| 1400i | 02/88 → 10/89 | SP-928 | MD-9626 | SP-2024 | MS-6013 | |
| | 11/89 → 04/92 | SP-928 | MD-9102 | SP-2024 | MS-6013 | |
| | 02/88 → 10/89 | SP-928 | MD-9626 | SP-2024 | MS-6013 | |
| | 11/89 → 04/92 | SP-928 | MD-9102 | SP-2024 | MS-6013 | |
| 1600 | 10/89 → 03/93 | SP-928 | MD-9102 | FF-009 | | |
| | 10/89 → 03/93 | SP-928 | MD-9102 | FF-009 | MS-6013 | |
| 1600 60KW | 02/88 → 10/89 | SP-928 | MD-9626 | FF-009 | | |
| | 02/88 → 10/89 | SP-928 | MD-9626 | FF-009 | MS-6013 | |
| 1600i 55KW | 03/93 → 08/96 | SP-928 | MD-9340 | SP-2024 | | |
| | 03/93 → 04/95 | SP-928 | MD-9340 | SP-2024 | MS-6013 | |
| 1600i 57KW | 10/89 → 04/92 | SP-928 | MD-9626 | SP-2024 | | |
| | 10/89 → 04/92 | SP-928 | MD-9626 | SP-2024 | MS-6013 | |
| 1600i 60KW | 02/88 → 10/90 | SP-928 | MD-9626 | SP-2024 | | |
| | 02/88 → 10/90 | SP-928 | MD-9626 | SP-2024 | MS-6013 | |
| 1600i 66KW | 02/88 → 12/89 | SP-824 | MD-9054 | SP-2024 | | |
| | 02/88 → 12/89 | SP-824 | MD-9054 | SP-2024 | MS-6013 | |
| 1700D | 02/88 → 12/92 | SP-907 | MD-9054 | SP-966 | | |
| | 01/92 → 09/94 | SP-907 | MD-9102 | SP-831 | | |
| | 02/88 → 12/92 | SP-907 | MD-9054 | SP-966 | MS-6013 | |
| | 01/92 → 09/94 | SP-907 | MD-9102 | SP-831 | MS-6013 | |
| 1800i | 02/88 → 09/94 | SP-824 | MD-9102 | SP-2105 | | |
| | 02/88 → 09/94 | SP-824 | MD-9102 | SP-2105 | MS-6013 | |
| 1800i 16V | 02/88 → 09/94 | SP-824 | MD-9102 | SP-2105 | | |
| | 02/88 → 09/94 | SP-824 | MD-9102 | SP-2105 | MS-6013 | |
| 1930D 48KW | 01/91 → 07/96 | SP-907 | MD-9102 | SP-831 | | |
| | 01/91 → 07/96 | SP-907 | MD-9102 | SP-831 | MS-6013 | |
| 1930D 59KW | 05/90 → 03/93 | SP-907 | MD-9102 | SP-966 | | |
| | 05/90 → 03/93 | SP-907 | MD-9102 | SP-966 | MS-6013 | |
| 1930TD 66KW | 02/88 → 10/89 | SP-907 | MD-9054 | SP-966 | | |
| | 10/89 → 12/92 | SP-907 | MD-9102 | SP-966 | | |
| | 01/92 → 08/96 | SP-907 | MD-9102 | SP-831 | | |
| | 02/88 → 10/89 | SP-907 | MD-9054 | SP-966 | MS-6013 | |
| | 10/89 → 12/92 | SP-907 | MD-9102 | SP-966 | MS-6013 | |
| | 01/92 → 04/95 | SP-907 | MD-9102 | SP-831 | MS-6013 | |
| 2000i 102/107KW 16V | 12/89 → 07/96 | SP-910 | MD-9102 | SP-2105 | | |
| | 12/89 → 07/96 | SP-910 | MD-9102 | SP-2105 | MS-6013 | |
| 2000i 80/83KW 8V | 02/88 → 03/92 | SP-910 | MD-9102 | SP-2105 | | |
| | 02/88 → 03/92 | SP-910 | MD-9102 | SP-2105 | MS-6013 | |
| Ulysse I (94-02) | | | | | | |
| 1800i 73KW | 03/97 → 08/02 | SP-943 | MD-9088 | SP-2003 | MS-6146 | |
| 1900TD | 02/95 → 08/02 | SP-948 | MD-9088 | MD-069 | MS-6146 | |

FIAT

Ulysse I (94-02)

| | | | | | | |
|--|---------------|--------|---------|------------------|---------|--|
| 2000 JTD, 80 KW | 10/99 → 08/02 | SP-943 | MD-9088 | MD-493 MD-393 | MS-6146 | |
| Comments: (MD-493 Siemens inj.system) (MD-393 BOSCH inj.sys) | | | | | | |
| 2000i 89KW | 06/94 → 08/02 | SP-948 | MD-9088 | SP-2003 | MS-6146 | |
| 2000i 97KW 16V | 06/94 → 08/02 | SP-948 | MD-9088 | SP-2024 | MS-6146 | |
| 2000i Turbo | 06/94 → 08/02 | SP-948 | MD-9088 | SP-2003 | MS-6146 | |
| 2100TD | 03/96 → 10/99 | SP-948 | MD-9088 | MD-069 | MS-6146 | |
| | 01/97 → 08/02 | SP-943 | MD-9088 | MD-363 | MS-6146 | |

Ulysse II (02-)

| | | | | | | |
|-------------------------------------|---------------|--------|---------|--------|---------|--|
| 2000 16V, RFN, EW10J4, 100 KW | 08/02 → | SP-943 | MD-9088 | | MS-6255 | |
| 2000 JTD, 80 KW | 08/02 → | SP-943 | MD-9088 | | MS-6255 | |
| 2000 JTD, DW10BTED4, 100 KW | 07/06 → | SP-943 | MD-9088 | MD-563 | MS-6255 | |
| 2200 JTD MultiJet DW12BTED4, 125 KW | 10/07 → | MD-525 | MD-8388 | | MS-6255 | |
| 2200 JTD,4HW, DW12 TED4, 94 KW | 08/02 → 07/06 | SP-943 | MD-9088 | MD-493 | MS-6255 | |
| 3000 V6, ES9J4S,150 KW | 08/02 → | SP-943 | MD-9410 | | MS-6255 | |

Uno (83-96)

| | | | | | | |
|--------------------|---------------|--------|---------|---------|--|--|
| 1000 | 10/89 → 12/93 | SP-928 | MD-9336 | FF-009 | | |
| 1000 Fire | 04/84 → 12/93 | SP-940 | MD-9444 | FF-009 | | |
| 1000i Fire | 10/89 → 12/93 | SP-940 | MD-9444 | SP-2024 | | |
| 1108(Fire) | 04/84 → 12/93 | SP-928 | MD-9444 | FF-009 | | |
| 1108i(Fire) | 10/89 → 12/93 | SP-928 | MD-9444 | SP-2024 | | |
| 1116(55/55S) | 03/82 → 08/89 | SP-928 | MD-244 | FF-009 | | |
| 1116(60S/Selectra) | 03/82 → 08/89 | SP-928 | MD-576 | FF-009 | | |
| 1116(CS) | 10/89 → 12/93 | SP-928 | MD-5008 | FF-009 | | |
| 1116(Trend) | 10/89 → 12/93 | SP-928 | MD-9336 | FF-009 | | |
| 1300 48/50KW | 03/82 → 08/89 | SP-928 | MD-576 | FF-009 | | |
| 1300D | 03/82 → 09/89 | SP-858 | MD-5022 | SP-966 | | |
| | 10/89 → 03/92 | SP-858 | MD-9106 | SP-966 | | |
| 1300i 48KW | 05/84 → 08/89 | SP-928 | MD-576 | SP-2024 | | |
| 1300ie Turbo | 01/85 → 02/92 | SP-928 | MD-9042 | SP-2080 | | |
| 1400 | 10/89 → 03/93 | SP-928 | MD-9626 | SP-2024 | | |
| 1400i | 01/85 → 09/89 | SP-928 | MD-576 | SP-2024 | | |
| | 10/89 → 03/93 | SP-928 | MD-9626 | SP-2024 | | |
| 1400ie Turbo | 10/89 → 12/93 | SP-928 | MD-9042 | SP-2080 | | |
| 1400TD | 01/86 → 09/89 | SP-907 | MD-9042 | SP-966 | | |
| | 10/89 → 12/93 | SP-907 | MD-9108 | SP-966 | | |
| 1500i | 10/85 → 04/86 | SP-928 | MD-9042 | SP-2022 | | |
| | 05/86 → 08/86 | SP-928 | MD-576 | SP-2022 | | |
| | 09/86 → 12/93 | SP-928 | MD-576 | SP-2024 | | |
| 1700D | 01/86 → 09/89 | SP-907 | MD-9024 | SP-966 | | |
| | 10/89 → 03/94 | SP-907 | MD-9122 | SP-966 | | |
| 900 33KW | 03/82 → 07/84 | SP-927 | MD-244 | FF-009 | | |
| | 08/85 → 12/92 | SP-940 | MD-9444 | FF-009 | | |

Uno 40/45/70 PL (95-)

| | | | | | | |
|-------------|---------|--------|---------|---------|--|--|
| 1000, 33 KW | 01/95 → | SP-940 | MD-9444 | FF-010 | | |
| 1400, 51 KW | 01/95 → | SP-928 | MD-9626 | SP-2024 | | |
| 900, 29 KW | 03/00 → | SP-927 | MD-9336 | SP-2024 | | |

Uno PL (95-)

| | | | | | | |
|----------------|---------|--------|---------|---------|--|--|
| 40, 0.9, 29 KW | 03/00 → | SP-927 | MD-9336 | SP-2024 | | |
|----------------|---------|--------|---------|---------|--|--|

X1/9

| | | | | | | |
|--------------|---------------|--------|--------|--------|--|--|
| 1300 | 06/73 → 12/79 | SP-927 | | FF-009 | | |
| 1300 (128AS) | 10/75 → 06/78 | SP-928 | | FF-010 | | |
| 1500 | 09/77 → 12/89 | SP-927 | MD-576 | FF-009 | | |
| | 06/85 → 12/89 | SP-928 | MD-576 | FF-010 | | |








FORD


Anglia (39-68)








| | | | | | | |
|------|---------------|--------|--------|--|--|--|
| 2000 | 09/59 → 09/67 | MD-015 | MD-006 | | | |
|------|---------------|--------|--------|--|--|--|

B-Max (12-)

|  |  |  OIL |  AIR |  FUEL |  CABIN |  OTHER |
|---|--|--|--|---|--|--|
| FORD | | | | | | |
| B-Max (12-) | | | | | | |
| 1000 EcoBoost, 10FDOX (Fox), 74 KW | 09/12 → | | | | MS-6393 | |
| 1000 EcoBoost, 10FDOX (Fox), 88 KW | 09/12 → | | | | MS-6393 | |
| 1400 Duratec, Zetec, 66 KW | 09/12 → | SP-1072 | | | MS-6393 | |
| 1500 TDCi, 15DSOX, 55 KW | 09/12 → | MD-509 | | | MS-6393 | |
| 1600 TDCi, Duratorq, 16DSOX, 70 KW | 09/12 → | MD-509 | | | MS-6393 | |
| 1600 Ti-VCT, Zetec, 77 KW | 09/12 → | SP-1072 | | | MS-6393 | |
| C-Max I (07-10) | | | | | | |
| 1600 TDCi, Duratorq, 66KW | 05/07 → 08/10 | MD-509 | MD-5294 | SP-1360 | MS-6331 MS-6331C | |
| 1600 TDCi, Duratorq, 74 KW | 05/07 → 08/10 | MD-509 | MD-5294 | SP-1360 | MS-6331 MS-6331C | |
| 1600 TDCi, Duratorq, 80KW | 05/07 → 08/10 | MD-509 | MD-5294 | SP-1360 | MS-6331 MS-6331C | |
| 1600, Duratec, 74KW | 05/07 → 08/10 | SP-1073 | MD-5294 | | MS-6331 MS-6331C | |
| 1800 16V, Duratec, 92KW | 05/07 → 08/10 | SP-1296 | MD-5294 | | MS-6331 MS-6331C | |
| 1800 TDCi, Duratorq, 85KW | 05/07 → 08/10 | SP-940 | MD-5294 | MD-617 | MS-6331 MS-6331C | |
| 2000 TDCi, Duratorq, 100KW | 05/07 → 02/10 | MD-525 | MD-5294 | MD-563 | MS-6331 MS-6331C | |
| | 03/10 → 08/10 | MD-525 | MD-5294 | MD-657 | MS-6331 MS-6331C | |
| 2000 TDCi, Duratorq, 81KW | 05/07 → 02/10 | MD-525 | MD-5294 | MD-563 | MS-6331 MS-6331C | |
| | 03/10 → 08/10 | MD-525 | MD-5294 | MD-657 | MS-6331 MS-6331C | |
| 2000 TDCi, Duratorq, 98 KW | 05/07 → 02/10 | MD-525 | MD-5294 | MD-563 | MS-6331 MS-6331C | |
| | 03/10 → 08/10 | MD-525 | MD-5294 | MD-657 | MS-6331 MS-6331C | |
| 2000, Duratec Bi-fuel CNG,107KW | 05/07 → 08/10 | SP-1296 | MD-5294 | | MS-6331 MS-6331C | |
| C-Max II (10-) | | | | | | |
| 1000 EcoBoost, C10FDOX, 74 KW | 10/12 → | | MD-5294 | | MS-6331 MS-6331C | |
| 1000 EcoBoost, C10FDOX, 92 KW | 10/12 → | | MD-5294 | | MS-6331 MS-6331C | |
| 1600 Duratec, 77 KW | 09/10 → | SP-1072 | MD-5294 | | MS-6331 MS-6331C | |
| 1600 Duratec, 92 KW | 09/10 → | SP-1072 | MD-5294 | | MS-6331 MS-6331C | |
| 1600 Ecoboost SCTi, 134 KW | 09/10 → | SP-1072 | MD-5294 | | MS-6331 MS-6331C | |
| 1600 Ecoboost, 110 KW | 09/10 → | SP-1072 | MD-5294 | | MS-6331 MS-6331C | |
| 1600 Flexifuel Duratec, 63 KW | 09/11 → | SP-1072 | MD-5294 | | MS-6331 MS-6331C | |
| 1600 LPG, Duratec, 88 KW | 02/12 → | SP-1072 | MD-5294 | | MS-6331 MS-6331C | |
| 1600 TDCi, Duratorq, 70KW | 09/10 → | MD-509 | MD-5294 | | MS-6331 MS-6331C | |
| 1600 TDCi, Duratorq, 85 KW | 09/10 → | MD-509 | MD-5294 | | MS-6331 MS-6331C | |
| 2000 TDCi Duratorq, 103 KW | 09/10 → | MD-525 | MD-5294 | MD-657 | MS-6331 MS-6331C | |
| 2000 TDCi, Duratorq, 100 KW | 02/11 → | MD-525 | MD-5294 | MD-657 | MS-6331 MS-6331C | |

|  |  |  OIL |  AIR |  FUEL |  CABIN |  OTHER |
|---|--|--|--|---|--|--|
| FORD | | | | | | |
| C-Max II (10-) | | | | | | |
| 2000 TDCi, Duratorq, 120 KW | 09/10 → | MD-525 | MD-5294 | MD-657 | MS-6331 MS-6331C | |
| 2000 TDCi, Duratorq, 85 KW | 09/10 → | MD-525 | MD-5294 | MD-657 | MS-6331 MS-6331C | |
| Capri (68-87) | | | | | | |
| 1300 | 09/68 → 08/72 | SP-816 | MD-306 | FF-010 | | |
| | 09/72 → 02/74 | SP-816 | MD-042 | FF-010 | | |
| | 03/74 → 06/76 | SP-828 | MD-018 | FF-010 | | |
| 1500 | 09/68 → 06/71 | SP-816 | MD-306 | FF-010 | | |
| 1600 53KW | 09/72 → 08/76 | SP-816 | MD-042 | FF-010 | | |
| 1600 65KW | 09/72 → 04/76 | SP-816 | MD-9056 | FF-010 | | |
| 1700 | 01/67 → 08/72 | SP-816 | MD-054 | FF-010 | | |
| 1700 some/teilweise | 01/67 → 08/72 | SP-816 | MD-582 | FF-010 | | |
| 2000 OHC 74KW Ford - CAR | 05/71 → 06/80 | SP-816 | MD-042 | FF-010 | | |
| 2000 OHC 74KW Weber-CAR | 05/71 → 05/76 | SP-816 | MD-9056 | FF-010 | | |
| 2000 V6 63/6KW | 01/76 → 06/80 | SP-816 | MD-582 | FF-010 | | |
| 2300 V6 alle | 01/69 → 06/82 | SP-816 | MD-582 | FF-010 | | |
| 2600 V6 92 KW | 01/69 → 02/74 | SP-816 | MD-582 | FF-010 | | |
| 2800i | 01/77 → 03/82 | SP-816 | MD-9400 | SP-2002 | | |
| | 04/82 → 12/87 | SP-816 | MD-9400 | SP-2004 | | |
| 3000 | 08/72 → 08/81 | SP-816 | MD-014 | FF-009 | | |
| Consul (72-76) | | | | | | |
| 1700 V4 55KW | 02/72 → 02/75 | SP-816 | MD-582 | FF-009 | | |
| 2000 OHC 73KW | 02/75 → 09/75 | SP-816 | MD-098 | FF-009 | | |
| 2000 V4 | 02/73 → 07/74 | SP-816 | MD-098 | FF-009 | | |
| 2300 V6 79KW | 02/72 → 02/75 | SP-816 | MD-582 | FF-009 | | |
| 2500 | 02/72 → 09/75 | SP-816 | MD-014 | FF-009 | | |
| 2600 V6 92KW | 02/72 → 09/75 | SP-816 | MD-582 | FF-009 | | |
| 3000 | 02/72 → 09/75 | SP-816 | MD-014 | FF-009 | | |
| Cortina (62-82) | | | | | | |
| 1300 | 10/65 → 08/67 | MD-015 | MD-006 | | | |
| | 09/67 → 10/68 | MD-015 | MD-008 | | | |
| | 10/68 → 07/69 | MD-015 | MD-042 | | | |
| | 07/69 → 08/81 | SP-828 | MD-018 | | | |
| 1500 | 02/63 → 08/67 | MD-015 | MD-006 | | | |
| 1500 GT | 01/63 → 08/67 | MD-015 | MD-014 | | | |
| 1600 | 09/67 → 10/68 | MD-015 | MD-008 | | | |
| | 10/68 → 07/69 | MD-015 | MD-042 | | | |
| 1600 GT | 09/67 → 07/69 | MD-015 | MD-042 | | | |
| 1600 Lotus | 01/63 → 07/69 | MD-015 | MD-042 | | | |
| 1600 Motorcraft carb. | 07/69 → 07/73 | SP-828 | MD-018 | | | |
| 1600 OHC Motorcraft carb. | 08/72 → 11/79 | SP-816 | MD-042 | | | |
| 1600 OHC VV carb. | 11/79 → 08/81 | SP-816 | MD-042 | | | |
| 1600 OHC Weber carb. | 07/69 → 08/81 | SP-816 | MD-098 | | | |
| 1600 Weber carb. | 07/69 → 08/72 | SP-828 | MD-042 | | | |
| 2000 OHC | 08/69 → 09/79 | SP-816 | MD-098 | | | |
| 2000 OHC Fram Air Filter | 08/79 → 08/81 | SP-816 | MD-042 | | | |
| 2000 OHC Mann Air Filter | 08/79 → 08/81 | SP-816 | MD-098 | | | |
| 2300 V6 | 08/77 → 08/81 | SP-816 | MD-582 | | | |
| Cougar (99-02) | | | | | | |
| 2000i 16V, Zetec, 96KW | 01/99 → 04/02 | SP-1244 | MD-9248 | | MS-6120 MS-6120C | |
| 2500 ST200 SGA 151KW | 01/00 → 04/02 | SP-1084 | MD-9728 | | MS-6120 MS-6120C | |
| 2500i V6 24V, 125 KW | 08/99 → 12/01 | SP-1084 | MD-9728 | | MS-6120 MS-6120C | |
| Econovan (84-92) | | | | | | |
| 1400 | 03/85 → 04/92 | SP-1002 | MD-9128 | | | |
| 2000D | 03/85 → 04/92 | SP-819 | MD-594 | SP-970 | | |

|  |  |  OIL |  AIR |  FUEL |  CABIN |  OTHER |
|---|--|--|--|---|--|--|
| FORD | | | | | | |
| Econovan (84-92) | | | | | | |
| 2000D Bypass Oilfilter | 03/85 → 04/92 | SP-925 | | | | |
| 2200D | 01/84 → 03/92 | SP-819 | MD-526K | SP-970 | | |
| 2200D Bypass Oilfilter | 01/84 → 03/92 | SP-925 | | | | |
| Escort I (68-76) | | | | | | |
| 1100 32/35KW | 09/69 → 01/75 | SP-828 | MD-018 | FF-010 | | |
| 1300 40/42KW | 07/69 → 01/75 | SP-828 | MD-018 | FF-010 | | |
| 1300 GT 53KW | 09/69 → 01/75 | SP-828 | MD-042 | FF-010 | | |
| 2000 RS | 09/72 → 01/75 | SP-816 | MD-098 | | | |
| Escort II (73-81) | | | | | | |
| 1000 34KW | 02/75 → 09/80 | SP-828 | MD-042 | FF-010 | | |
| 1100 32/35KW | 02/75 → 09/80 | SP-828 | MD-018 | FF-010 | | |
| 1100 42KW | 02/75 → 09/80 | SP-828 | MD-042 | FF-010 | | |
| 1300 40/42KW | 02/75 → 09/80 | SP-828 | MD-018 | FF-010 | | |
| 1300 51KW | 02/76 → 09/80 | SP-828 | MD-042 | FF-010 | | |
| 1600 62KW | 02/75 → 09/80 | SP-828 | MD-042 | FF-010 | | |
| 1600 Mexico | 02/75 → 09/80 | SP-816 | MD-9056 | | | |
| 2000 RS 81KW | 02/75 → 09/80 | SP-816 | MD-9056 | | | |
| Escort III (80-89) | | | | | | |
| 1100 CVH 40/43KW | 09/80 → 03/81 | SP-892 | MD-018 | FF-010 | | |
| 1100 OHV | 09/80 → 09/92 | SP-945 | MD-416 | FF-010 | | |
| 1300 CVH 48/51KW | 09/80 → 03/85 | SP-892 | MD-018 | FF-010 | | |
| 1600 CVH 58KW | 09/80 → 12/85 | SP-892 | MD-570 | FF-010 | | |
| 1600 XR3 71KW | 09/80 → 09/81 | SP-892 | MD-640 | FF-010 | | |
| 1600D BOSCH | 09/80 → 12/88 | SP-962 | MD-9586 | SP-966 | | |
| 1600i RS 85KW | 06/82 → 10/89 | SP-892 | MD-9400 | SP-2004 | | |
| 1600i XR3i K/KE - Jetr. | 10/81 → 10/89 | SP-892 | MD-9400 | SP-2004 | | |
| Escort IV (85-90) | | | | | | |
| 1300 OHV 44/46KW | 08/88 → 07/90 | SP-945 | MD-5046 | FF-010 | | |
| 1300 OHV 44/51KW | 03/85 → 07/88 | SP-945 | MD-416 | FF-010 | | |
| 1400 | 02/85 → 12/88 | SP-892 | MD-580 | FF-010 | | |
| 1400i | 10/86 → 12/88 | SP-892 | MD-580 | SP-2004 | | |
| | 01/89 → 10/90 | SP-892 | MD-5040 | SP-2004 | | |
| 1600 CVH 66KW | 03/85 → 12/88 | SP-892 | MD-640 | FF-010 | | |
| | 01/89 → 07/90 | SP-892 | MD-5040 | FF-010 | | |
| 1600D CAV | 01/87 → 12/88 | SP-962 | MD-9586 | MD-093 | | |
| 1600i KAT 66KW KE - Jetr. | 09/85 → 10/89 | SP-892 | MD-9400 | SP-2004 | | |
| 1600i KAT 66KW LE - Jetr. | 09/89 → 10/90 | SP-892 | MD-9126 | SP-2004 | | |
| 1600i RS Turbo 97KW | 10/84 → 10/89 | SP-892 | MD-9400 | SP-2004 | | |
| 1600i XR3i L/LE - Jetr. | 09/89 → 10/89 | SP-892 | MD-9126 | SP-2004 | | |
| 1800D BOSCH | 12/88 → 10/89 | SP-949 | MD-9116 | SP-973 | | |
| 1800D CAV | 12/88 → 10/89 | SP-949 | MD-9116 | MD-093 | | |
| | 10/89 → 01/90 | SP-949 | MD-9220 | MD-093 | | |
| Escort V (90-92) | | | | | | |
| 1300i OHV 44KW | 08/90 → 01/92 | SP-945 | MD-5046 | SP-2100 | | |
| 1400 | 01/90 → 09/92 | SP-892 | MD-5040 | FF-010 | | |
| 1400i | 10/90 → 04/92 | SP-892 | MD-5040 | SP-2100 | | |
| 1600 CVH | 01/90 → 10/92 | SP-892 | MD-5040 | FF-010 | | |
| 1600i CVH 77/79KW | 10/90 → 09/92 | SP-892 | MD-9220 | SP-2100 | | |
| 1800D BOSCH | 10/90 → 01/92 | SP-949 | MD-9220 | SP-973 | | |
| 1800TD BOSCH | 10/90 → 01/92 | SP-949 | MD-9220 | SP-973 | | |
| 1800TD CAV | 10/90 → 01/92 | SP-949 | MD-9220 | MD-093 | | |
| Escort VI (92-95) | | | | | | |
| 1400i | 05/92 → 01/95 | SP-892 | MD-5040 | SP-2111 | | |
| 1600i 16V ZETA 65/66KW | 09/92 → 01/95 | SP-1244 | MD-9220 | SP-2111 | | |
| 1800D BOSCH | 02/93 → 01/95 | SP-949 | MD-9220 | SP-983 | | |
| 1800i 77KW | 02/92 → 01/95 | SP-1244 | MD-9220 | SP-2111 | | |
| 1800i 96KW | 02/92 → 01/95 | SP-1244 | MD-9220 | SP-2111 | | |
| 1800TD BOSCH | 02/93 → 01/95 | SP-949 | MD-9220 | SP-983 | | |

|  |  |  OIL |  AIR |  FUEL |  CABIN |  OTHER |
|---|--|--|--|---|--|--|
| FORD | | | | | | |
| Escort VI (92-95) | | | | | | |
| 2000 Turbo 4X4 162KW | 09/92 → 01/95 | SP-816 | | SP-2004 | | |
| | 09/92 → 01/95 | SP-816 | | SP-2111 | | |
| 2000i RS DOHC 16V 110KW | 09/92 → 01/95 | SP-1244 | MD-9220 | SP-2100 | | |
| Escort VII (95-02) | | | | | | |
| 1300i 44KW | 02/95 → 09/02 | SP-1072 | MD-5046 | SP-2100 | | |
| 1400i 55KW | 02/95 → 08/98 | SP-892 | MD-5046 | SP-2111 | | |
| 1600i | 02/95 → 09/00 | SP-1244 | MD-9220 | SP-2111 | | |
| 1800i 16V | 02/95 → 02/99 | SP-1244 | MD-9220 | SP-2111 | | |
| 1800TD BOSCH | 02/95 → 09/00 | SP-949 | MD-9220 | SP-983 | | |
| 1800TD CAV | 02/95 → 09/00 | SP-949 | MD-9220 | MD-093 | | |
| Explorer I (93-00) | | | | | | |
| 4000i 115KW | 11/93 → 12/00 | SP-866 | | SP-2112 | | |
| 4000i 121KW | 11/93 → 12/00 | SP-866 | | SP-2112 | | |
| 4900i | 01/96 → 12/00 | SP-866 | | SP-2112 | | |
| Explorer II (00-) | | | | | | |
| 4000 V6, 150 KW | 10/00 → | SP-1084 | | | | |
| 4600 V8, 169 KW | 10/00 → | SP-1084 | | | | |
| 4600 V8, 178 KW | 11/01 → 01/08 | SP-1084 | | | | |
| 4600 V8, 215KW | 09/05 → | SP-1084 | | | | |
| Fiesta Courier I (91-96) | | | | | | |
| 1300 44KW | 09/91 → 01/96 | SP-1072 | MD-5046 | SP-2111 | | |
| 1800D 44KW | 07/91 → 02/94 | SP-949 | MD-9126 | | | |
| | 03/94 → 01/96 | SP-949 | MD-9318 | MD-093 | | |
| Fiesta Courier II (96-) | | | | | | |
| 1300 44KW | 02/96 → | SP-1072 | MD-9966 | SP-2111 | MS-6006 | |
| | | | | | MS-6006C | |
| 1400i 66KW | 04/96 → | SP-1073 | MD-9966 | SP-2111 | MS-6006 | |
| | | | | | MS-6006C | |
| 1800Di 55KW | 09/00 → | SP-938 | MD-9966 | SP-1128 | MS-6006 | |
| | | | | | MS-6006C | |
| 1800Diesel 44KW | 02/96 → | SP-949 | MD-9966 | MD-093 | MS-6006 | |
| | | | | | MS-6006C | |
| Fiesta I (76-86) | | | | | | |
| 1000 | 08/76 → 10/82 | SP-945 | MD-008 | FF-010 | | |
| 1100 | 08/76 → 10/82 | SP-945 | MD-008 | FF-010 | | |
| 1300 OHV 49KW | 08/77 → 12/82 | SP-945 | MD-5024 | FF-010 | | |
| Fiesta II (82-89) | | | | | | |
| 1000 | 11/82 → 02/89 | SP-945 | MD-416 | FF-010 | | |
| 1100 | 11/82 → 02/89 | SP-945 | MD-416 | FF-010 | | |
| 1300 CVH 51KW | 01/84 → 02/85 | SP-892 | MD-018 | FF-010 | | |
| 1400 CVH 55KW | 02/85 → 03/89 | SP-892 | MD-580 | FF-010 | | |
| 1400i KAT | 02/85 → 03/89 | SP-892 | MD-580 | SP-2004 | | |
| 1400i KAT HL14CFI - Mot. | 02/85 → 03/89 | SP-892 | MD-640 | SP-2004 | | |
| 1400i KAT HL14CFI - Mot. some/teilweise | 02/85 → 03/89 | | MD-580 | | | |
| 1600 XR2 62KW | 01/82 → 01/84 | SP-945 | MD-5024 | | | |
| 1600 XR2 71KW | 02/83 → 09/89 | SP-892 | MD-640 | | | |
| 1600D BOSCH | 03/83 → 02/89 | SP-962 | MD-9586 | SP-966 | | |
| 1600D CAV | 01/87 → 02/89 | SP-962 | MD-9586 | MD-093 | | |
| Fiesta III (89-95) | | | | | | |
| 1000i | 03/89 → 09/94 | SP-945 | MD-416 | SP-2004 | | |
| 1100 | 03/89 → 09/94 | SP-945 | MD-416 | FF-010 | | |
| 1100i | 03/89 → 06/92 | SP-945 | MD-416 | SP-2004 | | |
| | 07/92 → 09/94 | SP-945 | MD-416 | SP-2111 | | |
| 1300i | 04/90 → 09/94 | SP-945 | MD-5046 | SP-2111 | | |
| 1400 CVH 55KW | 03/89 → 09/94 | SP-892 | MD-5040 | FF-010 | | |
| 1400i | 03/89 → 06/92 | SP-892 | MD-5040 | SP-2004 | | |
| | 07/92 → 12/93 | SP-892 | MD-5040 | SP-2111 | | |
| | 01/94 → 09/94 | SP-892 | MD-9398 | SP-2111 | | |
| 1600 CVH | 03/89 → 09/94 | SP-892 | MD-5040 | | | |

FORD

Fiesta III (89-95)

| | | | | | | |
|------------------------------|---------------|---------|---------|---------|--|--|
| 1600i 16V 65KW | 01/94 → 09/94 | SP-1244 | | | | |
| 1600i Turbo | 01/90 → 06/92 | SP-892 | MD-9126 | SP-2004 | | |
| | 07/92 → 12/92 | SP-892 | MD-9126 | SP-2111 | | |
| 1600i XR2i | 09/89 → 06/92 | SP-892 | MD-9126 | SP-2004 | | |
| | 07/92 → 12/94 | SP-892 | MD-9126 | SP-2111 | | |
| 1800D BOSCH | 03/89 → 01/92 | SP-949 | MD-9126 | SP-973 | | |
| | 02/93 → 01/94 | SP-949 | MD-9126 | SP-983 | | |
| | 02/94 → 09/94 | SP-949 | MD-9318 | SP-983 | | |
| 1800D CAV | 03/89 → 01/94 | SP-949 | MD-9126 | MD-093 | | |
| | 02/94 → 09/94 | SP-949 | MD-9318 | MD-093 | | |
| 1800i 16V,Eng:RDB,77KW | 03/92 → 09/94 | SP-1244 | MD-9274 | SP-2111 | | |
| 1800i XR2i 16V,Eng:RQC, 96KW | 03/92 → 12/94 | SP-1244 | MD-9274 | SP-2111 | | |
| 1800TD BOSCH | 03/89 → 01/92 | SP-949 | MD-9126 | SP-973 | | |
| | 02/93 → 01/94 | SP-949 | MD-9126 | SP-983 | | |
| | 02/94 → 09/94 | SP-949 | MD-9318 | SP-983 | | |
| 1800TD CAV | 03/89 → 01/94 | SP-949 | MD-9126 | MD-093 | | |
| | 02/94 → 09/94 | SP-949 | MD-9318 | MD-093 | | |

Fiesta IV (96-02)


| | | | | | | |
|--|---------------|---------|---------|------------------|---------------------|--|
| 1000i, 48 KW | 09/99 → 04/02 | SP-1072 | MD-416 | SP-2111 | MS-6006 MS-6006C | |
| 1250i, ZETEC DHA/DHB,16V, 55 KW | 01/96 → 11/99 | SP-1073 | MD-9966 | SP-2111 | MS-6006 MS-6006C | |
| | 12/99 → 04/02 | SP-1073 | MD-9748 | SP-2111 | MS-6006 MS-6006C | |
| 1300i, 37 KW | 09/96 → 04/02 | SP-1072 | MD-9966 | SP-2111 | MS-6006 MS-6006C | |
| 1300i, 44 KW | 01/96 → 04/02 | SP-1072 | MD-9966 | SP-2111 | MS-6006 MS-6006C | |
| 1400i, 16V, 66 KW | 04/96 → 04/02 | SP-1073 | MD-9966 | SP-2111 | MS-6006 MS-6006C | |
| 1600i, Sport 16V, 76 KW | 04/99 → 04/02 | SP-1244 | MD-9966 | SP-2111 | MS-6006 MS-6006C | |
| 1800 DI, 55 KW | 04/00 → 04/02 | SP-938 | MD-9966 | SP-1128 | MS-6006 MS-6006C | |
| 1800 Diesel, RTJ/RTK, 44 KW | 01/96 → 05/00 | SP-949 | MD-9966 | MD-093 SP-983 | MS-6006 MS-6006C | |
| Comments: MD-093: CAV/Delphi injection system, SP-983: BOSCH injection system. | | | | | | |
| 1800 TDITurbodiesel , C9DC, 66 KW | 03/00 → 04/02 | SP-938 | MD-9470 | SP-1128 | MS-6006 MS-6006C | |
| 1800D, 44 KW | 01/96 → 05/00 | SP-949 | MD-9966 | SP-983 | MS-6006 MS-6006C | |

Comments: Bosch inj. system

Fiesta V (02-08)

| | | | | | | |
|---------------------------|---------------|---------|---------|---------|---------------------|--|
| 1250i, FUJA/FUJB, 55 KW | 05/02 → 12/08 | SP-1244 | MD-9748 | SP-2143 | MS-6259 MS-6259C | |
| 1250i, M7JA, M7JB, 51 KW | 03/03 → 12/08 | SP-1244 | MD-8020 | SP-2143 | MS-6259 MS-6259C | |
| 1300 44KW | 09/02 → 12/08 | SP-1244 | MD-8020 | SP-2143 | MS-6259 MS-6259C | |
| 1300 S, 50 KW | 03/02 → 12/08 | SP-1244 | MD-8020 | SP-2143 | MS-6259 MS-6259C | |
| 1300 S, A9JA, A9JB, 51 KW | 09/02 → 12/08 | SP-1244 | MD-8020 | SP-2143 | MS-6259 | |
| 1300, BAJA, 43 KW | 03/02 → 12/08 | SP-1244 | MD-8020 | SP-2143 | MS-6259 MS-6259C | |
| 1300, BAJA, 44 KW | 09/02 → 12/08 | SP-1244 | MD-8020 | SP-2143 | MS-6259 MS-6259C | |
| 1400 16V, 59 KW | 03/02 → 12/08 | SP-1073 | MD-8020 | SP-2143 | MS-6259 MS-6259C | |

|  |  |  OIL |  AIR |  FUEL |  CABIN |  OTHER |
|---|--|--|--|---|--|--|
| FORD | | | | | | |
| Fiesta V (02-08) | | | | | | |
| 1400 TDCi Duratorq, 50 KW | 03/02 → 12/08 | MD-509 | MD-9756 MD-8486 | FF-058 | MS-6259 MS-6259C | |
| Comments: For Dusty environments use MD-9756 | | | | | | |
| 1600 16V,FYJA , 74 KW | 03/02 → 12/08 | SP-1244 | MD-8020 | SP-2143 | MS-6259 MS-6259C | |
| 1600 TDCi, 66 KW | 11/04 → 12/08 | MD-509 | MD-8376 | FF-064 | MS-6259 MS-6259C | |
| 2000, ST150, N4JB, 110 KW | 01/05 → 12/08 | SP-1296 | MD-8528 | SP-2143 | MS-6259 MS-6259C | |
| Fiesta VI (08-) | | | | | | |
| 1250, 44KW | 10/08 → | SP-1073 | MD-8446 | | MS-6393 | |
| 1250, 60KW | 10/08 → | SP-1073 | MD-8446 | | MS-6393 | |
| 1400 TDCi 50KW | 10/08 → | MD-509 | MD-9756 MD-8486 | FF-058 | MS-6393 | |
| Comments: For Dusty environments use MD-9756 | | | | | | |
| 1400 TDCi, 51 KW | 09/10 → | MD-509 | MD-8446 | | MS-6393 | |
| 1400, 71KW | 10/08 → | SP-1073 | MD-8446 | | MS-6393 | |
| 1600 TDCi 55Kw | 10/08 → 02/10 | MD-509 | MD-8446 | FF-064 | MS-6393 | |
| | 03/10 → | MD-509 | MD-8446 | FF-064 SP-1360 | MS-6393 | |
| Comments: UFI Filtration use SP-1360, Delphi use FF-064 | | | | | | |
| 1600 TDCi 66Kw | 10/08 → 03/10 | MD-509 | MD-8450 | FF-034 SP-1360 | MS-6393 | |
| Comments: UFI Filtration use SP-1360, Delphi use FF-064 | | | | | | |
| 1600 TDCi 70Kw | 04/10 → | MD-509 | MD-8446 | | MS-6393 | |
| 1600 Ti-VCT Sport, 99 KW | 02/11 → | | MD-8446 | | MS-6393 | |
| 1600 Ti-VCT, 88 KW | 10/08 → | SP-1073 | MD-8446 | | MS-6393 | |
| Focus C-Max (03-07) | | | | | | |
| 1600 TDCI, D/torg, 66 KW | 01/05 → 09/05 | MD-509 | MD-8158 | FF-064 | MS-6331 MS-6331C | |
| | 10/05 → 05/07 | MD-509 | MD-8158 | SP-1360 | MS-6331 MS-6331C | |
| 1600 TDCI, D/torg, 80 KW | 10/03 → 09/05 | MD-509 | MD-8158 | FF-064 | MS-6331 MS-6331C | |
| | 10/05 → 05/07 | MD-509 | MD-8158 | SP-1360 | MS-6331 MS-6331C | |
| 1600 Ti-VCT ,Duratec, 85 KW | 08/04 → 05/07 | SP-1073 | MD-8108 | | MS-6331 MS-6331C | |
| 1600, Duratec, 74 KW | 10/03 → 05/07 | SP-1073 | MD-8108 | | MS-6331 MS-6331C | |
| 1800, 16V, Flexifuel, 92 KW | 10/03 → 05/07 | SP-1296 | MD-8108 | | MS-6331 MS-6331C | |
| 1800, Duratec, CSDA, CSDB, 88 KW | 10/03 → 05/04 | SP-1296 | MD-8108 | | MS-6331 MS-6331C | |
| 1800, Duratec, QQDA, QQDB, Q7DA, 92 KW | 03/04 → 05/07 | SP-1296 | MD-8108 | | MS-6331 MS-6331C | |
| 1800, TDCi, 85KW | 01/05 → 05/07 | SP-940 | MD-8106 | MD-617 | MS-6331 MS-6331C | |
| 2000 Duratec, 106 KW | 03/04 → 05/07 | SP-1296 | MD-8108 | SP-2159 | MS-6331 MS-6331C | |
| 2000 Duratorq TDCi, 100 KW | 10/03 → 05/07 | MD-525 | MD-8106 | MD-563 | MS-6331 MS-6331C | |
| 2000 TDCi Duratorq, 100 KW | 10/03 → 05/07 | MD-525 | MD-8106 | MD-563 | MS-6331 MS-6331C | |
| 2000, AODA, AODB,106 KW | 03/04 → 05/07 | | MD-8106 | SP-2159 | MS-6331 MS-6331C | |
| 2000, 2.0 Bi-fuel CNG, Duratec,107 KW | 03/04 → 05/07 | SP-1296 | MD-8106 | SP-2159 | MS-6331 MS-6331C | |
| Focus Cabriolet (06-) | | | | | | |

|  |  |  OIL |  AIR |  FUEL |  CABIN |  OTHER |
|---|--|--|--|---|--|--|
| FORD | | | | | | |
| Focus Cabriolet (06-) | | | | | | |
| 1600 16V, Durateq, 74KW | 10/06 → 03/07 | SP-1073 | MD-8108 | | MS-6303 MS-6303C | |
| | 04/07 → | SP-1073 | | | MS-6303 MS-6303C | |
| 2000 16V, Duratec, 107KW | 10/06 → 03/07 | SP-1296 | MD-8108 | SP-2159 | MS-6303 MS-6303C | |
| | 03/07 → | SP-1296 | | SP-2159 | MS-6303 MS-6303C | |
| 2000 TDCi, Duratorq, 100KW | 10/06 → | MD-525 | MD-8106 | MD-563 | MS-6303 MS-6303C | |
| Focus I (98-04) | | | | | | |
| 1400i 16V DOHC Zetec SE,55KW | 09/98 → 07/02 | SP-1073 | MD-9470 | SP-2130 SP-2159 | MS-6148 MS-6148C | |
| | 08/02 → 12/04 | SP-1073 | MD-9470 | SP-2159 | MS-6148 MS-6148C | |
| 1600i 16V DOHC Zetec SE,74KW | 09/98 → 12/04 | SP-1244 | MD-9470 | SP-2130 | MS-6148 MS-6148C | |
| 1800 Di | 09/99 → 09/01 | SP-938 | MD-9470 | SP-1128 | MS-6148 MS-6148C | |
| | 10/01 → 12/04 | SP-938 | MD-9470 | SP-1329 | MS-6148 MS-6148C | |
| 1800 TDCi, F9DA/DB, 85 KW | 03/01 → 12/04 | SP-938 | MD-9470 | SP-1263 | MS-6148 MS-6148C | |
| 1800 TDCi, FFDA, 74 KW | 09/02 → 12/04 | SP-938 | MD-9470 | SP-1263 | MS-6148 MS-6148C | |
| 1800 TDi | 10/98 → 09/01 | SP-938 | MD-9470 | SP-1128 | MS-6148 MS-6148C | |
| | 09/01 → 12/04 | SP-938 | MD-9470 | SP-1329 | MS-6148 MS-6148C | |
| 1800i Zetec E | 10/98 → 12/04 | SP-1244 | MD-9470 | SP-2130 | MS-6148 MS-6148C | |
| 2000i 16V | 10/98 → 12/04 | SP-1244 | MD-9470 | SP-2130 | MS-6148 MS-6148C | |
| 2000i Zetec16V, 96 KW | 10/98 → 12/04 | SP-1244 | MD-9470 | SP-2130 | MS-6148 MS-6148C | |
| | 08/02 → 12/04 | SP-1244 | MD-9470 | SP-2159 | MS-6148 MS-6148C | |

Comments: partly/or filter diam 55mm

| | | | | | | |
|----------------------------------|---------------|---------|--------------------|---------|---------------------|--|
| Focus II (04-) | | | | | | |
| 1400 16V, Duratec (G8DC), 74 KW | 11/04 → 03/07 | | MD-8108 | | MS-6303 MS-6303C | |
| | 04/07 → | | MD-5294 | | MS-6303 MS-6303C | |
| 1400 16V, Duratec, 59 KW | 11/04 → | SP-1073 | MD-8108 | | MS-6303 MS-6303C | |
| 1600 16V, Duratec, 74 KW | 11/04 → | SP-1073 | MD-8108 MD-5294 | | MS-6303 MS-6303C | |
| 1600 16V, Ti-VCT, Duratec, 85 KW | 11/04 → | SP-1073 | MD-8108 MD-5294 | | MS-6303 MS-6303C | |
| 1600 TDCi, D/torg, 80 KW | 11/04 → 09/05 | MD-509 | MD-8158 | FF-064 | MS-6303 MS-6303C | |
| | 10/05 → | MD-509 | MD-8158 | SP-1360 | MS-6303 MS-6303C | |
| 1600 TDCi, Duratec, 66 KW | 05/05 → 09/05 | | MD-8158 | FF-064 | MS-6303 MS-6303C | |
| | 09/05 → 03/07 | | MD-8158 | SP-1360 | MS-6303 MS-6303C | |
| | 04/07 → | | MD-5294 | SP-1360 | MS-6303 MS-6303C | |

FORD

Focus II (04-)

| | | | | | |
|------------------------------------|---------------|---------|--------------------|---------|---------------------|
| 1800 16V Duratec, Flexifuel, 92 KW | 03/04 → 03/07 | | MD-8108 | | MS-6303 MS-6303C |
| | 04/07 → | | MD-5294 | | MS-6303 MS-6303C |
| 1800 TDCi, Dutatorq, 85 KW | 05/05 → 03/07 | SP-940 | MD-8106 | MD-617 | MS-6303 MS-6303C |
| | 04/07 → | SP-940 | MD-5294 | MD-617 | MS-6303 MS-6303C |
| 2000 16V, Duratec, 107 KW | 11/04 → | SP-1073 | MD-8108 | SP-2159 | MS-6303 MS-6303C |
| | 10/06 → | SP-1296 | MD-8108 MD-5294 | SP-2159 | MS-6303 MS-6303C |
| 2000 TDCi, Dutatorq, 100 KW | 11/04 → | MD-525 | MD-8106 MD-5294 | MD-563 | MS-6303 MS-6303C |
| 2500 RS 500, 257 KW | 05/10 → | MD-469 | MD-5294 | | MS-6303 MS-6303C |
| 2500 RS, 224 KW | 03/09 → | MD-469 | MD-5294 | | MS-6303 MS-6303C |
| 2500 ST, 166 KW | 11/05 → | MD-469 | MD-8306 | | MS-6303 MS-6303C |

Focus III (11-)

| | | | | | |
|--------------------------------------|---------|---------|---------|--------|---------|
| 1000 EcoBoost,10FDOX (FOX),74 KW | 03/12 → | | MD-5294 | | |
| 1000 EcoBoost,10FDOX (FOX),92 KW | 03/12 → | | MD-5294 | | |
| 1600 EcoBoost SCTi Sigma 110 KW | 03/11 → | SP-1073 | MD-5294 | | MS-6331 |
| 1600 EcoBoost SCTi Sigma 134 KW | 03/11 → | SP-1073 | MD-5294 | | MS-6331 |
| 1600 TDCi Econetic, SOHC-DV6C, 77 KW | 06/12 → | MD-509 | MD-5294 | | |
| 1600 TDCi SOHC-DV6 70KW | 03/11 → | MD-509 | MD-5294 | | MS-6331 |
| 1600 TDCi SOHC-DV6 85KW | 03/11 → | MD-509 | MD-5294 | | MS-6331 |
| 1600 Ti-VCT Flexifuel Zetec-S 88 Kw | 03/11 → | SP-1073 | MD-5294 | | MS-6331 |
| 1600 Ti-VCT Flexifuel Zetec-S, 63 KW | 08/11 → | SP-1073 | MD-5294 | | MS-6331 |
| 1600 Ti-VCT Zetec-S 77Kw | 03/11 → | SP-1073 | MD-5294 | | MS-6331 |
| 1600 Ti-VCT Zetec-S 92 KW | 03/11 → | SP-1073 | MD-5294 | | MS-6331 |
| | 03/11 → | SP-1073 | | | MS-6331 |
| 2000 Ecoboost ST, 184 KW | 06/12 → | | MD-5294 | | MS-6331 |
| 2000 TDCi Duratorq 120 KW | 03/11 → | MD-525 | MD-5294 | MD-657 | MS-6331 |
| 2000 TDCi Duratorq 85 KW | 03/11 → | MD-525 | MD-5294 | MD-657 | MS-6331 |
| 2000 TDCi Duratorq, 103 KW | 03/11 → | MD-525 | MD-5294 | MD-657 | |


Fusion / Fusion Plus (02-)

| | | | | | | |
|--|---------|---------|--------------------|---------|---------------------|--|
| 1250 FUJA, FUJB, 55 KW | 03/05 → | SP-1073 | MD-8020 | SP-2143 | MS-6259 MS-6259C | |
| 1400 TDCi T/diesel, F6JA, 50 KW | 08/02 → | MD-509 | MD-9756 MD-8486 | FF-058 | MS-6259 MS-6259C | |
| Comments: For Dusty environments use MD-9756 | | | | | | |
| 1400i, FXJA, FXJB, 59 KW | 08/02 → | SP-1073 | MD-8020 | SP-2143 | MS-6259 MS-6259C | |
| 1600 TDCi, 66 KW | 11/04 → | MD-509 | MD-8376 | FF-064 | MS-6259 MS-6259C | |
| 1600i, FYJA, 74 KW | 08/02 → | SP-1244 | MD-8020 | SP-2143 | MS-6259 MS-6259C | |

Galaxy I (94-06)

| | | | | | |
|----------------------|---------------|---------|---------|---------|---------------------|
| 1900 TDi 96KW | 10/02 → 05/06 | MD-437 | MD-9790 | SP-1253 | MS-6020 MS-6020C |
| 1900TDi 66KW, 1Z/AHU | 02/95 → 03/00 | SP-1120 | MD-9394 | | MS-6020 MS-6020C |
| 1900TDi 66KW, ANU | 04/00 → 05/06 | MD-355 | MD-9790 | SP-1253 | MS-6020 MS-6020C |
| 1900TDi 81KW | 08/97 → 05/00 | SP-1078 | MD-9394 | | MS-6020 MS-6020C |

|  |  |  OIL |  AIR |  FUEL |  CABIN |  OTHER |
|---|--|--|--|---|--|--|
| FORD | | | | | | |
| Galaxy I (94-06) | | | | | | |
| 1900TDi 85KW | 06/00 → 05/06 | MD-355 | MD-9790 | SP-1253 | MS-6020 MS-6020C | |
| 2000i | 02/95 → 05/00 | SP-1244 | MD-9394 | SP-2003 | MS-6020 MS-6020C | |
| 2300i 16V | 09/96 → 05/00 | SP-1244 | MD-9394 | SP-2003 | MS-6020 MS-6020C | |
| | 06/00 → 05/06 | SP-1244 | | SP-2003 | MS-6020 MS-6020C | |
| 2800i -Mot 176889 | 08/94 → 05/00 | MD-303 | MD-9394 | SP-2003 | MS-6020 MS-6020C | |
| 2800i Mot 176890- | 08/94 → 05/00 | MD-353 | MD-9394 | SP-2003 | MS-6020 MS-6020C | |
| 2800i V6 150KW | 06/00 → 05/06 | MD-437 | MD-9790 | SP-2003 | MS-6020 MS-6020C | |
| Galaxy II (06-) | | | | | | |
| 1600 Ecoboost SCTi, 118 KW | 11/10 → | SP-1073 | MD-8354 | | MS-6331 MS-6331C | |
| 1600 TDCi, 85 KW | 03/11 → | MD-509 | MD-8354 | | MS-6331 MS-6331C | |
| 1800 TDCi, QYWA, 74 KW | 05/06 → | SP-940 | MD-8354 | MD-617 | MS-6331 MS-6331C | |
| 2000i EcoBoost SCTi, 149KW | 03/10 → | SP-1296 | MD-8354 | | MS-6331 MS-6331C | |
| 2000i TDCi, 103KW | 05/06 → 02/10 | MD-525 | MD-8354 | MD-563 | MS-6331 MS-6331C | |
| | 03/10 → | MD-525 | MD-8354 | MD-657 | MS-6331 MS-6331C | |
| 2000i TDCi, 120KW | 03/10 → | MD-525 | MD-8354 | MD-657 | MS-6331 MS-6331C | |
| 2000i TDCi, 85KW | 05/06 → 02/10 | MD-525 | MD-8354 | MD-563 | MS-6331 MS-6331C | |
| | 03/10 → | MD-525 | MD-8354 | MD-657 | MS-6331 MS-6331C | |
| 2000i TDCi, 96KW | 03/10 → | MD-525 | MD-8354 | MD-657 | MS-6331 MS-6331C | |
| | 05/06 → 02/10 | MD-525 | MD-8354 | MD-563 | MS-6331 MS-6331C | |
| 2000i, 107KW | 05/06 → | SP-1296 | MD-8354 | | MS-6331 MS-6331C | |
| 2200 TDCi, 147 KW | 11/10 → | MD-525 | | | MS-6331 MS-6331C | |
| 2200i TDCi, 129KW | 03/08 → | MD-525 | MD-5332 | | MS-6331 MS-6331C | |
| 2300i 16V, 118KW | 10/07 → 06/10 | MD-431 | MD-8354 | | MS-6331 MS-6331C | |
| Granada (71-95) | | | | | | |
| 1600 55KW | 06/80 → 03/84 | SP-816 | MD-042 | FF-010 | | |
| 1700 | 03/75 → 08/85 | SP-816 | MD-582 | FF-010 | | |
| 1900D | 07/71 → 07/82 | | MD-168 | MD-195 | | |
| 2000 OHC 71/73KW | 04/71 → 08/77 | SP-816 | MD-098 | FF-010 | | |
| 2000 OHC 73/74KW | 09/77 → 03/84 | SP-816 | MD-042 | FF-010 | | |
| 2000 V6 66KW | 04/71 → 01/85 | SP-816 | MD-098 | FF-010 | | |
| 2100D | 07/71 → 07/82 | | MD-168 | MD-195 | | |
| 2300 V6 79KW | 04/71 → 01/85 | SP-816 | MD-582 | FF-010 | | |
| 2500D | 08/81 → 03/95 | SP-953 | MD-5028 | MD-195 | | |
| 2600 V6 | 03/75 → 08/77 | SP-816 | MD-582 | FF-010 | | |
| 2800 V6 | 08/77 → 01/95 | SP-816 | MD-9400 | FF-009 | | |

|  |  |  OIL |  AIR |  FUEL |  CABIN |  OTHER |
|---|--|--|--|---|--|--|
| FORD | | | | | | |
| Granada (71-95) | | | | | | |
| 2800i V6 | 09/76 → 08/77 | SP-816 | MD-9400 | SP-2002 | | |
| | 09/77 → 08/81 | SP-816 | MD-9638 | SP-2002 | | |
| | 09/81 → 03/84 | SP-816 | MD-9638 | SP-2004 | | |
| 3000 V6 101KW | 03/75 → 08/77 | SP-816 | MD-014 | FF-010 | | |
| 3000 V6 101KW some/teilweise | 03/75 → 08/77 | SP-816 | MD-9638 | SP-2004 | | |
| KA I (96-08) | | | | | | |
| 1000i (RBT), 38 KW | 06/98 → 09/99 | SP-1072 | MD-8080 | SP-2111 | MS-6006 MS-6006C | |
| 1000i (RBT), 48 KW | 09/99 → 12/08 | SP-1072 | MD-8080 | SP-2111 | MS-6006 MS-6006C | |
| 1300i (JJD), 36 KW | 06/98 → 08/99 | SP-1072 | MD-9438 | SP-2111 | MS-6006 MS-6006C | |
| 1300i (JJD), 37 KW | 06/96 → 10/98 | SP-1072 | MD-9438 | SP-2111 | MS-6006 MS-6006C | |
| 1300iBAA, J4D/K/M/N/P/S, 44 KW | 09/96 → 10/02 | SP-1072 | MD-9438 | SP-2111 | MS-6006 MS-6006C | |
| 1600 (Sport), CDB, CDC, CDRA,CDRB, 70 KW | 10/02 → 12/08 | SP-1244 | MD-8080 | SP-2111 | MS-6006 MS-6006C | |
| KA II (08-) | | | | | | |
| 1200, 51KW | 12/08 → | SP-1001 | MD-8184 | | MS-6302 | |
| 1300 TDCi, 55KW | 12/08 → 10/10 | MD-537 | MD-8094 | SP-1343 | MS-6302 | |
| Comments: MD-537: Purflux Housing Euro 4, SP-1343: Emission standard Euro 4. | | | | | | |
| | 12/08 → 10/10 | MD-547 | MD-8094 | SP-1343 | MS-6302 | |
| Comments: MD-547: UFI Housing Euro 4, SP-1343: Emission standard Euro 4. | | | | | | |
| | 11/10 → | MD-637 | MD-8094 | | MS-6302 | |
| Comments: MD-637: UFI Housing Euro 5 | | | | | | |
| 1300 TDCi, 70 KW | 07/11 → | MD-637 | MD-8524 | | MS-6302 | |
| 1400 S, 99 KW | 07/11 → | MD-537 | | | MS-6302 | |
| Kuga I (08-) | | | | | | |
| 2000 TDCi, 103KW | 05/10 → | MD-525 | MD-5294 | MD-657 | MS-6331 MS-6331C | |
| 2000 TDCi, 120KW | 05/10 → | MD-525 | MD-5294 | MD-657 | MS-6331 MS-6331C | |
| 2000 TDCi, Duratorq, 100KW | 04/08 → 04/10 | MD-525 | MD-5294 | MD-563 | MS-6331 MS-6331C | |
| 2500 Turbo, 147 KW | 11/08 → | MD-469 | MD-8306 | | MS-6331 MS-6331C | |
| Kuga II (13-) | | | | | | |
| 1600 EcoBoost SCTi, Sigma, 110 KW | 02/13 → | SP-1072 | MD-5294 | | | |
| 1600 EcoBoost SCTi, Sigma, 134 KW | 02/13 → | SP-1072 | MD-5294 | | | |
| 2000 TDCi, Duratorq, 103 KW | 02/13 → | MD-525 | MD-5294 | MD-657 | | |
| 2000 TDCi, Duratorq, 120 KW | 02/13 → | MD-525 | MD-5294 | MD-657 | | |
| Laser (81-03) | | | | | | |
| 1300 B3 | 01/87 → 12/89 | SP-1002 | MD-544 | | | |
| 1300 BG3 | 01/90 → 05/93 | SP-1002 | MD-9892 | | | |
| 1300 E3 | 03/81 → 12/85 | SP-934 | MD-154 | | | |
| 1500 B5 | 01/87 → 12/89 | SP-1002 | MD-544 | | | |
| 1500 BG5 | 01/90 → 05/95 | SP-1002 | MD-9892 | | | |
| 1500 E5 | 05/81 → 12/85 | SP-934 | MD-154 | | | |
| 1500i BG5 | 01/90 → 05/95 | SP-1002 | MD-9894 | | | |
| 1600 B6 | 01/87 → 12/89 | SP-1002 | MD-9130 | | | |
| 1600i BG6 | 01/90 → 05/95 | SP-1002 | MD-9894 | | | |
| 1700D B57/B67 | 01/85 → 12/89 | SP-819 | MD-9138 | SP-1003 | | |
| Maverick I (92-00) | | | | | | |
| 2400i 85KW | 09/96 → 11/00 | SP-929 | MD-9640 | SP-2041 | | |
| 2400i 87KW | 09/96 → 04/98 | SP-929 | | SP-2041 | | |
| 2400i 91KW | 01/92 → 09/96 | SP-929 | MD-9640 | SP-2041 | | |
| 2700TD 74KW | 01/92 → 04/96 | SP-996 | MD-652 | SP-971 | | |
| | 05/96 → 12/96 | SP-996 | MD-734 | SP-971 | | |

|  |  |  OIL |  AIR |  FUEL |  CABIN |  OTHER |
|---|--|--|--|---|--|--|
| FORD | | | | | | |
| Maverick I (92-00) | | | | | | |
| 2700TD 92KW | 01/97 → 11/00 | SP-901 | MD-734 | SP-971 | | |
| Maverick II (00-) | | | | | | |
| 2000i 16V, 95 KW | 10/00 → 04/04 | SP-978 | MD-9602 | | MS-6427 | |
| 2300 16V, 110 KW | 03/04 → | SP-1296 | MD-9602 | | MS-6427 | |
| 3000i V6 24V 145KW | 10/00 → 03/04 | SP-1084 | MD-9602 | | MS-6427 | |
| 3000i V6 24V, 148 KW | 04/04 → | SP-1084 | MD-9602 | | MS-6427 | |
| Mondeo I (93-96) | | | | | | |
| 1600i 16V, L1J, 65 KW | 07/94 → 08/96 | SP-1244 | MD-9248 | SP-2111 | MS-6120 MS-6120C | |
| 1600i 16V, LF1, 66 KW | 02/93 → 08/96 | SP-1244 | MD-9248 | SP-2111 | MS-6120 MS-6120C | |
| 1800 TD, 66 KW | 10/95 → 08/96 | SP-949 | MD-9256 | MD-093 SP-983 | MS-6120 MS-6120C | |
| Comments: MD-093: CAV/Delphi injection system, SP-983: BOSCH injection system. | | | | | | |
| 1800 TD, RFN, 65 KW | 06/93 → 08/96 | SP-949 | MD-9256 | MD-093 SP-983 | MS-6120 MS-6120C | |
| Comments: MD-093: CAV/Delphi injection system, SP-983: BOSCH injection system. | | | | | | |
| 1800i 16V, RKA, 85 KW | 02/93 → 08/96 | SP-1244 | MD-9248 | SP-2111 | MS-6120 MS-6120C | |
| 1800i 16V, RKB, 82 KW | 01/94 → 08/96 | SP-1244 | MD-9248 | SP-2111 | MS-6120 MS-6120C | |
| 2000i 16V, 97 KW | 02/93 → 08/96 | SP-1244 | MD-9248 | SP-2111 | MS-6120 MS-6120C | |
| 2000i 16V, NGA, 100 KW | 02/93 → 08/96 | SP-1244 | MD-9248 | SP-2111 | MS-6120 MS-6120C | |
| 2500i 24V, SEA, 125 KW | 07/94 → 08/96 | SP-1084 | MD-9728 | SP-2111 | MS-6120 MS-6120C | |
| Mondeo II (96-00) | | | | | | |
| 1600i,66KW | 09/96 → 11/00 | SP-1244 | MD-9248 | SP-2111 | MS-6120 MS-6120C | |
| 1600i,70KW | 05/98 → 11/00 | SP-1244 | MD-9248 | SP-2111 | MS-6120 MS-6120C | |
| 1800i,85KW | 09/96 → 11/00 | SP-1244 | MD-9248 | SP-2111 | MS-6120 MS-6120C | |
| 1800TD,66KW,(CAV Fuel Filter) | 09/96 → 11/00 | SP-949 | MD-9256 | SP-983 | MS-6120 MS-6120C | |
| 2000i,96KW | 09/96 → 11/00 | SP-1244 | MD-9248 | SP-2111 | MS-6120 MS-6120C | |
| 2500 24V 125KW | 09/96 → 11/00 | SP-1084 | MD-9728 | SP-2111 | MS-6120 MS-6120C | |
| 2500 V6 ST200,151KW | 03/99 → 11/00 | SP-1084 | MD-9728 | SP-2111 | MS-6120 MS-6120C | |
| 2500i (BFP), 151KW | 05/99 → 11/00 | SP-1084 | MD-9728 | SP-2111 | MS-6120 MS-6120C | |
| Mondeo III (00-07) | | | | | | |
| 1800 SCi, CFBA, 96 KW | 07/03 → 03/07 | SP-1296 MD-431 | MD-9730 | | MS-6204 MS-6204C | |
| 1800,Duratec CGBA/BB,81KW | 11/00 → 10/02 | MD-431 | MD-9730 | SP-2168 | MS-6204 MS-6204C | |
| 1800,Duratec CHBA/BB,92KW | 11/00 → 10/02 | MD-431 | MD-9730 | SP-2168 | MS-6204 MS-6204C | |
| 2000,Duratec CJBA/BB,106KW | 11/00 → 10/02 | MD-431 | MD-9730 | SP-2168 | MS-6204 MS-6204C | |
| 2000Di,Duratorq Di D5BA,66KW | 11/00 → 03/07 | MD-435 | MD-9730 | SP-1263 | MS-6204 MS-6204C | |
| 2000Di,Duratorq DI D6BA,85KW | 11/00 → 08/02 | MD-435 | MD-9730 | SP-1256 | MS-6204 MS-6204C | |
| | 09/02 → 03/07 | MD-435 | MD-9730 | SP-1263 | MS-6204 MS-6204C | |
| Comments: SP-1263: CAV/Delphi injection system. | | | | | | |

FORD

Mondeo III (00-07)

| | | | | | |
|------------------------------------|---------------|---------|---------|---------|---------------------|
| 2000TDCi, FMBA,N7BA, 96 KW | 09/01 → 03/04 | MD-435 | MD-9730 | SP-1263 | MS-6204 MS-6204C |
| 2200TDCi, QJBA QJBB, 114 KW | 09/04 → 03/07 | MD-435 | MD-9730 | SP-1263 | MS-6204 MS-6204C |
| 2500 V6 Eng:Duratec LCBD 125KW | 11/00 → 03/07 | SP-1084 | MD-9730 | SP-2168 | MS-6204 MS-6204C |
| 3000 ST220 Eng:Duratec V6 ST 166KW | 09/01 → 03/07 | SP-1084 | MD-9730 | SP-2168 | MS-6204 MS-6204C |
| 3000 V6, REBA, 150 KW | 08/04 → 03/07 | SP-1084 | MD-9730 | SP-2168 | MS-6204 MS-6204C |

Mondeo IV (07-)








| | | | | | |
|----------------------------|---------------|---------|---------|--------|---------------------|
| 1600 EcoBoost SCTi, 118 KW | 11/10 → | SP-1073 | MD-8354 | | MS-6331 MS-6331C |
| 1600 TDCi, 85 KW | 03/11 → | MD-509 | MD-8354 | | MS-6331 MS-6331C |
| 1600 Ti- VCT, 81 KW | 04/07 → | SP-1073 | MD-8354 | | MS-6331 MS-6331C |
| 1600 Ti- VCT, 88 KW | 09/10 → | SP-1073 | MD-8354 | | MS-6331 MS-6331C |
| 1600 Ti- VCT, 92 KW | 04/07 → | SP-1073 | MD-8354 | | MS-6331 MS-6331C |
| 1800 TDCi, 74 KW | 04/07 → | SP-940 | MD-8354 | MD-617 | MS-6331 MS-6331C |
| 1800 TDCi, 92 KW | 06/07 → | SP-940 | MD-8354 | MD-617 | MS-6331 MS-6331C |
| 2000 EcoBoost SCTi, 149KW | 03/10 → | SP-1296 | MD-8354 | | MS-6331 MS-6331C |
| 2000 EcoBoost SCTi, 176 KW | 09/10 → | | MD-8354 | | MS-6331 MS-6331C |
| 2000 TDCi Duratorq, 103 KW | 04/07 → 02/10 | MD-525 | MD-8354 | MD-647 | MS-6331 MS-6331C |
| | 02/10 → | MD-525 | MD-8354 | MD-657 | MS-6331 MS-6331C |
| 2000 TDCi Duratorq, 120Kw | 03/10 → | MD-525 | MD-8354 | MD-657 | MS-6331 MS-6331C |
| 2000 TDCi Duratorq, 85 KW | 04/07 → 02/10 | MD-525 | MD-8354 | MD-647 | MS-6331 MS-6331C |
| | 03/10 → | MD-525 | MD-8354 | MD-657 | MS-6331 MS-6331C |
| 2000 TDCi Duratorq, 96 KW | 04/07 → 02/10 | MD-525 | MD-8354 | MD-647 | MS-6331 MS-6331C |
| | 02/10 → | MD-525 | MD-8354 | MD-657 | MS-6331 MS-6331C |
| 2000, 107 KW | 04/07 → | SP-1296 | MD-8354 | | MS-6331 MS-6331C |
| 2200 TDCi ,129 KW | 03/08 → | MD-525 | MD-5332 | | MS-6331 MS-6331C |
| 2200 TDCi ,147 KW | 11/10 → | MD-525 | | | MS-6331 MS-6331C |
| 2300 16V,118 KW | 10/07 → 06/10 | MD-431 | MD-8354 | | MS-6331 MS-6331C |
| 2500, 162 KW | 04/07 → 06/10 | MD-469 | MD-8306 | | MS-6331 MS-6331C |

Mustang/Mustang Conv. (93-)

| | | | | | |
|----------------|---------|---------|--|--|--|
| 3800 V6, 112KW | 09/93 → | SP-1244 | | | |
|----------------|---------|---------|--|--|--|

Orion (82-93)

| | | | | | |
|----------|---------------|--------|--------|--------|--|
| 1300 CVH | 11/82 → 03/85 | SP-892 | MD-018 | FF-010 | |
|----------|---------------|--------|--------|--------|--|

|  |  |  OIL |  AIR |  FUEL |  CABIN |  OTHER |
|---|--|--|--|---|--|--|
| FORD | | | | | | |
| Orion (82-93) | | | | | | |
| 1300 OHV | 03/85 → 07/88 | SP-945 | MD-416 | FF-010 | | |
| | 08/88 → 09/89 | SP-945 | MD-5046 | | | |
| | 10/89 → 07/93 | SP-945 | MD-5046 | | | |
| 1400 CVH 54/55KW | 03/85 → 07/90 | SP-892 | MD-580 | FF-010 | | |
| 1400i | 01/89 → 10/89 | SP-892 | MD-5040 | SP-2004 | | |
| | 10/86 → 12/88 | SP-892 | MD-580 | SP-2004 | | |
| | 10/89 → 07/93 | SP-892 | MD-5040 | | | |
| 1600 CVH | 09/82 → 02/85 | SP-892 | MD-570 | FF-010 | | |
| | 03/85 → 12/88 | SP-892 | MD-640 | FF-010 | | |
| | 01/89 → 10/89 | SP-892 | MD-5040 | | | |
| | 10/89 → 07/93 | SP-892 | MD-5040 | | | |
| 1600D BOSCH | 03/83 → 12/88 | SP-962 | MD-9586 | SP-966 | | |
| 1600D CAV | 01/87 → 12/88 | SP-962 | MD-9586 | MD-093 | | |
| 1600i | 10/89 → 09/92 | SP-892 | MD-9220 | SP-2100 | | |
| 1600i K/Ke - Jetr. | 03/85 → 10/89 | SP-892 | MD-9400 | SP-2004 | | |
| 1600i L/Le - Jetr. | 08/89 → 10/89 | SP-892 | MD-9126 | SP-2004 | | |
| 1600i ZETA 16V | 10/92 → 07/93 | SP-1244 | MD-9220 | SP-2111 | | |
| 1800D BOSCH | 12/88 → 10/89 | SP-949 | MD-9116 | SP-973 | | |
| | 10/89 → 12/92 | SP-949 | MD-9220 | SP-973 | | |
| | 01/92 → 07/93 | SP-949 | MD-9220 | SP-983 | | |
| 1800D CAV | 12/88 → 10/89 | SP-949 | MD-9116 | MD-093 | | |
| | 10/89 → 07/93 | SP-949 | MD-9220 | MD-093 | | |
| 1800i ZETA 16V | 02/92 → 07/93 | SP-1244 | MD-9220 | SP-2111 | | |
| 1800TD BOSCH | 10/89 → 07/93 | SP-949 | MD-9220 | SP-973 | | |
| 1800TD CAV | 10/89 → 07/93 | SP-949 | MD-9220 | MD-093 | | |
| P100 (82-) | | | | | | |
| 1600 | 04/82 → 12/86 | SP-816 | MD-042 | | | |
| 1800TD BOSCH | 10/86 → 12/92 | SP-949 | MD-9638 | SP-973 | | |
| 1800TD CAV | 10/86 → 12/92 | SP-949 | MD-9638 | MD-093 | | |
| 2000 | 01/88 → | SP-816 | MD-616 | | | |
| Probe (91-) | | | | | | |
| 2000i 16V | 10/93 → 03/98 | SP-1001 | MD-9244 | SP-2110 | | |
| 2200i Turbo 108KW | 03/91 → 12/92 | SP-1001 | MD-9132 | SP-2113 | | |
| 2500i V6 120KW | 12/94 → | SP-989 | MD-9244 | SP-2110 | | |
| 2500i V6 24V, 119KW | 10/93 → 03/98 | SP-989 | MD-9244 | SP-2110 | | |
| Puma (97-01) | | | | | | |
| 1400i 16V, 66 KW | 11/97 → 09/00 | SP-1073 | MD-9966 | SP-2111 | MS-6006 MS-6006C | |
| 1600i 16V, 76 KW | 08/00 → 12/01 | SP-1244 | MD-9966 | SP-2111 | MS-6006 MS-6006C | |
| 1700i 16V, 92 KW | 04/96 → 12/01 | SP-1244 | MD-9966 | SP-2111 | MS-6006 MS-6006C | |
| 1700i ST160, 118 KW | 06/98 → 12/01 | SP-1244 | MD-9966 | SP-2111 | MS-6006 MS-6006C | |
| RANGER (11-) | | | | | | |
| 2200 TDCi (TKE), 110 KW | 11/11 → | | | | | |
| 2200 TDCi (TKE), 92 KW | 11/11 → | | | | | |
| 2500 TDCi (TKE), 122 KW | 11/11 → | | | | | |
| 3200 TDCi (TKE), 147 KW | 11/11 → | | | | | |
| Ranger (99-) | | | | | | |
| 2500 TDCi, 105KW | 03/07 → | SP-866 | | | | |
| 2500D 57KW | 10/98 → 04/02 | SP-993 | MD-9590 | | | |
| 2500TD 80KW | 10/98 → 04/07 | SP-993 | MD-9590 | | | |
| 3000 TDCi, 115KW | 11/07 → | | | | | |
| S-MAX (06-) | | | | | | |
| 1600 Ecoboost SCTi, 118 KW | 11/10 → | SP-1073 | MD-8354 | | MS-6331 MS-6331C | |
| 1600 TDCi, 85 KW | 03/11 → | MD-509 | MD-8354 | | MS-6331 MS-6331C | |

FORD

S-MAX (06-)

| | | | | | |
|-----------------------------|---------------|---------|---------|--------|---------------------|
| 1800 TDCi, 74 KW | 01/07 → | SP-940 | MD-8354 | MD-617 | MS-6331 MS-6331C |
| 1800 TDCi, QYWA, 92 KW | 05/06 → | SP-940 | MD-8354 | MD-617 | MS-6331 MS-6331C |
| | 01/07 → | SP-940 | MD-8354 | | MS-6331 MS-6331C |
| 2000 EcoBoost SCTi, 149KW | 03/10 → | SP-1296 | MD-8354 | | MS-6331 MS-6331C |
| 2000 EcoBoost, 176 KW | 11/10 → | | MD-8354 | | MS-6331 MS-6331C |
| 2000 TDCi, Duratorq, 103 KW | 05/06 → 02/10 | MD-525 | MD-8354 | MD-563 | MS-6331 MS-6331C |
| | 03/10 → | MD-525 | MD-8354 | MD-657 | MS-6331 MS-6331C |
| 2000 TDCi, Duratorq, 85 KW | 04/07 → 02/10 | MD-525 | MD-8354 | MD-563 | MS-6331 MS-6331C |
| | 03/10 → | MD-525 | MD-8354 | MD-657 | MS-6331 MS-6331C |
| 2000 TDCi, Duratorq, 96 KW | 05/06 → 02/10 | MD-525 | MD-8354 | MD-563 | MS-6331 MS-6331C |
| | 03/10 → | MD-525 | MD-8354 | MD-657 | MS-6331 MS-6331C |
| 2000 TDCi,120 KW | 03/10 → | MD-525 | MD-8354 | MD-657 | MS-6331 MS-6331C |
| 2000, 107 KW | 05/06 → | SP-1296 | MD-8354 | | MS-6331 MS-6331C |
| 2200 TDCi,147 KW | 11/10 → | MD-525 | | | MS-6331 MS-6331C |
| 2300 16V,118 KW | 10/07 → 06/10 | MD-431 | MD-8354 | | MS-6331 MS-6331C |

Scorpio I (84-94)








| | | | | | |
|----------------|---------------|--------|---------|---------|--|
| 1800 64/66KW | 04/84 → 07/88 | SP-816 | MD-098 | FF-010 | |
| | 07/88 → 12/89 | SP-816 | MD-544 | FF-010 | |
| 2000 74/77KW | 04/84 → 06/88 | SP-816 | MD-616 | FF-010 | |
| 2000 77KW DOHC | 06/88 → 10/93 | SP-816 | MD-5052 | FF-009 | |
| 2000i alle | 04/84 → 10/93 | SP-816 | MD-9638 | SP-2004 | |
| 2400i | 01/87 → 10/93 | SP-816 | MD-9638 | SP-2004 | |
| 2500D | 10/85 → 10/93 | SP-953 | MD-5028 | MD-195 | |
| 2500TD | 01/87 → 07/92 | SP-953 | MD-9638 | MD-195 | |
| | 08/93 → 10/93 | SP-802 | MD-9638 | MD-093 | |
| 2800i LHD | 04/84 → 10/93 | SP-816 | MD-9638 | SP-2004 | |
| 2800i RHD | 04/84 → 10/93 | SP-806 | MD-9638 | SP-2004 | |
| 2900i 8V LHD | 04/84 → 10/93 | SP-816 | MD-9638 | SP-2004 | |
| 2900i 8V RHD | 04/84 → 10/93 | SP-806 | MD-9638 | SP-2004 | |
| 2900i 16V | 03/91 → 10/93 | SP-816 | MD-9638 | SP-2004 | |
| 2900i 24V | 03/91 → 10/93 | SP-816 | MD-9402 | SP-2004 | |



Scorpio II (94-98)








| | | | | | |
|-----------------------|---------------|---------|---------|---------|---------|
| 2000i 16V, N3A 100 KW | 10/94 → 08/98 | SP-1244 | MD-9402 | SP-2111 | MS-6008 |
| 2000i, NSD, 85 KW | 10/94 → 08/98 | SP-1244 | MD-9402 | SP-2111 | MS-6008 |
| 2300i 16V, 108 KW | 06/96 → 08/98 | SP-1244 | MD-9402 | SP-2111 | MS-6008 |
| 2500TD, SCC, 85 KW | 10/94 → 08/98 | SP-802 | MD-9638 | MD-093 | MS-6008 |
| 2500TD, VM, 92 KW | 09/96 → 08/98 | SP-802 | MD-9638 | MD-093 | MS-6008 |
| 2900i BRG,110 KW | 01/95 → 08/98 | SP-816 | MD-9402 | SP-2111 | MS-6008 |
| 2900i , BOB,152 KW | 10/94 → 08/98 | SP-816 | MD-9402 | SP-2111 | MS-6008 |




Sierra (81-93)








| | | | | | |
|---------------------|---------------|--------|--------|---------|--|
| 1300 44KW | 10/81 → 10/92 | SP-816 | MD-042 | FF-010 | |
| 1600 | 10/81 → 10/92 | SP-816 | MD-042 | FF-010 | |
| 1600 Registervgaser | 03/83 → 10/92 | SP-816 | MD-616 | FF-010 | |
| 1600i CVH 59KW | 09/89 → 10/92 | SP-892 | MD-548 | SP-2004 | |

|  |  |  OIL |  AIR |  FUEL |  CABIN |  OTHER |
|---|--|--|--|---|--|--|
| FORD | | | | | | |
| Sierra (81-93) | | | | | | |
| 1800 59KW | 09/86 → 10/89 | SP-816 | MD-098 | FF-010 | | |
| 1800 64KW | 05/88 → 02/93 | SP-892 | MD-548 | FF-010 | | |
| 1800 66KW | 10/84 → 12/85 | SP-816 | MD-098 | FF-010 | | |
| | 01/87 → 05/88 | SP-892 | MD-548 | FF-010 | | |
| 1800i | 05/88 → 03/92 | SP-892 | MD-548 | | | |
| | 04/92 → 02/93 | SP-892 | MD-548 | SP-2004 | | |
| 1800TD | 10/84 → 10/92 | SP-949 | MD-9638 | MD-195 | | |
| 2000 66KW | 10/81 → 10/84 | SP-816 | MD-042 | FF-010 | | |
| 2000 74/77KW | 11/84 → 02/93 | SP-816 | MD-616 | FF-010 | | |
| 2000 DOHC 77KW | 06/88 → 10/92 | SP-816 | MD-5052 | | | |
| 2000 RS Cosworth | 01/89 → 12/89 | SP-806 | | | | |
| 2000 RS Cosworth 4x4 | 04/90 → 02/93 | SP-816 | | | | |
| 2000 V6 66KW | 10/81 → 10/92 | SP-816 | MD-582 | FF-010 | | |
| 2000i alle | 01/91 → 10/92 | SP-816 | MD-9638 | SP-2004 | | |
| | 03/84 → 12/89 | SP-816 | MD-9638 | SP-2004 | | |
| 2300 V6 84KW | 10/81 → 10/92 | SP-816 | MD-582 | FF-009 | | |
| 2300D | 01/83 → 10/89 | SP-953 | MD-5028 | MD-195 | | |
| 2500TD | 08/93 → 10/93 | SP-802 | MD-9638 | MD-093 | | |
| 2800i 4x4 XR4i LHD | 01/85 → 12/89 | SP-816 | MD-9522 | SP-2004 | | |
| 2800i 4x4 XR4i RHD | 01/85 → 12/89 | SP-806 | MD-9522 | SP-2004 | | |
| 2800i XR4i | 04/84 → 12/89 | SP-816 | MD-9638 | SP-2004 | | |
| 2900i V6 | 01/85 → 12/89 | SP-816 | MD-9638 | SP-2004 | | |
| 2900i V6 LHD | 01/91 → 10/92 | SP-816 | MD-9638 | SP-2004 | | |
| 2900i V6 RHD | 01/91 → 10/92 | SP-806 | MD-9638 | SP-2004 | | |
| Taurus (51-82) | | | | | | |
| 1300 | 10/69 → 11/81 | SP-816 | MD-042 | FF-010 | | |
| 1500 M, 23G, 48 KW | 08/66 → 06/71 | SP-1084 | MD-042 | FF-010 | | |
| 1600 50 - 54KW | 10/69 → 11/81 | SP-816 | MD-042 | FF-010 | | |
| 1600 GT 65KW | 10/69 → 12/75 | SP-816 | MD-098 | FF-010 | | |
| 2000 OHC 72KW | 10/69 → 08/79 | SP-816 | MD-098 | FF-010 | | |
| 2000 OHC 74KW Fram Airfilter | 09/79 → 11/81 | SP-816 | MD-042 | FF-009 | | |
| 2000 OHC 74KW Mann Airfilter | 09/79 → 11/81 | SP-816 | MD-098 | FF-009 | | |
| 2000 V6 66KW | 10/69 → 12/75 | SP-816 | MD-568 | FF-010 | | |
| | 01/76 → 11/81 | SP-816 | MD-582 | FF-010 | | |
| 2300 V6 alle | 10/69 → 12/75 | SP-816 | MD-568 | FF-010 | | |
| | 01/76 → 11/81 | SP-816 | MD-582 | FF-010 | | |
| Taurus (96-) | | | | | | |
| 3000 V6, 115KW | 03/99 → | SP-1072 | | | | |
| 3000, 104KW | 09/96 → | SP-1244 | | | | |
| 3000, 108KW | 09/96 → | SP-1244 | | | | |
| Telstar (83-99) | | | | | | |
| 1600 F6 | 01/83 → 06/99 | SP-937 | MD-204 | | | |
| 1800 F8 | 01/87 → 12/88 | SP-959 | MD-9132 | | | |
| | 01/89 → 06/99 | SP-1001 | MD-9132 | | | |
| Tourneo (94-00) | | | | | | |
| 2000i (N9K) 84KW | 11/94 → 12/00 | SP-1244 | MD-9222 | SP-2100 | | |
| 2000i (N9L) 84KW | 11/94 → 12/00 | SP-1244 | MD-9222 | SP-2100 | | |
| 2500D 4FA 51KW | 11/94 → 12/00 | SP-862 | MD-9222 | MD-267 | | |
| 2500D 4FB | 11/94 → 12/00 | SP-862 | MD-9222 | MD-267 | | |
| 2500D 4FC 51KW | 11/94 → 12/00 | SP-862 | MD-9222 | MD-267 | | |
| 2500D 4HA 56KW | 11/94 → 12/00 | MD-800 | MD-9222 | MD-267 | | |
| 2500D 4HB 56KW | 11/94 → 12/00 | SP-862 | MD-9222 | MD-267 | | |
| 2500TD 4GA 63KW | 11/94 → 12/00 | SP-862 | MD-9222 | MD-267 | | |
| Tourneo Connect (02-) | | | | | | |
| 1800 16V, EYPA, EYPC, 85 KW | 09/02 → | SP-1244 | MD-9470 | SP-2130 | MS-6148 MS-6148C | |
| 1800 TDCi Duratorq, 66 KW | 09/02 → | SP-938 | MD-9470 | SP-1263 | MS-6148 MS-6148C | |

|  |  |  OIL |  AIR |  FUEL |  CABIN |  OTHER |
|---|--|--|--|---|--|--|
| FORD | | | | | | |
| Tourneo Connect (02-) | | | | | | |
| 1800 TDCi Duratorq, 55 KW | 09/02 → | SP-938 | MD-9470 | SP-1263 | MS-6148 MS-6148C | |
| Comments: SP-1263: Injection system Delphi. | | | | | | |
| 1800 TDi Duratorq, 81 KW | 08/06 → | SP-938 | MD-9470 | SP-1263 | MS-6148 MS-6148C | |
| Electric | 02/11 → | | | | MS-6148 | |
| Tourneo Custom (12-) | | | | | | |
| 2200 TDCi, 103 KW | 09/12 → | MD-525 | | | | |
| 2200 TDCi, 114 KW | 09/12 → | MD-525 | | | | |
| 2200 TDCi, 74 KW | 09/12 → | MD-525 | | | | |
| 2200 TDCi, 92 KW | 09/12 → | MD-525 | | | | |
| Transit / Transit Custom (12-) | | | | | | |
| 2200 TDCi, 103 KW | 09/12 → | MD-525 | | | | |
| 2200 TDCi, 114 KW | 09/12 → | MD-525 | | | | |
| 2200 TDCi, 74 KW | 09/12 → | MD-525 | | | | |
| 2200 TDCi, 92 KW | 09/12 → | MD-525 | | | | |
| Transit Connect (02-) | | | | | | |
| 1800 16V, EYPA,EYPC, 85 KW | 09/02 → | SP-1244 | MD-9470 | SP-2130 | MS-6148 MS-6148C | |
| 1800 TDCi Duratorq, 66 KW | 09/02 → | SP-938 | MD-9470 | SP-1263 | MS-6148 MS-6148C | |
| 1800 TDCi, Duratorq, 81 KW | 08/06 → | SP-938 | MD-9470 | SP-1263 | MS-6148 MS-6148C | |
| 1800 TDDi Duratorq, 55 KW | 09/02 → | SP-938 | MD-9470 | SP-1263 | MS-6148 MS-6148C | |
| Comments: SP-1263: Injection system Delphi. | | | | | | |
| Electric | 02/11 → | | | | MS-6148 | |
| Transit I (55-78) | | | | | | |
| 1500 40KW | 01/69 → 12/77 | SP-816 | MD-128 | FF-009 | | |
| 1500 44KW | 01/69 → 12/77 | SP-816 | MD-122 | FF-009 | | |
| 1600 | 01/75 → 01/78 | SP-816 | MD-018 | FF-010 | | |
| 1700 44/48KW | 04/71 → 12/77 | SP-816 | MD-618 | FF-009 | | |
| 1700 46/51KW | 11/71 → 12/77 | SP-816 | MD-122 | FF-009 | | |
| 1700 V4 | 08/64 → 01/78 | SP-838 | MD-014 | FF-010 | | |
| 2000 V4 | 08/64 → 01/78 | SP-838 | MD-014 | FF-010 | | |
| Transit II (78-86) | | | | | | |
| 1600 | 01/78 → 12/85 | SP-816 | MD-5030 | FF-010 | | |
| 2000 OHC 57KW | 01/78 → 12/85 | SP-816 | MD-5030 | FF-010 | | |
| 2400D BOSCH | 11/78 → 09/85 | MD-019 | MD-014 | SP-905 | | |
| 2400D BOSCH some | 11/78 → 09/85 | MD-019 | MD-014 | SP-966 | | |
| 2400D CAV/SIMMS | 01/78 → 12/84 | MD-019 | MD-014 | MD-093 | | |
| 2500D | 05/84 → 09/85 | SP-965 | MD-014 | MD-267 | | |
| 3000 V6 | 01/78 → 12/84 | SP-816 | | FF-009 | | |
| Transit III (85-92) | | | | | | |
| 1600 | 01/86 → 09/90 | SP-816 | MD-618 | FF-010 | | |
| 2000 OHC 57KW | 12/85 → 09/90 | SP-816 | MD-618 | FF-010 | | |
| 2000 OHC 72KW | 05/90 → 08/92 | SP-816 | MD-618 | | | |
| 2500D | 10/85 → 02/89 | SP-965 | MD-618 | MD-267 | | |
| | 03/89 → 08/90 | SP-965 | MD-9112 | MD-267 | | |
| 2900i | 10/88 → 09/90 | SP-816 | | SP-2004 | | |
| Transit IV (91-94) | | | | | | |
| 2000 NCA 72KW | 09/92 → 09/94 | SP-816 | MD-8304 | SP-2100 | | |
| 2500D | 09/92 → 07/94 | SP-938 | MD-9112 | MD-267 | | |
| 2500TD/TDI | 05/92 → 07/94 | SP-938 | MD-9112 | MD-267 | | |
| 2500TDI 63/74KW | 08/94 → 09/97 | SP-938 | MD-9222 | MD-267 | | |
| 2900i | 10/92 → 07/94 | SP-816 | MD-9222 | | | |
| Transit V (93-00) | | | | | | |
| 2000i 84KW | 08/93 → 12/00 | SP-1244 | MD-9222 | SP-2111 | | |
| 2000i 84KW AC/Klima | 08/93 → 12/00 | SP-816 | MD-9222 | SP-2111 | | |

|  |  |  OIL |  AIR |  FUEL |  CABIN |  OTHER |
|---|--|--|--|---|--|--|
| FORD | | | | | | |
| Transit V (93-00) | | | | | | |
| 2500D 51/56/63KW | 08/93 → 09/97 | SP-938 | MD-9222 | MD-267 | | |
| | 09/97 → 12/00 | SP-938 | MD-9222 | MD-367 | | |
| 2500DI 51KW | 04/96 → 09/97 | SP-938 | MD-014 | MD-267 | | |
| | 09/97 → 12/00 | SP-938 | MD-014 | MD-367 | | |
| 2500TD/TDI | 09/97 → 12/00 | SP-938 | MD-9222 | MD-367 | | |
| 2500TDE 63/73/85KW | 11/97 → 12/00 | SP-938 | MD-9496 | MD-367 | | |
| Transit VI (00-06) | | | | | | |
| 2000 Di D3FA, 55 KW | 08/00 → 10/04 | MD-435 | MD-9708 | SP-1240 | MS-6256 | |
| | 11/04 → 07/06 | MD-435 | MD-9708 | SP-1346 | MS-6256 | |
| 2000 Di TDE, 63 KW | 08/00 → 10/04 | MD-435 | MD-9708 | SP-1240 | MS-6256 | |
| | 07/01 → 07/06 | MD-435 | MD-9708 | SP-1278 | MS-6256 | |
| | 11/04 → 07/06 | MD-435 | MD-9708 | SP-1346 | MS-6256 | |
| 2000 Di TDE, ABFA, 74 KW | 08/00 → 10/04 | MD-435 | MD-9708 | SP-1240 | MS-6256 | |
| | 11/04 → 07/06 | MD-435 | MD-9708 | SP-1346 | MS-6256 | |
| 2000 Di TDE/TDCi, 92 KW | 07/02 → 07/06 | MD-435 | MD-9708 | | MS-6256 | |
| 2300i 16V E5FA, 107 KW | 03/00 → 07/06 | SP-1244 | MD-9708 | | MS-6256 | |
| 2400 Di Dur/rq, 55 KW | 03/00 → 10/04 | MD-435 | MD-9708 | SP-1240 | MS-6256 | |
| | 11/04 → 07/06 | MD-435 | MD-9708 | SP-1346 | MS-6256 | |
| 2400 Di TDE Dur/rq D2FA, /FE, 66 KW | 03/00 → 10/04 | MD-435 | MD-9708 | SP-1240 | MS-6256 | |
| | 11/04 → 07/06 | MD-435 | MD-9708 | SP-1346 | MS-6256 | |
| 2400Di TDE Dur/rq, 92 KW | 11/01 → 10/04 | MD-435 | MD-9708 | SP-1240 | MS-6256 | |
| | 11/04 → 07/06 | MD-435 | MD-9708 | SP-1346 | MS-6256 | |
| 2400TDCi, 101KW | 03/04 → 07/06 | MD-435 | MD-9708 | | MS-6256 | |
| 2400TDi (TDE), 85KW | 03/04 → 07/06 | MD-435 | MD-9708 | | MS-6256 | |
| 2400TDi (TDE), Duratorq D4FA 88 KW | 03/00 → 10/04 | MD-435 | MD-9708 | SP-1240 | MS-6256 | |
| | 11/04 → 07/06 | MD-435 | MD-9708 | SP-1346 | MS-6256 | |
| Transit VII (06-) | | | | | | |
| 2200 TDCi Econetic, 74 KW | 09/11 → | MD-525 | MD-9708 | | | |
| Comments: MD-9708: For rear wheel drive applications. | | | | | | |
| 2200 TDCi Econetic, 85KW | 10/08 → 11/11 | MD-525 | MD-8346 | SP-1366 | | |
| | | | | SP-1240 | | |
| Comments: Euro 3 use SP-1240, Euro 4 use SP-1366 | | | | | | |
| 2200 TDCi Econetic, 92 KW | 09/11 → | MD-525 | MD-9708 | | | |
| 2200 TDCi, 100 KW | 09/11 → | MD-525 | MD-9708 | | | |
| 2200 TDCi, 103KW | 10/07 → 09/11 | MD-525 | MD-8346 | SP-1366 | | |
| | | | | SP-1240 | | |
| Comments: Euro 3 use SP-1240, Euro 4 use SP-1366 | | | | | | |
| 2200 TDCi, 114KW | 09/11 → | MD-525 | MD-9708 | | | |
| 2200 TDCi, 63KW | 07/06 → 11/11 | MD-525 | MD-8346 | SP-1366 | | |
| | | | | SP-1240 | | |
| Comments: Euro 3 use SP-1240, Euro 4 use SP-1366 | | | | | | |
| 2200 TDCi, 81KW | 07/06 → 11/11 | MD-525 | MD-8346 | SP-1366 | | |
| | | | | SP-1240 | | |
| Comments: Euro 3 use SP-1240, Euro 4 use SP-1366 | | | | | | |
| 2200 TDCi, 96KW | 07/06 → 11/11 | MD-525 | MD-8346 | SP-1366 | | |
| | | | | SP-1240 | | |
| Comments: Euro 3 use SP-1240, Euro 4 use SP-1366 | | | | | | |
| 2300 16V CNG, 107 KW | 10/06 → | SP-1296 | MD-9708 | SP-2168 | | |
| 2300 16V, 107 KW | 07/06 → | SP-1296 | MD-9708 | SP-2168 | | |
| 2400 TDCi, 103 KW, | 07/06 → 11/11 | MD-525 | MD-9708 | SP-1366 | | |
| | | | | SP-1240 | | |
| Comments: Euro 3 use SP-1240, Euro 4 use SP-1366 | | | | | | |
| 2400 TDCi, 74 KW, | 07/06 → 11/11 | MD-525 | MD-9708 | SP-1366 | | |
| | | | | SP-1240 | | |
| Comments: Euro 3 use SP-1240, Euro 4 use SP-1366 | | | | | | |
| 2400 TDCi, 85 KW, | 07/06 → 11/11 | MD-525 | MD-9708 | SP-1366 | | |
| | | | | SP-1240 | | |
| Comments: Euro 3 use SP-1240, Euro 4 use SP-1366 | | | | | | |
| 3200 TDCi, Duratorq, 147KW | 10/07 → 11/11 | MD-525 | | SP-1366 | | |
| Windstar (95-) | | | | | | |
| 3000 V6, 109KW | 02/95 → | SP-1244 | | SP-2112 | | |

|  |  |  OIL |  AIR |  FUEL |  CABIN |  OTHER |
|---|--|--|--|---|--|--|
| FORD (USA) | | | | | | |
| Escape | | | | | | |
| 3000 4x4, 145 KW | 01/01 → 04/04 | SP-1084 | | | | |
| | 05/04 → 07/04 | SP-1084 | | | | |
| Explorer | | | | | | |
| 4000 V6, AWD, 150 KW | 10/98 → | SP-1084 | | | | |
| HONDA | | | | | | |
| Accord I (79-83) | | | | | | |
| 1600 SJ 59KW | 01/76 → 12/77 | SP-814 | MD-268 | | | |
| | 01/79 → 11/81 | SP-904 | MD-204 | | | |
| 1600 SY 59KW | 11/81 → 12/82 | SP-904 | MD-204 | FF-022 | | |
| Accord II (83-85) | | | | | | |
| 1600 AD 74KW | 12/82 → 12/85 | SP-937 | MD-428 | FF-013 | | |
| 1800 AD 72KW | 12/82 → 12/85 | SP-937 | MD-428 | FF-013 | | |
| Accord III (85-89) | | | | | | |
| 1600 CA4,Eng:A16A,65KW | 11/85 → 12/89 | SP-937 | MD-542 | FF-029 | | |
| 2000 EX CA5,Eng:A20A,75KW | 11/85 → 12/89 | SP-937 | MD-542 | FF-029 | | |
| 2000 EX CA5,Eng:A20A,78KW | 11/85 → 12/98 | SP-937 | MD-542 | FF-029 | | |
| 2000 EX CA5,Eng:A20A,76KW | 11/85 → 12/89 | SP-937 | MD-542 | FF-029 | | |
| 2000 EXi CA5,Eng:A20A,85KW | 10/87 → 12/89 | SP-937 | MD-542 | SP-2011 | | |
| 2000 EXi CA5,Eng:A20A,90KW | 11/85 → 12/89 | SP-937 | MD-9152 | SP-2011 | | |
| 2000i 16V CA5,Eng:B20A,101KW | 10/87 → 12/89 | SP-937 | MD-9152 | | | |
| 2000i 16V CA5,Eng:B20A,98KW | 10/88 → 12/89 | SP-937 | MD-9152 | SP-2011 | | |
| 2000i CA5,Eng:A20A,85KW | 09/87 → 12/89 | SP-937 | MD-9152 | SP-2011 | | |
| Accord IV (90-93) | | | | | | |
| 1800,CB1,Eng:F18A | 01/90 → 09/93 | SP-937 | MD-9906 | FF-029 | | |
| 2000 16V CB3, Eng:F20A2/A3,81KW | 01/90 → 09/93 | SP-937 | MD-9906 | FF-029 | | |
| 2000 16V CB3, Eng:F20A6,66W | 01/90 → 03/93 | SP-937 | MD-9906 | FF-029 | | |
| 2000 16V CB3,Eng:F20A2/A3,81KW | 01/90 → 09/93 | SP-937 | MD-9906 | FF-029 | | |
| 2000i 16V CB3/CC9 Eng:F20A8,98KW | 01/90 → 09/93 | SP-937 | MD-9198 | SP-2036 | | |
| 2000i 16V CC1,Eng:F20A7,98KW | 01/92 → 09/93 | SP-937 | MD-9198 | SP-2036 | | |
| 2000i CB3 85KW | 01/91 → 03/93 | SP-937 | MD-9198 | SP-2036 | | |
| 2200i 16V,CB7/CB8,Eng:F22A3/7/8,108-110KW | 01/90 → 03/93 | SP-937 | MD-9198 | SP-2036 | | |
| Accord IX (08-) | | | | | | |
| 2000i, K20A, 115 KW | 06/08 → | SP-1001 | MD-8366 | | MS-6291 | |
| 2200i D-TEC, 132KW | 04/09 → | MD-591 | MD-8532 | MD-663 | MS-6291 | |
| 2200i D-TEC, N22B1, 110 KW | 06/08 → | MD-591 | MD-8532 | MD-663 | MS-6291 | |
| 2400, K24A, 140 KW | 07/08 → | SP-1001 | MD-8442 | | MS-6291 | |
| Accord V (93-98) | | | | | | |
| 1800 16V CD3,Eng:F18B | 10/93 → 09/97 | SP-937 | MD-9986 | SP-2084 | | |
| 2000 16V CD4,Eng:F20B | 10/93 → 09/97 | SP-937 | MD-9986 | SP-2084 | | |
| 2000 16V CD8,Eng:H22A | 03/94 → 09/97 | SP-937 | MD-9986 | SP-2084 | | |
| 2000i 16V CC9,Eng:F20Z,98KW | 03/93 → 02/98 | SP-937 | MD-9198 | SP-2036 | | |
| 2000i CC7 85/96KW | 03/93 → 02/96 | SP-937 | MD-9198 | SP-2036 | | |
| 2200 16V CD5,Eng:F22B | 10/93 → 09/97 | SP-937 | MD-9986 | SP-2084 | | |
| 2200 16V CD6,Eng:H22A | 10/93 → 09/97 | SP-937 | MD-9986 | SP-2084 | | |
| 2200i ES CE1/CD7 ,Eng:F22B,110KW | 08/93 → 01/98 | SP-937 | MD-9986 | SP-2084 | | |
| 2300i SR CC7,H23A, 116/118KW | 03/93 → 02/98 | SP-937 | MD-9198 | SP-2036 | | |
| Accord VI (96-98) | | | | | | |
| 1800i CE7 Eng:F18A,85KW | 02/96 → 10/98 | SP-937 | MD-9182 | SP-2084 | | |
| 1800i CE75/76 16V | 02/96 → 10/98 | SP-937 | MD-9198 | SP-2084 | | |
| 2000 CF2,Eng:H22A | 08/96 → 05/98 | SP-937 | MD-9986 | SP-2084 | | |
| 2000i LS CE8,Eng:F20Z,96KW | 02/96 → 10/98 | SP-937 | MD-9198 | SP-2084 | | |
| 2000TDI CF1,Eng:20Y2N,77KW | 02/96 → 10/98 | SP-954 | MD-9430 | SP-973 | | |
| 2200i VTEC CE9,Eng:F22Z,110KW | 02/96 → 10/98 | SP-937 | MD-9198 | SP-2084 | | |
| Accord VII (98-02) | | | | | | |
| 1600i CG/CH,Eng:D16B,85KW | 10/98 → 12/02 | SP-937 | MD-8064 | SP-2166 | MS-6242 | |
| 1800i CG/CH,Eng:F18B2,100KW | 10/98 → 12/02 | SP-937 | MD-8064 | SP-2166 | MS-6242 | |
| 2000i 16V CG/CH,Eng:F20B,108KW | 02/98 → 12/02 | SP-937 | MD-8064 | SP-2166 | MS-6242 | |

|  |  |  OIL |  AIR |  FUEL |  CABIN |  OTHER |
|---|--|--|--|---|--|--|
| HONDA | | | | | | |
| Accord VII (98-02) | | | | | | |
| 2200i Type-R CG | 02/99 → 12/02 | SP-937 | MD-8064 | SP-2166 | MS-6242 | |
| 2300 CF6/CF7, Eng:F23A | 06/00 → 12/02 | SP-937 | MD-8064 | SP-2166 | MS-6242 | |
| 3000i V6 24V CG,Eng:J30A,147KW | 02/98 → 12/02 | SP-937 | | SP-2166 | MS-6242 | |
| Accord VIII (03-08) | | | | | | |
| 2000i CL7 CL8 CM1, 114KW | 01/03 → | SP-1001 | MD-8082 | SP-2084 | MS-6291 | |
| 2200 CDTi, N22A1, 103 KW | 01/04 → 10/06 | MD-549 | MD-8318 | SP-1257 | MS-6291 | |
| 2400i CL9 CM2, K24A, 140KW | 01/03 → | SP-1001 | MD-8082 | FF-047 | MS-6291 | |
| Acty (79-) | | | | | | |
| 550 | 01/78 → 02/90 | SP-937 | | FF-022 | | |
| 660 | 03/90 → | SP-937 | | FF-022 | | |
| Ballade (86-89) | | | | | | |
| 1800 | → | SP-904 | MD-420 | FF-013 | | |
| City (00-) | | | | | | |
| 1400 VTEC, 73 KW | 12/08 → | SP-1001 | | | MS-6391 | |
| 1500 VTEC, 65 KW | 08/00 → | SP-1001 | | | MS-6273 | |
| Civic Ferio (91-) | | | | | | |
| 1500 PGM, EG8/EG9 | 09/91 → 09/95 | SP-1001 | MD-9920 | | | |
| 1600 EG9/EH1/EJ3 | 08/91 → 09/95 | SP-1001 | MD-9920 | | | |
| Civic I (72-77) | | | | | | |
| 1200 SB | 01/72 → 12/75 | SP-814 | MD-298 | | | |
| 1500 SE | 09/73 → 12/76 | SP-814 | MD-298 | | | |
| Civic II (77-83) | | | | | | |
| 1200 SB | 01/77 → 12/80 | SP-814 | MD-114 | | | |
| 1300 AH 51KW | 01/82 → 12/83 | SP-904 | MD-9854 | | | |
| 1300 SL 44KW | 01/79 → 12/83 | SP-904 | MD-114 | FF-022 | | |
| 1500 SG | 01/77 → 12/80 | SP-814 | MD-114 | | | |
| Civic III (83-87) | | | | | | |
| 1200 AL 52KW | 01/84 → 09/88 | SP-904 | MD-420 | FF-013 | | |
| 1300 AG 52KE | 01/84 → 11/86 | SP-904 | MD-420 | FF-013 | | |
| 1500 AH5 63KW | 01/84 → 08/87 | SP-904 | MD-420 | FF-013 | | |
| 1500i AH5 74KW | 04/85 → 08/88 | SP-904 | MD-9150 | SP-2034 | | |
| Civic IV (87-91) | | | | | | |
| 1300 EC8 55KW | 11/87 → 10/91 | SP-937 | MD-578 | FF-029 | | |
| 1400 EC9/ED2 66KW | 11/87 → 01/91 | SP-937 | MD-9886 | FF-029 | | |
| 1400i 16V, ED2/EE1, 66 KW | 10/87 → 09/91 | SP-937 | MD-9886 | FF-029 | | |
| 1500i ED3/ED6 66KW | 09/88 → 10/91 | SP-937 | MD-9880 | SP-2037 | | |
| 1500i ED6 69 KW | 09/88 → 10/91 | SP-937 | MD-9880 | SP-2037 | | |
| 1500i EE2 69 KW | 09/88 → 10/91 | SP-937 | MD-9880 | SP-2037 | | |
| 1600i 16V 4WD, D16A6, 80 KW | 01/88 → 09/91 | SP-937 | MD-9880 | SP-2037 | | |
| 1600i 16V 4WD, D16A6, 81 KW | 01/88 → 09/91 | SP-937 | MD-9880 | SP-2037 | | |
| 1600i 16V, D16A7, 96 KW | 09/87 → 09/91 | SP-937 | MD-9880 | SP-2037 | | |
| 1600i ED4/ED7 80KW | 12/87 → 10/91 | SP-937 | MD-9880 | SP-2037 | | |
| 1600i GL (ED4), D16Z2, 80 KW | 10/89 → 09/91 | SP-937 | MD-9880 | SP-2037 | | |
| 1600i GL, D16Z2, 81 KW | 12/87 → 10/91 | SP-937 | MD-9880 | SP-2037 | | |
| 1600i SiR, DOHC V-TEC, EE9, B16A1, 117KW | 10/89 → 10/91 | SP-937 | MD-9928 | SP-2037 | | |
| 1600i, D16Z2, 81 KW | 12/87 → 10/91 | SP-937 | MD-9880 | SP-2037 | | |
| Civic IX (12-) | | | | | | |
| 1400 i-VTEC, 73 KW | 02/12 → | SP-1001 | MD-8660 | | MS-6291 | |
| 1600 i-DTEC, 88 KW | 04/13 → | | MD-8658 | | MS-6291 | |
| 1600 i-VTEC, 92 KW | 02/12 → | SP-1001 | MD-8660 | | MS-6291 | |
| 1800 i-VTEC, 104 KW | 02/12 → | SP-1001 | MD-8588 | | MS-6291 | |
| 2200 i-DTEC, 110 KW | 02/12 → | MD-591 | MD-8658 | | MS-6291 | |
| Civic V (91-95) | | | | | | |
| 1300i EG3 55KW | 11/91 → 11/95 | SP-934 | MD-578 | SP-2036 | | |
| 1400i 66KW 16V | 11/91 → 11/95 | SP-937 | MD-9182 | SP-2084 | | |
| 1400i MA8 55/66KW | 09/94 → 01/97 | SP-937 | MD-9920 | SP-2084 | | |
| 1500 EG4/EG8 | 11/91 → 11/95 | SP-934 | MD-578 | SP-2036 | | |
| 1500i EG4/EG8 66/75KW | 11/91 → 01/94 | SP-934 | MD-9920 | SP-2036 | | |

HONDA

Civic V (91-95)

| | | | | | | |
|-------------------------|---------------|--------|---------|---------|--|--|
| 1600i EG5/EH9 88/92KW | 11/91 → 11/95 | SP-934 | MD-9920 | SP-2036 | | |
| 1600i EG6 100KW VTI | 11/91 → 11/95 | SP-937 | MD-9928 | SP-2036 | | |
| 1600i EG6/EG9 116/118KW | 11/91 → 11/95 | SP-934 | MD-9920 | SP-2036 | | |

Civic VI (95-01)

| | | | | | | |
|-------------------|---------------|--------|---------|---------|--------------------|--|
| 1400i EJ9 55/66KW | 11/95 → 04/01 | SP-937 | MD-9182 | SP-2084 | MS-6153 MS-6154 | |
|-------------------|---------------|--------|---------|---------|--------------------|--|

Comments: MS-6154: With air-condition system.

| | | | | | | |
|-------------------|---------------|--------|---------|---------|--------------------|--|
| 1400i MB2 55/66KW | 01/97 → 04/01 | SP-937 | MD-9920 | SP-2084 | MS-6153 MS-6154 | |
|-------------------|---------------|--------|---------|---------|--------------------|--|

Comments: MS-6154: With air-condition system.

| | | | | | | |
|---------------|---------------|--------|---------|---------|--------------------|--|
| 1500i EJ 84KW | 02/96 → 04/01 | SP-937 | MD-9992 | SP-2084 | MS-6153 MS-6154 | |
|---------------|---------------|--------|---------|---------|--------------------|--|

Comments: MS-6154: With air-condition system.

| | | | | | | |
|----------------|---------------|--------|---------|---------|--------------------|--|
| 1500i EK3 84KW | 11/95 → 04/01 | SP-937 | MD-9992 | SP-2084 | MS-6153 MS-6154 | |
|----------------|---------------|--------|---------|---------|--------------------|--|

Comments: MS-6154: With air-condition system.

| | | | | | | |
|----------------|---------------|--------|---------|---------|--------------------|--|
| 1500i MA9 66KW | 09/95 → 01/97 | SP-937 | MD-9920 | SP-2084 | MS-6153 MS-6154 | |
|----------------|---------------|--------|---------|---------|--------------------|--|

Comments: MS-6154: With air-condition system.

| | | | | | | |
|--------------------|---------------|--------|---------|---------|--------------------|--|
| 1500i MB3/MB8 84KW | 01/97 → 04/01 | SP-937 | MD-9920 | SP-2084 | MS-6153 MS-6154 | |
|--------------------|---------------|--------|---------|---------|--------------------|--|

Comments: MS-6154: With air-condition system.

| | | | | | | |
|----------------|---------------|--------|---------|---------|--------------------|--|
| 1600i EJ6 77KW | 02/96 → 04/01 | SP-937 | MD-9182 | SP-2084 | MS-6153 MS-6154 | |
|----------------|---------------|--------|---------|---------|--------------------|--|

Comments: MS-6154: With air-condition system.

| | | | | | | |
|----------------|---------------|--------|---------|---------|--------------------|--|
| 1600i EJ8 92KW | 02/96 → 04/01 | SP-937 | MD-9992 | SP-2084 | MS-6153 MS-6154 | |
|----------------|---------------|--------|---------|---------|--------------------|--|

Comments: MS-6154: With air-condition system.

| | | | | | | |
|----------------|---------------|--------|---------|---------|--------------------|--|
| 1600i EK1 84KW | 11/95 → 04/01 | SP-937 | MD-9992 | SP-2084 | MS-6153 MS-6154 | |
|----------------|---------------|--------|---------|---------|--------------------|--|

Comments: MS-6154: With air-condition system.

| | | | | | | |
|-------------------|---------------|--------|---------|---------|--------------------|--|
| 1600i MB1 83/93KW | 09/95 → 03/97 | SP-937 | MD-9920 | SP-2084 | MS-6153 MS-6154 | |
|-------------------|---------------|--------|---------|---------|--------------------|--|

Comments: MS-6154: With air-condition system.

| | | | | | | |
|----------------|---------------|--------|---------|---------|--------------------|--|
| 1600i MB4 85KW | 01/97 → 04/01 | SP-937 | MD-9920 | SP-2084 | MS-6153 MS-6154 | |
|----------------|---------------|--------|---------|---------|--------------------|--|

Comments: MS-6154: With air-condition system.

| | | | | | | |
|----------------|---------------|--------|---------|---------|--------------------|--|
| 1600i MC1 85KW | 01/97 → 04/01 | SP-937 | MD-9920 | SP-2084 | MS-6153 MS-6154 | |
|----------------|---------------|--------|---------|---------|--------------------|--|

Comments: MS-6154: With air-condition system.

| | | | | | | |
|------------------------------------|---------------|--------|---------|---------|--------------------|--|
| 1600i SiR, DOHC V-TEC, EK4, 118 KW | 11/95 → 04/01 | SP-937 | MD-9992 | SP-2084 | MS-6153 MS-6154 | |
|------------------------------------|---------------|--------|---------|---------|--------------------|--|

Comments: MS-6154: With air-condition system.

| | | | | | | |
|---------------------------------------|---------------|--------|---------|---------|--------------------|--|
| 1600i Type-R, DOHC V-TEC, EK9, 137 KW | 08/95 → 05/00 | SP-937 | MD-9992 | SP-2084 | MS-6153 MS-6154 | |
|---------------------------------------|---------------|--------|---------|---------|--------------------|--|

Comments: MS-6154: With air-condition system.

| | | | | | | |
|-----------------|---------------|--------|---------|---------|--------------------|--|
| 1800i MB6 124KW | 01/97 → 04/01 | SP-937 | MD-9920 | SP-2084 | MS-6153 MS-6154 | |
|-----------------|---------------|--------|---------|---------|--------------------|--|

Comments: MS-6154: With air-condition system.

| | | | | | | |
|----------------|---------------|--------|---------|--------|--------------------|--|
| 2000D MB7 63KW | 01/97 → 04/01 | SP-954 | MD-9430 | SP-973 | MS-6153 MS-6154 | |
|----------------|---------------|--------|---------|--------|--------------------|--|

Comments: MS-6154: With air-condition system.

| | | | | | | |
|------------------|---------------|--------|---------|--------|--------------------|--|
| 2000TDI MC3 77KW | 03/98 → 04/01 | SP-954 | MD-9430 | SP-973 | MS-6153 MS-6154 | |
|------------------|---------------|--------|---------|--------|--------------------|--|

Comments: MS-6154: With air-condition system.

Civic VII (01-06)

| | | | | | | |
|--------------------------|---------------|--------|---------|--|---------|--|
| 1300 IMA (Hybrid), 61 KW | 01/04 → 09/05 | SP-937 | MD-8296 | | MS-6251 | |
|--------------------------|---------------|--------|---------|--|---------|--|

| | | | | | | |
|--------------------------|---------------|--------|---------|--|---------|--|
| 1400i ES4 (Sedan), 66 KW | 02/01 → 09/05 | SP-937 | MD-9700 | | MS-6251 | |
|--------------------------|---------------|--------|---------|--|---------|--|

| | | | | | | |
|-----------------------|---------------|--------|---------|--|---------|--|
| 1400i EU7 (Hatchback) | 02/01 → 09/05 | SP-937 | MD-9606 | | MS-6251 | |
|-----------------------|---------------|--------|---------|--|---------|--|

Comments: European make

| | | | | | | |
|-----------------|---------|--------|---------|--|---------|--|
| 1500i Eng: D15B | 01/01 → | SP-937 | MD-9606 | | MS-6251 | |
|-----------------|---------|--------|---------|--|---------|--|

Comments: Japanese make

| | | | | | | |
|-------------------|---------------|--------|---------|--|---------|--|
| 1600i ES5 (Sedan) | 02/01 → 09/05 | SP-937 | MD-9700 | | MS-6251 | |
|-------------------|---------------|--------|---------|--|---------|--|

|  |  |  OIL |  AIR |  FUEL |  CABIN |  OTHER |
|---|--|--|--|---|--|--|
| HONDA | | | | | | |
| Civic VII (01-06) | | | | | | |
| 1600i EU8 (Hatchback) | 02/01 → 09/05 | SP-937 | MD-9606 | | MS-6251 | |
| Comments: European make | | | | | | |
| 1700 CTDi, 4EE-2, 74 KW | 02/02 → 09/05 | MD-423 | MD-8244 | SP-1257 | MS-6251 | |
| 1700i VTEC, 92 KW | 05/01 → 12/05 | SP-937 | MD-9606 | | MS-6251 | |
| Comments: Japanese make | | | | | | |
| 1700i 88 KW | 05/01 → 12/05 | SP-937 | MD-9606 | | MS-6251 | |
| Comments: Japanese make | | | | | | |
| 1700i Eng:D17A, 85 KW | 02/01 → 09/05 | SP-1001 | MD-9606 | | MS-6251 | |
| Comments: Japanese make | | | | | | |
| 1800i, 103 KW | 09/05 → 09/05 | SP-937 | MD-8192 | | MS-6325 | |
| Comments: Japanese make | | | | | | |
| 2000i Sport, 118 KW | 01/04 → 09/05 | SP-937 | MD-9764 | | MS-6251 | |
| 2000i Type-R, DOCH V-TEC, EP-3, K20A2, 147 KW | 07/01 → | SP-937 | MD-9764 | | MS-6251 | |
| Civic VIII (06-) | | | | | | |
| 1300 DSi (Hybrid), LDA2, 70 KW | 05/06 → | SP-1001 | MD-8238 | | MS-6291 | |
| 1400 (Hatchback), L13A7, 61 KW | 01/06 → 12/08 | SP-1001 | MD-8178 | | MS-6325 | |
| 1400 (Hatchback), L13Z1, 73 KW | 01/09 → | SP-1001 | MD-8412 | | MS-6325 | |
| 1600 (Sedan), 70 KW | 01/06 → | SP-1001 | MD-8192 | | MS-6291 | |
| 1800 (Hatchback), VTEC, 103 KW | 01/06 → 12/11 | SP-1001 | MD-8192 | | MS-6325 | |
| | 01/12 → | SP-1001 | MD-8588 | | MS-6325 | |
| 1800 (Sedan), VTEC, RA18A1, 92 KW | 01/06 → 12/11 | SP-1001 | MD-8192 | | MS-6291 | |
| | 01/12 → | SP-1001 | MD-8588 | | MS-6291 | |
| 2000i Type-R, DOHC V-TEC, FN-2, K20Z4, 148 KW | 09/06 → | SP-937 | MD-8584 | | MS-6325 | |
| 2200 CDTi, 103 KW | 01/06 → | MD-591 | MD-8362 | MD-663 | MS-6325 | |
| Concerto (89-95) | | | | | | |
| 1400 (HW), Eng: D14A1,D14A8,66KW | 08/89 → 10/91 | SP-937 | | SP-2108 | | |
| 1500i MA1 66KW | 08/89 → 12/92 | SP-937 | MD-9922 | SP-2036 | | |
| 1600i 16V (HW), Eng:D16A8,90KW | 08/89 → 01/95 | SP-937 | | SP-2108 | | |
| 1600i 16V (HW),Eng:D16Z2,82KW | 08/89 → 12/92 | SP-937 | | SP-2108 | | |
| 1600i 16V(HW),78KW | 08/89 → 03/95 | SP-937 | | SP-2108 | | |
| CR-V I (95-02) | | | | | | |
| 2000i RD B20Z1, 108KW | 01/99 → 02/02 | SP-937 | MD-9992 | SP-2084 | MS-6153 | |
| | | | | | MS-6154 | |
| Comments: MS-6154: With air-condition system. | | | | | | |
| 2000i RD1 94KW | 10/95 → 02/02 | SP-937 | MD-9992 | SP-2084 | MS-6153 | |
| | | | | | MS-6154 | |
| Comments: MS-6154: With air-condition system. | | | | | | |
| CR-V II (02-07) | | | | | | |
| 2000i K20A, RD8, 110KW (150Bhp) | 06/02 → 12/06 | SP-937 | MD-9764 | SP-2084 | MS-6251 | |
| 2200 CDTi, RD8, 103 KW | 03/05 → | MD-549 | MD-8196 | SP-1257 | MS-6251 | |
| CR-V III (07-) | | | | | | |
| 2000i VTEC, 110 KW | 01/07 → | SP-1001 | MD-8274 | SP-2084 | MS-6291 | |
| 2200 CDTi, 103 KW | 01/07 → | MD-591 | MD-8196 | SP-1311 | MS-6291 | |
| 2200i-DTEC, 110 KW | 12/09 → | MD-591 | MD-8534 | SP-1311 | MS-6291 | |
| 2400i-VTEC, 122 KW | 09/09 → | SP-1001 | MD-8606 | | MS-6291 | |
| CR-V IV (12-) | | | | | | |
| 2000 V-TEC, 114 KW | 10/12 → | SP-937 | | | MS-6291 | |
| 2200 i-DTEC, 110 KW | 10/12 → | MD-591 | | | MS-6291 | |
| CRX Coupe (84-) | | | | | | |
| 1500i AF5 74KW | 01/84 → 12/85 | SP-904 | MD-9150 | SP-2034 | | |
| 1600i DOHC V-TEC, B16A1, 110 KW | 04/90 → 01/91 | SP-937 | MD-9928 | SP-2037 | | |
| 1600i AS5 92KW | 08/85 → 11/86 | SP-904 | MD-9150 | SP-2010 | | |
| 1600i ED9 | 12/86 → 01/91 | SP-937 | MD-9880 | SP-2037 | | |
| 1600i EG2 116/118KW | 04/92 → | SP-934 | MD-9920 | SP-2036 | | |
| 1600i EH6 92KW | 04/92 → | SP-934 | MD-9920 | SP-2037 | | |
| CRX Del Sol (92-98) | | | | | | |
| 1600 ESi, D16Z6/D16Y8, 92 KW | 03/92 → 12/94 | SP-937 | MD-9920 | SP-2036 | | |
| | 01/95 → 12/98 | SP-937 | MD-9920 | SP-2084 | | |
| 1600i, DOHC V-TEC, B16A2, 118 KW | 03/92 → 12/98 | SP-937 | MD-9920 | SP-2036 | | |
| CRZ (10-) | | | | | | |

| | | OIL | AIR | FUEL | CABIN | OTHER |
|---|---------------|---------|---------|---------|--------------------|-------|
| HONDA | | | | | | |
| CRZ (10-) | | | | | | |
| 1500 Hybrid, 84 KW | 05/10 → | SP-1001 | MD-8502 | | MS-6391 | |
| 1500 Hybrid, 89 KW | 01/13 → | SP-1001 | MD-8502 | | MS-6391 | |
| FIT ARIA (03-) | | | | | | |
| 1300 | 01/03 → | SP-1001 | MD-8320 | | | |
| 1500 | 01/03 → | SP-1001 | MD-8320 | | | |
| FR-V (05-) | | | | | | |
| 1700, 92 KW | 03/05 → | SP-937 | MD-9606 | | MS-6251 | |
| 1800 16V, 103 KW | 01/07 → | SP-1001 | MD-8192 | | MS-6251 | |
| 2000, K20A9, 110 KW | 03/05 → | SP-937 | MD-9764 | | MS-6251 | |
| 2200 CDTi, 103 KW | 05/05 → | MD-549 | MD-8196 | SP-1311 | MS-6251 | |
| HR-V (99-) | | | | | | |
| 1600i GH, 4WD, 77 KW | 03/99 → | SP-937 | MD-9992 | SP-2084 | MS-6266 | |
| 1600i GH, 4WD, 91 KW | 04/98 → | SP-937 | MD-9992 | SP-2084 | MS-6266 | |
| Insight (00-) | | | | | | |
| 1000 12V, ZE, 56 KW | 08/00 → 12/06 | SP-1002 | | | MS-6153 MS-6154 | |
| Comments: MS-6154: With air-condition system. | | | | | | |
| 1300 DSi (Hybrid), 65 KW | 04/09 → | SP-934 | MD-8550 | | MS-6391 | |
| Inspire (91-) | | | | | | |
| 2000i CB5 | 05/91 → 09/98 | SP-937 | MD-9646 | | | |
| 2000i CC3 | 12/91 → 02/95 | SP-937 | MD-9648 | | | |
| 2000i UA1/UA2 | 02/95 → 09/98 | SP-937 | MD-9648 | | | |
| 2500i UA2 | 02/95 → 09/98 | SP-937 | MD-9648 | SP-2084 | | |
| Integra (85-06) | | | | | | |
| 1500 DA, 63 KW | 01/86 → 10/86 | SP-904 | MD-420 | FF-013 | | |
| | 11/86 → 12/89 | SP-937 | MD-420 | FF-013 | | |
| 1600, 74 KW | 01/86 → 10/86 | SP-904 | MD-420 | FF-013 | | |
| | 11/86 → 12/89 | SP-937 | MD-420 | FF-013 | | |
| 1600i, DA | 05/89 → 05/93 | SP-937 | MD-9674 | | | |
| 1800i 16V Type-R, DOHC V-TEC, DC-2, B18C, 140 KW | 09/97 → | SP-937 | MD-9650 | SP-2084 | | |
| 2000i 16V Type-R, DOHC i-VTEC, DC-5, K20A, 162 KW | 06/01 → | SP-937 | MD-9764 | | MS-6251 | |
| Jazz I / FIT (83-86) | | | | | | |
| 1200 AA | 10/82 → 11/85 | SP-904 | MD-100 | FF-022 | | |
| Jazz II / FIT (01-08) | | | | | | |
| 1200i | 01/05 → | SP-1001 | MD-8144 | | MS-6273 | |
| 1400i, Eng:L12A, 57 KW | 03/02 → 03/05 | SP-1001 | MD-8008 | | MS-6273 | |
| 1400i, Eng:L13A | 03/02 → 03/05 | SP-1001 | MD-8008 | | MS-6273 | |
| Jazz III / FIT (08-) | | | | | | |
| 1200i, 66KW | 12/08 → | SP-1001 | | | MS-6391 | |
| 1300 DSi (Hybrid), 65 KW | 04/11 → | SP-934 | MD-8550 | | MS-6391 | |
| 1400i, VTEC, 73KW | 12/08 → | SP-1001 | MD-8396 | | MS-6391 | |
| Legend (86-) | | | | | | |
| 2500i, C25A2, 127 KW | 01/86 → 06/88 | | | SP-2035 | | |
| 2700i 24V, C27A1, 124 KW | 01/88 → 12/90 | SP-1005 | | SP-2035 | | |
| 3200i 24V, C32A2, 151 KW | 08/90 → 01/96 | SP-1005 | | SP-2035 | | |
| 3500i V6, C35A2, C35A5, 151 KW | 02/96 → 12/04 | | | | | |
| 3500i V6, J35A, 217 KW | 02/96 → 12/04 | | | | MS-6291 | |
| 3700i V6, J37A, 217 KW | 10/08 → | | | | MS-6291 | |
| Logo (99-02) | | | | | | |
| 1300i | 02/99 → 03/02 | SP-937 | MD-9498 | SP-2084 | MS-6266 | |
| NSX (90-) | | | | | | |
| 3000i NA1 188/201KW | 06/90 → 12/96 | SP-1005 | | | | |
| 3200i NA2 206KW | 01/97 → | SP-1005 | | | | |
| Prelude (78-00) | | | | | | |
| 1600 SN | 01/79 → 11/81 | SP-904 | MD-204 | | | |
| 1800 AB | 12/81 → 12/86 | SP-937 | MD-540 | FF-013 | | |
| 2000 BA4 80KW | 12/86 → 12/90 | SP-937 | MD-9856 | FF-029 | | |
| 2000i BA2 | 12/85 → 01/91 | SP-937 | MD-9152 | SP-2009 | | |

HONDA

Prelude (78-00)

| | | | | | | |
|---------------------|---------------|--------|---------|---------|---------|--|
| 2000i BA4 101/103KW | 04/86 → 01/91 | SP-937 | MD-9858 | SP-2038 | | |
| 2000i BB3 98KW | 02/92 → 09/96 | SP-937 | MD-9930 | SP-2039 | | |
| 2000i BB9 98KW | 10/96 → | SP-937 | MD-9930 | SP-2084 | MS-6156 | |
| 2200i BB1 136KW | 11/92 → 09/96 | SP-937 | MD-9930 | SP-2039 | | |
| 2200i BB6/BB8 136KW | 10/96 → | SP-937 | MD-9930 | SP-2084 | MS-6156 | |
| 2300i BB2 118KW | 02/92 → 09/96 | SP-937 | MD-9930 | SP-2039 | | |

Quintet (80-84)

| | | | | | | |
|------|---------------|--------|--------|--------|--|--|
| 1600 | 03/79 → 12/81 | SP-904 | MD-204 | FF-012 | | |
| | 01/82 → 12/82 | SP-904 | MD-204 | FF-013 | | |

Rafaga (93-97)

| | | | | | | |
|------------------|---------------|--------|---------|---------|--|--|
| 2000 PGM-FI, CE4 | 10/93 → 02/97 | SP-937 | MD-9648 | | | |
| 2500 PGM-FI, CE5 | 10/93 → 02/97 | SP-937 | MD-9648 | SP-2084 | | |

S2000 (99-06)

| | | | | | | |
|-------------------------|---------|--------|---------|--|--|--|
| 2000, F20C VTEC, 177 KW | 06/99 → | SP-937 | MD-8200 | | | |
| 2200, F22C VTEC, 177 KW | 10/03 → | SP-937 | MD-8638 | | | |

Shuttle (95-01)

| | | | | | | |
|-------------------|---------------|--------|---------|---------|--|--|
| 1400 EE1 | 01/88 → 12/89 | SP-937 | MD-9886 | FF-013 | | |
| 1500 AN/AR 63KW | 10/82 → 12/86 | SP-904 | MD-420 | FF-013 | | |
| 1500i EE2 66/69KW | 01/88 → 12/92 | SP-937 | MD-9880 | SP-2037 | | |
| 1600i EE4 80KW | 01/88 → 12/92 | SP-937 | MD-9880 | SP-2037 | | |
| 2200i 16V PJ | 03/95 → | SP-937 | MD-9986 | SP-2084 | | |
| 2200i 16V RA1 | 02/95 → | SP-937 | MD-9986 | SP-2084 | | |
| 2300i 16V RA1 | 02/95 → | SP-937 | MD-9986 | SP-2084 | | |

Stream (01-)

| | | | | | | |
|------------------------|---------|---------|---------|--|---------|--|
| 1700 PGM-FI (2WD), 16V | 10/01 → | SP-1001 | MD-9764 | | MS-6251 | |
| 2000 PGM-FI (2WD) | 10/00 → | SP-1001 | | | MS-6251 | |

Torneo (97-)

| | | | | | | |
|--------------------------|---------------|--------|---------|--|---------|--|
| 1800 VTEC CF3,Eng:F18B | 09/97 → 01/99 | SP-937 | MD-9762 | | MS-6352 | |
| 1800 CF3,Eng:F18B | 01/99 → 06/00 | SP-937 | MD-9762 | | MS-6352 | |
| 2000 CF4,Eng:F20B | 07/99 → 06/00 | SP-937 | MD-9762 | | MS-6352 | |
| | 01/99 → 07/99 | SP-937 | MD-9762 | | MS-6352 | |
| 2000 CF5 4WD,Eng:F20B | 07/99 → 06/00 | SP-937 | MD-9762 | | MS-6352 | |
| 2000 CL3,Eng:F20B | 06/00 → | SP-937 | MD-9762 | | MS-6352 | |
| 2000 CL5,Eng:F20B | 06/00 → | SP-937 | MD-9762 | | MS-6352 | |
| 2000 VTEC CF4,Eng:F20B | 09/97 → 01/99 | SP-937 | MD-9762 | | MS-6352 | |
| 2000 VTEC CF5,Eng:F20B | 09/97 → 01/99 | SP-937 | MD-9762 | | MS-6352 | |
| 2200 CL1 EURO.R,Eng:H22A | 06/00 → | SP-937 | MD-9762 | | MS-6352 | |

HUMMER

H2 I (04-)

| | | | | | | |
|--------------|---------|--|--|--|--|--|
| 6000, 237 KW | 09/04 → | | | | | |
|--------------|---------|--|--|--|--|--|

H3

| | | | | | | |
|-----------------|---------|--|---------|--|--|--|
| 3500, 162 KW | 04/05 → | | MD-5316 | | | |
| 5300 V8, 224 KW | 10/08 → | | | | | |

HYUNDAI


Accent I (94-00)








| | | | | | | |
|------------------|---------------|--------|---------|---------|---------|--|
| 1300i 12V, 44KW | 10/94 → 01/00 | SP-934 | MD-9332 | SP-2071 | MS-6289 | |
| 1300i 12V, 55 KW | 01/94 → 01/00 | SP-934 | MD-9332 | SP-2071 | MS-6289 | |
| 1300i, 12V, 63KW | 01/94 → 01/00 | SP-934 | MD-9332 | SP-2071 | MS-6289 | |
| 1500i, 12V, 65KW | 01/94 → 01/00 | SP-934 | MD-9332 | SP-2071 | MS-6289 | |
| 1500i, 16V, 73KW | 01/95 → 01/00 | SP-934 | MD-9334 | SP-2071 | MS-6289 | |

Accent II (00-06)

| | | | | | | |
|---------------------|---------------|--------|---------|---------|---------|--|
| 1300i, G4E-A, 55 KW | 01/00 → 11/01 | SP-934 | MD-9712 | SP-2131 | MS-6289 | |
| | 12/01 → 04/03 | SP-934 | MD-9712 | SP-2131 | MS-6258 | |
| 1300i, G4E-A, 62 KW | 03/03 → 06/06 | SP-934 | MD-9712 | SP-2131 | MS-6258 | |
| 1300i, G4E-A, 63 KW | 01/00 → 11/01 | SP-934 | MD-9712 | SP-2131 | MS-6289 | |
| | 12/01 → 03/03 | SP-934 | MD-9712 | SP-2131 | MS-6258 | |

|  |  |  OIL |  AIR |  FUEL |  CABIN |  OTHER |
|---|--|--|--|---|--|--|
| HYUNDAI | | | | | | |
| Accent II (00-06) | | | | | | |
| 1500 CRDi, D3-LEA, 60 KW | 04/02 → 02/04 | MD-565 SP-1274 | MD-8258 | SP-1243 | MS-6258 | |
| Comments: MD-565: Left Hand Drive, SP-1274: Right Hand Drive. | | | | | | |
| | 03/04 → 06/06 | MD-565 SP-1274 | MD-8258 | SP-1288 | MS-6258 | |
| Comments: MD-565: Left Hand Drive, SP-1274: Right Hand Drive. | | | | | | |
| 1500i, G4E-B, 66 KW | 01/00 → 11/01 | SP-934 | MD-9712 | SP-2131 | MS-6289 | |
| | 12/01 → 04/03 | SP-934 | MD-9712 | SP-2131 | MS-6258 | |
| 1500i, G4EC-G, 75KW | 09/00 → 11/01 | SP-934 | MD-9712 | SP-2131 | MS-6289 | |
| | 12/01 → 04/03 | SP-934 | MD-9712 | SP-2131 | MS-6258 | |
| 1600i 16V, G4ED-G, 77 KW | 07/03 → 01/05 | SP-934 | MD-9712 | | MS-6258 | |
| | 02/05 → 06/06 | SP-934 | MD-9712 | SP-2131 | MS-6258 | |
| Accent III (06-) | | | | | | |
| 1400 GL, 71 KW | 06/06 → | SP-934 | MD-8194 | | MS-6348 | |
| 1500, CRDi, 81 KW | 06/06 → 10/06 | MD-579 | MD-8246 | SP-1288 | MS-6348 | |
| | 11/06 → | MD-579 | MD-8246 | SP-1378 | MS-6348 | |
| 1600 GLS, 82 KW | 06/06 → | SP-934 | MD-8194 | | MS-6348 | |
| Atos (98-) | | | | | | |
| 1000i 43KW | 03/01 → | SP-1079 | MD-9664 | SP-2107 | | |
| 1100i 12V 43KW | 10/03 → | SP-1079 | MD-9664 | SP-2139 | | |
| Atos Prime (98-) | | | | | | |
| 1000i, 40Kw | 08/99 → | SP-1079 | MD-9664 | SP-2114 | | |
| 1000i, 43Kw | 03/01 → | SP-1079 | MD-9664 | SP-2107 | | |
| 1100i 12V, 43Kw | 10/03 → 05/05 | SP-1079 | MD-8166 | SP-2139 | | |
| | 06/05 → | SP-1079 | MD-8558 | SP-2139 | | |
| 1100i 12V, 46Kw | 03/04 → 05/05 | SP-1079 | MD-8166 | SP-2139 | | |
| | 06/05 → | SP-1079 | MD-8558 | SP-2139 | | |
| Coupe I (96-02) | | | | | | |
| 1600i 16V, 84/85 KW | 12/96 → 04/02 | SP-934 | MD-9570 | SP-2107 | | |
| 2000i, FX, 99 KW | 09/00 → 04/02 | SP-934 | MD-9570 | | MS-6238 | |
| 2000i, G4GC-G, 102 KW | 02/02 → 04/03 | SP-934 | MD-9570 | FF-041 | MS-6238 | |
| 2000i, G4GF, 102 KW | 08/96 → 03/02 | SP-934 | MD-9570 | SP-2107 | | |
| Coupe II (02-09) | | | | | | |
| 1600i 16V, 77 KW | 02/03 → 08/09 | SP-934 | MD-9570 | | MS-6238 | |
| Comments: MS-6238: For Left Hand Drive applications. | | | | | | |
| 2000i, G4GC-G, 102 KW | 02/02 → 04/03 | SP-934 | MD-9570 | | MS-6238 | |
| Comments: MS-6238: For Left Hand Drive applications. | | | | | | |
| 2000i, G4GC-G, 105 KW | 03/03 → 08/09 | SP-934 | MD-9570 | | MS-6238 | |
| Comments: MS-6238: For Left Hand Drive applications. | | | | | | |
| 2700i V6, G6BA-G, 123 KW | 02/02 → 08/09 | SP-937 | MD-9570 | | MS-6238 | |
| Comments: MS-6238: For Left Hand Drive applications. | | | | | | |
| Elantra (00-06) | | | | | | |
| 1600 CRDi, 85 Kw | 08/06 → 04/07 | MD-579 | MD-8336 | SP-1285 | MS-6348 | |
| | 05/07 → 08/08 | MD-579 | MD-8336 | | MS-6348 | |
| | 09/08 → | MD-687 | MD-8336 | | MS-6348 | |
| 1600i 79KW | 09/00 → | SP-934 | MD-9570 | FF-041 | MS-6238 | |
| 1800 97KW | 06/00 → | SP-934 | MD-9862 | FF-041 | MS-6238 | |
| 2000 105KW | 09/03 → | SP-934 | MD-9570 | FF-041 | MS-6238 | |
| 2000 CRDi 83KW (LHD) | 11/01 → | MD-511 | MD-9570 | SP-1277 | MS-6238 | |
| 2000 CRDi 83KW (RHD) | 11/01 → | SP-1274 | MD-9570 | SP-1277 | MS-6238 | |
| 2000i 102KW | 09/00 → | SP-934 | MD-9570 | SP-2107 | MS-6238 | |
| Elantra III (11-) | | | | | | |
| 1600 Gamma MPi, 97 KW | 06/11 → | SP-934 | | | MS-6348 | |
| 1800 Gamma MPi, 110 KW | 06/11 → | SP-934 | | | MS-6348 | |
| Elantra/Elantra TAGAZ (06-11) | | | | | | |
| 1600i (XD2) G4ED-G, 90 KW | 09/06 → | SP-934 | MD-8336 | | MS-6348 | |
| Equus (08-) | | | | | | |
| 3800 V6, 213 KW | 09/08 → | MD-687 | | | | |
| 4600 V8, 238 KW | 05/11 → | MD-687 | | MD-687 | | |
| 4600 V8, 274 KW | 03/09 → | MD-687 | | MD-687 | | |

|  |  |  OIL |  AIR |  FUEL |  CABIN |  OTHER |
|---|--|--|--|---|--|--|
| HYUNDAI | | | | | | |
| Excel (90-95) | | | | | | |
| 1300 | 01/95 → 01/95 | SP-934 | MD-9332 | SP-2040 | | |
| 1500 53KW | 01/90 → 01/95 | SP-934 | MD-368 | FF-006 | | |
| 1500i 62KW | 01/90 → 01/95 | SP-934 | MD-9862 | SP-2040 | | |
| 1500i 64/65KW | 01/90 → 01/95 | SP-934 | MD-9334 | SP-2040 | | |
| Galopper/Porter (98-) | | | | | | |
| 2400i | 07/92 → | SP-934 | MD-9862 | | | |
| 2500D | 07/92 → | SP-997 | MD-192K MD-7134 | SP-970 | | |
| Genesis (08-) | | | | | | |
| 2000 Turbo, 157 KW | 11/10 → | SP-934 | MD-8590 | | MS-6307 | |
| 2000 Turbo, 202 KW | 04/12 → | SP-934 | MD-8590 | | MS-6307 | |
| 3800 V6, 213 KW | 01/08 → | MD-687 | MD-8590 | | MS-6307 | |
| 3800 V6, 223 KW | 11/10 → | MD-687 | MD-8590 | | MS-6307 | |
| 3800 V6, 257 KW | 04/12 → | MD-687 | MD-8590 | | MS-6307 | |
| Getz (02-) | | | | | | |
| 1100, (TB) G4HD, 49KW | 09/05 → | SP-1001 | MD-8006 | | MS-6258 | |
| 1100, G4HD, 46KW | 08/02 → | SP-934 | MD-8006 | | MS-6258 | |
| 1300 60KW | 08/02 → 11/05 | SP-934 | MD-8006 | | MS-6258 | |
| 1300, 63 KW | 09/03 → | SP-934 | MD-8006 | | MS-6258 | |
| 1400, (TB), 71 KW | 10/05 → | SP-934 | MD-8006 | | MS-6258 | |
| 1500 CRDi (RHD), 60 KW | 03/03 → 09/04 | SP-1274 | MD-8246 | SP-1243 | MS-6258 | |
| | 10/04 → 11/05 | SP-1274 | MD-8246 | SP-1288 | MS-6258 | |
| 1500 CRDi (TB), (LHD) | 03/03 → 09/04 | MD-565 | MD-8246 | SP-1243 | MS-6258 | |
| | 10/04 → 11/05 | MD-565 | MD-8246 | SP-1288 | MS-6258 | |
| 1500 CRDi, 65 KW | 10/05 → 10/06 | MD-579 | MD-8246 | SP-1288 | MS-6258 | |
| | 10/05 → 11/06 | MD-579 | MD-8246 | SP-1378 | MS-6258 | |
| 1500 CRDi, 81 KW | 10/05 → 10/06 | MD-579 | MD-8246 | SP-1288 | MS-6258 | |
| | 11/06 → | MD-579 | MD-8246 | SP-1378 | MS-6258 | |
| 1600, G4ED-G, 77 KW | 08/02 → 11/05 | SP-934 | MD-8006 | | MS-6258 | |
| 1600, G4ED-G, 78 KW | 10/05 → | SP-934 | MD-8006 | | MS-6258 | |
| Grandeur (94-) | | | | | | |
| 2200 CRDi, 110 KW | 06/06 → | MD-673 | MD-8342 | SP-1378 | MS-6326 | |
| 2200 CRDi, 114 KW | 06/06 → | MD-673 | MD-8342 | | MS-6326 | |
| 2700, 141 KW | 06/11 → | | | | MS-6326 | |
| 3000 V6, 151 KW | 02/94 → 03/00 | SP-934 | MD-9862 | SP-2079 | | |
| 3300 V6, 173 KW | 09/05 → | MD-587 | | | MS-6326 | |
| 3300 V6, 191 KW | 11/10 → | MD-587 | | | MS-6326 | |
| H 100 (93-06) | | | | | | |
| 2400i, 84 KW | 01/97 → 03/00 | SP-934 | MD-9862 | SP-2079 | | |
| 2400i, G4CD, 90 KW | 01/93 → 04/00 | SP-997 | | SP-2079 | | |
| 2500 D, D4BA/F, 57 KW | 01/95 → 03/00 | SP-997 | MD-192K MD-7134 | SP-970 | | |
| Comments: MD-192K: Outer filter, MD-7134: Inner filter. | | | | | | |
| 2500 D, D4BX D4BA, 55 KW | 07/93 → 12/94 | SP-997 | MD-192K MD-7134 | SP-970 | | |
| Comments: MD-192K: Outer filter, MD-7134: Inner filter. | | | | | | |
| 2500 TD, 4D56 TCI, 74 KW | 08/04 → 09/06 | SP-1228 | | SP-970 | | |
| 2500 TD, D4BF, 59 KW | 07/93 → 03/00 | SP-997 | MD-192K MD-7134 | SP-970 | | |
| Comments: MD-192K: Outer filter, MD-7134: Inner filter. | | | | | | |
| H 200 (98-) | | | | | | |
| 2500 CRDi (B1), 100 Kw | 12/08 → 01/00 | SP-1228 | | | MS-6432 | |
| 2500 CRDi (B1), 125 Kw | 02/08 → 01/00 | SP-1228 | | | MS-6432 | |
| 2500 CRDi, 81 Kw | 02/08 → | SP-1228 | | | MS-6432 | |
| 2500 CRDi, 85 Kw | 01/10 → | SP-1228 | | | MS-6432 | |
| 2500TD 59KW | 06/98 → | SP-997 | MD-5166 | SP-970 | | |
| i10 (08-) | | | | | | |
| 1100 CRDi, 55KW | 02/08 → | MD-579 | MD-8536 | SP-1285 | MS-6294 | |
| 1100, 49KW | 03/08 → 12/10 | SP-1001 | MD-8416 | FF-072 | MS-6294 | |

|  |  |  OIL |  AIR |  FUEL |  CABIN |  OTHER |
|---|--|--|--|---|--|--|
| HYUNDAI | | | | | | |
| i10 (08-) | | | | | | |
| 1100, 51KW | 01/11 → | SP-1001 | MD-8416 | FF-072 | MS-6294 | |
| 1200, 57KW | 11/08 → 12/10 | SP-1001 | MD-8434 | FF-072 | MS-6294 | |
| 1200, 63KW | 01/11 → | SP-1001 | MD-8434 | FF-072 | MS-6294 | |
| i20 (09-) | | | | | | |
| 1100 CRDi, 55 KW | 06/12 → | MD-687 | MD-8436 | SP-1285 | MS-6390 | |
| Comments: MS-6390: Country of vehicle manufacture India. | | | | | | |
| 1200, 57 KW | 02/09 → | SP-1001 | MD-8436 | FF-072 | MS-6390 | |
| Comments: MS-6390: Country of vehicle manufacture India. | | | | | | |
| 1200, 63 KW | 06/12 → | | MD-8436 | FF-072 | MS-6390 | |
| Comments: MS-6390: Country of vehicle manufacture India. | | | | | | |
| 1400 CRDi, 55 KW | 09/09 → | MD-687 | MD-8436 | SP-1285 | MS-6390 | |
| Comments: MS-6390: Country of vehicle manufacture India. | | | | | | |
| 1400 CRDi, 66 KW | 09/09 → | MD-687 | MD-8436 | SP-1285 | MS-6390 | |
| Comments: MS-6390: Country of vehicle manufacture India. | | | | | | |
| 1400, 74 kw | 02/09 → | SP-934 | MD-8436 | FF-072 | MS-6390 | |
| Comments: MS-6390: Country of vehicle manufacture India. | | | | | | |
| 1600 CRDi, 85 KW | 02/09 → | MD-687 | MD-8436 | SP-1285 | MS-6390 | |
| Comments: MS-6390: Country of vehicle manufacture India. | | | | | | |
| 1600, 93 KW | 02/09 → | SP-934 | MD-8436 | FF-072 | MS-6390 | |
| Comments: MS-6390: Country of vehicle manufacture India. | | | | | | |
| i30 (07-12) | | | | | | |
| 1400, 77 KW | 10/07 → 06/12 | SP-934 | MD-8336 | FF-072 | MS-6366 MS-6397 | |
| Comments: MS-6366: For Left Hand Drive, MS-6397: For Right Hand Drive. | | | | | | |
| 1400, 80 KW | 08/07 → 06/12 | SP-934 | MD-8336 | FF-072 | MS-6366 MS-6397 | |
| Comments: MS-6366: For Left Hand Drive, MS-6397: For Right Hand Drive. | | | | | | |
| 1600 CRDi, 66 KW | 12/07 → 02/08 | MD-579 | MD-8336 | SP-1285 | MS-6366 MS-6397 | |
| Comments: MD-579: Country of vehicle manufacture Korea, MS-6366: For Left Hand Drive, MS-6397: For Right Hand Drive. | | | | | | |
| | 03/08 → 03/09 | MD-687 | MD-8336 | SP-1285 | MS-6366 MS-6397 | |
| Comments: MD-687: Country of vehicle manufacture Korea, MS-6366: For Left Hand Drive, MS-6397: For Right Hand Drive. | | | | | | |
| | 04/09 → 05/09 | MD-579 | MD-8336 | SP-1285 | MS-6366 MS-6397 | |
| Comments: MD-579: Country of vehicle manufacture Czech Republic, MS-6366: For Left Hand Drive, MS-6397: For Right Hand Drive. | | | | | | |
| | 06/09 → 06/12 | MD-687 | MD-8336 | SP-1285 | MS-6366 MS-6397 | |
| Comments: MD-687: Country of vehicle manufacture Czech Republic, MS-6366: For Left Hand Drive, MS-6397: For Right Hand Drive. | | | | | | |
| 1600 CRDi, 85 KW | 08/07 → 02/08 | MD-579 | MD-8336 | SP-1285 | MS-6366 MS-6397 | |
| Comments: MD-579: Country of vehicle manufacture Korea, MS-6366: For Left Hand Drive, MS-6397: For Right Hand Drive. | | | | | | |
| | 03/08 → 03/09 | MD-687 | MD-8336 | SP-1285 | MS-6366 MS-6397 | |
| Comments: MD-687: Country of vehicle manufacture Korea, MS-6366: For Left Hand Drive, MS-6397: For Right Hand Drive. | | | | | | |
| | 04/09 → 05/09 | MD-579 | MD-8336 | SP-1285 | MS-6366 MS-6397 | |
| Comments: MD-687: Country of vehicle manufacture Czech Republic, MS-6366: For Left Hand Drive, MS-6397: For Right Hand Drive. | | | | | | |
| | 06/09 → 06/12 | MD-687 | MD-8336 | SP-1285 | MS-6366 MS-6397 | |
| Comments: MD-687: Country of vehicle manufacture Czech Republic, MS-6366: For Left Hand Drive, MS-6397: For Right Hand Drive. | | | | | | |
| 1600 CRDi, 94 KW | 01/10 → 06/12 | MD-687 | MD-8336 | SP-1285 | MS-6366 MS-6397 | |
| Comments: MS-6366: For Left Hand Drive, MS-6397: For Right Hand Drive. | | | | | | |
| 1600, 90 KW | 08/07 → 06/12 | SP-934 | MD-8336 | FF-072 | MS-6366 MS-6397 | |
| Comments: MS-6366: For Left Hand Drive, MS-6397: For Right Hand Drive. | | | | | | |
| 1600, 93 KW | 08/07 → 11/11 | SP-934 | MD-8336 | FF-072 | MS-6366 MS-6397 | |
| Comments: MS-6366: For Left Hand Drive, MS-6397: For Right Hand Drive. | | | | | | |
| 2000 16V, 103 KW | 08/07 → 06/12 | SP-934 | MD-8336 | FF-072 | MS-6366 MS-6397 | |
| Comments: MS-6366: For Left Hand Drive, MS-6397: For Right Hand Drive. | | | | | | |

HYUNDAI

i30 (07-12)

| | | | | | |
|------------------|---------------|--------|---------|--------|--------------------|
| 2000 16V, 105 KW | 08/07 → 11/11 | SP-934 | MD-8336 | FF-072 | MS-6366 MS-6397 |
|------------------|---------------|--------|---------|--------|--------------------|

Comments: MS-6366: For Left Hand Drive, MS-6397: For Right Hand Drive.

| | | | | | |
|-------------------|---------------|--------|---------|---------|--------------------|
| 2000 CRDi, 103 KW | 08/07 → 06/12 | MD-589 | MD-8336 | SP-1285 | MS-6366 MS-6397 |
|-------------------|---------------|--------|---------|---------|--------------------|

Comments: MS-6366: For Left Hand Drive, MS-6397: For Right Hand Drive.

i30 (GD) (12-)

| | | | | | |
|-----------------------|---------|--------|---------|---------|---------|
| 1400 CRDi, 66 KW | 03/12 → | MD-687 | MD-8634 | SP-1378 | MS-6348 |
| 1400, G4FA, 73 KW | 03/12 → | | | | MS-6348 |
| 1600 CRDi, 81 KW | 03/12 → | MD-687 | MD-8634 | SP-1378 | MS-6348 |
| 1600 CRDi, 94 KW | 03/12 → | MD-687 | MD-8634 | SP-1378 | MS-6348 |
| 1600 Gamma MPi, 96 KW | 03/12 → | | | | MS-6348 |
| 1600 GDI, 88 KW | 03/12 → | | | | MS-6348 |
| 1600 GDI, 99 KW | 03/12 → | | | | MS-6348 |

i40 (11-)

| | | | | | |
|---------------------|---------|--------|--|---------|---------|
| 1600 GDi, 99 KW | 07/11 → | | | | MS-6307 |
| 1700 CRDi, 100 KW | 07/11 → | MD-687 | | SP-1378 | MS-6307 |
| 1700 CRDi, 85 KW | 07/11 → | MD-687 | | SP-1378 | MS-6307 |
| 2000 GDi, 130 KW | 07/11 → | | | | MS-6307 |
| 2000 Nu MPi, 110 KW | 07/11 → | SP-934 | | | MS-6307 |

i800 (H1)

| | | | | | |
|---|---------------|---------|---------|---------|---------|
| 2400, 99 KW | 06/01 → 12/06 | SP-934 | MD-9862 | | |
| 2400, G4CS, 82 KW | 06/97 → 02/08 | SP-934 | MD-9862 | SP-2079 | |
| 2500 CRDi (B1), 100 Kw | 12/08 → 01/00 | SP-1228 | | | MS-6432 |
| 2500 CRDi (B1), 125 Kw | 02/08 → 01/00 | SP-1228 | MD-8438 | SP-1285 | MS-6432 |
| 2500 CRDi, 81Kw | 02/08 → | SP-1228 | MD-8438 | | MS-6432 |
| 2500 CRDi, 85 Kw | 01/10 → | SP-1228 | | | MS-6432 |
| 2500 CRDi, D4CB, 103 KW | 08/03 → 08/06 | SP-1228 | MD-5166 | SP-1288 | |
| | 09/06 → 02/08 | SP-1228 | MD-5166 | SP-1378 | |
| 2500 D, D4BB, 57 KW | 10/97 → 02/98 | SP-997 | MD-232 | SP-970 | |
| 2500 TCi Turbodiesel, D4BH(4D56), 73 KW | 10/99 → 05/00 | SP-997 | MD-5166 | SP-970 | |
| | 06/00 → 11/01 | SP-1228 | MD-5166 | SP-970 | |
| 2500 TD, D4BF(4D56), 59 KW | 10/97 → 05/00 | SP-997 | MD-5166 | SP-970 | |
| | 06/00 → 02/08 | SP-1288 | MD-5166 | SP-970 | |
| 2500 TD, Turbodiesel, 74 kw | 11/01 → 02/08 | SP-1288 | MD-5166 | SP-970 | |

ix20 (10-)

| | | | | | |
|------------------|---------|--------|---------|--------|---------|
| 1400 16V, 66 KW | 10/10 → | | MD-8436 | FF-072 | MS-6411 |
| 1400 CRDi, 57 KW | 06/11 → | MD-687 | MD-8436 | | MS-6411 |
| 1400 CRDi, 66 KW | 10/10 → | MD-687 | MD-8436 | | MS-6411 |
| 1600 16V, 92 KW | 10/10 → | | MD-8436 | FF-072 | MS-6411 |
| 1600 CRDi, 99 KW | 06/11 → | MD-687 | MD-8436 | | MS-6411 |

ix35 (10-)








| | | | | | |
|---------------------------|---------|--------|---------|---------|--|
| 1600, 99 KW | 11/10 → | | MD-8508 | | |
| 1700 CRDi, 85 KW | 11/10 → | MD-687 | MD-8508 | SP-1285 | |
| 2000 CRDi, 100 KW | 03/10 → | MD-697 | MD-8576 | SP-1378 | |
| 2000 CRDi, 135 KW | 03/10 → | MD-697 | MD-8576 | SP-1285 | |
| 2000 Theta II MPi, 110 KW | 03/10 → | | MD-8576 | | |
| 2000, 120 KW | 03/10 → | | MD-8576 | | |

ix55 (07-)

| | | | | | |
|--------------------------------|---------|--------|---------|---------|---------|
| 3000 V6 CRDi, 176 KW | 04/09 → | MD-685 | MD-8574 | SP-1378 | MS-6423 |
| 3000 V6 CRDi, 184 KW | 09/11 → | MD-685 | MD-8574 | SP-1378 | MS-6423 |
| 3800 LAMBDA MPI (G6DA), 194 KW | 01/07 → | MD-687 | | | MS-6423 |

Lantra (90-00)

| | | | | | |
|---------------|---------------|--------|---------|---------|--|
| 1500i 57KW | 01/91 → 08/94 | SP-934 | MD-268 | SP-2045 | |
| 1500i 62/63KW | 10/89 → 11/96 | SP-934 | MD-9862 | SP-2045 | |
| 1500i 65KW | 11/96 → 11/00 | SP-934 | MD-9128 | SP-2107 | |
| 1600i 66KW | 09/94 → 11/00 | SP-934 | MD-9570 | SP-2107 | |
| 1600i 78/84KW | 10/89 → 04/92 | SP-934 | MD-9862 | SP-2045 | |
| | 05/92 → 08/94 | SP-934 | MD-9978 | SP-2045 | |

|  |  |  OIL |  AIR |  FUEL |  CABIN |  OTHER |
|---|--|--|--|---|--|--|
| HYUNDAI | | | | | | |
| Lantra (90-00) | | | | | | |
| 1600i 84KW | 09/94 → | SP-934 | MD-9570 | SP-2107 | | |
| 1800i 93KW | 10/89 → 04/92 | SP-934 | MD-9862 | SP-2045 | | |
| | 05/92 → 08/94 | SP-934 | MD-9878 | SP-2045 | | |
| 1800i 94KW | 09/94 → 11/00 | SP-934 | MD-9570 | SP-2107 | | |
| 1900D 50KW | 03/98 → 11/00 | SP-943 | | | | |
| 2000i 16V, 102 KW | 09/94 → 11/00 | SP-934 | MD-9570 | SP-2107 | | |
| Matrix (01-) | | | | | | |
| 1500 CRDi (FC),D3-EA, 60 KW (L.H.D) | 09/01 → 04/05 | MD-565 | MD-8136 | SP-1243 | MS-6238 | |
| 1500 CRDi (RHD) | 09/01 → | SP-1274 | MD-8136 | SP-1243 | MS-6238 | |
| 1500 CRDi VGT, 81 Kw | 03/08 → 05/08 | MD-579 | MD-8136 | SP-1288 | MS-6238 | |
| | 05/08 → 10/08 | MD-579 | MD-8136 | | MS-6238 | |
| | 11/08 → | MD-687 | MD-8136 | SP-1378 | MS-6238 | |
| 1500 CRDi, 75 KW | 12/04 → 04/08 | MD-579 | MD-8136 | SP-1288 | MS-6238 | |
| | 05/08 → | MD-579 | MD-8136 | SP-1378 | MS-6238 | |
| 1600 76KW | 03/01 → | SP-934 | MD-8136 | | MS-6238 | |
| 1800 90KW | 03/01 → | SP-934 | MD-8136 | | MS-6238 | |
| Maxi Van (94-) | | | | | | |
| 2500D | 01/94 → | | | SP-970 | | |
| Pony (77-) | | | | | | |
| 1200 40KW | 01/79 → 01/85 | SP-934 | MD-346 | FF-006 | | |
| 1300 | 02/84 → 12/89 | SP-934 | MD-146 | FF-006 | | |
| | 01/90 → 01/95 | SP-934 | MD-368 | FF-006 | | |
| 1400 50KW | 01/79 → 01/85 | SP-934 | MD-346 | FF-006 | | |
| 1500 | 01/85 → 12/89 | SP-934 | MD-146 | FF-006 | | |
| | 01/90 → 01/95 | SP-934 | MD-368 | FF-006 | | |
| 1500i 61/62KW | 08/89 → 06/92 | SP-934 | MD-9862 | SP-2040 | | |
| | 07/92 → | SP-934 | MD-9978 | SP-2040 | | |
| S Coupe (90-96) | | | | | | |
| 1500i 62KW | 01/90 → 05/92 | SP-934 | MD-9862 | SP-2040 | | |
| 1500i 65KW | 06/92 → 05/96 | SP-934 | MD-9344 | SP-2091 | | |
| 1500i 85KW Turbo | 06/92 → 05/96 | SP-934 | MD-9344 | SP-2091 | | |
| Santa Fe I (00-06) | | | | | | |
| 2000 16V, G4BP (4G63 DOHC), 100 KW | 08/00 → 01/01 | SP-934 | MD-8098 | | | |
| | 02/01 → 04/03 | SP-934 | MD-8098 | | MS-6239 | |
| | 05/03 → 03/06 | SP-934 | MD-8098 | | MS-6424 | |
| Comments: MS-6424: With air-condition system. | | | | | | |
| 2000 CRDi, 107 KW | 11/03 → 04/03 | MD-511 SP-1274 | MD-8098 | SP-1285 | MS-6239 | |
| Comments: MD-511: Left Hand Drive, SP-1274: Right Hand Drive. | | | | | | |
| | 05/03 → 03/06 | MD-511 SP-1274 | MD-8098 | SP-1285 | MS-6424 | |
| Comments: MD-511: Left Hand Drive, SP-1274: Right Hand Drive, MS-6424: With air-condition system. | | | | | | |
| 2000 CRDi, D4EA, 83 KW | 02/01 → 12/02 | MD-511 SP-1274 | MD-8098 | SP-1277 | MS-6239 | |
| Comments: MD-511: Left Hand Drive, SP-1274: Right Hand Drive. | | | | | | |
| | 01/03 → 04/03 | MD-511 SP-1274 | MD-8098 | SP-1285 | MS-6239 | |
| Comments: MD-511: Left Hand Drive, SP-1274: Right Hand Drive. | | | | | | |
| | 01/03 → 04/03 | MD-511 SP-1274 | MD-8098 | SP-1285 | MS-6424 | |
| Comments: MD-511: Left Hand Drive, SP-1274: Right Hand Drive, MS-6424: With air-condition system. | | | | | | |
| 2000 CRDi, D4EA, 92 KW | 11/04 → 03/06 | MD-511 SP-1274 | MD-8098 | SP-1285 | MS-6424 | |
| Comments: MD-511: Left Hand Drive, SP-1274: Right Hand Drive, MS-6424: With air-condition system. | | | | | | |
| 2400 16V, 100 KW | 02/01 → 04/03 | SP-934 | MD-8098 | | MS-6239 | |
| | 02/01 → 04/03 | SP-934 | MD-8098 | | MS-6424 | |
| Comments: MS-6424: With air-condition system. | | | | | | |
| 2400 16V, 107 KW | 05/00 → 01/01 | SP-934 | MD-8098 | | | |
| | 02/01 → 04/03 | SP-934 | MD-8098 | | MS-6239 | |
| | 05/03 → 03/06 | SP-934 | MD-8098 | | MS-6424 | |
| Comments: MS-6424: With air-condition system. | | | | | | |

HYUNDAI

Santa Fe I (00-06)

| | | | | | | |
|-----------------|---------------|--------|---------|--|---------|--|
| 2700 V6, 127 KW | 05/00 → 01/01 | SP-934 | MD-8098 | | | |
| | 02/01 → 04/03 | SP-934 | MD-8098 | | MS-6239 | |
| | 05/03 → 03/06 | SP-934 | MD-8098 | | MS-6424 | |

Comments: MS-6424: With air-condition system.

Santa Fe II (06-)

| | | | | | | |
|--------------------|---------------|--------|---------|---------|---------|--|
| 2200, CRDi, 110 KW | 03/06 → 08/06 | MD-589 | MD-8338 | SP-1288 | MS-6326 | |
| | 09/06 → 11/06 | MD-589 | MD-8338 | SP-1378 | MS-6326 | |
| 2200, CRDi, 114 KW | 11/06 → 12/09 | MD-589 | MD-8338 | SP-1378 | MS-6326 | |
| 2200, CRDi, 145 KW | 01/10 → | MD-697 | | SP-1378 | MS-6441 | |
| 2400 VVT, 128 KW | 01/10 → | SP-934 | | | MS-6441 | |
| 2700 V6, 139 KW | 03/06 → 12/09 | SP-934 | MD-8338 | | MS-6326 | |

Comments: MD-589: Left Hand Drive.

Comments: MD-589: Left Hand Drive.

Comments: MD-589: Left Hand Drive.

Santa Fe III (12-)

| | | | | | | |
|----------------------------|---------|--|--|--|--|--|
| 2400 GDI, 141 KW | 09/12 → | | | | | |
| 2400 MPI, Theta II, 129 KW | 09/12 → | | | | | |

Santamo (99-)

| | | | | | | |
|------------------------|---------|--------|--|--|--|--|
| 2000 16V, G4CP, 102 KW | 05/99 → | SP-934 | | | | |
|------------------------|---------|--------|--|--|--|--|

Solaris (11-)

| | | | | | | |
|-------------|---------|--------|--|--|---------|--|
| 1400, 79 KW | 02/11 → | SP-934 | | | MS-6307 | |
| 1600, 90 KW | 02/11 → | SP-934 | | | MS-6307 | |

Sonata I (88-93)

| | | | | | | |
|--------------------------|---------------|--------|---------|---------|--|--|
| 1800i, 70 KW | 08/88 → 10/93 | SP-934 | MD-9862 | SP-2046 | | |
| 2000i 16V, G4CP-D, 96 KW | 01/91 → 10/93 | SP-934 | MD-9862 | SP-2046 | | |
| 2000i, G4CP-U, 80 KW | 01/91 → 10/93 | SP-934 | MD-9862 | SP-2046 | | |
| 2400i, G4CS, 83 KW | 09/88 → 08/91 | SP-934 | MD-9862 | SP-2046 | | |
| 3000i V6, G6AT, 107 KW | 01/91 → 05/92 | SP-934 | MD-9862 | SP-2046 | | |
| | 06/92 → 10/93 | SP-934 | MD-9862 | SP-2079 | | |

Sonata II (93-98)

| | | | | | | |
|---------------------------|---------------|--------|---------|---------|--|--|
| 1800, 72 KW | 05/93 → 10/96 | SP-934 | MD-9862 | SP-2079 | | |
| 2000i 16V, G4CP-D, 102 KW | 05/93 → 06/98 | SP-934 | MD-9862 | SP-2079 | | |
| 2000i 16V, G4CP-DM, 92 KW | 06/96 → 06/98 | SP-934 | MD-9862 | SP-2079 | | |
| 2000i, 70 KW | 08/96 → 06/98 | SP-934 | MD-9862 | SP-2079 | | |
| 2000i, G4CP, 77 KW | 06/94 → 06/98 | SP-934 | MD-9862 | SP-2079 | | |
| 3000i V6, G6AT, 107 KW | 05/93 → 06/98 | SP-934 | MD-9862 | SP-2079 | | |

Sonata III (98-01)

| | | | | | | |
|----------------------|---------------|--------|---------|---------|---------|--|
| 2000i 16V, 100 KW | 06/98 → 09/01 | SP-934 | MD-9782 | SP-2079 | MS-6239 | |
| 2400i 16V, 105 KW | 03/98 → 10/01 | SP-934 | MD-9862 | SP-2079 | MS-6239 | |
| 2500i V6 24V, 117 KW | 06/98 → 10/01 | SP-934 | MD-9782 | SP-2079 | MS-6239 | |

Sonata IV (01-05)








| | | | | | | |
|----------------|---------------|--------|---------|--------|---------|--|
| 2000 96 KW | 10/01 → 03/03 | SP-934 | MD-9782 | FF-054 | MS-6239 | |
| | 04/03 → | SP-934 | MD-9782 | FF-054 | MS-6424 | |
| 2700 V6 127 KW | 10/01 → 03/03 | SP-934 | MD-9782 | FF-054 | MS-6239 | |
| | 04/03 → | SP-934 | MD-9782 | FF-054 | MS-6424 | |

Sonata V (05-)

| | | | | | | |
|------------------------------|---------------|--------|---------|---------|---------|--|
| 2000 16V, (NF), 121 KW | 08/08 → | SP-934 | | | MS-6326 | |
| 2000 CRDi, (NF) D4EB, 110 KW | 02/06 → 10/06 | MD-589 | MD-8342 | SP-1288 | MS-6326 | |
| | 11/06 → | MD-589 | MD-8342 | SP-1378 | MS-6326 | |
| 2000 CRDi, 103 KW | 04/06 → 10/06 | MD-589 | MD-8342 | SP-1288 | MS-6326 | |
| | 11/06 → | MD-589 | MD-8342 | SP-1378 | MS-6326 | |
| 2000 VVTi, (NF), 106 KW | 05/05 → | SP-934 | | | MS-6326 | |
| 2200 CRDi, D4EB, 110 KW | 02/06 → 10/06 | MD-589 | MD-8342 | SP-1288 | MS-6326 | |
| | 11/06 → | MD-589 | MD-8342 | SP-1378 | MS-6326 | |
| 2400 16V, 119 KW | 03/05 → | SP-934 | MD-8314 | | MS-6326 | |
| 3300 V6, 173 KW | 06/05 → | MD-587 | MD-8314 | | MS-6326 | |
| 3300 V6, 184 KW | 08/08 → | MD-587 | MD-8314 | | MS-6326 | |

Sonata VI (09-)

| | | | | | | |
|---------------------------|---------|--------|--|--|--|--|
| 2000 Theta II MPI, 110 KW | 10/09 → | SP-934 | | | | |
|---------------------------|---------|--------|--|--|--|--|

|  |  |  OIL |  AIR |  FUEL |  CABIN |  OTHER |
|--|--|--|--|---|--|--|
| HYUNDAI | | | | | | |
| Sonata VI (09-) | | | | | | |
| 2400 Theta II MPI, 131 KW | 10/09 → | SP-934 | | | | |
| Starex (97-) | | | | | | |
| 2400i 84KW | 11/97 → | SP-934 | MD-9862 | SP-2079 | | |
| 2500D 59KW | 11/97 → | SP-997 | MD-232 MD-7068 | SP-970 | | |
| Stellar (83-90) | | | | | | |
| 1400 | 01/83 → 01/86 | SP-934 | MD-154 | FF-006 | | |
| 1600 | 01/83 → 12/90 | SP-934 | MD-154 | FF-006 | | |
| 2000 | 01/86 → 01/89 | SP-934 | MD-9862 | FF-006 | | |
| Terracan (01-) | | | | | | |
| 2500 TDI, 74 KW | 09/01 → | SP-997 | MD-8228 | SP-1263 | MS-6254 | |
| 2900 CRDi, 110 KW | 09/01 → 05/04 | SP-1228 | MD-8228 | SP-1263 | MS-6254 | |
| 2900 CRDi, 120 KW | 04/04 → | SP-1228 | MD-8228 | SP-1263 | MS-6254 | |
| 3500i V6, 143 KW | 12/01 → | SP-934 | MD-8228 | | MS-6254 | |
| Trajet (00-) | | | | | | |
| 2000 CRDi (RHD), 83 KW | 04/01 → 01/04 | SP-1274 | MD-9782 | SP-1277 | MS-6239 | |
| | 02/04 → | SP-1274 | MD-8420 | SP-1277 | MS-6239 | |
| 2000 CRDi, 83 KW | 04/01 → 01/04 | MD-511 | MD-9782 | SP-1277 | MS-6239 | |
| | 02/04 → | MD-511 | MD-8420 | SP-1277 | MS-6239 | |
| 2000i 100KW | 05/00 → 05/04 | SP-934 | MD-9782 | SP-2061 | MS-6239 | |
| 2700i V6 125KW | 05/00 → | SP-934 | MD-9782 | SP-2061 | MS-6239 | |
| Tuscon (04-) | | | | | | |
| 2000 CRDi, 103 KW | 01/06 → 12/08 | MD-589 | MD-8130 | SP-1285 | MS-6307 | |
| Comments: MS-6307: With air-condition Left Hand Drive. | | | | | | |
| 2000 CRDi, 110 KW | 01/09 → | MD-589 | MD-8130 | SP-1285 | MS-6307 | |
| Comments: MS-6307: With air-condition Left Hand Drive. | | | | | | |
| 2000 CRDi, 83 KW | 09/04 → 12/05 | SP-1274 MD-511 | MD-8130 | SP-1285 | MS-6307 | |
| Comments: SP-1274: For Right Hand Drive, MD-511: For Left Hand Drive, MS-6307: With air-condition Left Hand Drive. | | | | | | |
| 2000i, 104 KW | 09/04 → | SP-934 | MD-8130 | | MS-6307 | |
| Comments: MS-6307: With air-condition Left Hand Drive. | | | | | | |
| 2700i V6, 129 KW | 09/04 → | SP-934 | MD-8130 | | MS-6307 | |
| Comments: MS-6307: With air-condition Left Hand Drive. | | | | | | |
| Veloster (11-) | | | | | | |
| 1600 Gamma MPi, 97 KW | 08/11 → | SP-934 | | | MS-6307 | |
| 1600 GDi Turbo, 137 KW | 10/12 → | | | | MS-6307 | |
| 1600 GDi Turbo, 147 KW | 08/11 → | | | | MS-6307 | |
| 1600 GDi, 103 KW | 08/11 → | | | | MS-6307 | |
| XG | | | | | | |
| 2500i V6 120KW | 04/98 → | SP-934 | MD-8466 | SP-2079 | MS-6239 | |
| 3000i V6 138KW | 04/00 → | SP-934 | MD-8466 | SP-2079 | MS-6239 | |
| 3500i V6 147KW | 04/03 → | SP-934 | MD-8466 | SP-2079 | MS-6239 | |
| XG 350 | | | | | | |
| 145 KW | 04/03 → | | | FF-054 | | |
| ISUZU | | | | | | |
| Ascender (03-) | | | | | | |
| 4200, 217 KW | 03/03 → | | | | | |
| 5300, 224 KW | 03/03 → | | | | | |
| Campo (81-) | | | | | | |
| 1600 KB26/KB41 | 01/80 → 12/85 | SP-934 | MD-102 | FF-009 | | |
| 2000D KDB26/KDB41 | 01/80 → 12/85 | SP-914 | MD-102 | SP-970 | | |
| 2200D TFR/TFS52 | 10/88 → | SP-914 | MD-102 | SP-970 | | |
| 2300 TFR16 2WD | 09/85 → | SP-937 | MD-102 | FF-009 | | |
| 2300 TFS16 4WD | 09/85 → | SP-937 | MD-102 | FF-009 | | |
| 2400TD | 01/94 → | SP-937 | MD-236 | SP-1003 | | |

ISUZU

Campo (81-)

| | | | | | | |
|---------------------|---------------|---------|--------|--------|--|--|
| 2500D TFR/TFS 54/55 | 07/86 → 12/88 | SP-840 | | SP-902 | | |
| | 01/89 → 07/88 | SP-852 | | SP-902 | | |
| | 08/89 → 01/90 | SP-862 | | SP-970 | | |
| | 02/90 → | SP-862 | MD-596 | SP-970 | | |
| 2600 TFR17 2WD | 12/89 → | SP-937 | MD-102 | FF-009 | | |
| 2600 TFS17 4WD | 12/89 → | SP-937 | | | | |
| 2800D TFR55,TFS55 | 09/89 → | SP-862 | MD-596 | SP-902 | | |
| 3100TD | 01/91 → | SP-1009 | MD-666 | SP-970 | | |
| 3100TD TRF/TFS69 | 08/90 → | SP-1009 | MD-666 | SP-970 | | |

D-Max (02-)

| | | | | | | |
|------------------------|---------------|--------|---------|---------|---------|--|
| 2400, C24SE, 94 KW | 05/02 → 02/05 | | | SP-2041 | MS-6435 | |
| | 03/05 → | | | SP-2041 | MS-6435 | |
| 2500 D, 4JA1-TC, 74 KW | 05/02 → | SP-951 | MD-5110 | SP-902 | MS-6435 | |
| | | | | SP-1361 | | |

Comments: SP-1361: Water trap.

| | | | | | | |
|-----------------------------------|---------|---------|---------|---------|---------|--|
| 2500 Ddi, 120 KW | 06/12 → | | | | MS-6435 | |
| 2500 Turbodiesel, 4JK1-TC, 100 KW | 01/07 → | SP-1061 | MD-8410 | MD-635 | MS-6435 | |
| 3000 Diesel, 4X4, 96KW | 05/02 → | SP-951 | MD-5110 | SP-902 | MS-6435 | |
| | | | | SP-1361 | | |

Comments: SP-1361: Water trap.

| | | | | | | |
|-----------------------------------|---------|---------|---------|---------|---------|--|
| 3000 Turbodiesel, 4JJ1-TC, 120 KW | 01/07 → | SP-1061 | MD-8410 | MD-635 | MS-6435 | |
| 3500 V6 24V, 4X4, 147 KW | 05/02 → | SP-934 | | SP-2024 | MS-6435 | |

Gemini (88-92)

| | | | | | | |
|-------------------|---------------|--------|---------|---------|--|--|
| 1500 JT150 | 05/84 → 01/90 | SP-937 | MD-9888 | | | |
| 1500 JZ151E | 03/90 → 12/90 | SP-934 | | SP-2103 | | |
| 1500D JT600 | 11/85 → 12/90 | SP-989 | MD-9640 | SP-1003 | | |
| 1600 JT190 | 01/88 → 02/90 | SP-934 | | | | |
| 1600 JT191 | 03/90 → | SP-934 | MD-9572 | | | |
| 1600 JT191S Turbo | 03/90 → | SP-934 | MD-9938 | | | |
| 1600 PF50 | 10/81 → 01/85 | SP-819 | MD-102 | | | |
| 1700D JT641 | 03/90 → | SP-937 | MD-9032 | SP-1003 | | |
| 1800 PF60 | 10/81 → | SP-819 | MD-102 | | | |
| 1800 PF70P DOHC | 11/84 → | SP-819 | MD-106 | | | |
| 1800D PFD60 | 10/81 → | SP-852 | MD-9160 | SP-970 | | |
| 1800TD | 11/80 → | SP-858 | MD-9160 | SP-970 | | |

Light-Truck

| | | | | | | |
|-----------------------------------|---------------|---------|---------|--------|--|--|
| 2600 NKR | 04/92 → 12/93 | SP-937 | | | | |
| | 01/95 → | | | | | |
| 2800 NHR,Eng:4JB1 | 05/88 → 05/93 | SP-862 | MD-236 | SP-970 | | |
| 2800 NKR | 02/85 → 04/88 | SP-840 | | SP-970 | | |
| | 05/88 → | | | SP-970 | | |
| 2800 TLD 24,34,44,54,64 | 01/76 → | MD-107 | MD-236 | SP-902 | | |
| 3100 NHR | 05/99 → | SP-1009 | MD-7496 | SP-970 | | |
| 3100 NHR,Eng:4JG2 | 06/93 → 04/99 | SP-1009 | MD-7506 | SP-970 | | |
| | 02/98 → | SP-1009 | MD-7506 | SP-970 | | |
| | 04/95 → 07/97 | SP-1009 | MD-7506 | SP-970 | | |
| 3300 KT26,36 | 01/80 → | MD-107 | MD-272 | SP-902 | | |
| 3300 NKR,Eng:4BC2 | 06/84 → 04/90 | SP-1037 | MD-236 | SP-902 | | |
| | 06/84 → 04/90 | SP-925 | MD-236 | SP-970 | | |
| 3300 NKR/NPR | → | MD-107 | MD-592 | SP-902 | | |
| 3300 TLD 45,55,65 | 01/78 → 01/80 | MD-107 | MD-272 | SP-902 | | |
| 3600 NKR, DP,Eng:4BE1 | 04/93 → 02/95 | | MD-7504 | SP-902 | | |
| 3600 NKR,Eng:4BE1 | 05/90 → 03/93 | | MD-236 | SP-902 | | |
| | 04/93 → 02/95 | | MD-7504 | SP-902 | | |
| 3600 NKR,Eng:4BE2 | 04/93 → 04/95 | SP-1037 | MD-7504 | SP-902 | | |
| 3600 NPR | → | MD-107 | MD-592 | SP-902 | | |
| 3600,NKR,Eng:4BE2 | 04/93 → 04/95 | SP-925 | MD-236 | SP-902 | | |
| 3900 D/TD NPS,Eng:4BD-T | 02/88 → 10/93 | SP-1037 | MD-592 | SP-902 | | |
| 3900 D/TD NPS,Eng:4BD-T, (Bypass) | 02/88 → 10/93 | SP-925 | | | | |
| 3900 NPR/NQR | 07/84 → 06/92 | MD-107 | MD-592 | SP-902 | | |

ISUZU

Light-Truck

| | | | | | | |
|-----------------------|---------------|---------|---------|---------|--|--|
| 4300 D NPS Bypass | 02/88 → | SP-925 | | | | |
| 4300 NKR,Eng:4HF1 | 11/93 → 08/95 | | MD-592 | SP-902 | | |
| 4300 NPR,Eng:4HF1 | 03/97 → 05/99 | SP-1069 | MD-7504 | SP-902 | | |
| | 05/99 → | SP-1069 | MD-7496 | SP-970 | | |
| | 07/93 → 04/95 | SP-1069 | MD-7504 | SP-902 | | |
| 4300 NPR/NQR Bypass | 08/88 → 08/89 | SP-925 | | | | |
| 4300 NPR/NQR,Eng:6BG1 | 09/88 → 06/93 | SP-1037 | MD-592 | SP-902 | | |
| 4300 NPS,Eng:4HF1 | 11/93 → 03/97 | | MD-592 | SP-902 | | |
| 4300 VHR,Eng:4HF1 | 11/96 → 06/99 | SP-1069 | MD-7504 | SP-902 | | |
| | 07/99 → | SP-1069 | MD-7504 | SP-970 | | |
| 4600 D NPS | 04/94 → | | MD-592 | SP-902 | | |
| 4600 NKR,Eng:4HG1 | 04/94 → | SP-1069 | MD-7496 | SP-970 | | |
| 4600 NKS | 04/94 → | | MD-592 | SP-902 | | |
| 5000 NPR,Eng:4HJ1 | 04/97 → | SP-1069 | MD-7504 | SP-902 | | |
| 5200 NPR,Eng:4HK1 | 05/01 → | SP-1069 | MD-7496 | SP-970 | | |
| 5200 NPR,Eng:4HK1-T | 05/99 → | | | SP-970 | | |
| ESR32,Eng:6HE1-T | 01/94 → 05/95 | SP-1070 | | SP-1114 | | |
| FRD33,Eng:6HH1 | 02/95 → 08/99 | SP-1070 | | SP-1114 | | |
| FRD33,Eng:6HH1-S | 08/99 → | SP-1070 | MD-7478 | SP-1059 | | |
| FRD35,Eng:6HL1 | 07/99 → | SP-1070 | MD-7478 | SP-1114 | | |
| FRR12,Eng:6BG1 | 04/90 → 11/93 | | MD-9948 | SP-1059 | | |
| FRR12,Eng:6BG1-T | 05/85 → 03/90 | | MD-9556 | SP-1059 | | |
| FRR32,Eng:6HE1-T | 02/95 → 04/99 | SP-1070 | | SP-1114 | | |
| FRR32,Eng:6HE1-TCN | 10/96 → 04/99 | SP-1070 | MD-7478 | SP-1114 | | |
| FRR34,Eng:6HK1-TCN | 04/99 → | SP-1070 | MD-7478 | SP-1059 | | |
| FRR35,Eng:6HL1-S | 02/99 → | SP-1070 | MD-9948 | SP-1059 | | |
| | 02/99 → | SP-1070 | MD-7478 | SP-1114 | | |
| FRT11,Eng:6BD1-T | 05/85 → 03/90 | | MD-9956 | SP-1059 | | |
| FSD32,Eng:6HE1 | 04/90 → 01/94 | SP-1070 | MD-9948 | SP-1114 | | |
| FSR32,Eng:6HE1-T | 06/92 → 12/93 | SP-1070 | MD-9948 | SP-1114 | | |
| FTR32,Eng:6HE1 | 03/94 → 05/95 | SP-1070 | MD-9948 | SP-1114 | | |
| FTR32,Eng:6HE1-T | 03/94 → 05/95 | SP-1070 | MD-9948 | SP-1114 | | |
| NPR35,Eng:6HL1 | 04/99 → | SP-1070 | MD-9948 | SP-1114 | | |
| NQR72,Eng:4HJ1 | 02/97 → 05/99 | SP-1069 | | | | |
| | 08/99 → | SP-1069 | MD-7496 | SP-970 | | |
| NRR32,Eng:6HE1 | 06/90 → 09/96 | SP-1070 | MD-9948 | SP-1114 | | |
| NRR33,Eng:6HH1 | 05/90 → 09/96 | SP-1070 | MD-9948 | SP-1114 | | |
| NRR35,Eng:6HL1 | 02/99 → | SP-1070 | MD-9948 | SP-1114 | | |

Midi (89-)

| | | | | | | |
|---------------|---------------|--------|---------|---------|--|--|
| 1800 WFR11/51 | 01/83 → 01/88 | SP-937 | MD-236 | FF-009 | | |
| 2000 62KW | 06/88 → | SP-937 | MD-236 | FF-006 | | |
| 2000D | 01/84 → 12/85 | SP-852 | | SP-970 | | |
| | 01/86 → 12/88 | SP-852 | | SP-1003 | | |
| 2000TD | 01/89 → | SP-934 | | SP-1003 | | |
| 2200D 45KW | 06/88 → | SP-937 | MD-9160 | SP-1003 | | |
| 2200TD | 06/88 → | SP-937 | MD-9160 | SP-1003 | | |
| 2400D | 01/94 → | SP-934 | MD-236 | SP-1003 | | |
| 2400TD 56KW | 01/94 → | SP-934 | | SP-1003 | | |

Piazza (85-90)

| | | | | | | |
|-------------|---------------|--------|--|---------|--|--|
| 2000i | 01/86 → 10/90 | SP-937 | | SP-2055 | | |
| 2000i Turbo | 01/85 → 10/90 | SP-937 | | SP-2055 | | |

Pick-Up (78-)

| | | | | | | |
|---------------------|---------------|--------|--------|--------|--|--|
| 1600 KB26/KB41 | 01/83 → | SP-819 | MD-102 | FF-009 | | |
| 2000D KBD20/25 | 01/78 → 12/79 | MD-139 | MD-102 | SP-902 | | |
| 2000D KBD26/KBD41 | 01/79 → 06/84 | SP-914 | MD-102 | SP-902 | | |
| 2200 KB28/KB43/KB48 | 01/84 → 07/86 | SP-819 | MD-102 | FF-009 | | |
| | 08/85 → 07/88 | SP-934 | MD-102 | FF-009 | | |
| 2300D KBD27/KBD42 | 01/84 → 09/88 | SP-914 | MD-102 | SP-902 | | |
| 2500D 2WD, Eng:4JA1 | 05/88 → 05/93 | SP-862 | MD-236 | SP-970 | | |

ISUZU

Pick-Up (78-)

| | | | | | | |
|-----------------------------|---------------|---------|---------|--------|--|--|
| 2500D 2WD, Eng:4JA1 | 07/84 → 04/88 | SP-914 | MD-236 | SP-970 | | |
| 2500D KBD | 10/88 → | SP-862 | MD-596 | SP-902 | | |
| 2500D KBD47 | 09/85 → 12/88 | SP-914 | MD-102 | SP-902 | | |
| 2500TD, Mod:TFR54, Eng:4JA1 | 02/01 → | SP-996 | MD-5110 | SP-970 | | |
| 2800D 2WD, Eng:4JB1 | 05/88 → 05/93 | SP-862 | MD-236 | SP-970 | | |
| 2800TD KBD | 01/91 → | SP-862 | MD-596 | SP-902 | | |
| 3100D 4WD, Eng:4JG2 | 07/97 → | SP-1009 | MD-7496 | SP-970 | | |
| 3100D 4WD, Eng:4JG2 | 05/99 → | SP-1009 | MD-7496 | SP-970 | | |

Trooper (91-)

| | | | | | | |
|-----------------------------|---------------|---------|---------|---------|---------|--|
| 2000 UBS13 | 01/83 → 12/85 | SP-819 | MD-102 | FF-009 | | |
| 2200D UBS52 45KW | 01/83 → 12/86 | SP-914 | MD-316 | SP-970 | | |
| 2200TD UBS52 53KW | 01/83 → 12/86 | SP-998 | MD-316 | SP-970 | | |
| 2300 UBS16 | 01/86 → 10/86 | SP-934 | MD-102 | FF-009 | | |
| 2300TD UBS, C223 | 01/83 → 01/88 | SP-998 | MD-316 | SP-970 | | |
| 2600 UBS17 | 11/86 → 12/92 | SP-934 | MD-102 | FF-009 | | |
| 2600i UBS17 85KW | 11/86 → 12/92 | SP-934 | MD-9828 | SP-2041 | | |
| 2800D UBS55 64KW | 01/88 → 12/92 | SP-1009 | MD-316 | SP-970 | | |
| 2800TD UBS55 71/74KW | 01/88 → 12/92 | SP-862 | MD-316 | SP-970 | | |
| 2800TDI UBS55 (Intercooler) | 01/88 → 12/92 | SP-1009 | MD-316 | SP-970 | | |
| 3100D 4WD, Eng:4JG2 | 05/99 → | SP-1009 | MD-7496 | SP-970 | MS-6293 | |
| 3100TD UBS69 | 10/90 → | SP-1009 | MD-7496 | SP-970 | | |
| 3200i EBS25 | 10/90 → | SP-934 | | SP-2041 | | |
| 3500i V6 6VE1, 158KW | 01/98 → | SP-989 | MD-9744 | SP-2024 | MS-6293 | |

Trooper-Bighorn

| | | | | | | |
|------------------------|---------------|---------|---------|--------|--|--|
| 3000TD, Eng:4JX1-T | 05/98 → | SP-1061 | MD-5110 | SP-970 | | |
| 3100TD 4WD, Eng:4JG2-T | 09/93 → 05/95 | SP-1009 | MD-666 | SP-970 | | |

Trooper-Wizard

| | | | | | | |
|--------------------|---------------|---------|---------|---------|--|--|
| 3000TD Eng:4JX1-T | 06/98 → | SP-1061 | MD-5110 | SP-1114 | | |
| 3100TD, Eng:4JG2-T | 05/95 → 06/98 | SP-1009 | MD-666 | SP-970 | | |

Van (83-)

| | | | | | | |
|---------------------|---------------|---------|---------|--------|--|--|
| 1800 WFR11 2WD | 01/83 → 12/85 | SP-819 | MD-236 | FF-002 | | |
| 2000 WFR12 | 12/85 → | SP-934 | MD-236 | | | |
| 2000 WFR12 2WD | 12/85 → 07/88 | SP-934 | MD-236 | FF-002 | | |
| 2000 WFR12 4WD | 01/86 → 07/88 | SP-934 | MD-236 | FF-002 | | |
| 2000D WFR51 WD | 01/83 → 12/85 | SP-852 | MD-9160 | SP-970 | | |
| 2000D WFR53 2WD | 12/85 → 12/85 | SP-852 | MD-9160 | SP-970 | | |
| 2000TD WFR51 2WD | 12/85 → 12/85 | SP-852 | MD-9160 | SP-970 | | |
| | 01/87 → 07/88 | SP-934 | MD-9160 | SP-970 | | |
| 2200D WFR53 2WD | 12/85 → 12/85 | SP-852 | MD-9160 | SP-970 | | |
| | 01/87 → 07/88 | SP-937 | MD-9160 | SP-970 | | |
| 2200D WFS53 4WD | 01/86 → 07/88 | SP-937 | MD-9160 | SP-970 | | |
| 2400D NFR62 | 01/88 → | SP-937 | MD-9160 | | | |
| 2400D NFS62 | 01/88 → | SP-937 | MD-9160 | | | |
| 2400D WFR62 | 01/87 → 01/88 | SP-937 | MD-9160 | | | |
| | 01/88 → | SP-937 | MD-9160 | | | |
| 2400D WFS62 | 01/90 → | SP-937 | MD-9160 | | | |
| 2500 NHR | 01/85 → | MD-261 | MD-236 | SP-902 | | |
| 2800D 2WD, Eng:4JB1 | 07/88 → 11/93 | SP-862 | MD-236 | SP-970 | | |
| 3100D 2WD, Eng:4JG2 | 04/93 → 03/99 | SP-1009 | MD-7496 | SP-970 | | |
| | 05/99 → | SP-1009 | MD-7496 | SP-970 | | |

IVECO

Campagnola (08-)

| | | | | | | |
|---------------------------|---------|---------|---------|---------|---------|--|
| 3000 HPT 4x4, F1C, 130 KW | 12/08 → | SP-1330 | MD-7398 | SP-1297 | MS-6443 | |
|---------------------------|---------|---------|---------|---------|---------|--|

Daily I (78-89)

| | | | | | | |
|--|---------------|--------|---------|--------|--|--------|
| 30-80, (8140.61.200), 60 KW | 04/78 → 04/83 | SP-906 | MD-5018 | MD-093 | | MD-215 |
| Comments: SP-906: Up to engine no. 414402, MD-5018: From chassis no. 308147, MD-215: Hydraulic steering partly/or. | | | | | | |
| | 05/83 → 06/89 | SP-990 | MD-5018 | MD-093 | | MD-215 |
| Comments: SP-990: From engine no. 414403, MD-5018: From chassis no. 308147, MD-215: Hydraulic steering partly/or. | | | | | | |

IVECO

Daily I (78-89)

| | | | | | | |
|---|---------------|--------|---------|------------------|--|--------|
| 30-90, (6132BZ2CO), 60 KW Comments: MD-215: Hydraulic steering. | 12/81 → 12/87 | SP-824 | MD-5018 | | | MD-215 |
| 35-10 Turbo, (8140.21.200), 76 KW Comments: MD-093: Partly/or, MD-215: Hydraulic steering. | 02/85 → 08/85 | SP-990 | MD-5018 | SP-966 MD-093 | | MD-215 |
| | 09/85 → 06/89 | SP-990 | MD-5078 | SP-966 MD-093 | | MD-215 |
| Comments: MD-093: Partly/or, MD-215: Hydraulic steering. | | | | | | |
| 35-8, (8140.61.200), 60 KW Comments: SP-906: Up to engine no. 414402, MD-5018: From chassis no 308147. | 04/78 → 04/83 | SP-906 | MD-5018 | MD-093 | | |
| | 05/83 → 06/89 | SP-990 | MD-5018 | MD-093 | | |
| Comments: SP-990: From engine no 414403, MD-5018: From chassis no. 308147. | | | | | | |
| 35-9, (6132BZ2CO), 60 KW Comments: MD-215: Hydraulic steering. | 12/81 → 12/87 | SP-824 | MD-5018 | | | MD-215 |
| 40-10 Turbo, (8140.27S), 76 KW Comments: MD-093: Partly/or, MD-215: Hydraulic steering. | 02/85 → 08/85 | SP-990 | MD-5018 | SP-966 MD-093 | | MD-215 |
| | 09/85 → 06/89 | SP-990 | MD-5078 | SP-966 MD-093 | | MD-215 |
| Comments: MD-093: Partly/or, MD-215: Hydraulic steering. | | | | | | |
| 40-10, (Lombardini 6LD) Comments: MD-215: Hydraulic steering. | 01/85 → 08/89 | | MD-5018 | SP-905 | | MD-215 |
| 40-8, (8140.61.200), 55 KW Comments: SP-906: Up to engine no. 414402, MD-5018: From chassis no. 308147, MD-215: Hydraulic steering. | 01/83 → 04/83 | SP-906 | MD-5018 | MD-093 | | MD-215 |
| | 05/83 → 06/89 | SP-990 | MD-5018 | MD-093 | | MD-215 |
| Comments: SP-990: From engine no. 414403, MD-5018: From chassis no. 308147, MD-215: Hydraulic steering. | | | | | | |
| 45-10 Turbo, (8140.21.200), 76 KW Comments: MD-093: Partly/or, MD-215: Hydraulic steering. | 02/85 → 08/85 | SP-990 | MD-5018 | SP-966 MD-093 | | MD-215 |
| | 09/85 → 06/89 | SP-990 | MD-5078 | SP-966 MD-093 | | MD-215 |
| Comments: MD-093: Partly/or, MD-215: Hydraulic steering. | | | | | | |
| 49-10 Turbo, (8140.21.200), 77 KW Comments: MD-093: Partly/or, MD-215: Hydraulic steering. | 09/85 → 06/89 | SP-990 | MD-5078 | SP-966 MD-093 | | MD-215 |
| | 07/88 → 05/89 | SP-990 | MD-5078 | SP-966 MD-093 | | MD-215 |
| Comments: MD-093: Partly/or, MD-215: Hydraulic steering. | | | | | | |

Daily II (89-96)

| | | | | | | |
|---|---------------|--------|-------------------|--------|--|--------|
| 30-8H Comments: Chassis No: 5030872 | 02/91 → 04/96 | SP-990 | MD-5078 | MD-093 | | MD-215 |
| | 02/91 → 04/96 | SP-990 | | MD-093 | | MD-215 |
| Comments: Chassis No: 5030873 | | | | | | |
| 35-10 / 40-10 / 45-10 Comments: Chassis No: 2110745 | 07/89 → 04/96 | SP-990 | MD-498 MD-7066 | SP-966 | | MD-215 |
| | 07/89 → 04/96 | SP-990 | MD-788 | SP-966 | | MD-215 |
| Comments: Chassis No: 2110746 | | | | | | |
| 35-12 / 40-12 / 45-12 / 59-12 Comments: Chassis No: D012821 | 10/90 → 04/96 | SP-990 | MD-498 MD-7066 | SP-966 | | MD-215 |
| | 10/90 → 04/96 | SP-990 | MD-788 | SP-966 | | MD-215 |
| Comments: Chassis No: D012822 | | | | | | |
| 35-8 / 40-8 Comments: Chassis No: 5030872 | 07/89 → 06/90 | SP-990 | MD-5078 | MD-093 | | MD-215 |
| 40-12 TURBO, 90 KW Comments: Chassis No:D012821 | 10/90 → 04/96 | SP-990 | MD-498 MD-788 | SP-966 | | MD-215 |
| | 06/90 → 04/96 | SP-990 | MD-498 | SP-966 | | MD-215 |
| Comments: Chassis No:D012821 | | | | | | |
| | 06/90 → 04/96 | SP-990 | MD-788 | SP-966 | | MD-215 |
| Comments: Chassis No:D012822 | | | | | | |
| 49-10 TURBO, 77 KW Comments: Chassis No:2110745 | 07/89 → 04/96 | SP-990 | MD-498 | SP-966 | | MD-215 |
| | 07/89 → 04/96 | SP-990 | MD-788 | SP-966 | | MD-215 |
| Comments: Chassis No:2110746 | | | | | | |

IVECO

Daily II (89-96)

| | | | | | | |
|---|---------------|--------|--------|--------|--|--------|
| 49-12 TURBO, 77 KW Comments: Chassis No:D012821 | 06/90 → 04/96 | SP-990 | MD-748 | SP-966 | | MD-215 |
| | 06/90 → 04/96 | SP-990 | MD-788 | SP-966 | | MD-215 |
| 59-12 TURBO, 90 KW Comments: Chassis No:D012821 | 05/91 → 04/96 | SP-990 | MD-748 | SP-966 | | MD-215 |
| | 05/91 → 04/96 | SP-990 | MD-788 | SP-966 | | MD-215 |

Daily III (96-99)

| | | | | | | |
|----------------------|---------------|--------|--------|--------|--|--------|
| 30-8 | 05/96 → 08/99 | SP-990 | MD-788 | SP-966 | | MD-215 |
| 35-10 Turbo | 05/96 → 08/99 | SP-990 | MD-788 | SP-966 | | MD-215 |
| 35-10 V Turbo | 05/96 → 08/99 | SP-990 | MD-788 | SP-966 | | MD-215 |
| 35-12 Turbo | 05/96 → 08/99 | SP-990 | MD-788 | SP-966 | | MD-215 |
| 35-8 | 05/96 → 08/99 | SP-990 | MD-788 | SP-966 | | MD-215 |
| 40-10 Turbo | 05/96 → 08/99 | SP-990 | MD-788 | SP-966 | | MD-215 |
| 40-12 Turbo | 05/96 → 08/99 | SP-990 | MD-788 | SP-966 | | MD-215 |
| 45-12 Turbo | 05/96 → 08/99 | SP-990 | MD-788 | SP-966 | | MD-215 |
| 49-10 Turbo | 05/96 → 08/99 | SP-990 | MD-788 | SP-966 | | MD-215 |
| 49-12 Turbo | 05/96 → 08/99 | SP-990 | MD-788 | SP-966 | | MD-215 |
| 59-12 Turbo | 05/96 → 08/99 | SP-990 | MD-788 | SP-966 | | MD-215 |

Daily IV (99-06)

| | | | | | | |
|--|---------------|-------------------|--------------------|---------|---------|--------|
| 29-10 Turbo HPI, F1A, 70 KW | 09/02 → 07/06 | SP-1269 | MD-7398 MD-7310 | SP-1297 | MS-6169 | MD-215 |
| 29-11 Turbo 8140.43.C, 77 KW | 07/99 → 06/01 | SP-1269 | MD-7398 MD-7310 | SP-966 | MS-6169 | MD-215 |
| | 07/01 → 12/02 | SP-1269 | MD-7398 MD-7310 | SP-1297 | MS-6169 | MD-215 |
| 29-12 Turbo HPI, F1A, 85 KW | 09/02 → 07/06 | SP-1269 | MD-7398 MD-7310 | SP-1297 | MS-6169 | MD-215 |
| 29-13 Turbo 8140.43 SEDC, 92 KW | 07/99 → 06/01 | SP-990 SP-1269 | MD-7398 MD-7310 | SP-966 | MS-6169 | MD-215 |
| Comments: SP-990: Up to engine no. 3981326 | 07/01 → 07/06 | SP-990 SP-1269 | MD-7398 MD-7310 | SP-1297 | MS-6169 | MD-215 |
| Comments: SP-1269: From engine no. 3981327 | | | | | | |
| 29-14 Turbo HPT, F1A, 100 KW | 09/02 → 07/06 | SP-1269 | MD-7398 MD-7310 | SP-1297 | MS-6169 | MD-215 |
| Comments: SP-1269: Up to engine no. 240403 | 09/02 → 07/06 | SP-990 | MD-7398 MD-7310 | SP-1297 | MS-6169 | MD-215 |
| Comments: SP-990: From engine no. 2404004 | | | | | | |
| 29-9 8140.43, 66 KW | 07/99 → 06/01 | SP-990 | MD-7398 MD-7310 | SP-1297 | MS-6169 | MD-215 |
| 29-9 8140.63, 62 KW | 07/99 → 06/01 | SP-990 | MD-7398 MD-7310 | SP-966 | MS-6169 | MD-215 |
| 35-10 Turbo HPI, F1A, 70 KW | 09/02 → 07/06 | SP-1269 | MD-7398 MD-7310 | SP-1297 | MS-6169 | MD-215 |
| 35-11 Turbo 8140.43, 77 KW | 07/99 → 06/01 | SP-990 | MD-7398 MD-7310 | SP-966 | MS-6169 | MD-215 |
| | 07/01 → 12/02 | SP-990 | MD-7398 MD-7310 | SP-1297 | MS-6169 | MD-215 |
| 35-12 Turbo HPI, F1A 85 KW | 09/02 → 07/06 | SP-1269 | MD-7398 MD-7310 | SP-1297 | MS-6169 | MD-215 |
| 35-13 Turbo 8140.43S 92 KW | 07/99 → 06/01 | SP-990 SP-1269 | MD-7398 MD-7310 | SP-966 | MS-6169 | MD-215 |
| Comments: SP-990: Up to engine no. 3981326 | 07/01 → 12/02 | SP-990 SP-1269 | MD-7398 MD-7310 | SP-1297 | MS-6169 | MD-215 |
| Comments: SP-1269: From engine no. 3981327 | | | | | | |
| 35-14 Turbo HPI (30 HPI), 100 KW | 09/04 → 07/06 | SP-1325 | MD-7398 MD-7310 | SP-1297 | MS-6169 | MD-215 |

IVECO

Daily IV (99-06)

| | | | | | | |
|---|---------------|-------------------|--------------------|-------------------|---------|--------|
| 35-14 Turbo HPI, F1A, 100 KW | 04/05 → 07/06 | SP-1269 | MD-7398 MD-7310 | SP-1297 | MS-6169 | MD-215 |
| 35-15 Turbo 8140.43N, 107 KW | 09/01 → 07/06 | SP-990 | MD-7398 MD-7310 | SP-1297 | MS-6169 | MD-215 |
| 35-17 Turbo HPT, F1CE0481BM, 122 KW | 09/01 → 07/06 | SP-1325 | MD-7398 MD-7310 | SP-1297 | MS-6169 | MD-215 |
| 35-9 Turbo, 8140.43, 66 KW | 07/99 → 06/01 | SP-990 | MD-7398 MD-7310 | SP-966 | MS-6169 | MD-215 |
| | 07/01 → 12/02 | SP-990 | MD-7398 MD-7310 | SP-1297 | MS-6169 | MD-215 |
| 35-9, 8140.63, 62 KW | 07/99 → 06/01 | SP-990 | MD-7398 MD-7310 | SP-966 | MS-6169 | MD-215 |
| | 07/01 → 12/01 | SP-990 | MD-7398 MD-7310 | SP-1297 | MS-6169 | MD-215 |
| 40-13 Turbo, 8140.43SEDC, 92 KW | 07/99 → 06/01 | SP-990 SP-1269 | MD-7398 MD-7310 | SP-966 | MS-6169 | MD-215 |
| Comments: SP-990: Up to engine 3981326 | 07/01 → 12/06 | SP-990 SP-1269 | MD-7398 MD-7310 | SP-1297 | MS-6169 | MD-215 |
| Comments: SP-1269: From engine no. 3981327 | | | | | | |
| 40-14 Turbo HPI, (30 HPI), 100 KW | 09/04 → 07/06 | SP-1325 | MD-7398 MD-7310 | SP-1297 | MS-6169 | MD-215 |
| 40-14 Turbo HPT (23 HPT), 100 KW | 04/05 → 07/06 | SP-1331 | MD-7398 MD-7310 | SP-1297 | MS-6169 | MD-215 |
| Comments: SP-1331: From engine no.240404 | | | | | | |
| | 04/05 → 07/06 | SP-1269 | MD-7398 MD-7310 | SP-1297 | MS-6169 | MD-215 |
| Comments: SP-1269: Up to engine no. 240 403 | | | | | | |
| 40-15 Turbo, 8140.43N, 107 KW | 09/01 → 07/06 | SP-990 | MD-7398 MD-7310 | SP-1297 | MS-6169 | MD-215 |
| Comments: SP-990: Up to engine 3981326 | | | | | | |
| | 09/01 → 07/06 | SP-1269 | MD-7398 MD-7310 | SP-1297 | MS-6169 | MD-215 |
| Comments: SP-1269: From engine no. 3981327 | | | | | | |
| 40-17 Turbo HPT (30 HPT), 122 KW | 09/04 → 07/06 | SP-1325 | MD-7398 MD-7310 | SP-1297 | MS-6169 | MD-215 |
| 40-9 Turbo, 8140.63, 62 KW | 09/01 → 12/02 | SP-990 | MD-7398 MD-7310 | SP-1297 | MS-6169 | MD-215 |
| 40-9, 8140.63, 62 KW | 07/99 → 06/01 | SP-990 | MD-7398 MD-7310 | SP-966 | MS-6169 | MD-215 |
| | 07/01 → 12/01 | SP-990 | MD-7398 MD-7310 | SP-1297 | MS-6169 | MD-215 |
| 45-11 Turbo, 8140.43C, 77 KW | 07/99 → 06/01 | SP-990 | MD-7398 MD-7310 | SP-966 | MS-6169 | MD-215 |
| | 07/01 → 12/02 | SP-990 | MD-7398 MD-7310 | SP-1297 | MS-6169 | MD-215 |
| 45-13 Turbo, 8140.43 SEDC, 92 KW | 07/99 → 06/01 | SP-990 SP-1269 | MD-7398 MD-7310 | SP-966 | MS-6169 | MD-215 |
| Comments: SP-990: Up to engine no. 3981326 | 07/01 → 07/06 | SP-990 SP-1269 | MD-7398 MD-7310 | SP-1297 | MS-6169 | MD-215 |
| Comments: SP-1269: From engine no. 3981327 | | | | | | |
| 49-11 Turbo, 8140.43.C, 77 KW | 07/99 → 06/01 | SP-990 | MD-7398 MD-7310 | SP-966 SP-1297 | MS-6169 | MD-215 |
| Comments: SP-990: Up to engine no.3981326 | 07/01 → 07/06 | SP-1269 | MD-7398 MD-7310 | SP-966 SP-1297 | MS-6169 | MD-215 |
| Comments: SP-1269: From engine no. 3981327 | | | | | | |

IVECO

Daily IV (99-06)

| | | | | | | |
|--|---------------|-------------------|--------------------|-------------------|---------|--------|
| 49-13 Turbo, 8140.43.C, 92 KW | 07/99 → 06/01 | SP-990 SP-1269 | MD-7398 MD-7310 | SP-966 | MS-6169 | MD-215 |
| Comments: SP-990: Up to engine no. 3981326 | | | | | | |
| | 07/99 → 06/01 | SP-990 SP-1269 | MD-7398 MD-7310 | SP-966 | MS-6169 | MD-215 |
| Comments: SP-1269: From engine no. 3981327 | | | | | | |
| 50-11 Turbo, 8140.43.C, 77 KW | 11/99 → 06/01 | SP-990 | MD-7398 MD-7310 | SP-966 | MS-6169 | MD-215 |
| | 07/01 → 07/06 | SP-990 | MD-7398 MD-7310 | SP-1297 | MS-6169 | MD-215 |
| 50-13 Turbo, 8140.43 SEDC, 92 KW | 11/99 → 06/01 | SP-990 SP-1297 | MD-7398 MD-7310 | SP-966 | MS-6169 | MD-215 |
| Comments: SP-990: Up to engine no. 3981326 | | | | | | |
| | 07/01 → 07/06 | SP-990 SP-1297 | MD-7398 MD-7310 | SP-1269 | MS-6169 | MD-215 |
| Comments: SP-1269: From engine no. 3981327 | | | | | | |
| 50-14 Turbo,F1C E0481B, 100 KW | 09/04 → 07/06 | SP-1325 | MD-7398 MD-7310 | SP-1297 | MS-6169 | MD-215 |
| 50-15 Turbo, 8140.43, 107 KW | 09/04 → 07/06 | SP-1269 | MD-7398 MD-7310 | SP-1297 | MS-6169 | MD-215 |
| Comments: SP-1269: From engine no.3981327 | | | | | | |
| | 09/04 → 07/06 | SP-990 | MD-7398 MD-7310 | SP-1297 | MS-6169 | MD-215 |
| Comments: SP-990: Up to engine no. 3981326 | | | | | | |
| 50-17 Turbo,F1C E0481B, 122 KW | 09/04 → 07/06 | SP-1325 | MD-7398 MD-7310 | SP-1297 | MS-6169 | MD-215 |
| 59-13 Turbo, 8140.43.SEDC, 92 KW | 07/99 → 06/01 | SP-990 SP-1297 | MD-7398 MD-7310 | SP-966 | MS-6169 | MD-215 |
| Comments: SP-990: Up to engine no. 3981326 | | | | | | |
| | 07/01 → 07/06 | SP-1297 | MD-7398 MD-7310 | SP-966 SP-1297 | MS-6169 | MD-215 |
| Comments: SP-1269: From engine no. 3981327 | | | | | | |
| 60-15 Turbo, 8140.43N, 107 KW | 09/00 → 06/01 | SP-990 SP-1269 | MD-7398 MD-7310 | SP-966 | MS-6169 | MD-215 |
| Comments: SP-990: Up to engine no. 3981326 | | | | | | |
| | 07/01 → 07/06 | SP-990 SP-1269 | MD-7398 MD-7310 | SP-1297 | MS-6169 | MD-215 |
| Comments: SP-1269: From engine no. 3981327 | | | | | | |
| 60-17 Turbo, HPT,F1CE0481B, 122 KW | 09/04 → 07/06 | SP-1325 | MD-7398 MD-7310 | SP-1297 | MS-6169 | MD-215 |
| 65-14 Turbo,F1C E0481B, 100 KW | 09/04 → 07/06 | SP-1325 | MD-7398 MD-7310 | SP-1297 | MS-6169 | MD-215 |
| 65-15 Turbo, 8140.43, 107 KW | 09/00 → 06/01 | SP-1269 SP-990 | MD-7398 MD-7310 | SP-966 | MS-6169 | MD-215 |
| Comments: SP-1269: From engine no. 3981327 | | | | | | |
| | 07/01 → 07/06 | SP-1269 SP-990 | MD-7398 MD-7310 | SP-1297 | MS-6169 | MD-215 |
| Comments: SP-990: Up to engine no. 3981326 | | | | | | |
| 65-17 Turbo,F1C E0481B, 122 KW | 09/04 → 07/06 | SP-1325 | MD-7398 MD-7310 | SP-1297 | MS-6169 | MD-215 |

Daily V (06-)

| | | | | | | |
|---|---------|---------|--------------------|--------|---------|--|
| 29 L 10 (2.3 HPI), 71 KW | 07/06 → | SP-1331 | MD-7398 MD-7310 | | MS-6443 | |
| | 03/09 → | SP-1331 | MD-7398 MD-7310 | MD-681 | MS-6443 | |
| Comments: MD-681: Filtration system Filtrauto/Purflux | | | | | | |
| 29 L 11 (2.3 Multijet II), 78 KW | 10/11 → | SP-1331 | | MD-681 | MS-6443 | |
| Comments: MD-681: Filtration system Filtrauto/Purflux | | | | | | |
| 29 L 12 (2.3 HPI), 85 KW | 07/06 → | SP-1331 | MD-7398 MD-7310 | | MS-6443 | |
| | 03/09 → | SP-1331 | MD-7398 MD-7310 | MD-681 | MS-6443 | |
| Comments: MD-681: Filtration system Filtrauto/Purflux | | | | | | |

IVECO

Daily V (06-)

| | | | | | | |
|---|---------------|--------------------|--------------------|--------|---------|--|
| 29 L 13 (2.3 Multijet II), 78 KW Comments: MD-681: Filtration system Filtrauto/Purflux | 10/11 → | SP-1331 | | MD-681 | MS-6443 | |
| 29 L 14 (2.3 HPI), 100 KW | 07/06 → | SP-1331 | MD-7398 MD-7310 | | MS-6443 | |
| | 03/09 → | SP-1331 | MD-7398 MD-7310 | MD-681 | MS-6443 | |
| Comments: MD-681: Filtration system Filtrauto/Purflux | | | | | | |
| 29 L 15 (2.3 Multijet II), 107 KW Comments: MD-681: Filtration system Filtrauto/Purflux | 07/06 → | SP-1331 | | MD-681 | MS-6443 | |
| 35 C 10 (2.3 HPI), 71 KW | 07/06 → | SP-1331 | MD-7398 MD-7310 | | MS-6443 | |
| | 03/09 → | SP-1331 | MD-7398 MD-7310 | MD-681 | MS-6443 | |
| Comments: MD-681: Filtration system Filtrauto/Purflux | | | | | | |
| 35 C 11 (2.3 HPI), 78 KW | 09/09 → | SP-1331 | MD-7398 MD-7310 | MD-681 | MS-6443 | |
| Comments: MD-681: Filtration system Filtrauto/Purflux | | | | | | |
| 35 C 12 (2.3 HPI), 85 KW | 07/06 → | SP-1331 | MD-7398 MD-7310 | | MS-6443 | |
| | 03/09 → | SP-1331 | MD-7398 MD-7310 | MD-681 | MS-6443 | |
| Comments: MD-681: Filtration system Filtrauto/Purflux | | | | | | |
| 35 C 13 (2.3 HPT), 93 KW | 09/09 → | SP-1331 | MD-7398 MD-7310 | MD-681 | MS-6443 | |
| Comments: MD-681: Filtration system Filtrauto/Purflux | | | | | | |
| 35 C 14 (3.0 HPI EEV), 103 KW | 09/09 → | SP-1330 | MD-7398 MD-7310 | | MS-6443 | |
| 35 C 14 CNG (3.0 CNG EEV), 100 KW | 09/09 → | SP-1331 | MD-7398 MD-7310 | | MS-6443 | |
| 35 C 14 CNG (3.0 CNG), 103 KW | 07/06 → 08/09 | SP-1331 | MD-7398 MD-7310 | | MS-6443 | |
| 35 C 15 (3.0 HPI), 107 KW | 07/06 → | SP-1330 | MD-7398 MD-7310 | | MS-6443 | |
| | 03/09 → | SP-1330 | MD-7398 MD-7310 | MD-681 | MS-6443 | |
| Comments: MD-681: Filtration system Filtrauto/Purflux | | | | | | |
| 35 C 17 (3.0 HPT EEV), 125 KW | 09/09 → | SP-1330 | MD-7398 MD-7310 | | MS-6443 | |
| 35 C 18 (3.0 HPT), 130 KW | 07/06 → | SP-1325 SP-1330 | MD-7398 MD-7310 | | MS-6443 | |
| | 03/09 → | SP-1325 SP-1330 | MD-7398 MD-7310 | MD-681 | MS-6443 | |
| Comments: MD-681: Filtration system Filtrauto/Purflux | | | | | | |
| 35 C 21 (3.0 HPT E5), 150 KW Comments: MD-681: Filtration system Filtrauto/Purflux | 07/06 → | SP-1330 | | MD-681 | MS-6443 | |
| 35 C/5 14CNG, (30 CNG EEV) , 100 KW | 02/07 → | SP-1331 | | | MS-6443 | |
| 35 S 10 (2.3 HPI), 71 KW | 07/06 → | SP-1331 | MD-7398 MD-7310 | | MS-6443 | |
| 35 S 11 (2.3 HPI), 78 KW | 09/09 → | SP-1331 | MD-7398 MD-7310 | | MS-6443 | |
| 35 S 12 (2.3 HPI), 85 KW | 07/06 → | SP-1331 | MD-7398 MD-7310 | | MS-6443 | |
| 35 S 13 (2.3 HPT), 93 KW | 09/09 → | SP-1331 | MD-7398 MD-7310 | | MS-6443 | |
| 35 S 14 (2.3 HPT), 100 KW | 07/06 → | SP-1331 | MD-7398 MD-7310 | | MS-6443 | |
| | 03/09 → | SP-1331 | MD-7398 MD-7310 | MD-681 | MS-6443 | |
| Comments: MD-681: Filtration system Filtrauto/Purflux | | | | | | |
| 35 S 14 (3.0 HPI EEV), 103 KW | 09/09 → | SP-1330 | MD-7398 MD-7310 | MD-681 | MS-6443 | |
| Comments: MD-681: Filtration system Filtrauto/Purflux | | | | | | |

IVECO








Daily V (06-)

| | | | | | | |
|---|---------|--------------------|--------------------|--------|---------|--|
| 35 S 17 (3.0 HPT EEV), 125 KW | 09/09 → | SP-1330 | MD-7398 MD-7310 | MD-681 | MS-6443 | |
| Comments: MD-681: Filtration system Filtrauto/Purflux | | | | | | |
| 35 S 18 (3,0 HPT), 130 KW | 07/06 → | SP-1330 | MD-7398 MD-7310 | | MS-6443 | |
| 35 S15 (3.5 Multijet II), 107 KW | 10/11 → | SP-1331 | | MD-681 | MS-6443 | |
| Comments: MD-681: Filtration system Filtrauto/Purflux | | | | | | |
| 40 C 10 (2.3 HPI), 71KW | 07/06 → | SP-1331 | MD-7398 MD-7310 | | MS-6443 | |
| | 03/09 → | SP-1331 | MD-7398 MD-7310 | MD-681 | MS-6443 | |
| Comments: MD-681: Filtration system Filtrauto/Purflux | | | | | | |
| 40 C 11 (2.3 HPI), 78KW | 09/09 → | SP-1331 | MD-7398 MD-7310 | MD-681 | MS-6443 | |
| Comments: MD-681: Filtration system Filtrauto/Purflux | | | | | | |
| 40 C 12 (2.3 HPI), 85KW | 07/06 → | SP-1331 | MD-7398 MD-7310 | | MS-6443 | |
| | 03/09 → | SP-1331 | MD-7398 MD-7310 | MD-681 | MS-6443 | |
| Comments: MD-681: Filtration system Filtrauto/Purflux | | | | | | |
| 40 C 13 (2.3 HPT), 93KW | 09/09 → | SP-1331 | MD-7398 MD-7310 | MD-681 | MS-6443 | |
| Comments: MD-681: Filtration system Filtrauto/Purflux | | | | | | |
| 40 C 14 (3,0 HPI EEV), 103KW | 09/09 → | SP-1330 | MD-7398 MD-7310 | MD-681 | MS-6443 | |
| Comments: MD-681: Filtration system Filtrauto/Purflux | | | | | | |
| 40 C 14 CNG (3,0 CNG EEV), 100KW | 09/09 → | SP-1331 | MD-7398 MD-7310 | MD-681 | MS-6443 | |
| Comments: MD-681: Filtration system Filtrauto/Purflux | | | | | | |
| 40 C 15 (3.0 HPI), 107KW | 07/06 → | SP-1330 | MD-7398 MD-7310 | | MS-6443 | |
| | 03/09 → | SP-1330 | MD-7398 MD-7310 | MD-681 | MS-6443 | |
| Comments: MD-681: Filtration system Filtrauto/Purflux | | | | | | |
| 40 C 17 (3,0 HPT EEV), 125KW | 09/09 → | SP-1330 | MD-7398 MD-7310 | MD-681 | MS-6443 | |
| Comments: MD-681: Filtration system Filtrauto/Purflux | | | | | | |
| 40 C 18 (3.0 HPT), 130KW | 07/06 → | SP-1325 SP-1330 | MD-7398 MD-7310 | | MS-6443 | |
| | 03/09 → | SP-1325 SP-1330 | MD-7398 MD-7310 | MD-681 | MS-6443 | |
| Comments: MD-681: Filtration system Filtrauto/Purflux | | | | | | |
| 40 C21 (3.0 HPT E5), 150 KW | 10/11 → | SP-1330 | | MD-681 | MS-6443 | |
| Comments: MD-681: Filtration system Filtrauto/Purflux | | | | | | |
| 45 C 14 (3,0 HPI EEV), 103KW | 09/09 → | SP-1330 | MD-7398 MD-7310 | MD-681 | MS-6443 | |
| Comments: MD-681: Filtration system Filtrauto/Purflux | | | | | | |
| 45 C 15 (3.0 HPI), 107KW | 07/06 → | SP-1330 | MD-7398 MD-7310 | | MS-6443 | |
| | 03/09 → | SP-1330 | MD-7398 MD-7310 | MD-681 | MS-6443 | |
| Comments: MD-681: Filtration system Filtrauto/Purflux | | | | | | |
| 45 C 17 (3.0 HPT EEV) 125Kw | 09/09 → | SP-1330 | MD-7398 MD-7310 | MD-681 | MS-6443 | |
| Comments: MD-681: Filtration system Filtrauto/Purflux | | | | | | |
| 45 C 18 (3.0 HPT), 130KW | 07/06 → | SP-1325 SP-1330 | MD-7398 MD-7310 | | MS-6443 | |
| | 03/09 → | SP-1325 SP-1330 | MD-7398 MD-7310 | MD-681 | MS-6443 | |
| Comments: MD-681: Filtration system Filtrauto/Purflux | | | | | | |
| 50 C 14 (3.0 HPI EEV) 103Kw | 09/09 → | SP-1330 | MD-7398 MD-7310 | MD-681 | MS-6443 | |
| Comments: MD-681: Filtration system Filtrauto/Purflux | | | | | | |

IVECO

Daily V (06-)

| | | | | | | |
|---|---------------|--------------------|--------------------|--------|---------|--|
| 50 C 14 CNG (3.0 CNG) 103Kw | 07/06 → 01/07 | SP-1331 | MD-7398 MD-7310 | | MS-6443 | |
| 50 C 14 CNG (3.0 CNG), 100 KW | 02/06 → | SP-1331 | MD-7398 MD-7310 | | MS-6443 | |
| 50 C 15 (3.0 HPI), 107KW | 07/06 → | SP-1330 | MD-7398 MD-7310 | | MS-6443 | |
| | 03/09 → | SP-1330 | MD-7398 MD-7310 | MD-681 | MS-6443 | |
| Comments: MD-681: Filtration system Filtrauto/Purflux | | | | | | |
| 50 C 17 (3.0 HPT EEV) 125Kw | 09/09 → | SP-1330 | MD-7398 MD-7310 | MD-681 | MS-6443 | |
| Comments: MD-681: Filtration system Filtrauto/Purflux | | | | | | |
| 50 C 18 (3.0 HPT), 130KW | 07/06 → | SP-1325 SP-1330 | MD-7398 MD-7310 | | MS-6443 | |
| | 03/09 → | SP-1325 SP-1330 | MD-7398 MD-7310 | MD-681 | MS-6443 | |
| Comments: MD-681: Filtration system Filtrauto/Purflux | | | | | | |
| 50 C 21 (3.0 HPT E5), 150 KW | 10/11 → | SP-1330 | | MD-681 | MS-6443 | |
| Comments: MD-681: Filtration system Filtrauto/Purflux | | | | | | |
| 55 S 17 (3.0 HPT EEV) 125Kw | 09/09 → | SP-1330 | MD-7398 MD-7310 | MD-681 | MS-6443 | |
| Comments: MD-681: Filtration system Filtrauto/Purflux | | | | | | |
| 60 C 14 (3.0 HPI EEV) 103Kw | 09/09 → | SP-1330 | MD-7398 MD-7310 | MD-681 | MS-6443 | |
| Comments: MD-681: Filtration system Filtrauto/Purflux | | | | | | |
| 60 C 15 (3.0 HPI), 107KW | 07/06 → | SP-1330 | MD-7398 MD-7310 | | MS-6443 | |
| | 03/09 → | SP-1330 | MD-7398 MD-7310 | MD-681 | MS-6443 | |
| Comments: MD-681: Filtration system Filtrauto/Purflux | | | | | | |
| 60 C 17 (3.0 HPT EEV) 125Kw | 09/09 → | SP-1330 | MD-7398 MD-7310 | MD-681 | MS-6443 | |
| Comments: MD-681: Filtration system Filtrauto/Purflux | | | | | | |
| 60 C 18 (3.0 HPT), 130KW | 07/06 → | SP-1325 SP-1330 | MD-7398 MD-7310 | | MS-6443 | |
| | 03/09 → | SP-1325 SP-1330 | MD-7398 MD-7310 | MD-681 | MS-6443 | |
| Comments: MD-681: Filtration system Filtrauto/Purflux | | | | | | |
| 65 C 14 (3.0 HPI EEV) 103Kw | 09/09 → | SP-1330 | MD-7398 MD-7310 | MD-681 | MS-6443 | |
| Comments: MD-681: Filtration system Filtrauto/Purflux | | | | | | |
| 65 C 14 CNG (3.0 CNG EEV), 100 KW | 02/07 → | SP-1331 | MD-7398 MD-7310 | | MS-6443 | |
| 65 C 14 CNG (3.0 CNG), 100 KW | 07/06 → 01/07 | SP-1331 | MD-7398 MD-7310 | | MS-6443 | |
| 65 C 15 (3.0 HPI), 107KW | 07/06 → | SP-1330 | MD-7398 MD-7310 | | MS-6443 | |
| | 03/09 → | SP-1330 | MD-7398 MD-7310 | MD-681 | MS-6443 | |
| Comments: MD-681: Filtration system Filtrauto/Purflux | | | | | | |
| 65 C 17 (3.0 HPT EEV) 125kw | 09/09 → | SP-1330 | MD-7398 MD-7310 | MD-681 | MS-6443 | |
| Comments: MD-681: Filtration system Filtrauto/Purflux | | | | | | |
| 65 C 18 (3.0 HPT), 130KW | 07/06 → | SP-1325 SP-1330 | MD-7398 MD-7310 | | MS-6443 | |
| | 03/09 → | SP-1325 SP-1330 | MD-7398 MD-7310 | MD-681 | MS-6443 | |
| Comments: MD-681: Filtration system Filtrauto/Purflux | | | | | | |
| 70 C 14 (3.0 HPI EEV) 103Kw | 09/09 → | SP-1330 | MD-7398 MD-7310 | MD-681 | MS-6443 | |
| Comments: MD-681: Filtration system Filtrauto/Purflux | | | | | | |
| 70 C 14 CNG (3.0 CNG EEV) 100 Kw | 09/09 → | SP-1331 | MD-7398 MD-7310 | | MS-6443 | |

|  |  |  OIL |  AIR |  FUEL |  CABIN |  OTHER |
|--|--|--|--|---|--|--|
| IVECO | | | | | | |
| Daily V (06-) | | | | | | |
| 70 C 15 (3.0 HPI) 107Kw | 10/09 → | SP-1330 | MD-7398 MD-7310 | MD-681 | MS-6443 | |
| Comments: MD-681: Filtration system Filtrauto/Purflux | | | | | | |
| 70 C 17 (3.0 HPT EEV) 125Kw | 09/09 → | SP-1330 | MD-7398 MD-7310 | MD-681 | MS-6443 | |
| Comments: MD-681: Filtration system Filtrauto/Purflux | | | | | | |
| 70 C 18 (3.0 HPT) 130Kw | 09/09 → | SP-1330 | MD-7398 MD-7310 | MD-681 | MS-6443 | |
| Comments: MD-681: Filtration system Filtrauto/Purflux | | | | | | |
| Massif (08-) | | | | | | |
| 3000 HPi 4x4, F1C, 107 KW | 05/08 → | SP-1330 | MD-7398 | SP-1297 | MS-6443 | |
| 3000 HPT 4x4, F1C, 130 KW | 05/08 → | SP-1330 | MD-7398 | SP-1297 | MS-6443 | |
| JAGUAR | | | | | | |
| E-Type (61-75) | | | | | | |
| 3800, 195 KW | 04/61 → 07/64 | MD-003 | MD-140 | MD-099 | | |
| 4200, 195 KW | 01/65 → 05/75 | MD-003 | MD-140 | | | |
| 5300 V12, 203 KW | 03/71 → 04/75 | | | MD-099 | | |
| F-Type (13-) | | | | | | |
| 3000 V6 Kompressor, 250 KW | 08/13 → | | | | | |
| 3000 V6 Kompressor, 280 KW | 08/13 → | | | | | |
| 5000 V8 Kompressor, 364 KW | 08/13 → | | | | | |
| S-Type (99-08) | | | | | | |
| 2500, AJ-V6, 147 KW | 03/02 → 02/08 | SP-978 | MD-8350 | SP-2130 | MS-6322C | |
| 2700 V6 Diesel, AJD-V6, 152 KW | 06/04 → 02/08 | MD-611 | MD-8350 | SP-1273 | MS-6322C | |
| 3000i V6, AJ-V6, 175 KW | 01/99 → 03/02 | SP-978 | MD-8214 MD-8350 | SP-2130 | | |
| Comments: MD-8350: From chassis no. M45255, MD-8214: Chassi no. to M45254. | | | | | | |
| | 04/02 → 02/08 | SP-978 | MD-8214 MD-8350 | SP-2130 | MS-6322C | |
| Comments: MD-8350: From chassis no. M45255, MD-8214: Chassi no. to M45254. | | | | | | |
| 4000i V8, AJ28, 203 KW | 01/99 → 03/02 | SP-1117 | MD-8214 | SP-2130 | MS-6322C | |
| 4200i AJ34SC-V8R, 291 KW | 04/02 → 02/08 | SP-1117 SP-1381 | MD-8214 MD-8350 | SP-2130 | MS-6322C | |
| Comments: SP-1117: Chassis no. to M44997, SP-1381: From chassis no. M44998, MD-8350: From chassis no. M44998, MD-8214: From chassis no. to M44997. | | | | | | |
| 4200i V8, AJ34, 219 KW | 04/02 → 02/08 | SP-1117 SP-1381 | MD-8214 MD-8350 | SP-2130 | MS-6322C | |
| Comments: SP-1117: Chassis no. to M44997, SP-1381: From chassis no. M44998, MD-8350: From chassis no. M44998, MD-8214: Chassis no. to M44997. | | | | | | |
| X-Type (01-09) | | | | | | |
| 2000 Diesel, X404, 96 KW | 07/03 → 10/09 | MD-435 | MD-8298 | SP-1263 | MS-6204 MS-6204C | |
| 2000 V6, AJ20, 114 KW | 02/02 → 10/05 | SP-978 | MD-8236 | SP-2060 | MS-6204 MS-6204C | |
| 2200 Diesel, X404, 107 KW | 04/08 → 10/09 | MD-435 | MD-8298 | SP-1263 | MS-6204 MS-6204C | |
| 2200 Diesel, X404, 114 KW | 07/05 → 03/08 | MD-435 | MD-8298 | SP-1263 | MS-6204 MS-6204C | |
| 2500 V6, AJ25, 144 KW | 03/01 → 10/09 | SP-978 | MD-8236 | SP-2060 | MS-6204 MS-6204C | |
| 3000 V6 (X400), AJ-V6, 169 KW | 03/01 → 10/09 | SP-978 | MD-8236 | SP-2060 | MS-6204 MS-6204C | |
| XF (08-) | | | | | | |
| 2000, 177 KW | 06/12 → | | MD-8350 | | | |
| 2200 Diesel, 120 KW | 05/11 → | MD-525 | MD-8350 | | | |
| 2200 Diesel, 140 KW | 05/11 → | MD-525 | MD-8350 | | | |
| 2200 Diesel, 147 KW | 03/12 → | MD-525 | MD-8350 | | | |
| 2700 Diesel V6, AJD-V6, 152 KW | 03/08 → | MD-611 | MD-8350 | SP-1273 | | |
| 3000 Diesel V6, 155 KW | 02/10 → | MD-667 | MD-8350 | | | |
| 3000 Diesel V6, 177 KW | 05/09 → | MD-667 | MD-8350 | | | |

JAGUAR

| XF (08-) | | | | | |
|--|---------------|------------------|---------|---------|--|
| 3000 S Diesel V6, 202 KW | 05/09 → | MD-667 | MD-8350 | | |
| 3000 V6 Kompressor, 250 KW | 03/12 → | | MD-8350 | | |
| 3000 V6, AJ-V6, 175 KW | 03/08 → | SP-978 | MD-8350 | SP-2130 | |
| 4200 V8 Kompressor, AJ34, 306 KW | 03/08 → | SP-1381 | MD-8350 | SP-2130 | |
| 4200 V8, AJ34, 219 KW | 03/08 → | SP-1381 | MD-8350 | SP-2130 | |
| 5000 V8 Kompressor, 346 KW | 01/09 → | | MD-8350 | SP-2130 | |
| 5000 V8 Kompressor, 375 KW | 06/09 → | | MD-8350 | SP-2130 | |
| 5000 V8, 283 KW | 06/09 → | | MD-8350 | SP-2130 | |
| 5000 XFR-S, 405 KW | 10/12 → | | MD-8350 | | |
| XJ 12 (72-92) | | | | | |
| 5300i V12, 194 KW | 10/86 → 12/92 | SP-890 | | SP-2003 | |
| 5300i V12, 211 KW | 05/75 → 12/82 | MD-149 | | | |
| 6000i V12, 8C, 229 KW | 03/93 → 11/94 | SP-950 | MD-9432 | SP-2003 | |
| XJ 6 (68-94) | | | | | |
| 2900i | 10/85 → 09/89 | SP-950 | MD-9432 | SP-2022 | |
| 3200i | 01/90 → 11/93 | SP-890 | MD-9432 | | |
| 3200i 155KW | 11/93 → | SP-890 | MD-9432 | SP-2083 | |
| 3400i | 01/79 → 01/86 | SP-950 | MD-304 | | |
| 3600i | 01/86 → 08/89 | SP-950 | MD-9432 | SP-2022 | |
| 4000i | 01/89 → | SP-950 | MD-9432 | SP-2022 | |
| 4200i | 01/75 → 12/86 | SP-950 | MD-304 | SP-2003 | |
| XJ 8 (94-) | | | | | |
| 3200i, AJ-V8, 174 KW | 07/97 → | SP-1117 | MD-9718 | SP-2083 | |
| 4000i, AJ27, 209 KW | 07/97 → 05/03 | SP-1117 | MD-9718 | SP-2083 | |
| 4200 V8 Super, AJ34, 291 KW | 09/05 → | SP-1381 | MD-8350 | SP-2083 | |
| Comments: MD-8350: Quantity 2. | | | | | |
| XJ/XJR (03-) | | | | | |
| 2700 V6 Diesel (XJ6), AJD-V6, 152 KW | 07/05 → 03/09 | MD-611 | MD-8350 | SP-1273 | |
| 3000 V6 (XJ6), AJ-V6, 175 KW | 04/03 → 03/09 | SP-978 | MD-8350 | | |
| 3500 V8 (XJ8), AJV8, 190 KW | 04/03 → 03/09 | SP-1381 | MD-8350 | | |
| Comments: MD-8350: Quantity 2 | | | | | |
| 4200 V8 (XJ8), AJ34, 219 KW | 04/03 → 03/09 | SP-1381 | MD-8350 | | |
| Comments: MD-8350: Quantity 2 | | | | | |
| 4200 V8 Kompressor (XJR), 306 KW | 04/07 → | SP-1381 | MD-8350 | | |
| Comments: MD-8350: Quantity 2 | | | | | |
| 4200 V8 Kompressor (XJR/XJ8 Super), AJ34, 291 KW | 04/03 → 03/09 | SP-1381 | MD-8350 | | |
| Comments: MD-8350: Quantity 2 | | | | | |
| XJ/XJR (10-) | | | | | |
| 2000, 177 KW | 05/12 → | | MD-8350 | | |
| 3000 V6 Kompressor, 250 KW | 03/12 → | | MD-8350 | | |
| 3000 V6 Diesel, 202 KW | 01/10 → | MD-667 | MD-8350 | | |
| 5000 V8 Kompressor, 375 KW | 01/10 → | | MD-8350 | | |
| 5000 V8, 283 KW | 01/10 → | | MD-8350 | | |
| 5000 V8, 346 KW | 01/10 → | | MD-8350 | | |
| XJR (92-) | | | | | |
| 4000i, AJ16, 235 KW | 11/94 → 07/97 | SP-890 | MD-9432 | | |
| 6000i V12, 8C, 229 KW | 03/93 → 11/94 | SP-950 | MD-9432 | SP-2003 | |
| XJS (75-96) | | | | | |
| 3600i, AJ6, 9DPALA, 136-156 KW | 10/83 → 05/92 | SP-950 SP-890 | | SP-2003 | |
| 4000i, 9EPCNA, 9LPFRB, 16-171 KW | 05/91 → 03/96 | SP-950 | MD-5236 | SP-2022 | |
| 5300i, 8C,8S,8D,V12, 194-217 KW | 09/75 → 08/93 | SP-890 | | SP-2003 | |
| 6000i, 8D 222KW | 05/99 → 03/96 | SP-950 | MD-5236 | SP-2003 | |
| XK 150 (51-61) | | | | | |
| 3500, 6 cylinder | 01/57 → 01/61 | MD-003 | | | |
| XK 8 (96-07) | | | | | |
| 4000i Cabrio, AJ27, 216KW | 09/96 → 09/02 | SP-1117 | MD-9718 | SP-2083 | |
| 4000i, AJ27, 216-267KW | 02/96 → 09/02 | SP-1117 | MD-9718 | SP-2083 | |

JAGUAR

XK 8 (96-07)

| | | | | | | |
|-------------------------|---------------|---------|---------|---------|--|--|
| 4200i R, AJ34SC, 291 KW | 08/02 → 02/03 | SP-1117 | MD-9718 | SP-2083 | | |
|-------------------------|---------------|---------|---------|---------|--|--|

Comments: SP-1117: To chassis no. A30644

| | | | | | | |
|--|---------------|---------|---------|---------|--|--|
| | 03/03 → 03/06 | SP-1381 | MD-9718 | SP-2083 | | |
|--|---------------|---------|---------|---------|--|--|

Comments: SP-1381: From chassis no. A30645

| | | | | | | |
|---------------------|---------------|---------|---------|---------|--|--|
| 4200i, AJ34, 219 KW | 08/02 → 02/03 | SP-1117 | MD-9718 | SP-2083 | | |
|---------------------|---------------|---------|---------|---------|--|--|

Comments: SP-1117: To chassis no. A30644

| | | | | | | |
|--|---------------|---------|---------|---------|--|--|
| | 03/03 → 03/06 | SP-1381 | MD-9718 | SP-2083 | | |
|--|---------------|---------|---------|---------|--|--|

Comments: SP-1381: From chassis no. A30645

XK/XKR (06-)

| | | | | | | |
|----------------------------|---------|---------|--|---------|--|--|
| 3500 V8 (XK), AJV8, 190 KW | 07/07 → | SP-1381 | | SP-2176 | | |
|----------------------------|---------|---------|--|---------|--|--|

| | | | | | | |
|----------------------|---------|---------|--|---------|--|--|
| 4200 V8 (XK), 219 KW | 03/06 → | SP-1381 | | SP-2176 | | |
|----------------------|---------|---------|--|---------|--|--|

| | | | | | | |
|----------------------------------|---------|---------|--|---------|--|--|
| 4200 V8 Kompressor (XKR), 306 Kw | 03/06 → | SP-1381 | | SP-2176 | | |
|----------------------------------|---------|---------|--|---------|--|--|

| | | | | | | |
|---------------------|---------|--|--|---------|--|--|
| 5000 V8 (XK), 283Kw | 05/09 → | | | SP-2176 | | |
|---------------------|---------|--|--|---------|--|--|

| | | | | | | |
|----------------------|---------|--|--|---------|--|--|
| 5000 V8 (XKR), 390Kw | 09/10 → | | | SP-2176 | | |
|----------------------|---------|--|--|---------|--|--|

| | | | | | | |
|----------------------------------|---------|--|--|---------|--|--|
| 5000 V8 Kompressor (XKR), 375 Kw | 05/09 → | | | SP-2176 | | |
|----------------------------------|---------|--|--|---------|--|--|

| | | | | | | |
|------------------------------------|---------|--|--|--|--|--|
| 5000 V8 Kompressor (XKR-S), 405 KW | 01/11 → | | | | | |
|------------------------------------|---------|--|--|--|--|--|

JEEP

Cherokee I (86-01)

| | | | | | | |
|--------------------|---------------|--------|---------|--|--|--|
| 2100TD, J8S, 64 KW | 01/88 → 12/93 | SP-952 | MD-5038 | | | |
|--------------------|---------------|--------|---------|--|--|--|

| | | | | | | |
|---------------|---------------|--------|---------|---------|--|--|
| 2500 TD, 85KW | 01/88 → 11/01 | SP-812 | MD-5038 | SP-1376 | | |
|---------------|---------------|--------|---------|---------|--|--|

| | | | | | | |
|--------------------------|---------------|--------|---------|---------|--|--|
| 2500 TD, M51, M52, 89 KW | 10/95 → 11/01 | SP-812 | MD-9390 | SP-1376 | | |
|--------------------------|---------------|--------|---------|---------|--|--|

| | | | | | | |
|------------|---------------|--------|--|--|--|--|
| 2500i 87KW | 02/97 → 11/01 | SP-977 | | | | |
|------------|---------------|--------|--|--|--|--|

| | | | | | | |
|------------------|---------------|--------|---------|---------|--|--|
| 2500i, EPE, 90KW | 01/92 → 05/96 | SP-977 | MD-9172 | SP-2109 | | |
|------------------|---------------|--------|---------|---------|--|--|

| | | | | | | |
|--------------------|---------------|--------|---------|--|--|--|
| 4000i, ERH, 136 KW | 01/97 → 11/01 | SP-977 | MD-9172 | | | |
|--------------------|---------------|--------|---------|--|--|--|

| | | | | | | |
|---------------------|---------------|--------|---------|---------|--|--|
| 4000i, M400L, 131KW | 10/86 → 09/90 | SP-977 | MD-9172 | SP-2109 | | |
|---------------------|---------------|--------|---------|---------|--|--|

| | | | | | | |
|-------------------|---------------|--------|--|--|--|--|
| 4000i, MX, 135 KW | 12/91 → 11/01 | SP-977 | | | | |
|-------------------|---------------|--------|--|--|--|--|

Cherokee II (01-)

| | | | | | | |
|--------------|---------|--------|--|--|---------|--|
| 2400, 108 KW | 01/02 → | SP-845 | | | MS-6227 | |
|--------------|---------|--------|--|--|---------|--|

| | | | | | | |
|-------------------------------|---------------|--------|---------|--|---------|--|
| 2500 CRD Turbo Diesel, 105 KW | 10/01 → 06/03 | MD-511 | MD-8036 | | MS-6227 | |
|-------------------------------|---------------|--------|---------|--|---------|--|

| | | | | | | |
|--|--|--------|--|--|--|--|
| | | SP-812 | | | | |
|--|--|--------|--|--|--|--|

| | | | | | | |
|------------------------------|---------------|--------|---------|--|---------|--|
| 2800 CRD TurboDiesel, 110 KW | 05/03 → 05/05 | SP-812 | MD-8036 | | MS-6227 | |
|------------------------------|---------------|--------|---------|--|---------|--|

| | | | | | | |
|------------------------------|---------------|--------|---------|---------|---------|--|
| 2800 CRD TurboDiesel, 120 KW | 04/05 → 12/06 | SP-812 | MD-8036 | SP-1297 | MS-6227 | |
|------------------------------|---------------|--------|---------|---------|---------|--|

| | | | | | | |
|--|---------|--|---------|---------|---------|--|
| | 01/07 → | | MD-8036 | SP-1297 | MS-6227 | |
|--|---------|--|---------|---------|---------|--|

| | | | | | | |
|------------------|---------|---------|---------|--|---------|--|
| 3700i V6, 150 KW | 09/03 → | SP-1244 | MD-8036 | | MS-6227 | |
|------------------|---------|---------|---------|--|---------|--|

| | | | | | | |
|------------------|---------|---------|---------|--|---------|--|
| 3700i V6, 155 KW | 10/01 → | SP-1244 | MD-8036 | | MS-6227 | |
|------------------|---------|---------|---------|--|---------|--|

Cherokee III (08-)

| | | | | | | |
|--------------------------|---------|--|---------|--|--|--|
| 2800 CRD, 130 KW, 177 KW | 03/08 → | | MD-8458 | | | |
|--------------------------|---------|--|---------|--|--|--|

| | | | | | | |
|------------------|---------|---------|---------|--|--|--|
| 3700i V6, 151 KW | 03/08 → | SP-1244 | MD-5038 | | | |
|------------------|---------|---------|---------|--|--|--|

Cherokee Pioneer (04-05)

| | | | | | | |
|------------------|---------------|--------|---------|--|--|--|
| 2500 CRD, 105 KW | 01/04 → 01/05 | MD-511 | MD-8036 | | | |
|------------------|---------------|--------|---------|--|--|--|

| | | | | | | |
|---------------------|---------------|--------|---------|--|--|--|
| 2800 CRD TD, 110 KW | 01/05 → 09/05 | SP-812 | MD-8036 | | | |
|---------------------|---------------|--------|---------|--|--|--|

CJ-Series (83-87)

| | | | | | | |
|-------------|---------------|--------|---------|--------|--|--|
| 2000, 63 KW | 01/83 → 12/87 | SP-943 | MD-5038 | FF-009 | | |
|-------------|---------------|--------|---------|--------|--|--|

| | | | | | | |
|-----------------------------|---------------|--------|---------|--------|--|--|
| 2100TD BOSCH 109MM/H, 44 KW | 01/83 → 12/87 | SP-952 | MD-5038 | SP-967 | | |
|-----------------------------|---------------|--------|---------|--------|--|--|

| | | | | | | |
|-----------------------------|---------------|--------|---------|--------|--|--|
| 2100TD BOSCH 123MM/H, 44 KW | 01/83 → 12/87 | SP-952 | MD-5038 | SP-966 | | |
|-----------------------------|---------------|--------|---------|--------|--|--|

| | | | | | | |
|--------------------|---------------|--------|---------|---------|--|--|
| 2400 Diesel, 44 KW | 01/83 → 12/89 | SP-899 | MD-9400 | SP-2109 | | |
|--------------------|---------------|--------|---------|---------|--|--|

| | | | | | | |
|-------------|---------------|--|---------|--|--|--|
| 2500, 78 KW | 01/84 → 12/87 | | MD-9400 | | | |
|-------------|---------------|--|---------|--|--|--|

Comander XH (06-)

| | | | | | | |
|----------------------|---------|--------|---------|---------|--|--------|
| 3000 CRD, EX, 160 KW | 07/06 → | MD-529 | MD-8036 | SP-1298 | | TR-013 |
|----------------------|---------|--------|---------|---------|--|--------|

| | | | | | | |
|-----------------|---------|--|--|--|--|--|
| 3700 V6, 157 KW | 09/05 → | | | | | |
|-----------------|---------|--|--|--|--|--|

| | | | | | | |
|---------------------|---------------|--------|---------|--|--|--|
| 4700 V8, EV, 170 KW | 07/06 → 12/07 | SP-977 | MD-8036 | | | |
|---------------------|---------------|--------|---------|--|--|--|

| | | | | | | |
|--------------------------|---------|--------|---------|--|--|--|
| 5700 V8 HEMI, EZ, 240 KW | 07/06 → | SP-977 | MD-8036 | | | |
|--------------------------|---------|--------|---------|--|--|--|

Compass (06-)

| | | | | | | |
|------------------|---------|--|---------|--|----------|--|
| 2000 16V, 115 KW | 03/11 → | | MD-5330 | | MS-6381C | |
|------------------|---------|--|---------|--|----------|--|








| | | | | | | |
|------------------|---------|--------|---------|---------|----------|--|
| 2000 CRD, 103 KW | 09/06 → | MD-437 | MD-8428 | SP-1371 | MS-6381C | |
|------------------|---------|--------|---------|---------|----------|--|

| | | | | | | |
|-----------------|---------|--------|---------|---------|----------|--|
| 2000 CRD, 88 KW | 09/06 → | MD-437 | MD-8428 | SP-1371 | MS-6381C | |
|-----------------|---------|--------|---------|---------|----------|--|

| | | | | | | |
|------------------|---------|--------|--|--|----------|--|
| 2200 CRD, 100 KW | 05/11 → | MD-683 | | | MS-6381C | |
|------------------|---------|--------|--|--|----------|--|

| | | | | | | |
|------------------|---------|--------|--|---------|----------|--|
| 2200 CRD, 120 KW | 03/11 → | MD-683 | | SP-1370 | MS-6381C | |
|------------------|---------|--------|--|---------|----------|--|

|  |  |  OIL |  AIR |  FUEL |  CABIN |  OTHER |
|---|--|--|--|---|--|--|
| JEEP | | | | | | |
| Compass (06-) | | | | | | |
| 2400 16V, 125 KW | 09/06 → 02/11 | SP-960 | MD-8496 | | MS-6381C | |
| Grand Cherokee I (91-99) | | | | | | |
| 2500TD, M51, 85 KW | 10/95 → 04/99 | SP-977 | MD-5038 | SP-1376 | | |
| 4000i, 132 KW | 09/91 → 04/99 | SP-977 | MD-9320 | SP-2180 | | |
| 4000i, MX, 135 KW | 09/91 → 04/99 | SP-977 | MD-9320 | SP-2109 | | |
| 4000i, S01, 130KW | 10/95 → 04/99 | SP-977 | MD-9320 | SP-2109 | | |
| 5200i, 155 KW | 01/92 → 04/99 | SP-977 | MD-9320 | SP-2180 | | |
| 5200i, Y, 158KW | 09/92 → 04/99 | SP-977 | MD-9320 | SP-2109 | | |
| 5200i, Y01, 156KW | 10/95 → 04/99 | SP-977 | MD-9320 | SP-2180 | | |
| 5900i, 177 KW | 08/97 → 04/99 | SP-977 | MD-9320 | | | |
| Grand Cherokee II (99-05) | | | | | | |
| 2700 CRD,OM612, 120 KW | 09/01 → 07/05 | MD-337D | MD-9320 | SP-1308 | MS-6227 | |
| 3100 TD, VM Diesel, 103 KW | 04/98 → 12/00 | | MD-9320 | | MS-6227 | |
| | 01/01 → 11/01 | MD-353 | MD-9320 | | MS-6227 | |
| 4000i, 140 KW | 04/99 → 07/05 | SP-977 | MD-9320 | SP-2172 | MS-6227 | |
| 4700i V8, 162 KW | 01/00 → 07/05 | SP-977 | MD-9320 | SP-2172 | MS-6227 | |
| 4700i V8, 166 KW | 04/99 → 06/00 | SP-977 | MD-8036 MD-9320 | SP-2172 | MS-6227 | |
| 4700i V8, 167 KW | 07/03 → 07/05 | SP-977 | MD-9320 | | MS-6227 | |
| 4700i V8, 190 KW | 09/01 → 07/05 | SP-977 | MD-9320 | SP-2172 | MS-6227 | |
| Grand Cherokee III (05-) | | | | | | |
| 3000 CRD V6, OM642, 160 KW | 06/05 → | MD-529 | MD-8036 | SP-1298 | MS-6227 | TR-013 |
| 3000 CRD,155 KW | 05/06 → | MD-529 | MD-8036 | SP-1298 | MS-6227 | |
| 3700 V6, 157 KW | 06/05 → | | | | | |
| 4700 V8, 170 KW | 06/05 → 12/08 | SP-1084 | MD-8036 | | MS-6227 | |
| 5700 V8 HEMI, 259 KW | 01/09 → | SP-1084 | MD-8036 | | MS-6227 | |
| 5700 V8 HEMI, 240 KW | 06/05 → 12/08 | SP-1084 | MD-8036 | | MS-6227 | |
| | 06/05 → 12/07 | SP-1084 | MD-8036 | | MS-6227 | |
| 6100 V8 HEMI SRT8, 313 KW | 03/06 → 12/07 | SP-1084 | MD-8036 | | MS-6227 | |
| Grand Cherokee IV (10-) | | | | | | |
| 3000 CRD, 140 KW | 05/11 → | | | | MS-6430 | |
| 3000 CRD, 177 KW | 05/11 → | | | | MS-6430 | |
| 3600 V6, 210 KW | 12/10 → | MD-705 | | | MS-6430 | |
| 5700 V8 HEMI, 259 KW | 12/10 → | SP-1084 | | | MS-6430 | |
| 6400 V8 (SR-T), 344 KW | 03/12 → | SP-1084 | | | MS-6430 | |
| Liberty I (01-) | | | | | | |
| 2400i, 115KW | 01/01 → | SP-845 | | | | |
| 2500 CRD TurboDiesel, 104 KW | 01/01 → 06/03 | MD-511 | MD-8036 | | | |
| 2800 CRD TD, 110 KW | 05/03 → 05/05 | SP-812 | MD-8036 | | | |
| 2800 CRD TD, 120 KW | 04/05 → 12/06 | SP-812 | MD-8036 | | | |
| | 01/07 → | | MD-8036 | | | |
| 3700i V6, 150KW | 09/03 → | SP-1244 | MD-8036 | | | |
| 3700i V6, 157KW | 01/01 → | SP-1244 | MD-8036 | | | |
| Liberty II (08-) | | | | | | |
| 2800 CRD, 130 KW | 03/08 → | MD-8458 | | | MS-6389 | |
| 3700i V6, 151 KW | 03/08 → | SP-1348 | MD-8036 | | MS-6389 | |
| Patriot (07-) | | | | | | |
| 2000 16V, 115 KW | 03/11 → | | | | MS-6381C | |
| 2000 CRD, 103 KW | 10/07 → | MD-437 | MD-8428 | SP-1371 | MS-6381C | |
| 2000 CRD, 88 KW | 10/07 → | MD-437 | MD-8428 | SP-1371 | MS-6381C | |
| 2200 CRD, 120 KW | 02/11 → | MD-683 | | | MS-6381C | |
| 2200 CRD, 120KW | 03/11 → | MD-683 | | SP-1370 | MS-6381C | |
| 2400 16V, 125 KW | 10/07 → | | | | MS-6381C | |
| Wrangler I (88-96) | | | | | | |
| 2400i, 76KW | 01/88 → 12/91 | SP-943 | MD-9400 | SP-2109 | | |
| 2500i, 89KW | 12/91 → 08/96 | SP-977 | MD-9400 | SP-2109 | | |
| 4000i, 131KW | 12/91 → 09/96 | SP-977 | MD-9400 | SP-2109 | | |
| Wrangler II (96-) | | | | | | |

|  |  |  OIL |  AIR |  FUEL |  CABIN |  OTHER |
|---|--|--|--|---|--|--|
| JEEP | | | | | | |
| Wrangler II (96-) | | | | | | |
| 2400i 105KW | 11/02 → | SP-845 | MD-8326 | | | |
| 2500i 89KW | 08/92 → 08/96 | SP-977 | MD-9172 | SP-2109 | | |
| 2500i, P00, 87KW | 08/96 → | SP-943 | MD-9400 | | | |
| 3800, 146 KW | 03/07 → | SP-845 | | | | |
| 4000i 124-130KW | 09/96 → | SP-977 | MD-9392 | SP-2109 | | |
| 4000i 128 KW | 09/03 → | SP-977 | | | | |
| Wrangler III (07-) | | | | | | |
| 2800 CRD, 130 KW | 04/07 → | | MD-8582 | | | |
| 2800 CRD, 147 KW | 10/10 → | | MD-8582 | | | |
| 3600 V6, ERB, 209 KW | 10/11 → | MD-705 | | | | |
| 3800i V6, 151 KW | 08/10 → | SP-892 | MD-8484 | | | |
| KIA MOTORS | | | | | | |
| Besta (93-) | | | | | | |
| 2200 D, 48 KW | 06/93 → | SP-925 SP-934 | MD-9596 | SP-1003 | | |
| Comments: SP-925: Secondary flow, SP-934: Primary flow. | | | | | | |
| Bongo III (04-) | | | | | | |
| 2400 TDCi, D4BH, 69 KW | 01/04 → | SP-1228 | | SP-1263 | | |
| 2500 TDCi, D4CB, 98 KW | 01/04 → | SP-1228 | | SP-1263 | | |
| 2900 TDCi, 90 KW | 01/04 → | SP-1228 | | | | |
| Carens I (00-06) | | | | | | |
| 1600 16V, 77 KW | 07/02 → 09/06 | SP-1002 | MD-9578 | | MS-6286 | |
| 1800 16V, 81 KW | 10/00 → 08/02 | SP-1002 | MD-9578 | | | |
| 1800 16V, 93 KW | 07/02 → 09/06 | SP-1002 | MD-9578 | SP-2128 | MS-6286 | |
| 2000 16V, 102 KW | 09/04 → 09/06 | SP-934 | MD-9578 | | MS-6286 | |
| 2000 CRDi, 83 KW | 07/02 → 09/06 | MD-511 SP-1274 | MD-9578 | SP-1239 | MS-6286 | |
| Comments: SP-1274: For Right Hand Drive applications. | | | | | | |
| Carens II (06-) | | | | | | |
| 1600 16V D2, 93 KW | 06/09 → | SP-934 | | | MS-6307 | |
| 1600 CRDi, 94 KW | 06/10 → | MD-687 | | SP-1378 | MS-6307 | |
| 1600 CVVT, 97 KW | 08/09 → | SP-934 | | | MS-6307 | |
| 2000 16V, G4KA, 107 KW | 10/06 → | SP-934 | MD-8256 | SP-2128 | MS-6307 | |
| 2000 CRDi, 100 KW | 08/09 → | MD-589 | | | MS-6307 | |
| 2000 CRDi, 85 KW | 05/07 → | | | | MS-6307 | |
| 2000 CRDi, D4EA, 103 KW | 10/06 → | MD-511 | MD-8330 | SP-1239 | MS-6307 | |
| | 11/06 → | MD-511 | MD-8330 | SP-1378 | MS-6307 | |
| Carens III (13-) | | | | | | |
| 1600 GDi, 99 KW | 03/13 → | | | | MS-6348 | |
| 1700 CRDi, 100 KW | 03/13 → | MD-687 | | SP-1378 | MS-6348 | |
| 1700 CRDi, 85 KW | 03/13 → | MD-687 | | SP-1378 | MS-6348 | |
| 2000 GDi, 122 KW | 03/13 → | | | | MS-6348 | |
| 2000 GDi, 130 KW | 03/13 → | | | | MS-6348 | |
| Carnival I (99-01) | | | | | | |
| 2500 V6, 121 KW | 08/99 → 10/01 | SP-1001 | | SP-2044 | MS-6287 | |
| 2900 TD, 93 KW | 08/99 → | SP-997 | MD-8252 | SP-1003 | MS-6287 | |
| Carnival II (01-06) | | | | | | |
| 2500 V6, 110 KW | 09/01 → 06/06 | SP-1001 | MD-8254 | SP-2044 | MS-6287 | |
| 2900 CRDi, 106 KW | 09/01 → 11/01 | SP-1228 | MD-8252 | SP-970 | MS-6287 | |
| | 12/01 → 06/06 | SP-1228 | MD-8252 | SP-1263 | MS-6287 | |
| 3500 V6, 143 KW | 07/02 → 06/06 | SP-1001 | MD-8254 | | MS-6287 | |
| Carnival III (06-) | | | | | | |
| 2200 CRDi, 110 KW | 01/10 → | MD-697 | MD-8316 | SP-1285 | MS-6327 | |
| 2200 CRDi, 143 KW | 01/10 → | MD-697 | MD-8316 | SP-1285 | MS-6327 | |
| 2700 V6, G6EA, 139 KW | 07/06 → | SP-934 | MD-8316 | | MS-6327 | |
| 2900 CRDi, J3, 136 KW | 07/06 → | SP-1228 | MD-8316 | SP-1263 | MS-6327 | |
| Cee'd I (07-) | | | | | | |

KIA MOTORS

Cee'd I (07-)

| | | | | | | |
|--|---------------|--------|---------|---------|--------------------|--|
| 1400 16V, 80 KW | 01/07 → | SP-934 | MD-8336 | FF-072 | MS-6365 MS-6397 | |
| Comments: MS-6397: Right Hand Drive, MS-6365: Left Hand Drive. | | | | | | |
| 1400 CVVT, 66 KW | 10/10 → | SP-934 | MD-8336 | FF-072 | MS-6365 MS-6397 | |
| Comments: MS-6397: Right Hand Drive, MS-6365: Left Hand Drive. | | | | | | |
| 1400, 77 KW | 10/10 → | SP-934 | MD-8336 | FF-072 | MS-6365 MS-6397 | |
| Comments: MS-6397: Right Hand Drive, MS-6365: Left Hand Drive. | | | | | | |
| 1600 16V, 90KW | 01/07 → | SP-934 | MD-8336 | FF-072 | MS-6365 MS-6397 | |
| Comments: MS-6397: Right Hand Drive, MS-6365: Left Hand Drive. | | | | | | |
| 1600 16V, 92 KW | 09/07 → | SP-934 | MD-8336 | FF-072 | MS-6365 MS-6397 | |
| Comments: MS-6397: Right Hand Drive, MS-6365: Left Hand Drive. | | | | | | |
| 1600 CRDi, 66KW | 01/07 → 07/09 | MD-579 | MD-8336 | SP-1285 | MS-6365 MS-6397 | |
| Comments: MS-6397: Right Hand Drive, MS-6365: Left Hand Drive. | | | | | | |
| | 08/09 → 09/10 | MD-687 | MD-8336 | SP-1285 | MS-6365 MS-6397 | |
| Comments: MS-6397: Right Hand Drive, MS-6365: Left Hand Drive. | | | | | | |
| | 10/10 → | MD-687 | MD-8336 | | MS-6365 MS-6397 | |
| Comments: MS-6397: Right Hand Drive, MS-6365: Left Hand Drive. | | | | | | |
| 1600 CRDi, 85KW | 01/07 → 07/09 | MD-579 | MD-8336 | SP-1285 | MS-6365 MS-6397 | |
| Comments: MS-6397: Right Hand Drive, MS-6365: Left Hand Drive. | | | | | | |
| | 08/09 → 09/10 | MD-687 | MD-8336 | SP-1285 | MS-6365 MS-6397 | |
| Comments: MS-6397: Right Hand Drive, MS-6365: Left Hand Drive. | | | | | | |
| | 10/10 → | MD-687 | MD-8336 | | MS-6365 MS-6397 | |
| Comments: MS-6397: Right Hand Drive, MS-6365: Left Hand Drive. | | | | | | |
| 1600 CRDi, 94KW | 10/10 → | MD-687 | MD-8336 | | MS-6365 MS-6397 | |
| Comments: MS-6397: Right Hand Drive, MS-6365: Left Hand Drive. | | | | | | |
| 1600 CVVT, DOHC MPI, 85 KW | 09/07 → | SP-934 | MD-8336 | | MS-6365 MS-6397 | |
| Comments: MS-6397: Right Hand Drive, MS-6365: Left Hand Drive. | | | | | | |
| 1600, 93 KW | 02/08 → | SP-934 | MD-8336 | | MS-6365 MS-6397 | |
| Comments: MS-6397: Right Hand Drive, MS-6365: Left Hand Drive. | | | | | | |
| 2000 16V, 105KW | 01/07 → | SP-934 | MD-8336 | FF-072 | MS-6365 MS-6397 | |
| Comments: MS-6397: Right Hand Drive, MS-6365: Left Hand Drive. | | | | | | |
| 2000 CRDi, 103KW | 01/07 → | MD-589 | MD-8336 | SP-1285 | MS-6365 MS-6397 | |
| Comments: MS-6397: Right Hand Drive, MS-6365: Left Hand Drive. | | | | | | |

Cee'd II (12-)


| | | | | | | |
|-----------------------|---------|--------|---------|---------|---------|--|
| 1400 CRDi, 66 KW | 05/12 → | MD-687 | MD-8634 | SP-1285 | MS-6348 | |
| 1400 CVVT, 73 KW | 06/12 → | | | | MS-6348 | |
| 1600 CRDi, 81 KW | 05/12 → | MD-687 | MD-8634 | SP-1285 | MS-6348 | |
| 1600 CRDi, 94 KW | 05/12 → | MD-687 | MD-8634 | SP-1285 | MS-6348 | |
| 1600 Gamma MPI, 96 KW | 05/12 → | | | | MS-6348 | |
| 1600 GDI, 99 KW | 05/12 → | | | | MS-6348 | |

Cerato I (04-)

| | | | | | | |
|------------------------|---------|--------|---------|---------|---------|--|
| 1500 CRDi, 54 KW | 07/05 → | MD-579 | MD-9570 | SP-1288 | MS-6327 | |
| 1500 CRDi, 66 KW | 09/05 → | MD-579 | | SP-1285 | MS-6327 | |
| 1500 CRDi, 75 KW | 09/05 → | MD-579 | MD-9570 | SP-1288 | MS-6327 | |
| 1600, 77 KW | 04/04 → | SP-934 | MD-9570 | SP-1285 | MS-6327 | |
| 1600, CRDi D4FB, 85 KW | 06/05 → | MD-579 | | | MS-6327 | |
| 1600, G4FC, 90 KW | 05/06 → | SP-934 | | | MS-6327 | |
| 2000 CRDi, 66 KW | 04/04 → | MD-511 | MD-9570 | SP-1239 | MS-6327 | |

KIA MOTORS

| Cerato I (04-) | | | | | | |
|-------------------------|---------------|---------|---------|---------|---------|--|
| 2000 CRDi, 83 KW | 04/04 → | MD-511 | MD-9570 | SP-1285 | MS-6327 | |
| 2000, 105 KW | 04/04 → | SP-934 | MD-9570 | SP-1285 | MS-6327 | |
| Cerato II (08-) | | | | | | |
| 1600 (TD), 93 KW | 09/08 → | SP-934 | MD-8336 | | MS-6307 | |
| 2000 (TD), 115 KW | 09/08 → | SP-934 | MD-8336 | | MS-6307 | |
| Clarus | | | | | | |
| 1800i 85KW | 02/96 → | SP-1002 | MD-9580 | | | |
| 2000i 98KW | 02/96 → | SP-1001 | MD-9580 | SP-2116 | | |
| Credos | | | | | | |
| 2000i 109KW | 09/96 → | SP-1001 | | | | |
| Joice (00-) | | | | | | |
| 2000, 102 KW | 03/00 → | SP-934 | MD-9862 | | | |
| 2000, 88 KW | 09/01 → | SP-934 | MD-9862 | | | |
| K-Series (99-) | | | | | | |
| 2500 2.5 Diesel, 69 KW | 01/03 → 09/04 | SP-1228 | MD-5172 | SP-970 | | |
| | 10/04 → | SP-1228 | | SP-970 | | |
| 2700 1.7 Diesel, 59 KW | 10/99 → 12/99 | | MD-5172 | SP-1003 | | |
| | 01/00 → 03/00 | SP-1228 | MD-5172 | SP-1003 | | |
| | 04/00 → 12/03 | SP-1228 | MD-5172 | SP-970 | | |
| 2900 CRDI, J3, 92 KW | 01/04 → | SP-1228 | | SP-970 | | |
| | 02/08 → | SP-1228 | | SP-1263 | | |
| Leo | | | | | | |
| 1500, 59KW | 01/95 → 01/00 | SP-1002 | MD-9970 | SP-2027 | | |
| 1800i, 16V, 82KW | 01/95 → 01/00 | SP-1002 | MD-9970 | SP-2027 | | |
| Magentis I (01-06) | | | | | | |
| 2000 16V, 100 KW | 03/01 → 09/05 | SP-934 | MD-9782 | SP-2079 | MS-6239 | |
| | 10/05 → 02/06 | SP-934 | MD-9782 | SP-2079 | MS-6236 | |
| 2500 V6 24V, 124 KW | 03/01 → 09/05 | SP-934 | MD-9782 | SP-2079 | MS-6239 | |
| | 10/05 → 02/06 | SP-934 | MD-9782 | SP-2079 | MS-6326 | |
| Magentis II (06-08) | | | | | | |
| 2000 16V, G4KA, 106 KW | 02/06 → 12/08 | SP-934 | MD-8098 | | MS-6326 | |
| 2000 CRDi, D4EA, 103 KW | 02/06 → 12/08 | MD-589 | MD-8330 | SP-1288 | MS-6326 | |
| 2700 V6, G6EA, 188 KW | 03/06 → 12/08 | SP-934 | MD-8098 | | MS-6326 | |
| Magentis III (09-) | | | | | | |
| 2000 16V, 121 KW | 01/09 → | SP-934 | | | MS-6431 | |
| 2000 CRDi, 110 KW | 01/09 → | MD-589 | | | MS-6431 | |
| 2700 V6, 142 KW | 01/09 → | SP-934 | MD-8098 | | MS-6431 | |
| Mohave (08-) | | | | | | |
| 3000, 184 KW | 01/08 → | | | | MS-6327 | |
| 3800, 202 KW | 01/08 → | MD-687 | | | MS-6327 | |
| Opirus (03-) | | | | | | |
| 3500 V6, 145 KW | 03/03 → | SP-934 | MD-8466 | | MS-6367 | |
| 3800 V6, G6DA, 196 KW | 03/07 → | MD-587 | MD-8466 | | MS-6367 | |
| Optima (12-) | | | | | | |
| 1700 CRDi, 100 KW | 04/12 → | MD-687 | | SP-1378 | | |
| 2000 Hybrid, 140 KW | 01/13 → | SP-934 | | | | |
| 2000, 125 KW | 03/12 → | SP-934 | | | | |
| 2000, 204 KW | 03/12 → | SP-934 | | | | |
| 2400 Hybrid, 154 KW | 03/12 → | SP-934 | | | | |
| 2400, 149 KW | 03/12 → | SP-934 | | | | |
| Picanto I (04-11) | | | | | | |
| 1000, 45 KW | 04/04 → 05/11 | SP-1079 | MD-8122 | | MS-6294 | |
| 1000, 46 KW | 11/09 → | SP-1079 | MD-8122 | | MS-6294 | |
| 1100 CRDi, 55 KW | 11/05 → 05/11 | MD-579 | MD-8622 | SP-1285 | MS-6294 | |
| 1100 G4HG, 48 KW | 04/04 → 05/11 | SP-1079 | MD-8122 | | MS-6294 | |
| Picanto II (11-) | | | | | | |
| 1000 LPG, 60 KW | 06/11 → | SP-1002 | | | MS-6294 | |
| 1000, 51 KW | 06/11 → | SP-1002 | | | MS-6294 | |

|  |  |  OIL |  AIR |  FUEL |  CABIN |  OTHER |
|---|--|--|--|---|--|--|
| KIA MOTORS | | | | | | |
| Picanto II (11-) | | | | | | |
| 1200, 63 KW | 06/11 → | | | | MS-6294 | |
| Pregio (96-) | | | | | | |
| 2500 TCi, D4BH, 69 KW | 09/02 → 09/04 | SP-1228 | | SP-970 | | |
| 2700 Diesel, 61 KW | 06/96 → 06/00 | | | SP-1003 | | |
| | 07/00 → | SP-1228 | | SP-1003 | | |
| Pride (90-) | | | | | | |
| 1100i, B1, 38 KW | 01/91 → | SP-937 | MD-9850 | FF-005 | | |
| 1300 16V, B3, 47 KW | 10/96 → 06/99 | SP-1002 | MD-9484 | SP-2115 | | |
| 1300 GLXi, B3, 44 KW | 02/96 → | SP-1002 | MD-9484 | SP-2115 | | |
| 1300 GLXi, B3, 53 KW | 02/96 → 05/97 | SP-1002 | MD-9132 | SP-2115 | | |
| 1300i, 51 KW | 01/90 → | SP-1002 | MD-9484 | SP-2115 | | |
| Retona (00-) | | | | | | |
| 2000 TD, RFTCI, 61 KW | 05/00 → | SP-934 SP-925 | MD-9986 | | | |
| Comments: SP-934 primary flow, SP-925 secondary flow | | | | | | |
| 2000i, FED, 94 KW | 05/00 → | SP-1001 | MD-9986 | | | |
| Rio I (00-05) | | | | | | |
| 1300i 16V, 60 KW | 08/02 → 02/05 | SP-1002 | MD-9770 | SP-2152 | MS-6288 | |
| 1300i 16V, B3, 55 KW | 05/00 → 10/05 | SP-1002 | MD-9770 | SP-2152 | MS-6288 | |
| 1500i 16V, 72 KW | 05/00 → 10/05 | SP-1002 | MD-9770 | SP-2152 | MS-6288 | |
| Rio II (05-) | | | | | | |
| 1400i G4EE, 71 KW | 09/05 → | SP-934 | MD-8194 | | MS-6307 | |
| 1500i CRDi, 58 KW | 09/05 → 10/06 | MD-579 | | SP-1288 | MS-6307 | |
| | 11/06 → | MD-579 | | SP-1378 | MS-6307 | |
| 1500i CRDi, D4FA, 81 KW | 09/05 → 10/06 | MD-579 | | SP-1288 | MS-6307 | |
| | 11/06 → | MD-579 | | SP-1378 | MS-6307 | |
| 1600i 16V, G4ED, 82 KW | 09/05 → | SP-934 | MD-8194 | | MS-6307 | |
| Rio III (11-) | | | | | | |
| 1100 CRDi, D3FA, 55 KW | 09/11 → | MD-687 | | SP-1285 | MS-6307 | |
| Comments: MS-6307: Country of vehicle manufacture Korea and Czech Republic. | | | | | | |
| 1250, 63 KW | 09/11 → | | | | MS-6307 | |
| Comments: MS-6307: Country of vehicle manufacture Korea and Czech Republic. | | | | | | |
| 1400 CRDi, 66 KW | 09/11 → | MD-687 | | SP-1285 | MS-6307 | |
| Comments: MS-6307: Country of vehicle manufacture Korea and Czech Republic. | | | | | | |
| 1400, G4FA, 80 KW | 09/11 → | SP-934 | | | MS-6307 | |
| Comments: MS-6307: Country of vehicle manufacture Korea and Czech Republic. | | | | | | |
| 1600 G4FC, 90 KW | 09/11 → | SP-934 | | | MS-6307 | |
| Comments: MS-6307: Country of vehicle manufacture Korea and Czech Republic. | | | | | | |
| Roadster (Elan) (99-) | | | | | | |
| 1800, 100 KW | 08/99 → | SP-1079 | MD-9970 MD-9578 | | | |
| Sephia (93-) | | | | | | |
| 1500i, 59 KW | 02/96 → 12/98 | SP-1002 | MD-9970 | SP-2027 | | |
| 1500i, 65 KW | 02/95 → 09/00 | SP-1002 | MD-9970 | SP-2027 | | |
| 1600i, 59 KW | 01/91 → | SP-1002 | MD-9970 | SP-2027 | | |
| 1800i, 82 KW | 01/97 → 09/00 | SP-1002 | MD-9970 | SP-2027 | | |
| Shuma I (98-01) | | | | | | |
| 1500i 16V, BFD, 65 KW | 04/98 → 05/01 | SP-1002 | MD-9578 | SP-2128 | | |
| 1800i 16V, TED FI, 81 KW | 04/98 → 05/01 | SP-1002 | MD-9578 | SP-2128 | | |
| Shuma II (01-04) | | | | | | |
| 1600i 16V, 75 KW | 03/01 → 04/03 | SP-1079 | MD-9578 | SP-2128 | | |
| 1800i 16V, 84 KW | 01/03 → 08/04 | SP-1079 | MD-9578 | SP-2128 | | |
| Sorento I (02-) | | | | | | |
| 2400, 4G64, 102 KW | 07/02 → 07/06 | SP-934 | MD-8468 | | MS-6239 | |
| 2500 CRDi, 120 KW | 05/06 → | SP-1288 | MD-8608 | SP-1285 | MS-6239 | |
| 2500 CRDi, D4CB, 103 KW | 07/02 → 04/06 | SP-1228 | MD-8128 | SP-1249 | MS-6239 | |
| | 05/06 → 08/06 | SP-1228 | MD-8128 | SP-1288 | MS-6239 | |
| | 09/06 → 11/06 | SP-1228 | MD-8128 | SP-1378 | MS-6239 | |
| | 12/06 → | SP-1228 | MD-8128 | SP-1285 | MS-6239 | |

KIA MOTORS

| Sorento I (02-) | | | | | | |
|--|---------------|-------------------|---------|--------------------|---------|--------|
| 2500 CRDi, D4CB, 125 KW | 12/06 → 06/09 | SP-1228 | MD-8608 | SP-1258 | MS-6239 | |
| | 07/09 → | SP-1228 | MD-8608 | SP-1378 | MS-6239 | |
| 3300 V6, 177 KW | 12/06 → | MD-587 | MD-8608 | | MS-6239 | |
| 3300 V6, G6DB, 182 KW | 08/06 → | MD-587 | MD-8608 | | MS-6239 | |
| 3500 V6, 143 KW | 07/02 → | SP-1001 | MD-8128 | | MS-6239 | |
| Sorento II (09-) | | | | | | |
| 2000 CRDi, 110 KW | 11/10 → 09/12 | MD-697 | MD-8576 | SP-1378 | MS-6327 | |
| | 10/12 → | MD-697 | MD-8576 | | MS-6327 | |
| 2200 CRDi, 145 KW | 11/09 → 09/12 | MD-697 | MD-8576 | SP-1378 | MS-6327 | |
| | 10/12 → | MD-697 | MD-8576 | | MS-6327 | |
| 2400 GDI, 141 KW | 10/12 → | | | | MS-6327 | |
| 2400 MPi, Theta II, 129 KW | 10/12 → | | | | MS-6327 | |
| 2400 VVT, 128 KW | 11/09 → | SP-934 | MD-8468 | | MS-6327 | |
| Soul (09-) | | | | | | |
| 1600 CRDi, 85 KW | 02/09 → | MD-687 | MD-8436 | SP-1285 | MS-6394 | |
| 1600 CRDi, 94 KW | 01/09 → | MD-687 | MD-8436 | SP-1285 | MS-6394 | |
| 1600 CVVT, 77 KW | 02/09 → | SP-934 | MD-8436 | | MS-6394 | |
| 1600i, 93 KW | 02/09 → | SP-934 | MD-8436 | | MS-6394 | |
| 1600i, GDi, 103 KW | 06/11 → | SP-934 | MD-8436 | | MS-6394 | |
| Spectra (05-) | | | | | | |
| 1600i, 75 KW | 01/05 → | SP-1002 | MD-9578 | | | |
| Sportage I (94-05) | | | | | | |
| 2000 TurboDiesel 4WD, RF, 61 KW | 10/97 → 02/05 | SP-925 SP-934 | MD-9574 | | | |
| Comments: SP-925: Secondary flow, SP-934: Primary flow. | | | | | | |
| 2000i 16V, 87 KW | 09/01 → 02/05 | SP-1001 | MD-9980 | SP-2173 | | TR-051 |
| Comments: TR-051: Hydraulic transmission. | | | | | | |
| 2000i 16V, FE, 94 KW | 04/94 → 02/05 | SP-1001 | MD-9980 | SP-2173 SP-2106 | | TR-051 |
| Comments: TR-051: Hydraulic transmission. | | | | | | |
| 2000i, FE, 70 KW | 04/94 → 12/97 | SP-1001 | MD-9980 | SP-2106 | | TR-051 |
| Comments: TR-051: Hydraulic transmission. | | | | | | |
| | 01/98 → 09/99 | SP-1001 | MD-9980 | SP-2173 | | TR-051 |
| Comments: TR-051: Hydraulic transmission. | | | | | | |
| Sportage II (04-10) | | | | | | |
| 2000 CRDi, D4EA, 103 KW | 11/05 → 03/07 | MD-589 | MD-8130 | SP-1285 | MS-6307 | |
| Comments: MS-6307: With air-condition system Left Hand Drive. | | | | | | |
| | 04/07 → 07/10 | MD-589 | MD-8130 | SP-1285 | | |
| 2000 CRDi, D4EA, 110 KW | 09/08 → 07/10 | MD-589 | MD-8130 | SP-1285 | MS-6307 | |
| Comments: MS-6307: With air-condition system Left Hand Drive. | | | | | | |
| 2000 CRDi, D4EA, 83 KW | 12/04 → 03/07 | MD-511 SP-1274 | MD-8130 | SP-1285 | MS-6307 | |
| Comments: SP-1274: Right Hand Drive, MS-6307: With air-condition system Left Hand Drive. | | | | | | |
| | 04/07 → 07/10 | MD-511 SP-1274 | MD-8130 | SP-1285 | | |
| Comments: SP-1274: Right Hand Drive. | | | | | | |
| 2000i, G4GC, 104 KW | 12/04 → 03/07 | SP-934 | MD-8130 | | MS-6307 | |
| Comments: MS-6307: With air-condition system Left Hand Drive. | | | | | | |
| | 04/07 → 07/10 | SP-934 | MD-8130 | | | |
| 2700i V6, G6BA, 129 KW | 12/04 → 03/07 | SP-934 | MD-8130 | | MS-6307 | |
| Comments: MS-6307: With air-condition system Left Hand Drive. | | | | | | |
| | 04/07 → 07/10 | SP-934 | MD-8130 | | | |
| Sportage III (10-) | | | | | | |
| 1600 GDI, 99 KW | 11/10 → | | MD-8508 | | | |
| 1700 CRDi, 85 KW | 11/10 → | MD-687 | MD-8508 | SP-1285 | | |
| 2000 CRDi, 100 KW | 08/10 → | | MD-8508 | | | |
| 2000, CVVT, 120 KW | 08/10 → | | MD-8508 | SP-1285 | | |
| Venga (10-) | | | | | | |
| 1400 16V, 66 KW | 02/10 → | SP-934 | MD-8436 | FF-072 | MS-6411 | |
| 1400 CRDi, 55 KW | 02/10 → | MD-687 | MD-8436 | SP-1378 | MS-6411 | |
| 1400 CRDi, 66 KW | 02/10 → | MD-687 | MD-8436 | SP-1378 | MS-6411 | |

KIA MOTORS

Venga (10-)

| | | | | | | |
|------------------|---------|--------|---------|---------|---------|--|
| 1600 16V, 92 KW | 02/10 → | SP-934 | MD-8436 | FF-072 | MS-6411 | |
| 1600 CRDi, 85 KW | 02/10 → | MD-687 | MD-8436 | SP-1378 | MS-6411 | |
| 1600 CRDi, 94 KW | 02/10 → | MD-687 | MD-8436 | SP-1378 | MS-6411 | |

LADA

110 (95-)

| | | | | | | |
|-----------------------------|---------------|--------|---------|---------|---------|--|
| 1300 Wankel, VAZ-415, 88 KW | 06/97 → 12/97 | SP-806 | MD-9432 | | MS-6353 | |
| 1500 16V, 67 KW | 01/95 → | SP-806 | MD-9432 | SP-2103 | MS-6353 | |
| 1500, 54 KW | 01/95 → | SP-806 | MD-9432 | FF-009 | MS-6353 | |
| 1500, VAZ-2111, 56 KW | 05/95 → | SP-806 | MD-9432 | SP-2103 | MS-6353 | |
| 1600, 60 KW | 01/00 → | SP-806 | MD-9432 | SP-2103 | MS-6353 | |
| 1600, 66 KW | 01/00 → | SP-806 | MD-9432 | SP-2103 | MS-6353 | |
| 2000i 16V, GMC20X3, 110 KW | 01/96 → | SP-935 | MD-9432 | SP-2103 | MS-6353 | |

1118+1119 (05-)

| | | | | | | |
|------------------------------------|---------|--------|---------|--|---------|--|
| 1400 (1117,1118,1119), 66 KW | 11/08 → | SP-806 | MD-9432 | | MS-6405 | |
| 1600 (1118, 1119), VAZ1118.3, 60KW | 03/05 → | SP-806 | MD-9432 | | MS-6405 | |

2101-2102

| | | | | | | |
|------|---------------|--------|--------|--------|--|--|
| 1200 | 01/70 → 06/86 | SP-850 | MD-024 | FF-009 | | |
|------|---------------|--------|--------|--------|--|--|

2101-2107

| | | | | | | |
|------|---------------|--------|--------|--------|--|--|
| 1300 | 08/73 → 01/87 | SP-850 | MD-024 | FF-009 | | |
|------|---------------|--------|--------|--------|--|--|

2103-2105

| | | | | | | |
|------|---------|--------|--------|--------|--|--|
| 1500 | 09/72 → | SP-850 | MD-024 | FF-009 | | |
|------|---------|--------|--------|--------|--|--|

2103-2106

| | | | | | | |
|------|---------|--------|--------|--------|--|--|
| 1600 | 09/72 → | SP-850 | MD-024 | FF-009 | | |
|------|---------|--------|--------|--------|--|--|

2104-2107

| | | | | | | |
|------------|---------|--------|--------|---------|--|--|
| 1700i 62KW | 08/93 → | SP-850 | MD-024 | SP-2024 | | |
|------------|---------|--------|--------|---------|--|--|

2107 Priora (08-)

| | | | | | | |
|-----------------|---------|--------|---------|--|--|--|
| 1600 LPG, 71 KW | 12/08 → | SP-806 | MD-9432 | | | |
| 1600, 72 KW | 12/08 → | SP-806 | MD-9432 | | | |

Aleko

| | | | | | | |
|-------|---------|--------|--|--------|--|--|
| 1800D | 09/90 → | SP-949 | | SP-973 | | |
|-------|---------|--------|--|--------|--|--|

Forma

| | | | | | | |
|-------|---------|--------|--------|---------|--|--|
| 1300 | 05/88 → | SP-850 | MD-024 | FF-009 | | |
| 1300i | 07/90 → | SP-850 | MD-024 | SP-2103 | | |
| 1500 | 07/90 → | SP-850 | MD-024 | FF-009 | | |
| 1500i | 07/90 → | SP-850 | MD-024 | SP-2103 | | |

Granta (11-)

| | | | | | | |
|-----------------------|---------|--------|---------|---------|---------|--|
| 1600, VAZ21126, 59 KW | 12/11 → | SP-806 | MD-9432 | SP-2060 | MS-6405 | |
| 1600, VAZ21126, 64 KW | 12/11 → | SP-806 | MD-9432 | SP-2060 | MS-6405 | |
| 1600, VAZ21126, 66 KW | 12/11 → | SP-806 | MD-9432 | SP-2060 | MS-6405 | |
| 1600, VAZ21126, 72 KW | 12/11 → | SP-806 | MD-9432 | SP-2060 | MS-6405 | |

Kalina (05-)

| | | | | | | |
|----------------------|---------|--------|---------|---------|---------|--|
| 1400 16V, 66 KW | 11/08 → | SP-806 | MD-9432 | | MS-6405 | |
| 1400 16V, LPG, 65 KW | 11/08 → | SP-806 | MD-9432 | | MS-6405 | |
| 1600i 16V, 66 KW | 03/05 → | SP-806 | MD-9432 | SP-2103 | MS-6405 | |
| 1600i, 60 KW | 03/05 → | SP-806 | MD-9432 | SP-2103 | MS-6405 | |

Largus (12-)

| | | | | | | |
|------------------|---------|---------|---------|--|--|--|
| 1600, K4M, 77 KW | 03/13 → | SP-1039 | MD-9492 | | | |
| 1600, K7M, 62 KW | 03/13 → | SP-1039 | | | | |

Nadeschda (97-)

| | | | | | | |
|--------------------------|---------|--------|--------|--|--|--|
| 1700, VAZ-2121.3, 60 KW | 12/97 → | SP-806 | MD-024 | | | |
| 1700, VAZ-2121.4, 59 KW | 12/97 → | SP-806 | MD-024 | | | |
| 1800, VAZ-2130, 60 KW | 12/97 → | SP-806 | MD-024 | | | |
| 1800i, VAZ-2130.1, 67 KW | 12/97 → | SP-806 | MD-024 | | | |

Niva

| | | | | | | |
|------------|---------|--------|--------|--------|--|--|
| 1600 | 01/90 → | SP-850 | MD-024 | FF-009 | | |
| | → 12/89 | SP-907 | MD-024 | FF-009 | | |
| 1700i 59KW | 01/95 → | SP-907 | | | | |

LADA

Niva

| | | | | | | |
|-------|---------|--------|--------|--------|--|--|
| 1900D | 10/93 → | SP-943 | MD-572 | MD-093 | | |
|-------|---------|--------|--------|--------|--|--|

Riva

| | | | | | | |
|------|---|--------|--------|--|--|--|
| 1200 | → | SP-928 | MD-024 | | | |
| 1300 | → | SP-928 | MD-024 | | | |
| 1500 | → | SP-928 | MD-024 | | | |

Samara

| | | | | | | |
|-------|---------------|--------|---------|---------|--|--|
| 1100 | 01/86 → | SP-850 | MD-024 | FF-009 | | |
| 1300 | 01/86 → | SP-850 | MD-024 | FF-009 | | |
| 1300i | 01/95 → | SP-892 | MD-9330 | SP-2103 | | |
| 1500 | 01/86 → 12/93 | SP-850 | MD-024 | FF-009 | | |
| 1500i | 01/95 → | SP-892 | MD-9330 | SP-2103 | | |

LANCIA

A112 (69-86)

| | | | | | | |
|----------------------|---------------|--------|--------|--------|--|--|
| 1000, 29-35 KW | 01/82 → 12/86 | SP-927 | MD-044 | FF-009 | | |
| 1000, 43/51KW Abarth | 09/71 → 12/84 | SP-927 | | FF-009 | | |
| 900, 29/35KW | 01/70 → 06/86 | SP-910 | MD-044 | FF-009 | | |
| | 04/80 → 06/86 | SP-927 | MD-044 | FF-009 | | |

Beta Coupe/Spider (73-86)

| | | | | | | |
|-------------------------|---------------|--------|---------|---------|--|--|
| 1300, 61 KW | 04/76 → 07/82 | | MD-024 | | | |
| 1400, 66 KW | 08/73 → 07/76 | SP-927 | MD-024 | | | |
| 1600, 74 KW | 04/76 → 05/85 | | MD-024 | | | |
| 1800, 81 KW | 08/73 → 07/76 | SP-927 | MD-024 | | | |
| 2000 85KW | 07/78 → 05/85 | SP-910 | MD-024 | FF-009 | | |
| 2000 88KW | 04/76 → 07/78 | SP-910 | MD-024 | | | |
| 2000i 90KW | 04/78 → 05/80 | SP-824 | MD-9062 | SP-2003 | | |
| | 06/80 → 09/84 | SP-910 | MD-9062 | SP-2003 | | |
| 2000VX Executive, 99 KW | 01/83 → 05/85 | SP-806 | MD-9062 | | | |
| 2000VX Volumex, 99 KW | 01/83 → 05/85 | SP-806 | MD-9062 | | | |

Dedra (89-99)

| | | | | | | |
|--|---------------|--------|---------|---------|---------|--|
| 1600 16V, 182A4.000, 76 KW | 01/96 → 07/99 | SP-940 | MD-9214 | SP-2060 | MS-6013 | |
| 1600 LE, 159B9.000, 66 KW | 07/94 → 04/98 | SP-940 | MD-9102 | SP-2060 | MS-6013 | |
| | 05/98 → 07/99 | SP-940 | MD-9214 | SP-2060 | MS-6013 | |
| 1600i.e, 835A1.000, 66 KW | 08/89 → 12/92 | SP-928 | MD-9626 | SP-2060 | | |
| | 01/93 → 06/94 | SP-928 | MD-9626 | SP-2060 | MS-6013 | |
| 1600i.e, 835A1.046, 57 KW | 08/89 → 12/92 | SP-928 | MD-9626 | FF-032 | | |
| | 01/93 → 03/93 | SP-928 | MD-9626 | FF-032 | MS-6013 | |
| 1600i.e, 835C1.000, 55 KW | 04/93 → 07/99 | SP-928 | MD-9340 | FF-032 | MS-6013 | |
| 1800 GT, 96 KW | 03/96 → 07/99 | SP-940 | MD-9214 | SP-2060 | MS-6013 | |
| 1800 LE, 83 KW | 03/96 → 07/99 | SP-940 | MD-9214 | SP-2060 | MS-6013 | |
| 1800, 835A2.046, 74 KW | 07/94 → 07/99 | SP-927 | MD-9214 | SP-2105 | MS-6013 | |
| 1800i.e LE, 835C5.000, 66 KW | 08/93 → 06/94 | SP-927 | MD-9102 | SP-2105 | MS-6013 | |
| | 07/94 → 07/99 | SP-927 | MD-9214 | SP-2105 | MS-6013 | |
| 1800i.e, 835A2.046, 77 KW | 09/89 → 12/92 | SP-927 | MD-9102 | SP-2105 | | |
| | 01/93 → 06/94 | SP-927 | MD-9102 | SP-2105 | MS-6013 | |
| | 07/94 → 07/99 | SP-927 | MD-9214 | SP-2105 | MS-6013 | |
| 1900 Turbo DS, 835A4.046, 66 KW | 04/89 → 12/92 | SP-926 | MD-9102 | SP-966 | | |
| | 04/89 → 12/92 | SP-926 | MD-9102 | SP-966 | MS-6013 | |
| 2000 Intergale, 835A7.046, 124 KW | 11/92 → 12/92 | SP-927 | MD-9102 | SP-2103 | | |
| | 11/92 → 12/92 | SP-927 | MD-9102 | SP-2103 | MS-6103 | |
| 2000, 836A3.000, 102 KW | 07/94 → 07/99 | SP-927 | MD-9214 | SP-2105 | MS-6013 | |
| 2000i.e Automatic Transmission, 835A5.046, 83 KW | 06/92 → 12/92 | SP-927 | MD-9102 | SP-2105 | | |
| | 01/93 → 07/99 | SP-927 | MD-9102 | SP-2105 | MS-6013 | |
| 2000i.e Turbo, 835A8.046, 119 KW | 04/91 → 12/92 | SP-927 | MD-9102 | SP-2103 | | |
| 2000i.e, 835A5.046, 83 KW | 09/89 → 12/92 | SP-927 | MD-9102 | SP-2103 | | |
| | 01/93 → 07/99 | SP-927 | MD-9102 | SP-2103 | MS-6013 | |

Delta I (831) (79-99)

| | | | | | | |
|---------------------------------|---------------|--------|---------|--------|--|--|
| 1100 (831ABO), 831B8.000, 47 KW | 01/86 → 08/92 | SP-928 | MD-9446 | FF-012 | | |
|---------------------------------|---------------|--------|---------|--------|--|--|

LANCIA

Delta I (831) (79-99)

| | | | | | | |
|---|---------------|--------|---------|------------------|---------|--|
| 1300 (831ABO), 58 KW | 09/83 → 04/86 | SP-928 | MD-376 | FF-009 | | |
| | 05/86 → 08/92 | SP-928 | MD-9446 | FF-009 | | |
| 1300 (831ABO), 831A2.000, 55 KW | 09/79 → 03/86 | SP-928 | MD-376 | FF-009 | | |
| | 04/86 → 08/92 | SP-928 | MD-9446 | FF-009 | | |
| 1500 (831AB0), 831B1.000, 63 KW | 09/79 → 04/86 | SP-928 | MD-376 | FF-009 | | |
| 1600 GT(831AB0), 831A4.000, 77 KW | 11/82 → 04/86 | SP-927 | MD-9446 | SP-2002 | | |
| 1600 HF (831AB0), 103 KW | 08/86 → 08/88 | SP-927 | MD-9446 | SP-2002 | | |
| 1600 HF (831AB0), 831B7.046, 97 KW | 04/87 → 08/92 | SP-927 | MD-9446 | SP-2002 | | |
| 1600 HF Turbo (831AB0), 122 KW | 08/86 → 05/93 | SP-927 | MD-9446 | SP-2002 | | |
| 1600 HF Turbo (831AB0), 831A7.000, 96 KW | 10/83 → 12/86 | SP-806 | MD-9446 | SP-2002 | | |
| 1600i.e (831ABO), 835C1.000, 55 KW | 06/93 → 08/94 | SP-928 | MD-9340 | FF-032 | MS-6013 | |
| | 09/94 → 08/99 | SP-940 | MD-9340 | FF-032 | MS-6013 | |
| 1600i.e GT (831ABO), 831B7.000, 80 KW | 08/86 → 08/88 | SP-927 | MD-9446 | SP-2002 | | |
| 1600i.e GT SUPER (831AB0), 149C2.000, 66 KW | 05/87 → 08/92 | SP-927 | MD-9446 | SP-2002 | | |
| 1900 Turbo DS (831AB0), 831D1.000, 59 KW | 10/86 → 05/93 | SP-928 | MD-5008 | MD-195 SP-966 | | |

Comments: MD-195: CAV/Delphi injection system, SP-966: BOSCH injection system.

| | | | | | | |
|--|---------------|--------|---------|------------------|---------|--|
| | 06/93 → 08/94 | SP-928 | MD-5008 | MD-195 SP-966 | MS-6013 | |
|--|---------------|--------|---------|------------------|---------|--|

Comments: MD-195: CAV/Delphi injection system, SP-966: BOSCH injection system.

| | | | | | | |
|--|---------------|--------|---------|---------|--|--|
| 2000 HF 4WD, (831ABO), 831B5.000, 122 KW | 03/89 → 12/92 | SP-927 | MD-9446 | SP-2002 | | |
| 2000 HF Inegrale (831ABO), 831C5.000, 133 KW | 10/87 → 02/89 | SP-927 | MD-9446 | SP-2002 | | |
| 2000 HF Inegrale (831ABO), 831C5.046, 130 KW | 03/89 → 12/92 | SP-927 | MD-9446 | SP-2002 | | |
| 2000 HF Inegrale 16V (831ABO), 831D5.000, 144 KW | 03/89 → 12/92 | SP-927 | MD-9446 | SP-2002 | | |

Delta II (836) (93-99)

| | | | | | | |
|--|---------------|---------|---------|---------|---------|--|
| 1400i, 160A1.096, 51 KW | 10/94 → 08/99 | SP-928 | MD-9626 | FF-032 | MS-6013 | |
| 1600 LE, 66 KW | 03/96 → 08/99 | SP-940 | MD-9214 | SP-2060 | MS-6013 | |
| 1600 LE, 76 KW | 03/96 → 08/99 | SP-940 | MD-9214 | SP-2060 | MS-6013 | |
| 1800 GT, 96 KW | 03/96 → 08/99 | SP-1076 | MD-9214 | SP-2060 | MS-6013 | |
| 1800 LE, 83 KW | 03/96 → 08/99 | SP-1076 | MD-9214 | SP-2060 | MS-6013 | |
| 1800 LE, 836C5.000, 66 KW | 07/94 → 08/99 | SP-927 | MD-9214 | SP-2002 | MS-6013 | |
| 1800i.e, 835C2.000, 76 KW | 06/93 → 08/99 | SP-927 | MD-9214 | SP-2002 | MS-6013 | |
| 1900 Turbo DS, 66 KW | 09/94 → 08/99 | SP-928 | MD-9102 | SP-966 | MS-6013 | |
| 2000 16V Turbo, 836A2.000, 137 KW | 06/93 → 08/99 | SP-927 | MD-9214 | SP-2002 | MS-6013 | |
| 2000 16V, 836A3.000, 102 KW | 06/93 → 08/99 | SP-927 | MD-9214 | SP-2002 | MS-6013 | |
| 2000 HF Integrale 16V, 831E5.000, 155 KW | 06/93 → 01/94 | SP-927 | MD-9446 | SP-2002 | MS-6013 | |
| 2000 HPE, 175A4.000, 142 KW | 07/96 → 08/99 | SP-927 | MD-9214 | SP-2002 | MS-6013 | |

Delta III (844) (08-)

| | | | | | | |
|---|---------------|--------|---------|--|---------|--|
| 1400 Turbo T-Jet Multiair, 103 KW | 09/10 → | MD-537 | MD-8424 | | MS-6241 | |
| 1400 Turbo T-Jet, 198A1000, 110 KW | 07/08 → 08/10 | MD-537 | MD-8424 | | MS-6241 | |
| 1400 Turbo T-Jet, 198A4000, 88 KW | 07/08 → | MD-537 | MD-8424 | | MS-6241 | |
| 1600 Multijet MJTD 16V, 198A2000, 88 KW | 07/08 → | MD-637 | MD-8424 | | MS-6241 | |
| 1600 Multijet MJTD 16V, 77 KW | 04/11 → | MD-637 | MD-8424 | | MS-6241 | |
| 1800 DI T-Jet, 147 KW | 02/09 → | MD-637 | MD-8424 | | MS-6241 | |
| 1900 Twin Turbo Multijet MJTD, 844A1000, 140 KW | 07/08 → | MD-637 | MD-8424 | | MS-6241 | |
| 2000 Multijet MJTD 16V, 198A5000, 121 KW | 09/08 → | MD-637 | MD-8424 | | MS-6241 | |

Flavia (12-)








| | | | | | | |
|------------------|---------|--|--|--|----------|--|
| 2400 16V, 125 KW | 06/12 → | | | | MS-6381C | |
|------------------|---------|--|--|--|----------|--|








Fulvia (68-76)

| | | | | | | |
|--------------------|---------------|--------|--|--|--|--|
| 1300/1600 S, 65 KW | 09/68 → 09/76 | SP-802 | | | | |
|--------------------|---------------|--------|--|--|--|--|

Kappa (94-01)

| | | | | | | |
|-----------------------------------|---------------|--------|---------|---------|---------|--|
| 2000 16V Turbo, 838A4.000, 151 KW | 02/95 → 05/96 | SP-927 | MD-9064 | SP-2022 | MS-6155 | |
| | 06/96 → 10/01 | SP-927 | MD-9064 | SP-2022 | MS-6140 | |
| 2000 20V Turbo, 175A3000, 162 KW | 06/98 → 10/01 | SP-943 | MD-748 | SP-2022 | MS-6140 | |
| 2000 LE, 838A6.000, 114 KW | 07/96 → 10/01 | SP-943 | MD-748 | SP-2022 | MS-6140 | |
| 2000 LE/LS, 838A1.000, 107 KW | 10/94 → 05/96 | SP-943 | MD-748 | SP-2022 | MS-6155 | |
| | 10/94 → 05/96 | SP-943 | MD-748 | SP-2022 | MS-6140 | |
| 2400 LE/LS/LX, 838A2000, 129 KW | 08/94 → 05/96 | SP-943 | MD-748 | SP-2022 | MS-6155 | |
| | 08/94 → 05/96 | SP-943 | MD-748 | SP-2022 | MS-6140 | |

|  |  |  OIL |  AIR |  FUEL |  CABIN |  OTHER |
|--|--|--|--|---|--|--|
| LANCIA | | | | | | |
| Kappa (94-01) | | | | | | |
| 2400 TDI/JTD, 838A8000, 100 KW | 04/99 → 10/01 | SP-943 | MD-748 | | MS-6140 | |
| 2400 TDS, 838A7.000, 91 KW | 08/94 → 05/96 | SP-943 | MD-748 | SP-966 | MS-6155 | |
| Comments: SP-966: From engine no. 0446112. | | | | | | |
| | 06/96 → 10/01 | SP-943 | MD-748 | SP-966 | MS-6140 | |
| Comments: SP-966: From engine no. 0446112. | | | | | | |
| 3000 LS/LX, 838B.000, 150 KW | 08/94 → 05/96 | SP-928 | MD-748 | SP-2022 | MS-6155 | |
| | 06/96 → 10/01 | SP-928 | MD-748 | SP-2022 | MS-6140 | |
| Lybra (99-) | | | | | | |
| 1600i 16V, 182A4.000, 76 KW | 09/99 → | SP-940 | MD-7552 | | MS-6123 MS-6292 | |
| Comments: MS-6123: Left Hand Drive, MS-6292: Right Hand Drive. | | | | | | |
| 1800i 16V, 839A4/7/9.000, 96 KW | 09/99 → 09/04 | SP-1039 SP-1076 | MD-7552 | | MS-6123 MS-6292 | |
| Comments: SP-1039: Engine code 839A9.000, SP-1076: Engine code 839A4.000+839A7.000, MS-6123: Left Hand Drive, MS-6292: Right Hand Drive. | | | | | | |
| | 10/04 → | SP-1076 SP-955 | MD-7552 | | MS-6123 MS-6292 | |
| Comments: SP-1076: Engine code 839A4.000+839A7.000, SP-955: Engine code 839A9.000, MS-6123: Left Hand Drive, MS-6292: Right Hand Drive. | | | | | | |
| 1900 JTD, 85 KW | 04/01 → 12/02 | SP-1039 | MD-7552 | SP-1239 | MS-6123 MS-6292 | |
| Comments: MS-6123: Left Hand Drive, MS-6292: Right Hand Drive. | | | | | | |
| | 01/03 → | SP-1039 | MD-7552 | SP-1342 | MS-6123 MS-6292 | |
| Comments: MS-6123: Left Hand Drive, MS-6292: Right Hand Drive. | | | | | | |
| 1900 JTD, AR32302, 77 KW | 09/99 → 02/01 | SP-943 | MD-7552 | SP-1249 | MS-6123 MS-6292 | |
| Comments: MS-6123: Left Hand Drive, MS-6292: Right Hand Drive. | | | | | | |
| 1900 JTD, AR37101, 81 KW | 12/00 → 06/01 | SP-943 | MD-7552 | SP-1239 | MS-6123 MS-6292 | |
| Comments: MS-6123: Left Hand Drive, MS-6292: Right Hand Drive. | | | | | | |
| 2000i 20V, 113 KW | 09/99 → 12/00 | SP-943 | MD-7552 | | MS-6123 MS-6292 | |
| Comments: MS-6123: Left Hand Drive, MS-6292: Right Hand Drive. | | | | | | |
| 2000i 20V, 185A8.000, 110 KW | 09/99 → 12/00 | SP-1076 | MD-7552 | | MS-6123 MS-6292 | |
| Comments: MS-6123: Left Hand Drive, MS-6292: Right Hand Drive. | | | | | | |
| 2400 JTD, 839A5.000, 99 KW | 10/00 → 02/01 | SP-943 | MD-7552 | SP-1239 | MS-6123 MS-6292 | |
| Comments: MS-6123: Left Hand Drive, MS-6292: Right Hand Drive. | | | | | | |
| 2400 JTD, 839A5.000/AR32501, 98 KW | 09/99 → 12/00 | SP-943 | MD-7552 | SP-1249 | MS-6123 MS-6292 | |
| Comments: SP-1249: Up to engine no. 2138653, MS-6123: Left Hand Drive, MS-6292: Right Hand Drive. | | | | | | |
| 2400 JTD, 839A6.000, 103 KW | 12/00 → 06/02 | SP-943 | MD-7552 | SP-1239 | MS-6123 MS-6292 | |
| Comments: MS-6123: Left Hand Drive, MS-6292: Right Hand Drive. | | | | | | |
| 2400 JTD, 841C.000, 110 KW | 05/02 → 12/02 | SP-1039 | MD-7552 | SP-1239 | MS-6123 MS-6292 | |
| Comments: MS-6123: Left Hand Drive, MS-6292: Right Hand Drive. | | | | | | |
| | 01/03 → | SP-1039 | MD-7552 | SP-1342 | MS-6123 MS-6292 | |
| Comments: MS-6123: Left Hand Drive, MS-6292: Right Hand Drive. | | | | | | |
| Monte Carlo (80-81) | | | | | | |
| 2000, 88 KW | 07/80 → 05/81 | SP-910 | | | | |
| Musa (04-) | | | | | | |
| 1300 JTD, 51 KW | 09/04 → 12/09 | MD-547 MD-537 | MD-8094 | MD-577 | MS-6178 | |
| Comments: MD-547: UFI housing, MD-537: Purflux housing. | | | | | | |
| 1300 JTD, 66 KW | 09/04 → 12/09 | MD-547 MD-537 | MD-8094 | MD-577 | MS-6178 | |
| Comments: MD-547: UFI housing, MD-537: Purflux housing. | | | | | | |
| 1300 M.JTD, 70 KW | 01/10 → | MD-637 | MD-8524 | | MS-6245 | |
| 1400 16V, 66 KW | 09/04 → | SP-1001 | MD-8018 | | MS-6178 | |
| 1400 16V, 70 KW | 09/04 → | SP-1001 | MD-8018 | | MS-6178 | |
| 1400 8V, 57 KW | 04/06 → | SP-1001 | MD-8184 | | MS-6245 | |

|  |  |  OIL |  AIR |  FUEL |  CABIN |  OTHER |
|--|--|--|--|---|--|--|
| LANCIA | | | | | | |
| Musa (04-) | | | | | | |
| 1400 LPG, 57 KW | 11/10 → | SP-1001 | MD-8184 | | MS-6178 | |
| 1600 MJTD, 88 KW | 06/08 → 12/09 | MD-637 MD-669 | MD-5142 | | MS-6178 | |
| Comments: MD-637: For vehicles without start-stop system, MD-669: For vehicles with start-stop system. | | | | | | |
| 1900 JTD, 74 KW | 09/04 → 05/08 | SP-1039 | MD-5142 | MD-577 | MS-6178 | |
| Phedra (02-10) | | | | | | |
| 2000 16V, EW10J4, 100 KW | 09/02 → 11/10 | SP-943 | MD-9088 | | MS-6255 | |
| 2000 JTD, 88 KW | 06/06 → 11/10 | MD-525 | MD-9088 | MD-563 | MS-6255 | |
| 2000 JTD, DW10 ATED4, 80 KW | 09/02 → 11/10 | SP-943 | MD-9088 | MD-493 | MS-6255 | |
| 2000 JTD, DW10 BTED4, 100 KW | 07/06 → 11/10 | MD-525 | MD-9088 | MD-563 | MS-6255 | |
| 2200 JTD MultiJet, DW12BTED4, 125 KW | 10/07 → 11/10 | MD-525 | MD-8388 | | MS-6255 | |
| 2200 JTD, 120 KW | 04/06 → 11/10 | MD-525 | MD-8388 | | MS-6255 | |
| 2200 JTD, DW12TED4, 94 KW | 09/02 → 11/10 | SP-943 | MD-9088 | MD-493 | MS-6255 | |
| 3000 V6, ES9J4S, 150 KW | 09/02 → 11/10 | SP-943 | MD-9410 | | MS-6255 | |
| Prisma (82-92) | | | | | | |
| 1300, 58 KW | 01/83 → 02/92 | SP-928 | MD-9446 | FF-009 | | |
| 1500, 55 KW | 09/85 → 02/92 | SP-928 | MD-376 | FF-009 | | |
| 1500, 59 KW | 08/86 → 02/92 | SP-928 | MD-9446 | FF-009 | | |
| 1500, 63 KW | 01/83 → 04/86 | SP-928 | MD-376 | FF-009 | | |
| 1600, 73 KW | 06/86 → 02/92 | SP-824 | MD-9446 | FF-009 | | |
| 1600, 77 KW | 01/83 → 05/86 | SP-910 | MD-9446 | FF-009 | | |
| 1600i Super, 66 KW | 05/87 → 12/89 | SP-824 | MD-9446 | SP-2002 | | |
| 1600i, 80 KW | 06/86 → 12/89 | SP-824 | MD-9446 | SP-2002 | | |
| 1930 D, 48 KW | 04/84 → 04/86 | SP-907 | MD-5008 | SP-966 | | |
| 1930 TD, 59 KW | 05/86 → | SP-907 | MD-5008 | SP-966 | | |
| 2000ie 4WD, 85 KW | 05/86 → 12/89 | SP-910 | MD-9050 | SP-2002 | | |
| Stratos HF (72-74) | | | | | | |
| 2500 V6 | 01/72 → 08/74 | SP-802 | | | | |
| Thema (11-) | | | | | | |
| 3000 V6 CRD, 140 KW | 10/11 → | | | | | |
| 3000 V6 CRD, 176 KW | 10/11 → | | | | | |
| 3600 V6 VTT, 210 KW | 10/11 → | | | | | |
| Thema (84-97) | | | | | | |
| 2000 16V ST. W., 834F1.000, 112 KW | 05/92 → 07/94 | SP-927 | MD-9064 | SP-2022 | MS-6014 | |
| Comments: SP-2022: With catalytic converter. | | | | | | |
| 2000 16V Turbo, 834C.1000, 133 KW | 12/88 → 06/92 | SP-927 | MD-9064 | SP-2022 | MS-6014 | |
| 2000 16V Turbo, 834F2.000, 148 KW | 10/92 → 07/94 | SP-927 | MD-9064 | SP-2022 | MS-6014 | |
| 2000 16V, 834F1.000, 112 KW | 08/92 → 12/93 | SP-927 | MD-9064 | SP-2022 | MS-6014 | |
| Comments: SP-2022: With catalytic converter. | | | | | | |
| 2000 Turbo 16V ST. W., 834C1.146, 110 KW | 06/89 → 07/94 | SP-927 | MD-9064 | SP-2022 | MS-6014 | |
| Comments: SP-2022: With catalytic converter. | | | | | | |
| 2000 Turbo ST. W., 834C1.246, 130 KW | 04/89 → 03/93 | SP-927 | MD-9064 | SP-2022 | MS-6014 | |
| Comments: SP-2022: With catalytic converter. | | | | | | |
| 2000i.e 16V, 834B2.246, 104 KW | 02/89 → 05/92 | SP-927 | MD-9064 | SP-2022 | MS-6014 | |
| Comments: SP-2022: With catalytic converter. | | | | | | |
| 2000i.e Turbo 16V, 834C1.246, 130 KW | 04/89 → 05/92 | SP-927 | MD-9064 | SP-2022 | MS-6014 | |
| Comments: SP-2022: With catalytic converter. | | | | | | |
| 2000i.e Turbo, 834C.000, 122 KW | 11/84 → 12/87 | SP-927 | MD-9064 | SP-2022 | MS-6014 | |
| Comments: SP-2022: With catalytic converter. | | | | | | |
| 2000i.e Turbo, 834C.146, 110 KW | 07/86 → 05/90 | SP-927 | MD-9064 | SP-2022 | MS-6014 | |
| Comments: SP-2022: With catalytic converter. | | | | | | |
| 2000i.e, 834B.000, 88 KW | 11/84 → 09/88 | SP-927 | MD-9064 | SP-2022 | MS-6014 | |
| Comments: SP-2022: With catalytic converter. | | | | | | |
| 2000i.e, 834B.048, 83 KW | 03/86 → 09/98 | SP-927 | MD-9064 | SP-2022 | MS-6014 | |
| Comments: SP-2022: With catalytic converter. | | | | | | |
| 2000i.e, 834B.146, 85 KW | 03/86 → 11/94 | SP-927 | MD-9064 | SP-2022 | MS-6014 | |
| Comments: SP-2022: With catalytic converter. | | | | | | |
| 2500 TD ST. W., 8144.91, 74 KW | 03/87 → 09/90 | SP-990 | MD-9064 | MD-195 SP-966 | MS-6014 | |
| Comments: MD-195: CAV/Delphi injection system, SP-966: Bosch injection system. | | | | | | |

|  |  |  OIL |  AIR |  FUEL |  CABIN |  OTHER |
|---|--|--|--|---|--|--|
| LANCIA | | | | | | |
| Thema (84-97) | | | | | | |
| 2500 TD, 8144.91, 74 KW | 11/84 → 09/88 | SP-990 | MD-9064 | MD-195 SP-966 | MS-6014 | |
| Comments: MD-195: CAV/Delphi injection system, SP-966: Bosch injection system. | | | | | | |
| 2500 Turbo DS, 8144.97.2200, 85 KW | 06/88 → 05/92 | SP-990 | MD-9064 | MD-195 SP-966 | MS-6014 | |
| Comments: MD-195: CAV/Delphi injection system, SP-966: Bosch injection system. | | | | | | |
| 2500 Turbo DS, 8144.97.2500, 77 KW | 05/92 → 07/94 | SP-990 | MD-9064 | MD-195 SP-966 | MS-6014 | |
| Comments: MD-195: CAV/Delphi injection system, SP-966: Bosch injection system. | | | | | | |
| 2500 Turbo DS, 8144.97Y, 85 KW | 09/93 → 04/92 | SP-990 | MD-9064 | MD-195 SP-966 | MS-6014 | |
| Comments: MD-195: CAV/Delphi injection system, SP-966: Bosch injection system. | | | | | | |
| 2850 V6, 834E.00, 110 KW | 11/84 → 12/86 | SP-888 | MD-9064 | SP-2002 | MS-6014 | |
| | 01/87 → 05/88 | SP-927 | MD-9064 | SP-2002 | MS-6014 | |
| | 06/88 → 09/88 | SP-927 | MD-9064 | SP-2022 | MS-6014 | |
| 2850 V6, 834E.146, 108 KW | 06/88 → 05/92 | SP-927 | MD-9064 | SP-2022 | MS-6014 | |
| 3000 V6, 834F.000, 126 KW | 09/92 → 07/94 | SP-928 | | SP-2022 | MS-6014 | |
| 8.32, F105 L, 158 KW | 09/87 → 05/89 | | | SP-2004 | MS-6014 | |
| 8.32, F105 L.046, 151 KW | 10/87 → 05/92 | | | SP-2004 | MS-6014 | |
| Thesis (02-) | | | | | | |
| 2000 Turbo, 136 KW | 09/02 → | SP-1039 | MD-7552 | | MS-6252 | |
| 2400 20V JTD, 128 KW | 08/03 → | SP-943 | | SP-1342 | MS-6252 | |
| 2400 20V JTD, 136 KW | 04/06 → | SP-943 | | SP-1342 | MS-6252 | |
| 2400 JTD, 110 KW | 09/02 → 12/02 | SP-943 | MD-7552 | SP-1239 | MS-6252 | |
| | 09/02 → 12/02 | SP-943 | MD-7552 | SP-1342 | MS-6252 | |
| 2400, 125 KW | 09/02 → | SP-1076 | MD-7552 | | MS-6252 | |
| 3000 V6, 158 KW | 09/02 → 09/03 | SP-1076 | MD-7552 | | MS-6252 | |
| 3200 V6 24V, 169 KW | 08/03 → | SP-1076 | | | MS-6252 | |
| Trevi (80-85) | | | | | | |
| 1600, 74 KW | 05/80 → 05/85 | SP-824 | MD-024 | FF-009 | | |
| | 06/80 → 05/85 | SP-910 | MD-024 | FF-009 | | |
| 2000 85KW | 06/80 → 05/85 | SP-910 | MD-024 | FF-009 | | |
| 2000 VX Volumex, 99KW | 01/83 → 12/85 | SP-806 | MD-9062 | SP-2003 | | |
| 2000ie, 103 KW | 07/80 → 06/85 | SP-824 | MD-024 | FF-009 | | |
| Voyager (11-) | | | | | | |
| 2800 CRD, 120 KW | 10/11 → | | | | | |
| 3600 V6, VVT, 208 KW | 10/11 → | MD-705 | | | | |
| Y (157) (96-03) | | | | | | |
| 1100, 40 KW | 04/97 → 12/98 | SP-940 | MD-9268 | SP-2060 | MS-6112 | |
| 1200 16V, 188A5.000, 59 KW | 11/00 → 11/03 | SP-1001 | MD-9706 | | MS-6112 | |
| 1200 16V, 63 KW | 04/97 → 08/98 | SP-940 | MD-9272 | SP-2060 | MS-6112 | |
| Comments: SP-940: Up to engine no. 140453. | | | | | | |
| | 09/98 → 12/00 | SP-1001 | MD-9272 | SP-2060 | MS-6112 | |
| Comments: SP-1001: Up to engine no. 140454. | | | | | | |
| 1200, 40 KW | 10/98 → 12/00 | SP-940 | MD-9268 | SP-2060 | MS-6112 | |
| 1200, 840A3.000, 44 KW | 03/96 → 12/99 | SP-940 | MD-9268 | SP-2060 | MS-6112 | |
| | 01/00 → 11/03 | SP-1076 | MD-5146 | SP-2060 | MS-6112 | |
| 1400 12V, 55 KW | 03/96 → 12/99 | SP-940 | MD-9270 | SP-2060 | MS-6112 | |
| 1400 12V, 840A2.000, 59 KW | 10/96 → 09/97 | SP-940 | MD-9270 | SP-2060 | MS-6112 | |
| Y 10 (85-) | | | | | | |
| 1000 Fire Motor, 32/33 KW | 01/85 → 01/96 | SP-940 | MD-9444 | FF-009 | | |
| 1050 Touring, 40 KW | 01/85 → 01/96 | SP-928 | MD-9022 | | | |
| 1050 Turbo, 62 KW | 01/85 → 01/96 | SP-806 | MD-9022 | | | |
| 1100 Fire/4WD, 37/41 KW | 02/89 → 01/96 | SP-940 | MD-9444 | FF-009 | | |
| 1300 Fire, 53 KW | 09/89 → 01/96 | SP-928 | MD-9104 | SP-2080 | | |
| 1300, 56 KW | 11/87 → 01/96 | SP-940 | MD-9444 | SP-2080 | | |
| Ypsilon (03-) | | | | | | |
| 1200 16V, 59 KW | 10/03 → 09/06 | SP-1001 | MD-8018 | | MS-6245 | |

LANCIA

Ypsilon (03-)

| | | | | | | |
|---|---------------|--------------------|--------------------|--------|---------|--|
| 1200, 44 KW | 10/03 → 12/03 | SP-1001 SP-1076 | MD-8110 MD-8184 | | MS-6245 | |
| Comments: MD-8184: Emissions standard EU5, MD-8110: Emissions standard EU4. | | | | | | |
| | 01/04 → | SP-1001 | MD-8110 MD-8184 | | MS-6245 | |
| Comments: MD-8184: Emissions standard EU5, MD-8110: Emissions standard EU4. | | | | | | |
| 1300 JTD, 51 KW | 10/03 → 12/04 | MD-537 | MD-8094 | MD-577 | MS-6245 | |
| Comments: MD-537: Purflux housing. | | | | | | |
| | 01/05 → 09/06 | MD-547 | MD-8094 | MD-577 | MS-6245 | |
| Comments: MD-547: UFI housing. | | | | | | |
| 1300 JTD, 55 KW | 10/06 → | MD-547 MD-537 | MD-8594 MD-8094 | MD-577 | MS-6245 | |
| Comments: MD-547: UFI housing, MD-537: Purflux housing, MD-8594: Emissions standard EU5, MD-8094: Emissions standard EU4. | | | | | | |
| 1300 JTD, 66 KW | 10/06 → | MD-547 MD-537 | MD-8094 | MD-577 | MS-6245 | |
| Comments: MD-547: UFI housing, MD-537: Purflux housing. | | | | | | |
| 1300 JTD, 77 KW | 05/07 → | MD-547 MD-537 | MD-8094 | MD-577 | MS-6245 | |
| Comments: MD-547: UFI housing, MD-537: Purflux housing. | | | | | | |
| 1400 16V, 70 KW | 10/03 → | SP-1001 | MD-8184 | | MS-6245 | |
| 1400, 57 KW | 10/06 → | SP-1001 | MD-8184 | | MS-6345 | |

Ypsilon II (10-)

| | | | | | | |
|---------------------------|---------------|---------|---------|--|---------|--|
| 1200 Bi-fuel, 49 KW | 05/11 → 08/11 | SP-1001 | MD-8184 | | MS-6302 | |
| | 09/11 → | SP-1001 | MD-8184 | | | |
| 1200, 51 KW | 08/10 → 08/11 | SP-1001 | MD-8184 | | MS-6302 | |
| | 09/11 → | SP-1001 | MD-8184 | | | |
| 1300 Multijet 16V, 70 KW | 05/11 → 08/11 | MD-637 | MD-8594 | | MS-6302 | |
| | 09/11 → | MD-637 | MD-8594 | | | |
| 1400 LPG, 57 KW | 11/10 → 08/11 | SP-1001 | MD-8184 | | MS-6302 | |
| | 09/11 → | SP-1001 | MD-8184 | | | |
| 900 Twin Air Turbo, 63 KW | 05/11 → 08/11 | | MD-8522 | | MS-6302 | |
| | 09/11 → | | MD-8522 | | | |

Zeta (95-02)

| | | | | | | |
|---|---------------|--------|--------------------|---------|---------|--|
| 2000 JTD, RHZ / RHW, 80 KW | 09/99 → 09/02 | SP-943 | MD-9088 MD-9410 | SP-1239 | MS-6146 | |
| Comments: MD-9410: Use in dusty environments. | | | | | | |
| 2000i 16V, RFV, 97 KW | 05/98 → 07/00 | SP-943 | MD-9088 | SP-2061 | MS-6146 | |
| 2000i Turbo, RGX, 108 KW | 05/95 → 09/02 | SP-943 | MD-9088 | SP-2003 | MS-6146 | |
| 2100 TD, P8C, 80 KW | 05/96 → 10/99 | SP-943 | MD-9088 | MD-363 | MS-6146 | |

LANDROVER

109 (48-85)

| | | | | | | |
|--------------------|---------------|--------|--|--------|--|--|
| 2300 Diesel, 46 KW | 09/63 → 12/86 | MD-001 | | MD-093 | | |
| 2300, 51 KW | 09/63 → 12/86 | MD-001 | | MD-093 | | |

110 (83-90)

| | | | | | | |
|---------|---------------|--------|---------|--------|--|--|
| 2500D | 01/84 → 11/90 | SP-866 | MD-604K | MD-093 | | |
| 2500TD | 01/84 → 11/90 | SP-866 | MD-604K | MD-093 | | |
| 3500 V8 | 01/83 → 07/90 | SP-866 | MD-678 | MD-099 | | |

111 (83-89)

| | | | | | | |
|---------|---------------|--------|--------|--------|--|--|
| 3500 V8 | 01/83 → 01/89 | SP-802 | MD-678 | MD-099 | | |
|---------|---------------|--------|--------|--------|--|--|

88 (63-86)

| | | | | | | |
|-------|---------------|---------|--|--------|--|--|
| 2000 | 01/52 → 01/71 | MD-021 | | MD-099 | | |
| 2250 | 01/58 → 01/71 | MD-021 | | MD-099 | | |
| 2250D | 01/71 → 01/79 | MD-001B | | MD-093 | | |
| 2600 | 01/63 → 01/79 | MD-021 | | MD-099 | | |

Defender (90-)

| | | | | | | |
|------------------------------|---------------|--------|---------|--------|--|--|
| 2400 D (90, 110, 130), 90 KW | 05/07 → | MD-525 | | | | |
| 2400 TD4, 90 KW | 08/11 → | MD-525 | | | | |
| 2500 (90, 110), 12J, 51 KW | 09/90 → 09/95 | SP-838 | MD-604K | SP-966 | | |
| 2500 (90, 110), 17H, 62 KW | 09/90 → 09/95 | SP-838 | MD-604K | MD-099 | | |

LANDROVER

| Defender (90-) | | | | | | |
|---|---------------|---------|--------------------|------------------------------|---------|--|
| 2500 TD5 (90, 110, 130), 90 KW | 06/98 → | SP-927 | MD-9540 | SP-1091 | | |
| 2500 TDi (90, 110, 130), 11L(200TDi), 80 KW | 09/90 → 09/95 | SP-838 | MD-192K | SP-966 | | |
| 2500 TDi (90, 110, 130), 16/23L (300TDi), 83 KW | 12/94 → 12/98 | SP-838 | MD-192K | SP-966 | | |
| 3500 V8 (90, 110), 100 KW | 09/90 → 12/98 | SP-838 | | MD-099 | | |
| 3900 V8 (90, 110, 130), 136 KW | 09/90 → 12/98 | SP-838 | MD-678 | SP-2083 | | |
| Discovery I (89-98) | | | | | | |
| 2000 16V, 99 KW | 09/93 → 10/98 | SP-909 | MD-9396 | SP-2083 | | |
| 2500 D, 12L, 83 KW | 09/89 → 10/93 | SP-838 | MD-192K MD-7134 | SP-966 | | |
| Comments: MD-192K: Outer filter, MD-7134: Inner filter. | | | | | | |
| | 11/93 → 10/98 | SP-838 | MD-9336 | SP-966 | | |
| 2500 TDi, TD4, 90 KW | 07/94 → 10/98 | SP-838 | MD-706 MD-9396 | SP-966 | | |
| 3500 V8 | 09/90 → 06/94 | SP-838 | MD-678 | SP-2083 | | |
| 3500, 22D, 113 KW | 09/89 → 09/90 | SP-838 | MD-678 | MD-099 SP-2003 SP-2083 | | |
| | 10/90 → 06/94 | SP-838 | MD-678 | SP-2003 SP-2083 | | |
| 3900 V8, 35D,36D, 134 KW | 09/93 → 10/98 | SP-838 | MD-9396 | SP-2083 | | |
| Discovery II (98-04) | | | | | | |
| 2000i 16V, LJ,LT, 99 KW | 06/98 → 12/04 | SP-909 | MD-9396 | SP-2083 | | |
| 2500 TD5, 102 KW | 04/99 → 12/04 | SP-927 | MD-9540 | | | |
| 4000i V8, LJ,LT, 136 KW | 11/98 → 12/04 | SP-927 | MD-9540 | SP-2083 | | |
| 4600i V8, LJ,LT, 160 KW | 05/02 → 12/04 | SP-838 | MD-9540 | SP-2083 | | |
| Discovery III (04-09) | | | | | | |
| 2700 TD, V6 (L319), 140 KW | 10/04 → 09/09 | | MD-8278 | SP-1353 | MS-6311 | |
| Comments: SP-1353: Chassis no. to 6A999 999. | | | | | | |
| 4000, 160 KW | 02/05 → 09/09 | SP-1244 | MD-8278 | | MS-6311 | |
| 4400, V8 (L319), AJ34, 220 KW | 10/04 → 09/09 | SP-1381 | MD-8278 | | MS-6311 | |
| Discovery IV (09-) | | | | | | |
| 2700 TD, V6 (L319), 140 KW | 09/09 → | | MD-8278 | | MS-6311 | |
| 3000 SD, V6, 180 KW | 09/09 → | MD-667 | MD-8278 | | MS-6311 | |
| 3000 SD, V6, 188 KW | 11/09 → | MD-667 | MD-8278 | | MS-6311 | |
| 3000 TD,V6, 155KW | 10/10 → | MD-667 | MD-8278 | | MS-6311 | |
| 3000 TD,V6, 183 KW | 07/12 → | MD-667 | MD-8278 | | MS-6311 | |
| 3000 TD,V6, 200 KW | 09/10 → | MD-667 | MD-8278 | | MS-6311 | |
| 5000, V8, 276 KW | 09/09 → | | | | MS-6311 | |
| Freelander I (98-06) | | | | | | |
| 1800i 16V, 86 KW | 11/00 → 10/06 | SP-909 | MD-9430 | | MS-6333 | |
| 1800i 16V, 88 KW | 05/98 → 11/00 | SP-909 | MD-9430 | SP-2167 | | |
| 2000 TD, 72 KW | 05/98 → 11/00 | SP-1083 | MD-9430 | SP-973 | | |
| 2000 TD4, BMW M47D20, 82 KW | 11/00 → 04/02 | MD-337B | MD-9504 | | MS-6333 | |
| | 05/02 → 10/06 | MD-337B | MD-9504 | SP-1317 | MS-6333 | |
| 2500 V6, KV6, 130 KW | 11/00 → 10/06 | SP-909 | MD-9540 | | MS-6333 | |
| Freelander II (07-) | | | | | | |
| 2000, 177 KW | 10/11 → | | MD-8612 | | MS-6388 | |
| 2200 SD4, 140 KW | 10/10 → | MD-525 | MD-8490 | | MS-6388 | |
| 2200 TD4 (L359), 112 KW | 01/07 → | MD-525 | MD-8490 | | MS-6388 | |
| 2200 TD4 (L359), 118 KW | 01/07 → | MD-525 | MD-8490 | | MS-6388 | |
| 2200 TD4, 110 KW | 10/10 → | MD-525 | MD-8490 | | MS-6388 | |
| 3200 (L359), S16 (B6324), 171 KW | 01/07 → | MD-627 | MD-8490 | | MS-6388 | |
| Range Rover Evoque (11-) | | | | | | |
| 2000, 177 KW | 06/11 → | | MD-8612 | | MS-6388 | |
| 2200, 110 KW | 06/11 → | | MD-8612 | | MS-6388 | |
| 2200, SD4, 140 KW | 06/11 → | | MD-8612 | | MS-6388 | |
| 2200, TD4, 110 KW | 06/11 → | | MD-8612 | | MS-6388 | |
| Range Rover I (70-94) | | | | | | |
| 2400 D, VM81A, 78 KW | 04/86 → 12/90 | SP-838 | MD-304 | SP-966 | | |

LANDROVER

Range Rover I (70-94)

| | | | | | | |
|--|---------------|--------|------------------------------|--------------------|--|--|
| 2400 TD, 89 KW | 01/88 → 11/91 | SP-802 | MD-192K MD-7134 | SP-966 | | |
| Comments: MD-192K: Outer filter, MD-7134: Inner filter. | | | | | | |
| 2400 TDi, 83 KW | 01/88 → 10/94 | SP-802 | MD-192K MD-7134 | SP-966 | | |
| Comments: MD-192K: Outer filter, MD-7134: Inner filter. | | | | | | |
| 2500 TD, 89 KW | 01/88 → 11/91 | SP-802 | MD-192K MD-7134 | SP-966 | | |
| Comments: MD-192K: Outer filter, MD-7134: Inner filter. | | | | | | |
| 2500 TDi, 83 KW | 01/88 → 10/94 | SP-802 | MD-706 MD-192K MD-7134 | SP-966 | | |
| Comments: MD-706: From chassis no. JA610294, MD-192K: Outer filter/MD-7134: Inner filter, to chassis no. JA610293. | | | | | | |
| 3500 V8 (Suffix D,E), 97 KW | 07/70 → 07/75 | MD-001 | | MD-099 | | |
| 3500 V8 (Suffix F), 97 KW | 08/75 → 08/81 | SP-838 | | MD-099 | | |
| 3500 V8 Vogue, 11D, 93 KW | 08/81 → 09/85 | SP-838 | MD-006 | | | |
| | 10/85 → 09/90 | SP-838 | MD-678 | SP-2003 | | |
| 3500 V8 Vogue, 24D, 120 KW | 10/85 → 09/90 | SP-838 | MD-678 | SP-2003 | | |
| 3500 V8, 107 KW | 01/87 → 09/90 | SP-838 | MD-678 | SP-2003 | | |
| 3900 Vogue SEI, 35D, 134 KW | 11/88 → 12/93 | SP-838 | MD-678 | SP-2003 | | |
| | 01/94 → 10/94 | SP-838 | MD-9396 | SP-2003 | | |
| 3900, 37D, 127 KW | 11/88 → 12/93 | SP-838 | MD-678 | SP-2003 | | |
| | 01/94 → 10/94 | SP-838 | MD-9396 | SP-2003 | | |
| 4200 V8, 40D, 149 KW | 09/92 → 10/94 | SP-838 | MD-678 MD-9396 | SP-2003 | | |
| Comments: MD-678: To chassis no. MA647644, MD-9396: From chassis no. MA647645 | | | | | | |
| 4300 Vogue LSE, 40D, 149 KW | 09/92 → 10/94 | SP-838 | MD-678 MD-9396 | SP-2083 SP-2003 | | |
| Comments: MD-678: To chassis no. MA647644, MD-9396: From chassis no. MA647645, SP-2083: From chassis HA464554, SP-2003: To chassis no. HA464553. | | | | | | |

Range Rover II (94-02)

| | | | | | | |
|--------------------------|---------------|--------|---------|--------------------|---------|--|
| 2500TD (LP), BMW, 100 KW | 07/94 → 08/96 | MD-279 | | SP-966 | MS-6364 | |
| | 09/96 → 04/02 | MD-279 | MD-9540 | SP-966 | MS-6364 | |
| 2500TDi, 14L, 83 KW | 08/94 → 04/02 | SP-838 | | SP-966 | MS-6364 | |
| 4000, 136 KW | 06/98 → 04/02 | SP-838 | MD-9540 | SP-2083 | MS-6364 | |
| 4000, 140 KW | 07/94 → 08/96 | SP-838 | | SP-2083 | MS-6364 | |
| | | | | SP-2003 | | |
| | 09/96 → 04/02 | SP-838 | MD-9540 | SP-2083 SP-2003 | MS-6364 | |
| 4600, 160 KW | 06/98 → 04/02 | SP-838 | MD-9540 | SP-2083 | MS-6364 | |
| 4600, 165 KW | 07/94 → 08/96 | SP-838 | | SP-2003 | MS-6364 | |
| | 09/96 → 04/02 | SP-838 | MD-9540 | SP-2003 | MS-6364 | |

Range Rover III (02-)

| | | | | | | |
|--|---------------|---------|---------|---------|---------|--|
| 3000 TD, 183 KW | 06/12 → | MD-667 | MD-8278 | | MS-6225 | |
| 3000 TD6 (LM/L322), M57D30, 130 KW | 03/02 → 12/06 | MD-439 | MD-9516 | SP-1254 | MS-6225 | |
| 3600 TD V8 (LM/L322), 200 KW | 10/06 → 12/10 | | MD-8100 | | MS-6225 | |
| 4200 V8 Supercharged (LM/L322), AJ34, 286 KW | 05/05 → 11/06 | SP-1381 | MD-8100 | | MS-6225 | |
| 4200 V8 Supercharged (LM/L322), AJ34, 291 KW | 10/06 → 10/09 | SP-1381 | MD-8100 | | MS-6225 | |
| 4400 TDV8, (LM/L322), 230 KW | 09/10 → | | | | MS-6225 | |
| 4400 V8 (LM/L322), M62B44, 210 KW | 03/02 → 06/05 | MD-347 | MD-5268 | SP-2155 | MS-6225 | |
| 4400 V8, AJ34, 220 KW | 05/05 → 11/06 | SP-1381 | MD-8100 | | MS-6225 | |
| 4400i V8, AJ34, 225 KW | 10/06 → | SP-1381 | MD-8100 | | MS-6225 | |
| 5000 V8 Supercharged, 375 KW | 09/09 → | | | | MS-6225 | |

Range Rover IV (13-)

| | | | | | | |
|------------------------------|---------|--------|--|--|--|--|
| 3000 TDV6, 190 KW | 01/13 → | MD-667 | | | | |
| 4400 SDV8, 250 KW | 01/13 → | | | | | |
| 5000 V8 Supercharged, 375 KW | 01/13 → | | | | | |

Range Rover Sport (05-)

| | | | | | | |
|--|---------|--------|---------|---------|---------|--|
| 2700 TD V6 (L320), 140 KW | 06/05 → | MD-611 | MD-8278 | SP-1353 | MS-6311 | |
| Comments: SP-1353: Chassis no. to 6A999 999. | | | | | | |
| 3000 STD V6, 188 KW | 09/09 → | MD-667 | MD-8278 | | MS-6311 | |

LANDROVER

Range Rover Sport (05-)

| | | | | | |
|---|---------|---------|---------|--|---------|
| 3000 TD V6 (L320), 155 KW | 05/10 → | MD-667 | MD-8278 | | MS-6311 |
| 3000 TD V6 (L320), 180 KW | 09/09 → | MD-667 | MD-8278 | | MS-6311 |
| 3000 TD, 183 KW | 08/12 → | MD-667 | MD-8278 | | MS-6311 |
| 3600 TD V8 (L320), 200 KW | 10/06 → | | MD-8278 | | MS-6311 |
| 4200 V8 Supercharged (L320), AJ34, 286 KW | 05/05 → | SP-1381 | MD-8278 | | MS-6311 |
| 4400 V8, (L320), AJ34, 220 KW | 05/05 → | SP-1381 | MD-8100 | | MS-6311 |
| 5000 V8 Supercharged, (LM/L322), 276 KW | 07/09 → | | | | MS-6311 |
| 5000 V8 Supercharged, L322, 375 KW | 09/09 → | | | | MS-6311 |

LDV

Convoy 400 (VH C35) (93-06)

| | | | | | |
|--|---------------|---------|---------|---------|--|
| 2400DI Turbodiesel TDE, Duratorq D4FA, 88 KW | 01/02 → 10/04 | MD-435 | MD-9708 | SP-1240 | |
| | 11/04 → 07/06 | MD-435 | MD-9708 | SP-1346 | |
| 2400DI Turbodiesel, Duratorq, 55 KW | 01/02 → 10/04 | MD-435 | MD-9708 | SP-1240 | |
| | 11/04 → 07/06 | MD-435 | MD-9708 | SP-1346 | |
| 2500 Diesel, Ford, 56 KW | 04/98 → 05/05 | SP-938 | MD-9112 | MD-367 | |
| 2500 Diesel, Peugeot, 53 KW | 04/98 → 05/05 | SP-943 | | MD-195 | |
| 2500 Turbodiesel, Ford, 74 KW | 04/98 → 05/05 | SP-938 | MD-9112 | MD-367 | |
| 2500 Turbodiesel, Peugeot, 71 KW | 04/96 → 07/98 | SP-1120 | | MD-195 | |
| 3500 Diesel, Andoria 4CT90-1/A7, 73 KW | 07/93 → 05/05 | SP-802 | | MD-093 | |
| 3500 Diesel, Andoria 4CT90-1/BEA07, 73 KW | 09/98 → 05/05 | SP-802 | | MD-093 | |
| | | | | MD-195 | |

Comments: MD-093: BOSCH injection system, MD-195: CAV/Delphi injection system.

| | | | | | |
|-------------|---------------|--------|--|--------|--|
| 3500 Petrol | 04/98 → 05/05 | SP-838 | | MD-099 | |
|-------------|---------------|--------|--|--------|--|

Cub (98-)

| | | | | | |
|---------------------------------|---------|---------|---------|--------|--|
| 2300 Diesel, Nissan LD23, 55 KW | 07/98 → | SP-1032 | MD-9640 | SP-971 | |
|---------------------------------|---------|---------|---------|--------|--|

Maxus (05-08)

| | | | | | |
|--------------------------|---------------|--------|---------|---------|--|
| 2500 CDi, VM R425, 70 KW | 04/05 → 12/08 | SP-978 | MD-8604 | SP-1342 | |
| 2500 CDi, VM R425, 88 KW | 04/05 → 12/08 | SP-978 | MD-8604 | SP-1342 | |
| 2500 CRD, 99 KW | 02/06 → 12/08 | SP-978 | MD-8604 | SP-1342 | |

Pilot (96-05)

| | | | | | |
|----------------------------------|---------------|--------|--------|--------|--|
| 1900 Diesel, Peugeot XUD9, 52 KW | 03/96 → 05/05 | SP-943 | MD-304 | MD-195 | |
|----------------------------------|---------------|--------|--------|--------|--|

LEXUS

Altezza

| | | | | | |
|-----------------|---------------|--------|---------|--|--|
| 2000i Eng:1G-FE | 10/98 → 05/00 | SP-994 | MD-8004 | | |
| | 05/00 → | SP-994 | MD-8004 | | |

CT (11-)

| | | | | | |
|-------------------------------|---------|--------|---------|--|---------|
| 200h, 2ZRFXE, 74 KW | 03/11 → | MD-675 | MD-8562 | | MS-6368 |
| 200h, F-Sport, 2ZRFXE, 100 KW | 03/12 → | MD-675 | MD-8562 | | MS-6368 |

ES (89-97)

| | | | | | |
|--------------|---------------|--------|---------|---------|--|
| 2500 V6 | 01/90 → | SP-994 | MD-9212 | SP-2069 | |
| 3000, 138 KW | 09/91 → 12/97 | SP-994 | MD-9212 | SP-2079 | |
| | 09/91 → 08/94 | SP-994 | MD-9212 | SP-2163 | |

GS (93-)

| | | | | | |
|--------------------------------|---------------|--------|---------|---------|---------|
| 2500, 4GR-FSE, 154 KW | 01/12 → 12/11 | | | | |
| 3000 T3, 2JZ-GE, 163 KW | 12/97 → 09/00 | SP-994 | MD-8068 | | |
| 3000, 183 KW | 04/05 → 12/11 | MD-583 | MD-8268 | | MS-6368 |
| 3000, 2JZ-GE, 161 KW | 10/00 → | SP-994 | MD-8058 | | |
| 3000i, 2JZ-GE, 156 KW | 05/92 → 10/97 | SP-994 | MD-9656 | SP-2079 | |
| 3500, 234 KW | 03/12 → | | | | |
| 4000, 1UZ-FE, 216 KW | 12/97 → 11/00 | SP-994 | MD-8546 | | |
| 4300 V8, 3UZ-FE, 207 KW | 11/00 → 04/05 | SP-994 | | | |
| | 04/05 → 12/11 | SP-994 | | | MS-6368 |
| 4500h (Hybrid) 2GR-FSE, 218KW | 01/06 → | SP-994 | MD-8268 | | MS-6368 |
| 4500h (Hybrid) 2GR-FSE, 254 KW | 01/12 → | | | | MS-6368 |
| 4600, 1UR-FE, 255 KW | 05/08 → 12/11 | | | | MS-6368 |

GX (02-)

LEXUS

GX (02-)

| | | | | | | |
|---------------------|---------------|--|--|--|--|---------|
| 460, 1UR-FE, 221 KW | 01/09 → | | | | | MS-6368 |
| 470, 2UZ-FE, 175 KW | 01/02 → 12/09 | | | | | MS-6368 |
| 470, 2UZ-FE, 199 KW | 01/05 → 12/09 | | | | | MS-6368 |

IS I (99-)

| | | | | | | |
|-------------------------|---------------|--------|---------|-------------------|--|---------|
| 2000i 114KW | 03/99 → | SP-994 | MD-8004 | | | MS-6368 |
| 2000i Compressor 137 KW | 07/00 → 08/05 | SP-994 | MD-8004 | | | MS-6368 |
| 2200 Diesel, 130 KW | 09/05 → | MD-583 | MD-8198 | MD-593 SP-1080 | | MS-6368 |
| 2500, 4GR-FSE, 153KW | 09/05 → | MD-583 | MD-8312 | | | MS-6368 |
| 3000i, 2JZ-GE, 157 KW | 07/00 → 08/05 | SP-994 | MD-8058 | | | MS-6368 |

IS II (05-)

| | | | | | | |
|-----------------------------------|---------|--|---------|--|--|---------|
| 2000 Diesel, 2ADFTV/2ADFHV, 110KW | 07/10 → | | MD-8270 | | | MS-6368 |
| F, V8, 2UR-GSE, 311 KW | 05/08 → | | MD-8076 | | | MS-6368 |

IS III (XE30 (13-))

| | | | | | | |
|-------------------------------------|---------|--------|--|--|--|---------|
| 2500 (XE30), 4GR-FSE, 153 KW | 04/13 → | MD-583 | | | | MS-6185 |
| 3000 Hybrid (XE30), 2AR-FSE, 164 KW | 04/13 → | | | | | MS-6185 |

LFA (11-)

| | | | | | | |
|--------------------------|---------|--|--|--|--|---------|
| 4800 V10, 1LRGUE, 412 KW | 05/11 → | | | | | MS-6368 |
|--------------------------|---------|--|--|--|--|---------|

LS I (89-)

| | | | | | | |
|---------------------------|---------------|--------|---------|---------|--|--|
| 4000i 1UZ-FE, 194 KW | 12/94 → 08/97 | SP-994 | MD-9552 | SP-2079 | | |
| 4000i 32V, 1UZ-FE, 209 KW | 09/97 → | SP-994 | | SP-2079 | | |
| 4000i F11, 1UZ-FE, 203 KW | 09/98 → | SP-994 | MD-9552 | SP-2079 | | |
| 4000i, 1UZ-FE, 180 KW | 11/89 → 01/94 | SP-994 | MD-9552 | SP-2079 | | |
| 430 V8, 3UZ-FE, 207 Kw | 12/00 → | SP-994 | MD-8546 | | | |

LS II (06-)

| | | | | | | |
|---------------------------------|---------|--|---------|--|--|---------|
| 4600, 1UR-FSE, 255 KW | 05/08 → | | | | | MS-6368 |
| 4600, 1UR-FSE, 270 KW | 04/06 → | | | | | MS-6368 |
| 4600, 1UR-FSE, 280 KW | 04/06 → | | | | | MS-6368 |
| 6000h (Hybrid), 2UR-FSE, 324 KW | 06/07 → | | MD-8076 | | | MS-6368 |

LX (98-)

| | | | | | | |
|--------------------------|---------------|--|--|--|--|---------|
| 4700i V8, 2UZ-FE, 172 KW | 01/98 → 12/07 | | | | | |
| 4700i V8, 2UZ-FE, 197 KW | 02/98 → 12/02 | | | | | |
| 4700i V8, 2UZ-FE, 202 KW | 01/02 → 12/07 | | | | | |
| 5700i V8, 3UR-FE, 270 KW | 01/07 → | | | | | MS-6368 |
| 5700i V8, 3UR-FE, 282 KW | 01/07 → | | | | | MS-6368 |

RX (00-)

| | | | | | | |
|--------------------------------|---------------|--------|---------|--------|--|---------|
| 3000i V6, 1MZ-FE, 150 KW | 05/03 → | SP-994 | MD-8058 | | | |
| 3000i V6, 1MZ-FE, VVTi, 148 KW | 10/00 → 04/03 | SP-994 | MD-9936 | | | MS-6235 |
| 3500, 2GR-FE, 204 KW | 02/06 → | MD-643 | MD-8058 | | | MS-6235 |
| 3500, 2GR-FXE, 184 KW | 04/09 → | | | | | MS-6368 |
| 4000 Hybrid, 3MZ-FE, 155 KW | 09/05 → | SP-994 | MD-8360 | FF-039 | | MS-6235 |
| 4500 Hybrid, 2GR-FXE, 183 KW | 04/09 → | | | | | MS-6368 |

SC (01-)

| | | | | | | |
|------------------------|---------|--------|---------|--|--|--|
| 430 V8, 3UZ-FE, 224 Kw | 01/01 → | SP-944 | MD-8546 | | | |
|------------------------|---------|--------|---------|--|--|--|

LOTUS

2 Eleven (07-)

| | | | | | | |
|--------------|---------|--|--|--|--|--|
| 1800, 142 KW | 04/07 → | | | | | |
|--------------|---------|--|--|--|--|--|

Elan

| | | | | | | |
|--|---------------|--------|--------|--|--|--|
| | 01/72 → | MD-015 | MD-008 | | | |
| | 02/64 → 01/71 | MD-015 | MD-014 | | | |

Elan MK2

| | | | | | | |
|-------------------|---------|--------|--|---------|--|--|
| 1600i 16V 97KW | 11/89 → | SP-911 | | SP-2083 | | |
| 1600i Turbo 123KW | 11/89 → | SP-911 | | SP-2083 | | |

Elise (96-03)

| | | | | | | |
|--|---------------|--------|--|---------|--|--|
| 1600 16V (Club Racer), 1ZR-FAE, 104 KW | 03/11 → | | | | | |
| 1800i (340 R), 132 KW | 03/00 → | SP-909 | | SP-2167 | | |
| 1800i 107KW | 04/99 → 12/00 | SP-909 | | SP-2167 | | |

LOTUS

Elise (96-03)

| | | | | | | |
|---|---------------|--------|--|---------|--|--|
| 1800i 130KW | 11/99 → 12/00 | SP-909 | | SP-2167 | | |
| 1800i 16V, (MKII) Rover K-series, 90 KW | 11/00 → 12/03 | SP-909 | | | | |
| 1800i 16V, Rover K-series 1,8 VVC, 116 KW | 06/02 → 12/03 | SP-909 | | SP-2167 | | |
| 1800i, 88KW | 03/96 → 12/00 | SP-909 | | SP-2167 | | |

Europa

| | | | | | | |
|--------------------|---------------|--------|--------|--|--|--|
| 1600 Ford-Motor | 01/67 → 10/75 | SP-942 | MD-076 | | | |
| | 01/67 → 10/75 | SP-942 | MD-076 | | | |
| 1600 Renault-Motor | 01/67 → 10/75 | SP-806 | MD-076 | | | |
| | 01/67 → 10/75 | SP-806 | MD-076 | | | |

Europa S (06-)

| | | | | | | |
|------------------------------|---------------|---------|---------|--|--|--|
| 2000 Turbo SE, Z20LE, 165 KW | 07/07 → 10/75 | SP-1275 | MD-9744 | | | |
| 2000 Turbo, Z20LE, 147 KW | 07/06 → | SP-1275 | MD-9744 | | | |

Evora (06-)

| | | | | | | |
|--------------------------|---------------|--|---------|--|--|--|
| 3500 V6, 2GR-FE, 206 KW | 05/09 → 10/75 | | | | | |
| 3500 V6S, 2GR-FE, 257 KW | 11/10 → 10/75 | | MD-8294 | | | |

Exige (01-)

| | | | | | | |
|-----------------------|---------|---------|--|---------|--|--|
| 1800i 131/143KW | 09/00 → | SP-909 | | SP-2167 | | |
| 1800i 16V, 163 KW | 04/06 → | SP-1227 | | | | |
| 1800i 265E, 197 KW | 08/06 → | | | | | |
| 1800i Cup 260, 191 KW | 04/06 → | | | | | |
| 1800i GT-3, 202 KW | 08/06 → | | | | | |

Omega

| | | | | | | |
|---------------------|---------------|--|---------|---------|--|--|
| 3600i 24V TwinTurbo | 10/89 → 10/94 | | MD-9092 | SP-2024 | | |
|---------------------|---------------|--|---------|---------|--|--|

MAZDA

121 DA/DB

| | | | | | | |
|------------|---------------|---------|---------|---------|--|--|
| 1100 (DA) | 11/86 → 10/89 | SP-934 | MD-9850 | FF-005 | | |
| 1100i (DB) | 11/89 → 02/96 | SP-1002 | MD-9850 | SP-2027 | | |
| 1300 (DA) | 11/86 → 10/89 | SP-934 | MD-9850 | FF-005 | | |
| 1300i (DB) | 11/89 → 02/96 | SP-1002 | MD-9850 | SP-2027 | | |
| 1400 (DA) | 11/86 → 10/89 | SP-1002 | MD-9850 | FF-005 | | |
| 1400i (DB) | 11/89 → 02/96 | SP-1002 | MD-9850 | SP-2027 | | |

121 JA/JB

| | | | | | | |
|------------|---------------|---------|---------|---------|---------------------|--|
| 1250i 44KW | 03/96 → | SP-1072 | MD-9966 | SP-2111 | MS-6006 MS-6006C | |
| 1250i 55KW | 03/96 → | SP-1073 | MD-9966 | SP-2111 | MS-6006 MS-6006C | |
| 1300i 37KW | 02/98 → | SP-1072 | MD-9966 | SP-2111 | MS-6006 MS-6006C | |
| | 03/96 → 01/98 | SP-1072 | MD-9966 | SP-2111 | MS-6006 MS-6006C | |
| 1800D | 03/96 → | SP-949 | MD-9966 | SP-983 | MS-6006 MS-6006C | |
| 1800D CAV | 03/96 → | SP-949 | MD-9966 | MD-093 | MS-6006 MS-6006C | |

2 (03-07)

| | | | | | | |
|----------------------|---------|---------|--------------------|---------|---------|--|
| 1250 55KW | 03/03 → | SP-1073 | MD-8020 | SP-2143 | MS-6279 | |
| 1400 59KW | 02/03 → | SP-1073 | MD-8020 | SP-2143 | MS-6279 | |
| 1400 CD, F6JA, 50 KW | 05/03 → | MD-509 | MD-9756 MD-8486 | FF-058 | MS-6279 | |

Comments: For Dusty environments use MD-9756

| | | | | | | |
|-----------|---------|---------|---------|---------|---------|--|
| 1600 74KW | 03/03 → | SP-1073 | MD-8020 | SP-2143 | MS-6279 | |
|-----------|---------|---------|---------|---------|---------|--|

2 (07-)

| | | | | | | |
|---------------|---------|---------|--------------------|--------|---------|--|
| 1300, 55KW | 10/07 → | SP-1002 | MD-8062 | | MS-6383 | |
| 1300, 63KW | 10/07 → | SP-1002 | MD-8062 | | MS-6383 | |
| 1400 CD, 50KW | 01/08 → | MD-509 | MD-9756 MD-8486 | FF-058 | MS-6383 | |

Comments: For Dusty environments use MD-9756

| | | | | | | |
|------------|---------|---------|---------|--|---------|--|
| 1500, 76KW | 10/07 → | SP-1002 | MD-8062 | | MS-6383 | |
|------------|---------|---------|---------|--|---------|--|

MAZDA

2 (07-)

| | | | | | | |
|---------------|---------|--------|--------------------|---------|---------|--|
| 1600 CD, 66KW | 01/08 → | MD-509 | MD-9756 MD-8486 | SP-1360 | MS-6383 | |
|---------------|---------|--------|--------------------|---------|---------|--|

Comments: For Dusty environments use MD-9756

| | | | | | | |
|-------------------|---------|--------|---------|--|---------|--|
| 1600 MZ-CD, 70 KW | 11/10 → | MD-509 | MD-8446 | | MS-6383 | |
|-------------------|---------|--------|---------|--|---------|--|

3 (03-)

| | | | | | | |
|---------------------------|---------|---------|---------|-------------------|---------|--|
| 1400 59 KW | 01/04 → | SP-1002 | MD-8062 | SP-2161 | MS-6314 | |
| 1400i 16V, Eng: MZR, 62KW | 10/04 → | SP-1002 | MD-8062 | SP-2161 | MS-6314 | |
| 1600 CDiesel, TD, 80 KW | 06/04 → | MD-509 | MD-8158 | FF-064 SP-1360 | MS-6314 | |

Comments: From Chassis no 350.909 onwards use SP-1360

| | | | | | | |
|-----------------------------|---------|---------|---------|---------|---------|--|
| 1600i, 77kw | 10/03 → | SP-1002 | MD-8062 | SP-2161 | MS-6314 | |
| 2000 CD, 105 KW | 04/07 → | SP-934 | MD-8242 | SP-969 | MS-6314 | |
| 2000i, 110 KW | 10/03 → | SP-1296 | MD-8242 | SP-2161 | MS-6314 | |
| 2300 DISI Turbo MPS, 191 KW | 01/07 → | MD-431 | MD-8242 | SP-2161 | MS-6314 | |

3 (09-)

| | | | | | | |
|-----------------------------|---------|---------|---------|---------|---------|--|
| 1600 CD 80 KW | 06/09 → | MD-509 | MD-8158 | SP-1360 | MS-6413 | |
| 1600 MZ-CD 85 KW | 11/10 → | MD-509 | MD-5294 | | MS-6413 | |
| 1600i, 77 KW | 06/09 → | SP-1002 | MD-8062 | | MS-6413 | |
| 2000 MZR DISI, 111 KW | 06/09 → | SP-1296 | MD-8242 | | MS-6413 | |
| 2000 MZR, 110 KW | 06/09 → | SP-1296 | MD-8242 | | MS-6413 | |
| 2200 CD, 110 KW | 06/09 → | SP-934 | MD-8242 | SP-969 | MS-6413 | |
| 2200 CD, 136 KW | 06/09 → | SP-934 | MD-8242 | SP-969 | MS-6413 | |
| 2300 DISI Turbo MPS, 191 KW | 11/09 → | SP-1296 | MD-8242 | | MS-6413 | |

323 BA

| | | | | | | |
|--------------------------|---------------|---------|---------|--------------------|--|--|
| 1300i 54KW | 10/96 → 10/97 | SP-1002 | MD-9996 | SP-2093 | | |
| 1400i 54KW | 08/93 → 10/96 | SP-1002 | MD-9964 | SP-2027 | | |
| | 11/96 → 10/97 | SP-1002 | MD-9966 | SP-2093 | | |
| 1500i 65/66KW | 02/97 → 10/97 | SP-1002 | MD-9964 | SP-2093 | | |
| 1500i 65KW | 08/93 → 01/97 | SP-1002 | MD-9964 | SP-2027 | | |
| 1700TD 60KW | 01/95 → 10/97 | SP-819 | MD-9968 | SP-970 | | |
| 1800 16V (BA), BP, 84 KW | 08/94 → 10/98 | SP-1002 | MD-9964 | SP-2027 | | |
| 1900i 84KW | 08/93 → 01/97 | SP-1002 | MD-9964 | SP-2027 | | |
| | 02/97 → 10/97 | SP-1002 | MD-9964 | SP-2093 | | |
| 2000D 52KW | 10/96 → 10/97 | SP-819 | MD-9968 | SP-970 | | |
| 2000D 52KW Bypass | 10/96 → 10/97 | SP-925 | | | | |
| 2000i 106KW V6-24V | 08/93 → 10/97 | SP-1002 | MD-9132 | SP-2047 SP-2137 | | |
| 2000TD 66KW | 05/96 → 10/97 | SP-959 | MD-9968 | SP-970 | | |








323 BD








| | | | | | | |
|-----------|---------------|--------|---------|--------|--|--|
| 1100 | 08/80 → 06/80 | SP-934 | MD-154 | FF-012 | | |
| | 06/80 → 05/84 | SP-934 | MD-154 | FF-005 | | |
| 1300 | 08/80 → 01/80 | SP-934 | MD-154 | FF-012 | | |
| | 02/80 → 05/84 | SP-934 | MD-154 | FF-005 | | |
| 1500 55KW | 08/80 → 01/80 | SP-934 | MD-154 | FF-012 | | |
| | 02/80 → 05/84 | SP-934 | MD-154 | FF-005 | | |
| 1500 62KW | 08/80 → 01/80 | SP-934 | MD-9804 | FF-012 | | |
| | 02/80 → 05/84 | SP-934 | MD-9804 | FF-005 | | |








323 BF








| | | | | | | |
|--------------------------|---------------|---------|---------|---------|--|--|
| 1100 40KW | 06/84 → 11/86 | SP-934 | MD-154 | FF-005 | | |
| | 11/86 → 05/88 | SP-1002 | MD-544 | FF-023 | | |
| 1300 44KW | 06/84 → 03/86 | SP-934 | MD-154 | FF-005 | | |
| | 04/86 → 05/88 | SP-1002 | MD-544 | FF-005 | | |
| 1500 54/55KW | 04/86 → 05/88 | SP-1002 | MD-544 | FF-005 | | |
| | 06/84 → 03/86 | SP-934 | MD-154 | FF-005 | | |
| 1600i 63/77KW | 05/84 → 05/88 | SP-1002 | MD-9130 | SP-2028 | | |
| 1600iTurbo 103KW | 06/86 → 05/88 | SP-1002 | MD-9130 | SP-2028 | | |
| 1700D BF/BW | 05/84 → 05/88 | SP-819 | MD-9138 | SP-970 | | |
| 1700D BF/BW Bypassfilter | 05/84 → 05/88 | SP-925 | | | | |

323 BG

|  |  |  OIL |  AIR |  FUEL |  CABIN |  OTHER |
|---|--|--|--|---|--|--|
| MAZDA | | | | | | |
| 323 BG | | | | | | |
| 1300 49KW | 06/88 → 04/90 | SP-1002 | MD-9892 | FF-023 | | |
| 1300i 49/55KW | 06/88 → 07/94 | SP-1002 | MD-9894 | SP-2027 | | |
| 1400i | 06/88 → 07/94 | SP-1002 | MD-9894 | SP-2027 | | |
| 1500i 65-66KW | 09/89 → 08/93 | SP-1002 | MD-9964 | SP-2093 | | |
| 1600i 65KW | 06/88 → | SP-1002 | MD-9894 | SP-2027 | | |
| 1700D 40-43KW | 06/88 → 07/94 | SP-1009 | MD-9138 | SP-970 | | |
| 1900i 76/94KW | 06/88 → 07/94 | SP-1002 | MD-9894 | SP-2027 | | |
| 1900iTurbo 120KW | 01/91 → 07/96 | SP-1002 | MD-9894 | SP-2093 | | |
| 1900iTurbo 136KW | 10/92 → 07/94 | SP-1002 | MD-9894 | SP-2027 | | |
| 2000i 106-108KW | 09/89 → 08/93 | SP-1002 | MD-9966 | SP-2094 | | |
| 323 BH | | | | | | |
| 1700TD BH | 09/93 → 08/97 | SP-819 | MD-9968 | SP-970 | | |
| 323 BJ | | | | | | |
| 1300i, 16V, 55KW | 01/98 → | SP-1002 | MD-9996 | FF-023 | | |
| 1400 B3-ME, 53KW | 01/01 → | SP-1002 | MD-9996 | FF-046 | | |
| 1400i 54KW | 09/98 → 02/01 | SP-1002 | MD-9996 | FF-048 | MS-6233 | |
| 1500i 65KW | 09/98 → 02/01 | SP-1002 | MD-9964 | FF-013 | MS-6233 | |
| 1600 72KW | 11/01 → | SP-1002 | MD-9964 | | | |
| 1900i 84KW | 09/98 → 02/01 | SP-1002 | MD-9964 | | MS-6233 | |
| 2000 16V 96KW | 11/00 → 01/00 | SP-1002 | MD-9964 | FF-046 | | |
| 2000 Diesel 52KW | 09/98 → 02/01 | SP-819 | | SP-1080 | MS-6233 | |
| 2000 TDiesel 66KW | 09/98 → 02/01 | SP-959 | MD-9968 | SP-1080 | MS-6233 | |
| 323 BW | | | | | | |
| 1500 | 04/86 → 05/88 | SP-1002 | MD-544 | FF-005 | | |
| | 06/84 → 03/86 | SP-934 | MD-154 | FF-005 | | |
| 1600i | 06/88 → | SP-1002 | MD-9894 | SP-2027 | | |
| 1700D | 05/84 → 05/88 | SP-819 | MD-9138 | SP-970 | | |
| 1700D 42/43KW | 06/88 → 07/94 | SP-1009 | MD-9138 | SP-970 | | |
| 1700D Bypassfilter | 05/84 → 05/88 | SP-925 | | | | |
| 323 FA | | | | | | |
| 1000 FA | 11/76 → 07/80 | SP-934 | MD-100 | FF-012 | | |
| 1300 FA | 11/76 → 07/80 | SP-934 | MD-100 | FF-012 | | |
| 1400 FA | 04/78 → 12/81 | SP-934 | MD-100 | FF-012 | | |
| 5 (05-10) | | | | | | |
| 1800, 85 KW | 03/05 → | SP-1073 | MD-8242 | | MS-6314 | |
| 2000 CD, 105 KW | 06/05 → | SP-934 | MD-8242 | SP-969 | MS-6314 | |
| 2000 CD, 81 KW | 12/05 → 09/10 | SP-934 | MD-8242 | SP-969 | MS-6314 | |
| 2000, 107 KW | 06/05 → | SP-1296 | MD-8242 | | MS-6314 | |
| 5 (10-) | | | | | | |
| 1600 CD, 85 KW | 09/10 → | MD-509 | MD-5294 | | MS-6314 | |
| 2000 MZR, 110 KW | 09/10 → | SP-1296 | MD-8580 | | MS-6314 | |
| 2000, 106 KW | 09/10 → | SP-1296 | MD-8580 | | MS-6314 | |
| 6 (02-) | | | | | | |
| 1800i GG/GY ,L813, 88 KW | 06/02 → | SP-1296 | MD-9766 | | MS-6279 | |
| Comments: SP-1296: From chassis no. 176451 | | | | | | |
| | 06/02 → | MD-431 | MD-9766 | | MS-6279 | |
| Comments: MD-431: Up to chassis no. 176450 | | | | | | |
| 2000 CD, 100 KW | 06/02 → | SP-937 | MD-9766 | SP-1080 | MS-6279 | |
| 2000 CD, RF5C, 89 KW | 06/02 → | SP-934 | MD-9766 | SP-1080 | MS-6279 | |
| 2000 CD, RF7J, 105 KW | 09/05 → | SP-934 | MD-9766 | SP-969 | MS-6279 | |
| 2000 LF17, LF18, 104 KW | 06/02 → 06/05 | MD-431 | MD-9766 | | MS-6279 | |
| | | SP-1296 | | | | |
| Comments: MD-431: Up to chassis no. 195595, SP-1296: From chassis no. 195596. | | | | | | |
| 2000i GG/GY, 108 KW | 06/05 → | SP-1296 | MD-9766 | | MS-6279 | |
| | 06/02 → 05/05 | SP-1296 | MD-9766 | | MS-6279 | |
| 2300, 122 KW | 06/02 → | MD-431 | MD-9766 | | MS-6279 | |
| 2300, AWD L3C, 119 KW | 11/02 → | MD-431 | MD-9766 | | MS-6279 | |
| 2300, DISI Turbo MPS, 191 KW | 01/06 → | MD-431 | MD-8626 | | MS-6279 | |
| 6 (08-) | | | | | | |

|  |  |  OIL |  AIR |  FUEL |  CABIN |  OTHER |
|---|--|--|--|---|--|--|
| MAZDA | | | | | | |
| 6 (08-) | | | | | | |
| 1800, L8, 88 KW | 02/08 → | SP-1296 | MD-9766 | | MS-6279 | |
| 2000 CD, 103 KW | 02/08 → 12/08 | SP-934 | MD-9766 | SP-969 | MS-6279 | |
| 2000 MZR, 114 KW | 03/12 → | SP-1296 | MD-9766 | | MS-6279 | |
| 2000, LF, 108 KW | 02/08 → | SP-1296 | MD-9766 | | MS-6279 | |
| 2200 CD, 120 KW | 01/09 → | SP-934 | MD-9766 | SP-969 | MS-6279 | |
| 2200 CD, 132 KW | 03/10 → | SP-934 | MD-9766 | SP-969 | MS-6279 | |
| 2200 CD, 136 KW | 01/09 → | SP-934 | MD-9766 | SP-969 | MS-6279 | |
| 2200 CD, 92 KW | 01/09 → | SP-934 | MD-9766 | SP-969 | MS-6279 | |
| 2200 CD, 95 KW | 03/10 → | SP-934 | MD-9766 | SP-969 | MS-6279 | |
| 2500 LS, 125 KW | 02/08 → | MD-431 | MD-9766 | | MS-6279 | |
| 6 (13-) | | | | | | |
| 2000 Skyactiv-G, 107 KW | 02/13 → | | MD-8636 | | | |
| 2000 Skyactiv-G, 121 KW | 02/13 → | | MD-8636 | | | |
| 2200 Skyactiv-Diesel, 110 KW | 02/13 → | | MD-8648 | SP-969 | | |
| 2200 Skyactiv-Diesel, 129 KW | 02/13 → | | MD-8648 | SP-969 | | |
| 2500 Skyactiv-Diesel, 141 KW | 02/13 → | | | | | |
| 626 I (CB) | | | | | | |
| 1600, 55KW | 10/77 → 11/81 | SP-937 | MD-204 | FF-012 | | |
| 2000, 66KW | 10/77 → 11/81 | SP-937 | MD-204 | FF-012 | | |
| 626 II (GC) | | | | | | |
| 1600 GC | 11/81 → 07/86 | SP-959 | MD-204 | FF-005 | | |
| 1800 GC 74KW | 11/81 → 07/84 | SP-959 | MD-204 | FF-005 | | |
| 2000 GC | 11/81 → 07/84 | SP-937 | MD-204 | FF-005 | | |
| | 08/85 → 08/86 | SP-959 | MD-204 | FF-005 | | |
| 2000D GC | 11/82 → 04/88 | SP-819 | MD-9808 | SP-899 | | |
| 2000D GC Bypassfilter | 11/82 → 04/88 | SP-925 | MD-9808 | SP-899 | | |
| 2000i GC | 08/85 → 08/86 | SP-959 | MD-9128 | SP-2042 | | |
| 626 III (GD/GV) | | | | | | |
| 1600 GD | 08/86 → 07/90 | SP-1001 | MD-204 | | | |
| 1800 GD/GV | 08/86 → 07/90 | SP-1001 | MD-204 | FF-005 | | |
| 1800i GD | 08/86 → 07/90 | SP-1001 | MD-9132 | | | |
| 2000 GD | 08/86 → 07/90 | SP-959 | MD-204 | FF-005 | | |
| 2000D GD/GV | 05/88 → 01/92 | SP-1009 | MD-9852 | SP-970 | | |
| 2000i GD/GV | 08/86 → 07/90 | SP-1001 | MD-9132 | SP-2015 | | |
| 2200i GD/GV | 05/88 → 02/98 | SP-959 | MD-9132 | SP-2015 | | |
| 626 IV (GE) | | | | | | |
| 1800i GE | 08/90 → 04/96 | SP-1001 | MD-9244R | SP-2029 | | |
| 2000i GE | 08/90 → 04/96 | SP-1001 | MD-9244R | SP-2029 | | |
| 2000TD GE Complex | 01/92 → 04/96 | SP-1009 | MD-9852 | SP-970 | | |
| 2500i GE Xerxes V6 | 08/90 → 04/96 | SP-989 | MD-9244R | SP-2029 | | |
| 626 V (GF/GW) | | | | | | |
| 2000D GF/GW 74KW | 04/98 → | SP-959 | | SP-1080 | MS-6233 | |
| 2000D GF/GW 84KW | 10/98 → | SP-819 | | SP-1080 | MS-6233 | |
| 2000TDi (GF,GW), RF, 66 KW | 09/99 → 09/02 | | MD-9766 | SP-1080 | | |
| 2000TDi (GF,GW), RF, 81 KW | 10/00 → 09/02 | | MD-9766 | | | |
| 2000TDi (GF,GW),RF, 74 KW | 04/98 → 11/00 | | MD-9766 | SP-1080 | | |
| 818 | | | | | | |
| 1300 | 01/74 → 12/79 | SP-937 | MD-100 | FF-012 | | |
| 1600 | 01/74 → 12/79 | SP-937 | MD-204 | FF-012 | | |
| 929 | | | | | | |
| 1800 HB | 11/81 → 07/82 | SP-937 | MD-9128 | FF-005 | | |
| 1800 LA3 | 01/74 → 05/79 | SP-937 | MD-204 | FF-012 | | |
| 2000 HB/HV 66KW | 01/82 → 07/82 | SP-937 | MD-9128 | FF-005 | | |
| 2000 HB/HV 75KW | 07/82 → 02/86 | SP-959 | MD-204 | FF-005 | | |
| 2000 LA4 | 09/77 → 01/82 | SP-937 | MD-204 | FF-012 | | |
| 2000i HB 88KW | 07/82 → 02/86 | SP-959 | | SP-2043 | | |
| 2000i HC | 01/87 → 12/89 | SP-959 | MD-9128 | SP-2044 | | |
| 2200 HC 85KW | 01/87 → 12/89 | SP-959 | MD-204 | FF-005 | | |
| 2200i HC 100KW | 01/87 → 12/89 | SP-959 | MD-9128 | SP-2044 | | |

|  |  |  OIL |  AIR |  FUEL |  CABIN |  OTHER |
|---|--|--|--|---|--|--|
| MAZDA | | | | | | |
| 929 | | | | | | |
| 3000i HC 140KW | 01/87 → 07/92 | SP-959 | MD-9338 | SP-2044 | | |
| Artis (98-) | | | | | | |
| 1600 B6, 80 KW | 04/98 → | SP-1002 | MD-9964 | SP-2027 | | |
| 1800 BP, 90 KW | 04/98 → | SP-1002 | MD-9964 | SP-2027 | | |
| AZ Offroad | | | | | | |
| 1300,Mod:JH23W,Eng:K6A,4WD | 10/98 → 10/99 | SP-1008 | MD-9612 | | | |
| B-Series | | | | | | |
| 2500D (UF), 57KW | 03/98 → 01/00 | SP-920 | MD-9590 | SP-969 | | |
| 2500D (UN), 62KW | 12/02 → 01/00 | SP-993 | MD-9590 | SP-969 | | |
| BT-50 (07-) | | | | | | |
| 2500 MZR-CD, 105 KW | 01/07 → | | | | | |
| 3000 MZR-CD, 115 KW | 01/07 → | | | | | |
| Carol | | | | | | |
| 660 4WD,Eng:F6A,Mod:AA6RA | 02/90 → 10/95 | SP-1008 | MD-8048 | | | |
| 660 4WD,Eng:F6A,Mod:AC6R | 10/95 → 09/98 | SP-1008 | MD-8048 | | | |
| 660,Eng:F6A,Mod:AC6P | 10/95 → 09/98 | SP-1008 | MD-8048 | | | |
| CX-5 (07-) | | | | | | |
| 2000 Skyactiv-G, 118 KW | 04/12 → | | MD-8636 | | | |
| 2000 Skyactiv-G, 121 KW | 04/12 → | | MD-8636 | | | |
| 2200 Skyactiv-D, 110 KW | 04/12 → | | MD-8648 | SP-969 | | |
| 2200 Skyactiv-D, 129 KW | 04/12 → | | MD-8648 | SP-969 | | |
| CX-7 (07-) | | | | | | |
| 2200 MZR-CD, 127 KW | 10/09 → | SP-934 | MD-8580 | SP-969 | MS-6279 | |
| 2300 DISI Turbo, 191 KW | 01/07 → | MD-431 | MD-8626 | | MS-6279 | |
| CX-9 (07-) | | | | | | |
| 3500, 193 KW | 01/07 → | | | | | |
| 3700, 204 KW | 01/07 → | | | | | |
| Demio (98-) | | | | | | |
| 1300 (DY) 46 KW | 08/04 → | SP-1002 | MD-8062 | SP-2143 | | |
| 1300i (DW) 46KW | 01/98 → | SP-1002 | MD-9484 | SP-2116 | MS-6340 | |
| 1300i (DW) 53KW | 01/98 → | SP-1002 | MD-9484 | SP-2116 | MS-6340 | |
| 1500 (DY), 55 KW | 03/04 → | SP-1002 | MD-8062 | SP-2116 | MS-6340 | |
| 1500i (DW) 55KW | 05/00 → | SP-1002 | MD-9484 | SP-2116 | MS-6297C | |
| E-Series | | | | | | |
| E1600 BA2 | 01/79 → 01/84 | SP-873 | | FF-012 | | |
| E2000 SA/SB | 01/84 → 01/88 | SP-873 | MD-9128 | FF-005 | | |
| E2000 SR | 01/88 → 05/94 | SP-959 | MD-9128 | FF-005 | | |
| | 06/94 → | SP-1001 | MD-9128 | FF-005 | | |
| E2200D SA/SB | 01/84 → 01/88 | SP-819 | MD-594 | SP-899 | | |
| E2200D SA/SB Bypassfilter | 01/84 → 01/88 | SP-925 | | | | |
| E2200D SD Pickup | 01/84 → 01/88 | SP-819 | MD-526K | SP-899 | | |
| E2200D SD Pickup Bypassfilter | 01/84 → 01/88 | SP-925 | | | | |
| E2200D SR | 01/88 → | SP-819 | MD-594 | SP-899 | | |
| E2200D SR Bypassfilter | 01/88 → | SP-925 | | | | |
| E2500 | 08/99 → | SP-997 | MD-526K | SP-969 | | |
| E2500 SV22 | 07/96 → 06/99 | SP-997 | MD-526K | SP-969 | | |
| E2500 SV27 | 03/96 → 06/99 | SP-997 | MD-526K | SP-969 | | |
| E2500D EXR | 03/77 → | SP-872 | | SP-902 | | |
| E3000D TAB | 03/77 → | SP-872 | | SP-902 | | |
| Econovan | | | | | | |
| 1400 48KW | 05/84 → | SP-1002 | MD-9128 | | | |
| 2000D | 01/86 → | SP-819 | MD-594 | SP-970 | | |
| 2000D Bypass | 01/86 → | SP-925 | | | | |
| Familia | | | | | | |
| 1000 GA3 | 01/73 → 05/77 | SP-934 | MD-100 | FF-012 | | |
| 1300 FA3 | 01/75 → 05/77 | SP-934 | MD-100 | FF-012 | | |
| Lantis | | | | | | |
| 1800 | 06/93 → 08/97 | SP-1002 | MD-9964 | | | |

|  |  |  OIL |  AIR |  FUEL |  CABIN |  OTHER |
|---|--|--|--|---|--|--|
| MAZDA | | | | | | |
| Lantis | | | | | | |
| 2000 EGI | 07/93 → 08/97 | SP-989 | MD-9966 | SP-2094 | | |
| MPV | | | | | | |
| 2000 CD, RF5C, 100 KW | 07/02 → | SP-934 | MD-9766 | SP-1080 | MS-6298 | |
| 2000i (LW), 88 KW | 08/00 → 08/02 | SP-1079 | MD-9766 | | MS-6298 | |
| 2000i 89KW | 10/98 → | SP-1002 | | | MS-6298 | |
| 2500 V6, 125 KW | 09/99 → | SP-1084 | MD-9766 | | | |
| 2500TD | 05/96 → 12/98 | SP-997 | MD-764 | SP-970 | | |
| 3000 V6, 147 KW | 03/02 → | SP-1084 | MD-9766 | | | |
| 3000 V6, JE, 109 KW | 05/96 → 09/99 | SP-1001 | | | | |
| 3000 V6, JE, 113 KW | 03/95 → 09/99 | SP-1001 | | | | |
| 3000i 18V JEE | 08/93 → 09/98 | SP-989 | MD-9338 | | | |
| MX3 | | | | | | |
| 1600i EC 66KW | 05/90 → 01/94 | SP-1002 | MD-9990 | SP-2027 | | |
| 1600i EC 81KW | 01/94 → | SP-1002 | MD-9990 | SP-2027 | | |
| 1900i EC 98KW | 05/90 → 01/94 | SP-989 | MD-9990 | SP-2047 SP-2137 | | |
| 1900i EC V6 95KW | 01/94 → | SP-989 | MD-9990 | SP-2047 SP-2137 | | |
| MX5 (NA) | | | | | | |
| 1600i 66KW | 01/94 → 02/98 | SP-989 | MD-9894 | SP-2085 | | |
| 1600i 85KW | 04/90 → 12/93 | SP-1002 | MD-9894 | SP-2085 | | |
| 1800i 96KW | 01/92 → 02/98 | SP-1002 | MD-9894 | SP-2085 | | |
| MX5 (NB) | | | | | | |
| 1600i, B6 81KW | 03/98 → | SP-1002 | MD-9244R | SP-2162 | | |
| 1840i, BP-ZE 16V, 103 KW | 03/98 → | SP-1002 | MD-9244R | SP-2162 | | |
| 1900i, BP 16V, 102 KW | 11/00 → 11/05 | SP-1002 | MD-9244R | SP-2162 | | |
| 1900i, BP 16V, 107 KW | 11/00 → 11/05 | SP-1002 | MD-9244R | SP-2162 | | |
| MX5 (NC) | | | | | | |
| 1800i, 93 KW | 01/06 → | SP-1296 | MD-8250 | | | |
| 2000 i, 118 KW | 11/05 → | SP-1296 | MD-8250 | | | |
| MX6 | | | | | | |
| 2000i GE 85KW | 07/90 → | SP-1001 | MD-9244R | SP-2029 | | |
| 2500i GE 120/122KW | 07/90 → | SP-937 | MD-9244R | SP-2029 | | |
| Pickup | | | | | | |
| B1600 PE | 01/74 → 09/81 | SP-873 | MD-204 | FF-012 | | |
| | 10/81 → 01/89 | SP-937 | MD-204 | FF-005 | | |
| B1800 PE | 01/77 → 09/81 | SP-873 | MD-204 | FF-012 | | |
| | 10/81 → 01/85 | SP-937 | MD-204 | FF-005 | | |
| B2000 UF | 01/85 → 01/89 | SP-937 | MD-204 | FF-005 | | |
| B2200D PE | 01/77 → 01/85 | SP-913 | MD-308 | SP-970 | | |
| B2200D PE Bypassfilter | 01/77 → 01/85 | SP-925 | | | | |
| B2200D PE some/teilweise | 01/77 → 01/85 | | MD-412 | | | |
| B2200D UF 47KW | 01/85 → | SP-819 | MD-526 | SP-899 | | |
| B2200D UF 47KW Bypassfilter | 01/85 → | SP-925 | | | | |
| B2500 Mod.UH07/UH08 Eng:DE25 4WD, | 01/96 → | SP-997 | MD-736 | SP-899 | | |
| B2500 Mod.UL82 4WD | 05/00 → | SP-993 | MD-9590 | SP-969 | | |
| | 05/00 → | SP-920 | | SP-969 | | |
| B2500 Mod.UM16 | 01/01 → | SP-920 | | SP-969 | | |
| B2500 Mod:UL80 | 05/00 → | SP-993 | MD-9590 | SP-969 | | |
| B2500 UG97 Eng:DE25,4WD | 03/97 → | SP-997 | MD-736 | SP-899 | | |
| B2500D Eng:DE, Mod.UG63WL | 11/96 → | SP-997 | MD-736 | SP-899 | | |
| B2500TD WL | 11/96 → | SP-997 | MD-764 | SP-899 | | |
| B2600 UF | 01/85 → | SP-1001 | MD-9338 | FF-005 | | |
| E2200D SD | 01/84 → 01/88 | SP-819 | MD-526K | SP-899 | | |
| E2500 SV22 | 07/96 → 06/99 | SP-997 | MD-526K | SP-969 | | |
| E2500 SV27 | 03/96 → 06/99 | SP-997 | MD-526K | SP-969 | | |
| Premacy (99-05) | | | | | | |
| 1900i, CP, 74/84 KW | 07/98 → | SP-1002 | MD-9964 | FF-046 | MS-6233 | |

MAZDA

Premacy (99-05)

| | | | | | | |
|-------------------------|---------------|---------|---------|---------|---------|--|
| 2000 TD, 66 KW | 07/98 → | SP-819 | | SP-1080 | MS-6233 | |
| | 07/00 → | SP-819 | | SP-1080 | | |
| 2000 TD, RF4F, 74 KW | 07/00 → 06/05 | SP-934 | MD-9968 | SP-1080 | MS-6233 | |
| 2000, FS7E, FS7G, 96 KW | 11/01 → 06/05 | SP-1002 | MD-9964 | FF-046 | MS-6233 | |

RX7

| | | | | | | |
|-------------------|---------------|---------|---------|---------|--|--|
| 1200 Wankel SA22 | 01/78 → 12/81 | SP-934 | | FF-012 | | |
| 1300 Wankel ED/FD | 01/91 → | SP-1002 | MD-9426 | | | |
| 1300 Wankel FC | 01/86 → 06/92 | SP-937 | MD-9426 | SP-2027 | | |
| 1300 Wankel FD13 | 02/92 → 09/96 | SP-1002 | MD-9426 | | | |
| 1300 Wankel SA | 01/83 → 06/86 | SP-937 | | FF-005 | | |

RX8 (03-10)

| | | | | | | |
|------------------------------|---------------|---------|---------|--|---------|--|
| 1300, Eng: Renesis B3, 141KW | 11/03 → 12/10 | SP-1079 | MD-8088 | | MS-6298 | |
| 1300, Eng: Renesis B3, 170KW | 11/03 → 12/10 | SP-1079 | MD-8088 | | MS-6298 | |

Tribute (00-)

| | | | | | | |
|---------------------|---------------|---------|---------|--|---------|--|
| 2000 16V, 91 KW | 08/00 → 07/04 | SP-978 | MD-9602 | | MS-6427 | |
| 2300i, 110 KW | 05/04 → | SP-1296 | MD-9602 | | MS-6427 | |
| 3000 V6 24V, 145 KW | 08/00 → 07/04 | SP-1084 | MD-9602 | | MS-6427 | |
| 3000i, 149 KW | 05/04 → | SP-1084 | MD-9602 | | MS-6427 | |

Trucks

| | | | | | | |
|-----------|---------------|--------|---------|--------|--|--|
| T2500D | 05/88 → | SP-872 | | SP-854 | | |
| T2700D | → 01/84 | SP-872 | MD-272K | SP-899 | | |
| T3000D | 01/85 → 05/88 | SP-823 | MD-272K | | | |
| | 05/88 → | SP-872 | | | | |
| T3000D WE | → 01/84 | SP-872 | MD-272K | SP-899 | | |
| T3000TD | 07/90 → 04/92 | SP-872 | MD-702 | SP-854 | | |
| T3700D | → 01/84 | SP-872 | MD-272K | SP-899 | | |

Xedos 6

| | | | | | | |
|-------------------|---------|--------|---------|---------|--|--|
| 1600i CA | 05/92 → | SP-989 | | SP-2029 | | |
| 2000 V6 KF1 103KW | 06/94 → | SP-989 | MD-9244 | SP-2029 | | |
| 2000i CA | 05/92 → | SP-989 | MD-9982 | SP-2029 | | |

Xedos 9

| | | | | | | |
|----------------|---------------|--------|---------|---------|---------|--|
| 2000i V6 | 07/92 → | SP-989 | MD-9942 | SP-2092 | MS-6342 | |
| 2300i V6 Turbo | 08/93 → | SP-989 | MD-9938 | SP-2092 | MS-6342 | |
| 2500i V6 | 07/92 → 03/00 | SP-989 | MD-9942 | SP-2092 | MS-6342 | |

MERCEDES-BENZ (DC)

A-Class W168 (97-04)

| | | | | | | |
|-----------------------|---------------|--------|---------|---------|---------|--|
| 140, M166.940, 60 KW | 07/97 → 08/04 | MD-351 | MD-5154 | SP-2122 | MS-6173 | |
| 160 CDI, OM668, 55 KW | 02/01 → 08/04 | MD-445 | MD-5224 | SP-1116 | MS-6173 | |

Comments: SP-1309: With water sensor connection.

| | | | | | | |
|---------------------------|---------------|--------|---------|---------|---------|--|
| 160 CDI, OM668.941, 44 KW | 02/99 → 03/01 | MD-445 | MD-5224 | SP-1116 | MS-6173 | |
| | | | | SP-1309 | | |

Comments: SP-1309: With water sensor connection.

| | | | | | | |
|-----------------------|---------------|--------|---------|---------|---------|--|
| 160, M166, 75 KW | 07/97 → 08/04 | MD-351 | MD-5154 | SP-2122 | MS-6173 | |
| 170 CDI, OM668, 70 KW | 02/01 → 08/04 | MD-445 | MD-5224 | SP-1116 | MS-6173 | |

Comments: SP-1309: With water sensor connection.

| | | | | | | |
|---------------------------|---------------|--------|---------|---------|---------|--|
| 170 CDI, OM668.940, 66 KW | 02/99 → 03/01 | MD-445 | MD-5224 | SP-1116 | MS-6173 | |
| | | | | SP-1309 | | |

Comments: SP-1309: With water sensor connection.

| | | | | | | |
|-----------------------|---------------|--------|---------|---------|---------|--|
| 190, M166, 92 KW | 02/98 → 08/04 | MD-351 | MD-5154 | SP-2122 | MS-6173 | |
| 210, M166.995, 103 KW | 03/02 → 08/04 | MD-351 | MD-5154 | SP-2122 | MS-6173 | |

A-Class W169 (04-12)

| | | | | | | |
|------------------|---------------|--------|---------|--|----------|--|
| 150, M266, 70 KW | 09/04 → 03/09 | MD-605 | MD-8154 | | MS-6304 | |
| | | | | | MS-6304C | |

MERCEDES-BENZ (DC)

A-Class W169 (04-12)

| | | | | | | |
|---|---------------|--------|---------|--------------------|---------------------|--|
| 160 CDI, OM 640, 60 KW | 11/04 → 11/08 | MD-507 | MD-8172 | SP-2138 SP-1298 | MS-6304 MS-6304C | |
| Comments: SP-2138: Up to engine no. 30553857, SP-1298: Optional extra with water sensor connection. | | | | | | |
| | 12/08 → 07/12 | MD-507 | MD-8172 | SP-1354 SP-1298 | MS-6304 MS-6304C | |
| Comments: SP-1354: From engine no. 30553858, SP-1298: Optional extra with water sensor connection. | | | | | | |
| 160, M266, 70 KW | 04/09 → | MD-605 | MD-8154 | | MS-6304 MS-6304C | |
| 170, M266, 85 KW | 09/04 → 03/09 | MD-605 | MD-8154 | | MS-6304 MS-6304C | |
| 180 CDI, OM640, 80 KW | 09/04 → 11/08 | MD-557 | MD-8172 | SP-2138 SP-1298 | MS-6304 MS-6304C | |
| Comments: SP-2138: Up to engine no. 30553857, SP-1298: Optional extra with water sensor connection. | | | | | | |
| | 12/08 → 07/12 | MD-557 | MD-8172 | SP-1354 SP-1298 | MS-6304 MS-6304C | |
| Comments: SP-1354: From engine no. 30553858, SP-1298: Optional extra with water sensor connection. | | | | | | |
| 180, M266, 85 KW | 04/09 → 07/12 | MD-605 | MD-8154 | | MS-6304 MS-6304C | |
| 200 CDI, OM 640, 100 KW | 09/04 → | MD-557 | MD-8172 | SP-2138 SP-1298 | MS-6304 | |
| Comments: Optional extra with water sensor connection | | | | | | |
| 200 CDI, OM 640, 103 KW | 09/04 → 11/08 | MD-557 | MD-8172 | SP-2138 SP-1298 | MS-6304 MS-6304C | |
| Comments: SP-2138: Up to engine no. 30553857, SP-1298: Optional extra with water sensor connection. | | | | | | |
| | 12/08 → 07/12 | MD-557 | MD-8172 | SP-1354 SP-1298 | MS-6304 MS-6304C | |
| Comments: SP-1354: From engine no. 30553858, SP-1298: Optional extra with water sensor connection. | | | | | | |
| 200 Turbo, M266, 142 KW | 07/05 → 07/12 | MD-605 | MD-8154 | | MS-6304 MS-6304C | |
| 200, M266, 100 KW | 09/04 → 07/12 | MD-605 | MD-8154 | | MS-6304 MS-6304C | |
| E-cell, 50 KW | 12/10 → | | | | MS-6304 MS-6304C | |

A-Class W176 (12-)

| | | | | | | |
|--|---------|--------|---------|--|--|--|
| 180 BlueEFFICIENCY, M270.910, 90 KW | 09/12 → | | | | | |
| 180 CDI BlueEFFICIENCY, OM607.951, 80 KW | 09/12 → | | MD-8652 | | | |
| 180 CDI BlueEFFICIENCY, OM651.901, 80 KW | 09/12 → | MD-683 | MD-8652 | | | |
| 200 BlueEFFICIENCY, M270.910, 115 KW | 09/12 → | | | | | |
| 200 CDI BlueEFFICIENCY, OM651.901, 100 KW | 09/12 → | MD-683 | MD-8652 | | | |
| 220 CDI BlueEFFICIENCY, OM651.930, 125 KW | 09/12 → | MD-683 | MD-8652 | | | |
| 250 BlueEFFICIENCY Sport, M270.920, 155 KW | 09/12 → | | | | | |
| 450 AMG, M133.980, 265 KW | 05/13 → | | | | | |

B-Class W245 (05-11)

| | | | | | | |
|---|---------------|--------|---------|--------------------|---------------------|--|
| 150, M266, 70 KW | 09/05 → 12/11 | MD-605 | MD-8154 | | MS-6304 MS-6304C | |
| 160, M266, 70 KW | 04/09 → 12/11 | MD-605 | MD-8154 | | MS-6304 MS-6304C | |
| 170 NGT, 85 KW | 04/08 → 12/11 | MD-605 | MD-8154 | | MS-6304 MS-6304C | |
| 170, M266, 85 KW | 04/05 → 12/11 | MD-605 | MD-8154 | | MS-6304 MS-6304C | |
| 180 CDI, OM640, 80 KW | 04/05 → 11/08 | MD-557 | MD-8172 | SP-2138 SP-1298 | MS-6304 MS-6304C | |
| Comments: SP-2138: Up to engine no. 30553857, SP-1298: Optional extra with water sensor connection. | | | | | | |
| | 12/08 → 12/11 | MD-557 | MD-8172 | SP-1354 SP-1298 | MS-6304 MS-6304C | |
| Comments: SP-1354: From engine no. 30553858, SP-1298: Optional extra with water sensor connection. | | | | | | |
| 180 NGT, M266, 85 KW | 04/08 → 12/11 | MD-605 | MD-8154 | | MS-6304 MS-6304C | |
| 180, M266, 85 KW | 04/09 → 12/11 | MD-605 | MD-8154 | | MS-6304 MS-6304C | |

MERCEDES-BENZ (DC)

B-Class W245 (05-11)

| | | | | | | |
|---|---------------|--------|---------|--------------------|---------------------|--|
| 200 CDI, OM640, 103 KW | 04/05 → 11/08 | MD-557 | MD-8172 | SP-2138 SP-1298 | MS-6304 MS-6304C | |
| Comments: SP-2138: Up to engine no. 30553857, SP-1298: Optional extra with water sensor connection. | | | | | | |
| | 12/08 → 12/11 | MD-557 | MD-8172 | SP-1354 SP-1298 | MS-6304 MS-6304C | |
| Comments: SP-1354: From engine no. 30553858, SP-1298: Optional extra with water sensor connection. | | | | | | |
| 200 Turbo, M266, 142 KW | 04/05 → 12/11 | MD-605 | MD-8154 | | MS-6304 MS-6304C | |
| 200, M266, 100 KW | 04/05 → 12/11 | MD-605 | MD-8154 | | MS-6304 MS-6304C | |
| F-CELL, 77 KW | 01/10 → 12/11 | | | | MS-6304 MS-6304C | |

B-class W246 (11-)

| | | | | | | |
|--|---------|--------|---------|--|--|--|
| 180 BlueEFFICIENCY, M270.910, 90 KW | 10/11 → | MD-709 | | | | |
| 180 CDI BlueEFFICIENCY, OM 651.901, 80 KW | 10/11 → | MD-683 | MD-8652 | | | |
| 200 BlueEFFICIENCY, M270.910, 115 KW | 10/11 → | MD-709 | | | | |
| 200 CDI BlueEFFICIENCY, OM 651.901, 100 KW | 10/11 → | MD-683 | MD-8652 | | | |
| 200 Natural Gas Drive, M270.915, 115 KW | 11/12 → | | | | | |
| 220 CDI BlueEFFICIENCY, OM 651.930, 125 KW | 09/12 → | MD-683 | MD-8652 | | | |
| 250 BlueEFFICIENCY, M270.920, 155 KW | 08/12 → | | | | | |

C-class Coupe C204 (11-)

| | | | | | | |
|---|---------|--------|---------|--------------------|----------|--------|
| 180, 115 KW | 06/11 → | MD-661 | MD-8500 | | MS-6363C | TR-013 |
| Comments: TR-013: Hydraulic transmission 722.646. | | | | | | |
| 200 CGi, 135 KW | 06/11 → | MD-661 | MD-8500 | | MS-6363C | TR-013 |
| Comments: TR-013: Hydraulic transmission 722.646. | | | | | | |
| 220 CDI, 125 KW | 06/11 → | MD-683 | MD-8548 | SP-1364 SP-1354 | MS-6363C | TR-013 |
| Comments: SP-1364: With water sensor coupling, SP-1354: Without filter heating, TR-013: Hydraulic transmission 722.646. | | | | | | |
| 250 CDI, 150 KW | 06/11 → | MD-683 | MD-8548 | SP-1364 SP-1354 | MS-6363C | TR-013 |
| Comments: SP-1364: With water sensor coupling, SP-1354: Without filter heating, TR-013: Hydraulic transmission 722.646. | | | | | | |
| 250, 150 KW | 06/11 → | MD-661 | MD-8500 | | MS-6363C | TR-013 |
| Comments: TR-013: Hydraulic transmission 722.646. | | | | | | |
| 350 CGi, 225 KW | 06/11 → | | MD-8644 | | MS-6363C | |
| 63 AMG, 336 KW | 06/11 → | | | | MS-6363C | |
| 63 AMG, 358 KW | 01/12 → | | | | MS-6363C | |
| 63 AMG, 380 KW | 01/12 → | | | | MS-6363C | |

C-Class W/C/S203 (00-07)

| | | | | | | |
|-------------------------|---------------|---------|---------|--------------------|---------------------|--------|
| 160, M271, 90 KW | 04/05 → 12/07 | MD-543 | MD-8118 | SP-2121 | MS-6190 MS-6190C | TR-013 |
| 180, M111, 95 KW | 09/00 → 07/02 | MD-341 | MD-8002 | SP-2121 | MS-6190 MS-6190C | TR-013 |
| 180 Komp. M271,105KW | 06/02 → 12/07 | MD-543 | MD-8118 | SP-2121 | MS-6190 MS-6190C | TR-013 |
| 200 CDI, OM646, 90 KW | 07/03 → 12/07 | MD-337D | MD-5266 | SP-2138 | MS-6190 MS-6190C | TR-013 |
| 200 CDI, OM 611, 85 KW | 09/00 → 08/03 | MD-337D | MD-9628 | SP-1251 | MS-6190 MS-6190C | TR-013 |
| 200 CDI, OM611, 75 KW | 02/01 → 12/07 | MD-337D | MD-9628 | SP-1251 | MS-6190 MS-6190C | TR-013 |
| 200 CGi, M271.942,125KW | 08/02 → 12/07 | MD-543 | MD-8118 | SP-2121 | MS-6190 MS-6190C | TR-013 |
| 200 Komp, M111,120KW | 05/00 → 05/02 | MD-341 | MD-8000 | SP-2121 | MS-6190 MS-6190C | TR-013 |
| 200 Komp.,M271,120KW | 06/02 → 12/07 | MD-543 | MD-8118 | SP-2121 | MS-6190 MS-6190C | TR-013 |
| 220 CDI, OM611, 105 KW | 05/00 → 07/03 | MD-337D | MD-9628 | SP-1251 | MS-6190 MS-6190C | TR-013 |
| 220 CDI, OM646, 105 KW | 07/03 → 04/04 | MD-337D | MD-5266 | SP-2138 SP-1298 | MS-6190 MS-6190C | TR-013 |

MERCEDES-BENZ (DC)

C-Class W/C/S203 (00-07)

| | | | | | | |
|---|---------------|---------|---------|--------------------|---------------------|--------|
| 220 CDI, OM646, 100 KW | 08/06 → 12/07 | MD-337D | MD-5266 | SP-2138 SP-1298 | MS-6190 MS-6190C | TR-013 |
| 220 CDI, OM646, 110 KW | 02/04 → 12/07 | MD-337D | MD-5266 | SP-2138 SP-1298 | MS-6190 MS-6190C | TR-013 |
| 230 Komp. M111.981/983,145KW | 11/00 → 05/02 | MD-341 | MD-8000 | SP-2121 | MS-6190 MS-6190C | TR-013 |
| 230 Komp., M271.948,141KW | 06/02 → 06/05 | MD-543 | MD-8118 | SP-2121 | MS-6190 MS-6190C | TR-013 |
| 230 V6, M272,150 KW | 05/05 → 12/07 | MD-337C | MD-9528 | SP-2121 | MS-6190 MS-6190C | TR-013 |
| 240, M 112.912/916, 125 KW | 05/00 → 07/05 | MD-337C | MD-9528 | SP-2121 | MS-6190 MS-6190C | TR-013 |
| 270 CDI , OM612, 125 KW | 11/00 → 05/05 | MD-337D | MD-9628 | SP-1251 | MS-6190 MS-6190C | TR-013 |
| 280 CDI, OM642, 140 KW | 07/05 → 12/07 | MD-529 | MD-9628 | SP-2138 SP-1298 | MS-6190 MS-6190C | TR-013 |
| 280, M272, 170KW | 04/05 → 12/07 | MD-337C | | SP-2121 | MS-6190 MS-6190C | TR-013 |
| 300 CDI AMG, OM612.990, 170 KW | 11/02 → 01/05 | MD-337C | | SP-1251 | MS-6190 MS-6190C | TR-013 |
| Comments: With A/C 320 , M112, 160 KW | 05/00 → 05/05 | MD-337C | MD-9528 | SP-2121 | MS-6190 MS-6190C | TR-013 |
| Comments: With A/C 320 AMG, M112, 260 KW | 02/01 → 12/07 | MD-337C | | SP-2121 | MS-6190 MS-6190C | TR-013 |
| Comments: With A/C 320 CDI, OM 642.910, 165 KW | 02/05 → 12/07 | MD-529 | MD-8406 | SP-2138 SP-1298 | MS-6190 MS-6190C | TR-013 |
| 350, M272, 200 KW | 02/01 → 12/07 | MD-337C | MD-9528 | SP-2121 | MS-6190 MS-6190C | TR-013 |
| 55 AMG, M113.988, 270 KW | 03/04 → 12/07 | MD-337C | MD-9528 | SP-2121 | MS-6190 MS-6190C | TR-013 |

C-Class W/S202 (93-01)

| | | | | | | |
|--|---------------|---------|---------|---------|---------|------------------|
| 180 T, M111, 95 KW | 09/00 → 04/01 | MD-341 | MD-9512 | SP-2121 | MS-6101 | MD-533 TR-013 |
| Comments: MD-533: Hydraulic steering, TR-013: Hydraulic transmission 722.600-722.699. 180, M111.921, 89 KW | 11/94 → 08/96 | MD-341 | MD-9512 | SP-2003 | MS-6101 | MD-533 |
| Comments: MD-533: Hydraulic steering. | 09/96 → 10/00 | MD-341 | MD-9512 | SP-2003 | MS-6101 | MD-533 TR-013 |
| Comments: MD-533: Hydraulic steering, TR-013: Hydraulic transmission 722.600-722.699. 180, M111.921, 90 KW | 03/93 → 10/94 | MD-341 | MD-9512 | SP-2005 | MS-6101 | MD-533 |
| Comments: MD-533: Hydraulic steering. | 11/94 → 08/96 | MD-341 | MD-9512 | SP-2003 | MS-6101 | MD-533 |
| Comments: MD-533: Hydraulic steering. | 09/96 → 10/00 | MD-341 | MD-9512 | SP-2003 | MS-6101 | MD-533 TR-013 |
| Comments: MD-533: Hydraulic steering, TR-013: Hydraulic transmission 722.600-722.699. 200 CDI, OM611, 75 KW | 06/98 → 04/01 | MD-337D | MD-9512 | MD-443 | MS-6101 | MD-533 TR-013 |
| Comments: MD-533: Hydraulic steering, TR-013: Hydraulic transmission 722.600-722.699. 200 D, OM601.913, 55 KW | 03/93 → 12/94 | MD-249 | MD-9512 | SP-1038 | MS-6101 | MD-533 |
| Comments: MD-533: Hydraulic steering. | 01/95 → 08/96 | MD-491 | MD-9512 | SP-1038 | MS-6101 | MD-533 |
| Comments: MD-533: Hydraulic steering. | 09/96 → 07/98 | MD-491 | MD-9512 | SP-1038 | MS-6101 | MD-533 TR-013 |
| Comments: MD-533: Hydraulic steering, TR-013: Hydraulic transmission 722.600-722.699. 200 D, OM604.915, 65 KW | 10/96 → 07/98 | MD-491 | MD-9512 | SP-1038 | MS-6101 | MD-533 TR-013 |
| Comments: MD-533: Hydraulic steering, TR-013: Hydraulic transmission 722.600-722.699. | | | | | | |

MERCEDES-BENZ (DC)

C-Class W/S202 (93-01)

| | | | | | | |
|--|---------------|---------|---------|-------------------|---------|------------------|
| 200 Kompressor, M111.944, 132 KW | 10/95 → 12/96 | MD-341 | MD-9512 | SP-2003 | MS-6101 | MD-533 TR-013 |
| Comments: MD-533: Hydraulic steering, TR-013: Hydraulic transmission 722.600-722.699. | | | | | | |
| 200 Kompressor, M111.947, 141 KW | 10/96 → 06/00 | MD-341 | MD-9512 | SP-2003 | MS-6101 | MD-533 TR-013 |
| Comments: MD-533: Hydraulic steering, TR-013: Hydraulic transmission 722.600-722.699. | | | | | | |
| 200 T Kompressor, M111.956, 120 KW | 09/00 → 04/01 | MD-341 | MD-9512 | SP-2121 | MS-6101 | MD-533 TR-013 |
| Comments: MD-533: Hydraulic steering, TR-013: Hydraulic transmission 722.600-722.699. | | | | | | |
| 200, M111.945/941, 100 KW | 01/94 → 10/94 | MD-341 | MD-9512 | SP-2005 | MS-6101 | MD-533 |
| Comments: MD-533: Hydraulic steering. | | | | | | |
| | 11/94 → 08/96 | MD-341 | MD-9512 | SP-2003 | MS-6101 | MD-533 |
| Comments: MD-533: Hydraulic steering. | | | | | | |
| | 09/96 → 10/00 | MD-341 | MD-9512 | SP-2003 | MS-6101 | MD-533 TR-013 |
| Comments: MD-533: Hydraulic steering, TR-013: Hydraulic transmission 722.600-722.699. | | | | | | |
| 220 CDI, OM611DELA, 92 KW | 09/97 → 04/01 | MD-337D | MD-9512 | MD-443 | MS-6101 | MD-533 TR-013 |
| Comments: MD-533: Hydraulic steering, TR-013: Hydraulic transmission 722.600-722.699. | | | | | | |
| 220 D, OM604.910, 55 KW | 07/96 → 04/98 | MD-491 | MD-9512 | SP-1038 FF-015 | MS-6101 | MD-533 TR-013 |
| Comments: FF-015: Prefilter, MD-533: Hydraulic steering, TR-013: Hydraulic transmission 722.600-722.699. | | | | | | |
| 220 D, OM604.910, 70 KW | 08/93 → 06/94 | MD-249 | MD-9512 | SP-1038 FF-015 | MS-6101 | MD-533 |
| Comments: FF-015: Prefilter, MD-533: Hydraulic steering. | | | | | | |
| | 07/94 → 08/96 | MD-491 | MD-9512 | SP-1038 FF-015 | MS-6101 | MD-533 |
| Comments: FF-015: Prefilter, MD-533: Hydraulic steering. | | | | | | |
| | 09/96 → 04/98 | MD-491 | MD-9512 | SP-1038 FF-015 | MS-6101 | MD-533 TR-013 |
| Comments: FF-015: Prefilter, MD-533: Hydraulic steering, TR-013: Hydraulic transmission 722.600-722.699. | | | | | | |
| 220, M111.961, 110 KW | 03/93 → 10/94 | MD-341 | MD-9512 | SP-2005 | MS-6101 | MD-533 |
| Comments: MD-533: Hydraulic steering. | | | | | | |
| | 11/94 → 08/96 | MD-341 | MD-9512 | SP-2003 | MS-6101 | MD-533 |
| Comments: MD-533: Hydraulic steering. | | | | | | |
| | 09/96 → | MD-341 | MD-9512 | SP-2003 | MS-6101 | MD-533 TR-013 |
| Comments: MD-533: Hydraulic steering, TR-013: Hydraulic transmission 722.600-722.699. | | | | | | |
| 230 Kompressor, M111.975, 142 KW | 10/95 → 12/00 | MD-341 | MD-9512 | SP-2003 | MS-6101 | MD-533 TR-013 |
| Comments: MD-533: Hydraulic steering, TR-013: Hydraulic transmission 722.600-722.699. | | | | | | |
| 230, M111.974, 110 KW | 06/96 → 06/97 | MD-341 | MD-9512 | SP-2003 | MS-6101 | MD-533 TR-013 |
| Comments: MD-533: Hydraulic steering, TR-013: Hydraulic transmission 722.600-722.699. | | | | | | |
| 240 V6, M112.910/M112.915, 125 KW | 06/97 → 03/01 | MD-337C | MD-9512 | SP-2121 | MS-6101 | MD-533 TR-013 |
| Comments: MD-533: Hydraulic steering, TR-013: Hydraulic transmission 722.600-722.699. | | | | | | |
| 250 D, OM605.910, 83 KW | 05/93 → 06/94 | MD-249 | MD-9512 | SP-1038 | MS-6101 | MD-533 |
| Comments: MD-533: Hydraulic steering. | | | | | | |
| | 07/94 → 08/96 | MD-491 | MD-9512 | SP-1038 | MS-6101 | MD-533 |
| Comments: MD-533: Hydraulic steering. | | | | | | |
| | 09/96 → 05/97 | MD-491 | MD-9512 | SP-1038 | MS-6101 | MD-533 TR-013 |
| Comments: MD-533: Hydraulic steering, TR-013: Hydraulic transmission 722.600-722.699. | | | | | | |
| 250 TD, OM605.960, 110 KW | 10/95 → 08/96 | MD-491 | MD-9512 | SP-1038 | MS-6101 | MD-533 |
| Comments: MD-533: Hydraulic steering. | | | | | | |
| | 09/96 → 04/01 | MD-491 | MD-9512 | SP-1038 | MS-6101 | MD-533 TR-013 |
| Comments: MD-533: Hydraulic steering, TR-013: Hydraulic transmission 722.600-722.699. | | | | | | |
| 280 V6, M112.920, 145 KW | 06/97 → 04/01 | MD-337C | MD-9512 | SP-2121 | MS-6101 | MD-533 TR-013 |
| Comments: MD-533: Hydraulic steering, TR-013: Hydraulic transmission 722.600-722.699. | | | | | | |

MERCEDES-BENZ (DC)

C-Class W/S202 (93-01)

| | | | | | | |
|---|---------------|---------|---------|---------|---------|------------------|
| 280, M104.941, 142 KW | 05/93 → 10/94 | MD-341 | MD-9512 | SP-2005 | MS-6101 | MD-533 |
| Comments: MD-533: Hydraulic steering. | | | | | | |
| | 11/94 → 08/96 | MD-341 | MD-9512 | SP-2003 | MS-6101 | MD-533 |
| Comments: MD-533: Hydraulic steering. | | | | | | |
| | 09/96 → 05/97 | MD-341 | MD-9512 | SP-2003 | MS-6101 | MD-533 TR-013 |
| Comments: MD-533: Hydraulic steering, TR-013: Hydraulic transmission 722.600-722.699. | | | | | | |
| 36 AMG, M104.941, 206 KW | 05/94 → 10/94 | MD-341 | MD-9512 | SP-2005 | MS-6101 | MD-533 |
| Comments: MD-533: Hydraulic steering. | | | | | | |
| | 11/94 → 08/96 | MD-341 | MD-9512 | SP-2003 | MS-6101 | MD-533 |
| Comments: MD-533: Hydraulic steering. | | | | | | |
| | 09/96 → 05/00 | MD-341 | MD-9512 | SP-2003 | MS-6101 | MD-533 TR-013 |
| Comments: MD-533: Hydraulic steering, TR-013: Hydraulic transmission 722.600-722.699. | | | | | | |
| 43 AMG, M113, 225 KW | 08/97 → 04/01 | MD-337C | | SP-2121 | MS-6101 | MD-533 TR-013 |
| Comments: MD-533: Hydraulic steering, TR-013: Hydraulic transmission 722.600-722.699. | | | | | | |

C-Class W/S204 (07-)

| | | | | | | |
|--|---------------|---------|---------|--------------------|----------|--------|
| 180 1.6 BlueEFFICIENCY, M274.910, 115 KW | 08/12 → | | | | | TR-013 |
| 180 CDI BlueEFFICIENCY, OM 651.913, 88 KW | 03/11 → | MD-683 | MD-8548 | SP-1354 | MS-6363C | TR-013 |
| 180 CGI BlueEFFICIENCY, M271, 115 KW | 11/09 → 12/10 | MD-661 | MD-8500 | | MS-6363C | TR-013 |
| | 01/11 → | MD-661 | MD-8500 | | | TR-013 |
| 180 K BlueEFFICIENCY, M271, 115 KW | 04/08 → 12/09 | MD-543 | MD-8118 | | MS-6363C | TR-013 |
| 180 Kompressor, M271, 115 KW | 09/07 → 12/09 | MD-543 | MD-8118 | | MS-6363C | TR-013 |
| 200 CDi BlueEFFICIENCY, OM646, 100 KW | 04/08 → 11/09 | MD-337D | MD-5328 | SP-2138 SP-1298 | MS-6363C | TR-013 |
| 200 CDI BlueEFFICIENCY, OM651, 100KW | 12/09 → | MD-683 | MD-8548 | SP-1354 SP-1364 | MS-6363C | TR-013 |
| Comments: Mahle Filtration,water sensor connector useSP-1364 | | | | | | |
| 200 CDI, OM 646.811, 100 KW | 08/07 → 11/09 | MD-337D | MD-5328 | SP-1298 | MS-6363C | TR-013 |
| 200 CGi BlueEFFICIENCY, M271, 135 KW | 09/09 → | MD-661 | MD-8500 | | MS-6363C | TR-013 |
| 200 Kompressor, M271, 135 KW | 03/07 → 12/09 | MD-543 | MD-8118 | | MS-6363C | TR-013 |
| 220 CDi, OM 651, 125 KW | 11/08 → | MD-683 | MD-8548 | SP-1354 SP-1364 | MS-6363C | TR-013 |
| Comments: Mahle Filtration,water sensor connector useSP-1364 | | | | | | |
| 220 CDi, OM646, 125KW | 03/07 → 10/08 | MD-337D | MD-5328 | SP-2138 SP-1298 | MS-6363C | TR-013 |
| 230, M272, 150 KW | 08/07 → 10/09 | MD-337C | MD-9528 | | MS-6363C | |
| 250 CDi 4-Matic, OM651, 150 KW | 05/10 → | MD-683 | MD-8458 | SP-1354 SP-1364 | MS-6363C | TR-013 |
| Comments: Mahle Filtration,water sensor connector useSP-1364 | | | | | | |
| 250 CDI BlueEFFICIENCY, OM651, 150 KW | 11/08 → | MD-683 | MD-8548 | SP-1354 SP-1364 | MS-6363C | TR-013 |
| Comments: Mahle Filtration,water sensor connector useSP-1364 | | | | | | |
| 250 CGi BlueEFFICIENCY, M271, 150 KW | 09/09 → | MD-661 | MD-8500 | | MS-6363C | TR-013 |
| 280, M272, 170 KW | 03/07 → 07/09 | MD-337C | MD-9528 | | MS-6363C | |
| 300 CDi BlueEFFICIENCY, OM 642, 170 KW | 05/11 → | MD-529 | MD-9528 | SP-1354 | MS-6363C | |
| 300, M272, 170 KW | 07/09 → | MD-337C | MD-9528 | | MS-6363C | |
| 320 CDi, OM 642.960, 165 KW | 03/07 → | MD-529 | MD-5266 | SP-1298 | | TR-013 |
| 350 CDi BlueEFFICIENCY, OM 642, 170 KW | 11/09 → 04/11 | MD-529 | | SP-1354 SP-1364 | MS-6363C | |
| Comments: Mahle Filtration,water sensor connector useSP-1364 | | | | | | |
| 350 CDi BlueEFFICIENCY, OM642.834, 195 KW | 05/11 → | MD-529 | | | | |
| 350 CDI, OM 642, 165 KW | 07/09 → | MD-529 | MD-8406 | SP-1298 SP-2138 | MS-6363C | TR-013 |
| 350 CGi BlueEFFICIENCY, M272, 215 KW | 11/08 → 02/11 | MD-337C | MD-9528 | | MS-6363C | |
| 350 CGI BlueEFFICIENCY, M276.957, 225 KW | 03/11 → | | MD-8644 | | | |
| 350, M272, 200 KW | 03/07 → | MD-337C | MD-9528 | | MS-6363C | |
| 63 AMG Performance Package, M156, 358KW | 12/09 → 12/10 | | | | MS-6363C | |
| 63 AMG, Black Series, M156.985, 380 KW | 01/12 → | | | | | |
| 63 AMG, M156, 336 KW | 09/07 → 12/10 | | | | MS-6363C | |

CITAN (W415) (12-)

MERCEDES-BENZ (DC)

CITAN (W415) (12-)

| | | | | | | |
|---------------------------|---------|--|---------|--|---------|--|
| 108 CDI, OM607.951, 55 KW | 10/12 → | | MD-8652 | | MS-6395 | |
| 109 CDI, OM607.951, 66 KW | 10/12 → | | MD-8652 | | MS-6395 | |
| 111 CDI, OM607.951, 81 KW | 01/13 → | | MD-8652 | | MS-6395 | |
| 112, M200.711, 84 KW | 07/13 → | | MD-8090 | | MS-6395 | |

CL-Class C140 (96-98)

| | | | | | | |
|----------------------|---------------|--------|---------|---------|---------|--------|
| 420 V8, M119 205KW | 08/96 → 12/98 | | MD-9230 | SP-2003 | MS-6197 | TR-013 |
| 500 V8, M119, 235KW | 08/96 → 12/98 | | MD-9230 | SP-2003 | MS-6197 | TR-013 |
| 600 V12, M120, 290KW | 08/96 → 12/98 | MD-495 | MD-9424 | SP-2003 | MS-6197 | TR-013 |

CL-Class C215 (99-06)

| | | | | | | |
|----------------------------------|---------------|---------|---------|---------|---------------------|--------|
| 500, M113,225 KW | 09/99 → 09/06 | MD-337C | MD-9528 | SP-2121 | MS-6100 MS-6384C | TR-013 |
| 55 AMG , M113, 264 KW | 04/00 → 11/02 | MD-337C | MD-9528 | SP-2121 | MS-6100 MS-6384C | TR-013 |
| 55 AMG,M113, 367 KW | 10/02 → 09/06 | MD-337C | | | MS-6100 MS-6384C | TR-013 |
| 600 V12, M275, 367 KW | 10/02 → 09/06 | MD-471 | | | MS-6100 MS-6384C | TR-013 |
| 600 V12,M137, 270 KW | 03/00 → 11/02 | MD-337C | | SP-2121 | MS-6100 MS-6384C | TR-013 |
| 63 AMG, M137, 326 KW | 09/01 → 11/02 | MD-337C | | SP-2121 | MS-6100 MS-6384C | TR-013 |
| 65 AMG V12 BiTurbo, M275, 450 KW | 03/03 → 09/06 | MD-471 | | | MS-6100 MS-6384C | TR-013 |

CL-Class C216 (06-)

| | | | | | | |
|--------------------------------------|---------------|---------|---------|--|--|--|
| 500 , M273, 285 KW | 09/06 → 08/10 | MD-337C | MD-9528 | | | |
| 500 BlueEFFICIENCY,M278,320 KW | 09/10 → | | | | | |
| 600 V12, M273, 380 KW | 09/06 → | MD-337C | | | | |
| 63 AMG Performance+, M157.980, 420KW | 10/10 → 12/10 | MD-721 | | | | |
| 63 AMG, M156, 386 KW | 01/07 → 12/10 | | | | | |
| 63 AMG, M157.980, 400 KW | 10/10 → 12/10 | MD-721 | | | | |
| 65 AMG V12 BiTurbo, M275, 450 KW | 05/07 → 08/10 | MD-471 | | | | |
| 65 AMG V12 BiTurbo, M275, 463 KW | 07/10 → | MD-471 | | | | |

CLA (C117) (13-)

| | | | | | | |
|-------------------------------------|---------|--------|---------|--|--|--|
| 180 (117.342), M270.910, 90 KW | 03/13 → | | | | | |
| 200 (117.343), M270.910, 115 KW | 03/13 → | | | | | |
| 220 CDI (117.343), M270.910, 115 KW | 03/13 → | MD-683 | MD-8652 | | | |
| 250 (117.344), M270.920, 155 KW | 03/13 → | | | | | |
| 45 AMG, M133.980, 265 KW | 08/13 → | | | | | |

CLC-Class C203 (08-)

| | | | | | | |
|-------------------------------------|---------|--------|---------|---------|---------------------|--------|
| 160 BlueEFFICIENCY, M271.921, 95 KW | 01/09 → | MD-543 | MD-8118 | SP-2121 | MS-6190 MS-6190C | TR-013 |
|-------------------------------------|---------|--------|---------|---------|---------------------|--------|

Comments: MS-6190: With automatic climate control THERMOTRONIC, MS-6190C: With automatic climate control THERMATIC, TR-013: Hydraulic transmission 722.600-722.699.

| | | | | | | |
|--------------------------------|---------|--------|---------|---------|---------------------|--------|
| 180 Kompessor M271.946, 105 KW | 05/08 → | MD-543 | MD-8118 | SP-2121 | MS-6190 MS-6190C | TR-013 |
|--------------------------------|---------|--------|---------|---------|---------------------|--------|

Comments: MS-6190: With automatic climate control THERMOTRONIC, MS-6190C: With automatic climate control THERMATIC, TR-013: Hydraulic transmission 722.600-722.699.

| | | | | | | |
|----------------------------|---------|---------|---------|--------------------|---------------------|--------|
| 200 CDI , OM646.963, 90 KW | 05/08 → | MD-337D | MD-5266 | SP-2138 SP-1298 | MS-6190 MS-6190C | TR-013 |
|----------------------------|---------|---------|---------|--------------------|---------------------|--------|

Comments: SP-1298: Optional extra with water sensor connection, MS-6190: With automatic climate control THERMOTRONIC, MS-6190C: With automatic climate control THERMATIC, TR-013: Hydraulic transmission 722.600-722.699.

| | | | | | | |
|---------------------------------|---------|--------|---------|---------|---------------------|--------|
| 200 Kompessor, M271.955, 135 KW | 05/08 → | MD-543 | MD-8118 | SP-2121 | MS-6190 MS-6190C | TR-013 |
|---------------------------------|---------|--------|---------|---------|---------------------|--------|

Comments: MS-6190: With automatic climate control THERMOTRONIC, MS-6190C: With automatic climate control THERMATIC, TR-013: Hydraulic transmission 722.600-722.699.

| | | | | | | |
|----------------------------|---------|---------|---------|--------------------|---------------------|--------|
| 220 CDI, OM646.963, 110 KW | 05/08 → | MD-337D | MD-5266 | SP-2138 SP-1298 | MS-6190 MS-6190C | TR-013 |
|----------------------------|---------|---------|---------|--------------------|---------------------|--------|

Comments: SP-1298: Optional extra with water sensor connection, MS-6190: With automatic climate control THERMOTRONIC, MS-6190C: With automatic climate control THERMATIC, TR-013: Hydraulic transmission 722.600-722.699.

MERCEDES-BENZ (DC)

CLC-Class C203 (08-)

| | | | | | | |
|------------------------------|---------|---------|---------|---------|---------------------|--------|
| 230, M272.920, 150 KW | 05/08 → | MD-337C | MD-9528 | SP-2121 | MS-6190 MS-6190C | TR-013 |
|------------------------------|---------|---------|---------|---------|---------------------|--------|

Comments: MS-6190: With automatic climate control THERMOTRONIC, MS-6190C: With automatic climate control THERMATIC, TR-013: Hydraulic transmission 722.600-722.699.

| | | | | | | |
|------------------------------|---------|---------|---------|---------|---------------------|--------|
| 350, M272.960, 200 KW | 05/08 → | MD-337C | MD-9528 | SP-2121 | MS-6190 MS-6190C | TR-013 |
|------------------------------|---------|---------|---------|---------|---------------------|--------|

Comments: MS-6190: With automatic climate control THERMOTRONIC, MS-6190C: With automatic climate control THERMATIC, TR-013: Hydraulic transmission 722.600-722.699.

CLK-Class (A/C209) (02-09)

| | | | | | | |
|------------------------------|---------------|--------|---------|---------|---------------------|--------|
| 200 CGI, M271, 125 KW | 09/02 → 10/09 | MD-543 | MD-8118 | SP-2121 | MS-6190 MS-6190C | TR-013 |
|------------------------------|---------------|--------|---------|---------|---------------------|--------|

Comments: MS-6190: With automatic climate control THERMATIC, MS-6190C: With automatic climate control THERMOTRONIC, TR-013: Hydraulic transmission 722.600-722.699.

| | | | | | | |
|------------------------------------|---------------|--------|---------|---------|---------------------|--------|
| 200 Kompressor, M271, 120KW | 09/02 → 10/09 | MD-543 | MD-8118 | SP-2121 | MS-6190 MS-6190C | TR-013 |
|------------------------------------|---------------|--------|---------|---------|---------------------|--------|

Comments: MS-6190: With automatic climate control THERMATIC, MS-6190C: With automatic climate control THERMOTRONIC, TR-013: Hydraulic transmission 722.600-722.699.

| | | | | | | |
|---|---------------|--------|---------|---------|---------------------|--------|
| 200 Kompressor, M271.955, 135 KW | 07/06 → 10/09 | MD-543 | MD-8118 | SP-2121 | MS-6190 MS-6190C | TR-013 |
|---|---------------|--------|---------|---------|---------------------|--------|

Comments: MS-6190: With automatic climate control THERMATIC, MS-6190C: With automatic climate control THERMOTRONIC, TR-013: Hydraulic transmission 722.600-722.699.

| | | | | | | |
|-------------------------------|---------------|---------|---------|--------------------|---------------------|--------|
| 220 CDI, OM646, 110 KW | 05/05 → 10/09 | MD-337D | MD-5266 | SP-2138 SP-1298 | MS-6190 MS-6190C | TR-013 |
|-------------------------------|---------------|---------|---------|--------------------|---------------------|--------|

Comments: SP-1298: Optional extra with water sensor connection, MS-6190: With automatic climate control THERMATIC, MS-6190C: With automatic climate control THERMOTRONIC, TR-013: Hydraulic transmission 722.600-722.699.

| | | | | | | |
|------------------------------|---------------|---------|---------|---------|---------------------|--------|
| 240, M112.912, 128 KW | 05/02 → 06/05 | MD-337C | MD-9528 | SP-2121 | MS-6190 MS-6190C | TR-013 |
|------------------------------|---------------|---------|---------|---------|---------------------|--------|

Comments: MS-6190: With automatic climate control THERMATIC, MS-6190C: With automatic climate control THERMOTRONIC, TR-013: Hydraulic transmission 722.600-722.699.

| | | | | | | |
|---------------------------------------|---------------|---------|---------|-------------------|---------------------|--------|
| 270 CDI, OM612.962/967, 125 KW | 06/02 → 06/05 | MD-337D | MD-9628 | MD-443 SP-1251 | MS-6190 MS-6190C | TR-013 |
|---------------------------------------|---------------|---------|---------|-------------------|---------------------|--------|

Comments: MD-443: Up to engine no. 30044707, SP-1251: From engine no. 30044708, MS-6190: With automatic climate control THERMATIC, MS-6190C: With automatic climate control THERMOTRONIC, TR-013: Hydraulic transmission 722.600-722.699.

| | | | | | | |
|--------------------------|---------------|---------|---------|---------|---------------------|--------|
| 280, M272, 170 KW | 05/05 → 10/09 | MD-337C | MD-9528 | SP-2121 | MS-6190 MS-6190C | TR-013 |
|--------------------------|---------------|---------|---------|---------|---------------------|--------|

Comments: MS-6190: With automatic climate control THERMATIC, MS-6190C: With automatic climate control THERMOTRONIC, TR-013: Hydraulic transmission 722.600-722.699.

| | | | | | | |
|-------------------------------|---------------|--------|---------|--------------------|---------------------|--------|
| 320 CDI, OM642, 165 KW | 05/05 → 10/09 | MD-529 | MD-8406 | SP-2138 SP-1298 | MS-6190 MS-6190C | TR-013 |
|-------------------------------|---------------|--------|---------|--------------------|---------------------|--------|

Comments: SP-1298: Optional extra with water sensor connection, MS-6190: With automatic climate control THERMATIC, MS-6190C: With automatic climate control THERMOTRONIC, TR-013: Hydraulic transmission 722.600-722.699.

| | | | | | | |
|------------------------------|---------------|---------|---------|---------|---------------------|--------|
| 320, M112.955, 160 KW | 05/02 → 06/05 | MD-337C | MD-9528 | SP-2121 | MS-6190 MS-6190C | TR-013 |
|------------------------------|---------------|---------|---------|---------|---------------------|--------|

Comments: MS-6190: With automatic climate control THERMATIC, MS-6190C: With automatic climate control THERMOTRONIC, TR-013: Hydraulic transmission 722.600-722.699.

| | | | | | | |
|--------------------------|---------------|---------|---------|---------|---------------------|--------|
| 350, M272, 200 KW | 05/05 → 10/09 | MD-337C | MD-9528 | SP-2121 | MS-6190 MS-6190C | TR-013 |
|--------------------------|---------------|---------|---------|---------|---------------------|--------|

Comments: MS-6190: With automatic climate control THERMATIC, MS-6190C: With automatic climate control THERMOTRONIC, TR-013: Hydraulic transmission 722.600-722.699.

| | | | | | | |
|------------------------------|---------------|---------|---------|---------|---------------------|--------|
| 500, M113.968, 225 KW | 05/02 → 06/06 | MD-337C | MD-9528 | SP-2121 | MS-6190 MS-6190C | TR-013 |
|------------------------------|---------------|---------|---------|---------|---------------------|--------|

Comments: MS-6190: With automatic climate control THERMATIC, MS-6190C: With automatic climate control THERMOTRONIC, TR-013: Hydraulic transmission 722.600-722.699.

| | | | | | | |
|--------------------------|---------------|---------|---------|---------|---------------------|--------|
| 500, M273, 285 KW | 07/06 → 10/09 | MD-337C | MD-9528 | SP-2121 | MS-6190 MS-6190C | TR-013 |
|--------------------------|---------------|---------|---------|---------|---------------------|--------|

Comments: MS-6190: With automatic climate control THERMATIC, MS-6190C: With automatic climate control THERMOTRONIC, TR-013: Hydraulic transmission 722.600-722.699.

| | | | | | | |
|---------------------------------|---------------|---------|---------|---------|---------------------|--------|
| 55 AMG, M113.987, 270 KW | 09/02 → 10/09 | MD-337C | MD-9528 | SP-2121 | MS-6190 MS-6190C | TR-013 |
|---------------------------------|---------------|---------|---------|---------|---------------------|--------|

Comments: MS-6190: With automatic climate control THERMATIC, MS-6190C: With automatic climate control THERMOTRONIC, TR-013: Hydraulic transmission 722.600-722.699.

| | | | | | | |
|-----------------------------|---------------|--|--|--|---------------------|--------|
| 63 AMG, M156, 372 KW | 06/07 → 10/09 | | | | MS-6190 MS-6190C | TR-013 |
|-----------------------------|---------------|--|--|--|---------------------|--------|

Comments: MS-6190: With automatic climate control THERMATIC, MS-6190C: With automatic climate control THERMOTRONIC, TR-013: Hydraulic transmission 722.600-722.699.

MERCEDES-BENZ (DC)

CLK-Class (A/C209) (02-09)

| | | | | | | |
|-------------------------|---------------|--|--|--|---------------------|--------|
| 63 AMG, M156E63, 354 KW | 03/06 → 09/07 | | | | MS-6190 MS-6190C | TR-013 |
|-------------------------|---------------|--|--|--|---------------------|--------|

Comments: MS-6190: With automatic climate control THERMATIC, MS-6190C: With automatic climate control THERMOTRONIC, TR-013: Hydraulic transmission 722.600-722.699.

| | | | | | | |
|------------------------------|---------------|---------|---------|---------|---------------------|--------|
| 63 DTM AMG, M113E55K, 428 KW | 06/04 → 10/09 | MD-337C | MD-9528 | SP-2121 | MS-6190 MS-6190C | TR-013 |
|------------------------------|---------------|---------|---------|---------|---------------------|--------|

Comments: MS-6190: With automatic climate control THERMATIC, MS-6190C: With automatic climate control THERMOTRONIC, TR-013: Hydraulic transmission 722.600-722.699.

CLK-Class C208 (97-02)

| | | | | | | |
|------------------------------|---------------|---------|---------|---------|---------|--------|
| 200 Kompressor, M111, 141 KW | 06/97 → 06/00 | MD-341 | MD-9512 | SP-2003 | MS-6101 | TR-013 |
| 200, M111, 100 KW | 06/97 → 12/00 | MD-341 | MD-9512 | SP-2003 | MS-6101 | TR-013 |
| 200, M111, 120 KW | 06/00 → 05/02 | MD-341 | MD-9512 | SP-2121 | MS-6101 | TR-013 |
| 230 Kompressor, M111, 142 KW | 06/97 → 06/00 | MD-341 | MD-9512 | SP-2003 | MS-6101 | TR-013 |
| 230 M111, 145 KW | 06/00 → 05/02 | MD-341 | MD-9512 | SP-2121 | MS-6101 | TR-013 |
| 320, M112, 160 KW | 06/97 → 05/02 | MD-337C | MD-9512 | SP-2121 | MS-6101 | TR-013 |
| 430, M113, 205 KW | 06/97 → 05/02 | MD-337C | MD-9548 | SP-2121 | MS-6101 | TR-013 |
| 55 AMG, M113, 255 KW | 08/99 → 05/02 | MD-337C | | SP-2121 | MS-6101 | TR-013 |

CLS (C218) (10-)

| | | | | | | |
|--|---------|--------|---------|---------|----------|--|
| 250 CDI BlueEFFICIENCY, OM 651.924, 150 KW | 02/11 → | MD-683 | MD-8548 | SP-1364 | MS-6363C | |
| Comments: SP-1364: With water sensor connection. | | | | | | |
| 350 BlueEFFICIENCY, M276.952, 225 KW | 12/10 → | | MD-8644 | | MS-6363C | |
| 350 CDI BlueEFFICIENCY, OM642.853, 195 KW | 12/10 → | MD-529 | | | MS-6363C | |
| 500 BlueEFFICIENCY, M278.922, 300 KW | 04/11 → | | | | MS-6363C | |
| 63 AMG Performance+, M157.980/981, 410 KW | 04/11 → | MD-721 | | | MS-6363C | |
| 63 AMG, M157.980/981, 386 KW | 04/11 → | MD-721 | | | MS-6363C | |

CLS (C219) (04-10)

| | | | | | | |
|---|---------------|---------|---------|--------------------|---------------------|--|
| 280, M272.943, 170 KW | 06/06 → 03/09 | MD-337C | MD-9528 | SP-2138 | MS-6250 MS-6250C | |
| 300, M272.943, 170 KW | 04/09 → 12/10 | MD-337C | MD-9528 | SP-2138 | MS-6250 MS-6250C | |
| 320 CDI, OM 642, 165 KW | 08/05 → 03/09 | MD-529 | MD-8406 | SP-2138 SP-1298 | MS-6250 MS-6250C | |
| Comments: SP-1298: Optional extra with water sensor connection. | | | | | | |
| 350 CDI, OM642.920, 165 KW | 04/09 → 12/10 | MD-529 | MD-8406 | SP-2138 SP-1298 | MS-6250 MS-6250C | |
| Comments: SP-1298: Optional extra with water sensor connection. | | | | | | |
| 350 CGI, M272.985, 215 KW | 08/06 → 12/10 | MD-337C | MD-9528 | | MS-6250 MS-6250C | |
| 350, M272.964, 200 KW | 10/04 → 12/10 | MD-337C | MD-9528 | | MS-6250 MS-6250C | |
| 500, M113.967, 225 KW | 10/04 → 06/06 | MD-337C | MD-9528 | | MS-6250 MS-6250C | |
| 500, M273.960, 285 KW | 06/06 → 12/10 | MD-337C | MD-9528 | | MS-6250 MS-6250C | |
| 55 AMG, M113.990, 350 KW | 02/05 → 05/06 | MD-337C | MD-9528 | | MS-6250 MS-6250C | |
| 63 AMG, M156.963, 378 KW | 03/06 → 12/10 | MD-337C | | | MS-6250 MS-6250C | |

E-Class C/C A207/C207 (09-)

| | | | | | | |
|---------------------------------------|---------------|--------|---------|--------------------|----------|--------|
| 200 CGI BlueEFFICIENCY, M271, 135 KW | 02/10 → 12/10 | MD-661 | MD-8500 | | MS-6363C | TR-013 |
| 220 CDI BlueEFFICIENCY, OM651, 125 KW | 02/10 → 12/10 | MD-683 | MD-8548 | SP-1354 SP-1364 | MS-6363C | TR-013 |

Comments: With water sensor connector use SP-1364

| | | | | | | |
|---------------------------------------|---------|--------|---------|--------------------|--|--------|
| 250 CDI BlueEFFICIENCY, OM651, 150 KW | 09/09 → | MD-683 | MD-8548 | SP-1354 SP-1364 | | TR-013 |
|---------------------------------------|---------|--------|---------|--------------------|--|--------|

Comments: With water sensor connector use SP-1364

| | | | | | | |
|--|---------------|--------|---------|--------------------|----------|--------|
| | 02/10 → 12/10 | MD-683 | MD-8548 | SP-1354 SP-1364 | MS-6363C | TR-013 |
|--|---------------|--------|---------|--------------------|----------|--------|

Comments: With water sensor connector use SP-1364

| | | | | | | |
|--|---------------|--------|---------|--|----------|--------|
| 250 CGI BlueEFFICIENCY, M271, 150 KW | 09/09 → 12/10 | MD-661 | MD-8500 | | MS-6363C | TR-013 |
| 300 CGI BlueEFFICIENCY, M276.957, 185 KW | 05/11 → | | MD-8644 | | | |




MERCEDES-BENZ (DC)

E-Class C/C A207/C207 (09-)

| | | | | | | |
|---|---------------|---------|---------|--------------------|----------|--|
| 350 CDI BlueEFFICIENCY, OM642, 170 KW | 05/09 → 12/10 | MD-529 | | SP-1354 SP-1364 | MS-6363C | |
| Comments: With water sensor connector use SP-1364 | | | | | | |
| 350 CDI BlueEFFICIENCY, OM642.852/858, 195KW | 05/11 → | MD-529 | | | | |
| 350 CGI BlueEFFICIENCY, M272, 215 KW | 05/09 → 12/10 | MD-337C | MD-9528 | | MS-6363C | |
| 350 CGI BlueEFFICIENCY, M276, 225 KW | 01/11 → | | MD-8644 | | | |
| 500 BlueEFFICIENCY, M278.922, 300 KW | 07/11 → | | | | | |
| 500, M273.971, 285 KW | 05/09 → 12/10 | MD-337C | MD-9528 | | MS-6363C | |
| | 09/11 → | MD-337C | MD-9528 | | | |

E-Class W210/S210 (95-03)

| | | | | | | |
|-------------------------------|---------------|---------|---------|---------|---------------------|--------|
| 200 CDI OM611, 85KW | 07/99 → 06/03 | MD-337D | MD-9628 | MD-443 | MS-6101 MS-6384C | TR-013 |
| 200 CDI,OM611,75KW | 07/98 → 07/99 | MD-337D | MD-9364 | MD-443 | MS-6101 MS-6384C | TR-013 |
| 200 Kompressor, M111, 137KW | 06/97 → 06/03 | MD-341 | MD-9364 | SP-2003 | MS-6101 MS-6384C | TR-013 |
| | 08/99 → 06/03 | MD-341 | MD-9792 | SP-2003 | MS-6101 MS-6384C | TR-013 |
| 200, M111, 120 KW | 06/00 → 06/03 | MD-341 | MD-9364 | SP-2003 | MS-6101 MS-6384C | TR-013 |
| | 06/95 → 07/00 | MD-341 | MD-9364 | SP-2003 | MS-6101 MS-6384C | TR-013 |
| | 06/95 → 07/00 | MD-341 | MD-9792 | SP-2003 | MS-6101 MS-6384C | TR-013 |
| 200, M111,100 KW | 06/95 → 07/99 | MD-341 | MD-9364 | SP-2003 | MS-6101 MS-6384C | TR-013 |
| 200D, OM604, 65KW | 01/96 → 04/02 | MD-285 | MD-9364 | SP-1038 | MS-6101 MS-6384C | TR-013 |
| 220 CDI, OM611, 105KW | 06/99 → 06/03 | MD-337D | MD-9628 | MD-443 | MS-6101 MS-6384C | TR-013 |
| Comments: For RHD use MS-6106 | | | | | | |
| 220 CDI,OM611.960,92KW | 07/98 → 06/99 | MD-337D | MD-9364 | MD-443 | MS-6101 MS-6384C | TR-013 |
| 220D, OM604, 55KW | 05/96 → 07/98 | MD-285 | MD-9364 | SP-1038 | MS-6101 MS-6384C | TR-013 |
| | 08/98 → 06/99 | MD-285 | | SP-1038 | MS-6101 MS-6384C | TR-013 |
| 220D, OM604, 70KW | 06/95 → 06/98 | MD-285 | MD-9364 | SP-1038 | MS-6101 MS-6384C | TR-013 |
| 230, M111, 110KW | 06/95 → 09/97 | MD-341 | MD-9364 | SP-2003 | MS-6101 MS-6384C | TR-013 |
| 240, M112, 125 KW | 06/97 → 06/03 | MD-341 | MD-9792 | SP-2003 | MS-6101 MS-6384C | TR-013 |
| | 06/97 → 06/03 | MD-341 | MD-9364 | SP-2003 | MS-6101 MS-6384C | TR-013 |
| 250 D, OM605, 83KW | 06/95 → 09/97 | MD-285 | MD-9364 | SP-1038 | MS-6101 MS-6384C | TR-013 |
| 250 TD, OM605, 110KW | 06/96 → 10/97 | MD-285 | MD-9364 | SP-1038 | MS-6101 MS-6384C | TR-013 |
| 270 CDi, OM612,125KW | 06/99 → 06/03 | MD-337D | MD-9628 | MD-443 | MS-6101 MS-6384C | TR-013 |
| Comments: For RHD use MS-6106 | | | | | | |
| 280 M104, 150 KW | 08/99 → 06/03 | MD-341 | MD-9792 | SP-2003 | MS-6101 MS-6384C | TR-013 |
| 280, M104 ,150 KW | 12/96 → 06/03 | MD-341 | MD-9364 | SP-2003 | MS-6101 MS-6384C | TR-013 |
| 290 TD, OM602, 95KW | 07/95 → 07/98 | MD-285 | MD-9364 | SP-1038 | MS-6101 MS-6384C | TR-013 |
| 300 D OM606, 100KW | 06/95 → 07/98 | MD-285 | MD-9364 | SP-1038 | MS-6101 MS-6384C | TR-013 |

|  |  |  OIL |  AIR |  FUEL |  CABIN |  OTHER |
|---|--|--|--|---|--|--|
| MERCEDES-BENZ (DC) | | | | | | |
| E-Class W210/S210 (95-03) | | | | | | |
| 300 TD OM606, 130KW | 12/96 → 07/98 | MD-285 | MD-9364 | SP-1038 | MS-6101 MS-6384C | TR-013 |
| 320 CDI, OM613, 145KW | 06/99 → 06/03 | MD-441 | MD-9628 | MD-443 | MS-6101 MS-6384C | TR-013 |
| 320, M104, 165 KW | 08/99 → 07/96 | MD-341 | MD-9792 | SP-2003 | MS-6101 | TR-013 |
| | 08/96 → 02/97 | MD-341 | MD-9792 | SP-2003 | MS-6101 | TR-007 |
| Comments: TR-007: Hydraulic transmission 722.300 - 722.371 | | | | | | |
| 320, M112, 165 KW | 12/96 → 06/03 | MD-341 | MD-9364 | SP-2003 | MS-6101 MS-6384C | TR-013 |
| 36 AMG, M104, 200KW | 02/96 → 05/02 | MD-281 | | SP-2003 | MS-6101 MS-6384C | |
| 420, M119, 205 KW | 06/97 → 06/03 | | MD-9364 | SP-2003 | MS-6101 MS-6384C | TR-013 |
| | 08/99 → 06/03 | | MD-9792 | SP-2003 | MS-6101 MS-6384C | TR-013 |
| 50 AMG, M119, 255KW | 02/96 → 09/97 | | MD-9230 | SP-2003 | MS-6101 MS-6384C | |
| 55 AMG Kompressor, M113, 260KW | 08/97 → 06/03 | MD-337C | MD-9230 | SP-2121 | MS-6101 MS-6384C | |
| E-Class W211/S211 (02-09) | | | | | | |
| 200 CDi, OM611, 75 KW | 09/02 → 12/09 | MD-337D | MD-5230 | SP-2138 SP-1298 | MS-6250 MS-6250C | TR-013 |
| Comments: Optional extra with water sensor useSP-1298 | | | | | | |
| 200 CDi, OM646.820, 100 KW | 06/06 → 12/09 | MD-337D | MD-5230 | SP-2138 SP-1298 | MS-6250 MS-6250C | TR-013 |
| Comments: Optional extra with water sensor useSP-1298 | | | | | | |
| 200 CDi, OM646.951, 90 KW | 09/02 → 07/06 | MD-337D | MD-5230 | SP-2138 SP-1298 | MS-6250 MS-6250C | TR-013 |
| Comments: Optional extra with water sensor useSP-1298 | | | | | | |
| 200 CGI, M271, 125 KW | 02/03 → 12/09 | MD-543 | MD-8118 | | MS-6250 MS-6250C | TR-013 |
| 200 Kompressor M271, 135KW | 06/06 → 12/09 | MD-543 | MD-8118 | | MS-6250 MS-6250C | TR-013 |
| 200 Kompressor M271.941,120KW | 10/02 → 07/06 | MD-543 | MD-8118 | | MS-6250 MS-6250C | TR-013 |
| 200 NTG,M271.941,120KW | 03/04 → 12/09 | MD-543 | MD-8118 | | MS-6250 MS-6250C | TR-013 |
| 220 CDI, OM646, 125 KW | 06/06 → 12/09 | MD-337D | MD-5230 | SP-2138 SP-1298 | MS-6250 MS-6250C | TR-013 |
| Comments: Optional extra with water sensor useSP-1298 | | | | | | |
| 220 CDI, OM646.961, 110 KW | 03/02 → 07/06 | MD-337D | MD-5230 | SP-2138 SP-1298 | MS-6250 MS-6250C | TR-013 |
| Comments: Optional extra with water sensor useSP-1298 | | | | | | |
| 230 M272.972,150 KW | 02/07 → 12/09 | MD-337C | MD-9528 | | MS-6250 MS-6250C | TR-013 |
| 240, M112.913/917, 130 KW | 03/02 → 06/05 | MD-337C | MD-9528 | | MS-6250 MS-6250C | TR-013 |
| 270 CDi, OM647.961, 130 KW | 03/02 → 12/05 | MD-337D | MD-5230 | SP-2138 SP-1298 | MS-6250 MS-6250C | TR-013 |
| Comments: Optional extra with water sensor useSP-1298 | | | | | | |
| | 01/03 → 06/05 | MD-337D | MD-5228 | SP-2138 SP-1298 | MS-6250 MS-6250C | TR-013 |
| Comments: Optional extra with water sensor useSP-1298 | | | | | | |
| 280 CDi , OM 648.961(euro4), 130 KW | 04/04 → 06/05 | MD-441 | MD-5230 | SP-2138 SP-1298 | MS-6250 MS-6250C | TR-013 |
| Comments: Optional extra with water sensor useSP-1298 | | | | | | |
| 280 CDi V6, OM642.920, 140 KW | 05/05 → 12/09 | MD-529 | MD-8406 | SP-2138 SP-1298 | MS-6250 MS-6250C | TR-013 |
| Comments: Optional extra with water sensor useSP-1298 | | | | | | |
| 280, M272.943, 170 KW | 05/05 → 12/09 | MD-337C | MD-9528 | | MS-6250 MS-6250C | TR-013 |

MERCEDES-BENZ (DC)

E-Class W211/S211 (02-09)

| | | | | | | |
|--|---------------|---------|---------|--------------------|---------------------|--------|
| 300 BLUETEC, OM642.920, 155 KW | 12/07 → 12/09 | MD-529 | MD-8406 | SP-2138 SP-1298 | MS-6250 MS-6250C | TR-013 |
| Comments: Optional extra with water sensor useSP-1298 | | | | | | |
| 320 BLUETEC, OM642.920, 155 KW | 10/06 → 12/09 | MD-529 | MD-8406 | SP-2138 SP-1298 | MS-6250 MS-6250C | TR-013 |
| Comments: Optional extra with water sensor use-SP-1298 | | | | | | |
| 320 CDI V6, OM642.920, 165 KW | 05/05 → 12/09 | MD-529 | MD-8406 | SP-2138 SP-1298 | MS-6250 MS-6250C | TR-013 |
| Comments: Optional extra with water sensor useSP-1298 | | | | | | |
| 320 CDI, OM648.961, 150 KW | 11/02 → 06/05 | MD-441 | MD-5230 | SP-2138 SP-1298 | MS-6250 MS-6250C | TR-013 |
| Comments: Optional extra with water sensor useSP-1298 | | | | | | |
| 320 CDI, OM648.961, 150 KW | 11/02 → 12/05 | MD-441 | MD-5230 | SP-2138 | MS-6250 MS-6250C | TR-013 |
| | 01/03 → 06/05 | MD-441 | MD-5228 | SP-2138 | MS-6250 MS-6250C | TR-013 |
| 320, M112.949/954, 165 KW | 03/02 → 01/05 | MD-337D | MD-9528 | | MS-6250 MS-6250C | TR-013 |
| 350 CGI, M272.985, 215 KW | 12/07 → 12/09 | MD-337C | MD-9528 | | MS-6250 MS-6250C | TR-013 |
| 350, M272.964, 200 KW | 12/04 → 12/09 | MD-337C | MD-9528 | | MS-6250 MS-6250C | TR-013 |
| 400 CDI, OM 628.961, 191 KW | 09/02 → 12/09 | | | SP-1295 | MS-6250 MS-6250C | TR-013 |
| 420 CDI, OM 629.910, 231 KW | 09/05 → 12/09 | | | SP-2138 SP-1298 | MS-6250 MS-6250C | TR-013 |
| Comments: Optional extra with water sensor useSP-1298 | | | | | | |
| 500, M113.969, 225 KW | 03/02 → 07/06 | MD-337C | MD-9528 | | MS-6250 MS-6250C | TR-013 |
| 500, M273, 285 KW | 06/06 → 12/09 | MD-337C | MD-9528 | | MS-6250 MS-6250C | TR-013 |
| 55 AMG Kompressor M113.990, 350 KW | 10/02 → 07/06 | MD-337C | MD-9528 | | MS-6250 MS-6250C | |
| 63 AMG, M156.E63, 378 KW | 06/06 → 12/09 | | | | MS-6250 MS-6250C | |

E-Class W212/S212 (09-)

| | | | | | | |
|---|---------------|---------|---------|--------------------|---------------------|--------|
| 200 CDI BlueEFFICIENCY, OM651, 100 KW | 09/09 → 12/10 | MD-683 | MD-8548 | SP-1354 SP-1364 | MS-6363C | TR-013 |
| Comments: Mahle Filtration, water sensor connector useSP-1364 | | | | | | |
| 200 CGI BlueEFFICIENCY, M271, 135 KW | 09/09 → | MD-661 | MD-8500 | | MS-6363C | TR-013 |
| 200 NGT, M271.958, 120 KW | 01/11 → | MD-543 | MD-8118 | | | TR-013 |
| 200 NGT, M274.920, 115 KW | 08/13 → | | | | | |
| 220 CDI BlueEFFICIENCY, OM651, 125 KW | 03/09 → 12/10 | MD-683 | MD-8548 | SP-1354 SP-1364 | MS-6363C | TR-013 |
| Comments: Mahle Filtration, water sensor connector useSP-1364 | | | | | | |
| 250 CDI BlueEFFICIENCY, OM651, 150 KW | 03/09 → | MD-683 | MD-8548 | SP-1354 SP-1364 | MS-6250 MS-6250C | TR-013 |
| Comments: Mahle Filtration, water sensor connector useSP-1364 | | | | | | |
| 250 CGI BlueEFFICIENCY, M271, 150 KW | 09/09 → 12/10 | MD-661 | MD-8500 | | MS-6363C | TR-013 |
| 300 BlueEFFICIENCY, M276.952, 185 KW | 07/11 → | | MD-8644 | | | |
| 300 CDI BlueEFFICIENCY, OM642, 150 KW | 02/10 → 08/10 | MD-529 | | SP-1354 SP-1364 | MS-6363C | |
| Comments: Mahle Filtration, water sensor connector useSP-1364 | | | | | | |
| 300 CDI BlueEFFICIENCY, OM642, 170 KW | 08/10 → | MD-529 | | | MS-6363C | |
| 300 CDI BlueTEC HYBRID, OM651.924, 170 KW | 06/12 → | MD-683 | | SP-1364 | | |
| Comments: Mahle Filtration, water sensor connector useSP-1364 | | | | | | |
| 300, M272.952, 170 KW | 03/09 → 12/10 | MD-337C | MD-9528 | | MS-6363C | |
| 350 BlueEFFICIENCY, M276.952, 225 KW | 06/11 → | | MD-8644 | | | |
| 350 CDI BlueEFFICIENCY, OM642, 170 KW | 03/09 → 12/10 | MD-529 | | SP-1354 SP-1364 | MS-6363C | |
| Comments: Mahle Filtration, water sensor connector useSP-1364 | | | | | | |
| 350 CDI BlueEFFICIENCY, OM642, 195 KW | 08/10 → | MD-529 | | | MS-6363C | |

MERCEDES-BENZ (DC)

E-Class W212/S212 (09-)

| | | | | | | |
|--|---------------|---------|---------|--------------------|----------|--|
| 350 CDI BlueTEC,OM642, 155 KW | 09/09 → 12/10 | MD-529 | | SP-1354 SP-1364 | MS-6363C | |
| Comments: Mahle Filtration,water sensor connector useSP-1364 | | | | | | |
| 350 CGI BlueEFFICIENCY, M272, 215 KW | 03/09 → 09/11 | MD-337C | MD-9528 | | MS-6363C | |
| 350, M272, 200 KW | 03/09 → 12/10 | MD-337C | MD-9528 | | MS-6363C | |
| 500 BlueEFFICIENCY, M278.922, 300 KW | 06/11 → | | | | | |
| 500, M273, 285 KW | 03/09 → 12/10 | MD-529 | MD-9528 | | MS-6363C | |
| 63 AMG Performance+, M157.980/981, 410 KW | 05/11 → | | | | | |
| 63 AMG, M156.985, 386 KW | 08/09 → 04/11 | MD-721 | | | MS-6363C | |

G-Class W460-1 (79-93)

| | | | | | | |
|--------------|---------------|---------|---------|---------|--|--|
| 240 D, 53KW | 03/79 → 08/87 | MD-217 | MD-502 | SP-889 | | |
| 250 D, 62KW | 10/87 → 07/93 | MD-502 | MD-249 | FF-015 | | |
| 250 D, 68KW | 12/88 → 08/92 | MD-249 | MD-9556 | FF-015 | | |
| 280 E, 110KW | 81/79 → 08/89 | MD-171A | MD-686 | SP-2005 | | |
| 280, 103KW | 11/79 → 08/89 | MD-171A | MD-686 | SP-2005 | | |
| 300 D, 65KW | 03/79 → 08/90 | MD-217 | MD-502 | SP-889 | | |

G-Class W463 (89-)

| | | | | | | |
|--|---------------|---------|---------|---------|---------------------|--|
| 270 CDI, OM612.966, 115 KW | 09/01 → 09/06 | MD-337D | MD-9628 | SP-1251 | MS-6216 MS-6216C | |
| 280 CDI Professional , OM 642.975, 135 Kw | 03/09 → | | | | | |
| 290 D, 70KW | 04/92 → 06/97 | MD-249 | MD-502 | FF-015 | | |
| 290 TD, OM602 DELA, 88 KW | 07/97 → 12/98 | MD-285 | MD-686 | SP-1038 | MS-6216 MS-6216C | |
| 300 CDI Professional , OM 642.884, 135 Kw | 12/10 → | | | SP-1364 | | |
| Comments: With water sensor connection use SP-1364 | | | | | | |
| 300 TD, OM606.964, 130 KW | 09/96 → 12/00 | MD-285 | MD-9364 | SP-1038 | MS-6216 MS-6216C | |
| 320 CDI, OM642.940, 165 KW | 09/06 → | MD-529 | | SP-2138 | MS-6216 MS-6216C | |
| | 09/06 → | MD-529 | | SP-1298 | MS-6216 MS-6216C | |
| 320 V6, 155KW | 06/92 → | MD-285 | | SP-2008 | MS-6216 MS-6216C | |
| 320 V6, M112, 158 KW | 03/98 → 09/06 | MD-337C | MD-9528 | SP-2121 | MS-6216 MS-6216C | |
| 350 GD TD (W463), OM603.972, 100KW | 09/91 → 12/93 | MD-249 | MD-9558 | SP-1038 | | |
| 36 AMG, 200 KW | 01/95 → 09/98 | MD-285 | | SP-2008 | | |
| 400 CDI, OM628.962, 184 KW | 10/00 → 09/06 | | | SP-1295 | MS-6216 MS-6216C | |
| 500, M113.962, 218 KW | 09/98 → | MD-337C | MD-9528 | SP-2121 | MS-6216 MS-6216C | |
| 500, M117.965, 177 KW | 09/93 → 05/98 | MD-171A | MD-9094 | | MS-6216 MS-6216C | |
| 55 AMG Kompressor, 350 KW | 06/04 → 08/06 | MD-337C | | SP-2121 | MS-6216 MS-6216C | |
| 55 AMG Kompressor, M113, 368 KW | 09/06 → | MD-337C | | SP-2121 | MS-6216 MS-6216C | |
| 55 AMG, M113.982, 260 KW | 04/99 → 06/04 | MD-337C | MD-9528 | SP-2121 | MS-6216 MS-6216C | |

GL-Class X164 (06-)

| | | | | | | |
|---|---------------|--------|---------|-------------------------------|---------------------|--|
| 320 CDI BlueTEC, OM642.820, 155 KW | 07/08 → 06/09 | MD-529 | MD-8406 | SP-2138 SP-1354 SP-1298 | MS-6347 MS-6347C | |
| Comments: SP-1354: For vehicles with filter heater, SP-1298: Optional extra with water sensor connection. | | | | | | |
| 320 CDI, OM642.940, 165 KW | 03/06 → 06/09 | MD-529 | MD-8406 | SP-2138 SP-1354 SP-1298 | MS-6347 MS-6347C | |

Comments: SP-1354: For vehicles with filter heater, SP-1298: Optional extra with water sensor connection.

MERCEDES-BENZ (DC)

GL-Class X164 (06-)

| | | | | | | |
|--|---------------|---------|---------|--------------------|---------------------|--|
| 350 CDI BlueEFFICIENCY, OM 642.820, 165 KW | 05/09 → 12/10 | MD-529 | MD-8406 | SP-1354 SP-1364 | MS-6347 MS-6347C | |
| Comments: SP-1364: With water sensor connection. | | | | | | |
| 350 CDI BlueEFFICIENCY, OM642.872, 195 KW | 10/10 → | MD-529 | | | MS-6347 MS-6347C | |
| 350 CDI BlueTEC, OM642.820, 155 KW | 05/09 → | MD-529 | MD-8406 | SP-1354 SP-1364 | MS-6347 MS-6347C | |
| Comments: SP-1364: With water sensor connection. | | | | | | |
| 420 CDI, OM629, 225 KW | 03/06 → 06/09 | | | SP-2138 | MS-6347 MS-6347C | |
| 450 CDI, OM629.912, 225 KW | 05/09 → | | | SP-2138 | MS-6347 MS-6347C | |
| 450 V8, M273, 250 KW | 03/06 → | MD-337C | MD-9528 | | MS-6347 MS-6347C | |
| 500 V8, M273.963, 285 KW | 03/06 → | MD-337C | MD-9528 | | MS-6347 MS-6347C | |

GL-Class X166 (12-)

| | | | | | | |
|--------------------------------------|---------|--------|--|--|--|--|
| 350 CDI BlueTEC, OM642.826, 190 KW | 08/12 → | MD-529 | | | | |
| 450, M278.928, 270 KW | 08/12 → | | | | | |
| 500 BlueEFFICIENCY, M278.928, 320 KW | 08/12 → | | | | | |
| 63 AMG, M157.982, 410 KW | 08/12 → | | | | | |

GLA-Class X156 (13-)

| | | | | | | |
|----------------------------|---------|--------|---------|--|--|--|
| 200 CDi, OM651.901, 100 KW | 09/13 → | MD-683 | MD-8652 | | | |
| 200, M270.910, 115 KW | 09/13 → | | | | | |
| 220 CDi, OM651.930, 125 KW | 09/13 → | MD-683 | MD-8652 | | | |
| 250, M270.920, 155 KW | 09/13 → | | | | | |

GLK-Class X204 (08-)

| | | | | | | |
|---|---------------|---------|---------|-------------------------------|----------|--|
| 200 CDI, OM651.913, 105 KW | 07/10 → 12/10 | MD-683 | MD-8548 | SP-1354 SP-1364 | MS-6363C | |
| Comments: SP-1364: With water sensor connection filtration system MAHLE, SP-1354: Without integrated heating. | | | | | | |
| | 01/11 → | MD-683 | MD-8548 | SP-1354 SP-1364 | | |
| Comments: SP-1364: With water sensor connection filtration system MAHLE, SP-1354: Without integrated heating. | | | | | | |
| 220 CDI, OM651.916, 125 KW | 04/09 → 12/10 | MD-683 | MD-8548 | SP-1354 SP-1364 | MS-6363C | |
| Comments: SP-1364: With water sensor connection filtration system MAHLE, SP-1354: Without integrated heating. | | | | | | |
| | 01/11 → | MD-683 | MD-8548 | SP-1354 SP-1364 | | |
| Comments: SP-1364: With water sensor connection filtration system MAHLE, SP-1354: Without integrated heating. | | | | | | |
| 250 CDI, OM651.912, 150 KW | 12/09 → 12/10 | MD-683 | MD-8548 | SP-1354 SP-1364 | MS-6363C | |
| Comments: SP-1364: With water sensor connection filtration system MAHLE, SP-1354: Without integrated heating. | | | | | | |
| | 01/11 → | MD-683 | MD-8548 | SP-1354 SP-1364 | | |
| Comments: SP-1364: With water sensor connection filtration system MAHLE, SP-1354: Without integrated heating. | | | | | | |
| 280, M272.948, 170 KW | 10/08 → 06/09 | MD-337C | MD-9528 | | MS-6363C | |
| 300, M272.948, 170 KW | 06/09 → 12/10 | MD-337C | MD-9528 | | MS-6363C | |
| | 01/11 → 04/11 | MD-337C | MD-9528 | | | |
| 320 CDI, OM642.961, 165 KW | 06/08 → 06/09 | MD-529 | MD-8406 | SP-2138 SP-1354 SP-1364 | MS-6363C | |
| Comments: SP-1364: With water sensor connection, SP-1354: For vehicles with filter heater. | | | | | | |
| 350 CDI BlueEFFICIENCY, OM642.635, 195 KW | 05/12 → | MD-529 | | | | |
| 350 CDI, OM 642.832, 170 KW | 10/10 → 12/10 | MD-529 | | SP-1354 SP-1364 | MS-6363C | |
| Comments: SP-1364: With water sensor connection. | | | | | | |
| | 01/11 → 07/12 | MD-529 | | SP-1354 SP-1364 | | |
| Comments: SP-1364: With water sensor connection. | | | | | | |
| 350 CDI, OM642.961, 165 KW | 06/09 → 12/10 | MD-529 | MD-8406 | SP-1354 SP-1364 | MS-6363C | |
| Comments: SP-1364: With water sensor connection. | | | | | | |

MERCEDES-BENZ (DC)

GLK-Class X204 (08-)

| | | | | | | |
|--|---------------|---------|---------|--|----------|--|
| 350 CGI BlueEFFICIENCY, M276.957, 225 KW | 01/11 → | | MD-8644 | | | |
| 350, M272.961, 200 KW | 10/08 → 12/10 | MD-337C | MD-9528 | | MS-6363C | |
| | 01/11 → 04/11 | MD-337C | MD-9528 | | | |

M-Class (W163) (97-05)

| | | | | | | |
|----------------------|---------------|--------|---------|--|---------------------|--------|
| 230, M11.977, 110 KW | 11/97 → 08/01 | MD-341 | MD-9254 | | MS-6183 MS-6183C | TR-013 |
|----------------------|---------------|--------|---------|--|---------------------|--------|

Comments: TR-013: Hydraulic transmission 722.600-722.699.

| | | | | | | |
|------------------------|---------------|---------|---------|---------|---------------------|--------|
| 270 CDI, OM 612,120 KW | 12/99 → 03/00 | MD-337D | MD-9628 | MD-443 | MS-6183 MS-6183C | TR-013 |
| | 04/00 → 06/05 | MD-337D | MD-9628 | SP-1251 | MS-6183 MS-6183C | TR-013 |

Comments: TR-013: Hydraulic transmission 722.600-722.699.

| | | | | | | |
|-----------------------|---------------|---------|---------|--|---------------------|--------|
| 320, M112.942, 160 KW | 11/97 → 12/02 | MD-337C | MD-9254 | | MS-6183 MS-6183C | TR-013 |
|-----------------------|---------------|---------|---------|--|---------------------|--------|

Comments: TR-013: Hydraulic transmission 722.600-722.699.

| | | | | | | |
|-------------------|---------------|---------|---------|--|---------------------|--------|
| 350, M112, 173 KW | 02/03 → 06/05 | MD-337C | MD-9254 | | MS-6183 MS-6183C | TR-013 |
|-------------------|---------------|---------|---------|--|---------------------|--------|

Comments: TR-013: Hydraulic transmission 722.600-722.699.

| | | | | | | |
|-----------------------|---------------|---------|---------|--|---------------------|--------|
| 350, M112.970, 180 KW | 10/02 → 06/05 | MD-337C | MD-9254 | | MS-6183 MS-6183C | TR-013 |
|-----------------------|---------------|---------|---------|--|---------------------|--------|

Comments: TR-013: Hydraulic transmission 722.600-722.699.

| | | | | | | |
|------------------------|---------------|--|---------|---------|---------------------|--------|
| 400 CDI, OM628, 184 KW | 09/01 → 06/05 | | MD-9254 | SP-1295 | MS-6183 MS-6183C | TR-013 |
|------------------------|---------------|--|---------|---------|---------------------|--------|

Comments: TR-013: Hydraulic transmission 722.600-722.699.

| | | | | | | |
|--------------------------|---------------|---------|---------|--|---------------------|--------|
| 430 V8, M113.942, 199 KW | 06/98 → 08/01 | MD-337C | MD-9254 | | MS-6183 MS-6183C | TR-013 |
|--------------------------|---------------|---------|---------|--|---------------------|--------|

Comments: TR-013: Hydraulic transmission 722.600-722.699.

| | | | | | | |
|--------------------------|---------------|---------|---------|--|---------------------|--------|
| 500 V8, M113.965, 215 KW | 09/01 → 06/05 | MD-337C | MD-9254 | | MS-6183 MS-6183C | TR-013 |
|--------------------------|---------------|---------|---------|--|---------------------|--------|

Comments: TR-013: Hydraulic transmission 722.600-722.699.

| | | | | | | |
|--|---------------|---------|---------|--|---------------------|--------|
| 55 V8 Kompressor AMG, M113.980/981, 255 KW | 02/00 → 06/05 | MD-337C | MD-9254 | | MS-6183 MS-6183C | TR-013 |
|--|---------------|---------|---------|--|---------------------|--------|

Comments: TR-013: Hydraulic transmission 722.600-722.699.

M-Class (W164) (05-10)

| | | | | | | |
|----------------------------|---------------|--------|---------|-------------------------------|---------------------|--|
| 280 CDI, OM642.940, 140 KW | 09/05 → 06/09 | MD-529 | MD-8406 | SP-2138 SP-1354 SP-1298 | MS-6347 MS-6347C | |
|----------------------------|---------------|--------|---------|-------------------------------|---------------------|--|

Comments: SP-1354: For vehicles with filter heater, SP-1298: Optional extra with water sensor connection.

| | | | | | | |
|--|---------|--------|---------|--------------------|---------------------|--|
| 300 CDI BlueEFFICIENCY, OM 642.940, 150 KW | 02/10 → | MD-529 | MD-8406 | SP-1354 SP-1364 | MS-6347C MS-6347 | |
|--|---------|--------|---------|--------------------|---------------------|--|

Comments: SP-1364: With water sensor connection.

| | | | | | | |
|---|---------|--------|---------|--------------------|---------------------|--|
| 300 CDI BlueEFFICIENCY, OM642.940, 140 KW | 05/09 → | MD-529 | MD-8406 | SP-1354 SP-1364 | MS-6347C MS-6347 | |
|---|---------|--------|---------|--------------------|---------------------|--|

Comments: SP-1364: With water sensor connection.

| | | | | | | |
|------------------------------------|---------------|--------|---------|-------------------------------|---------------------|--|
| 320 CDI BlueTEC, OM642.820, 155 KW | 07/08 → 06/09 | MD-529 | MD-8406 | SP-2138 SP-1354 SP-1298 | MS-6347C MS-6347 | |
|------------------------------------|---------------|--------|---------|-------------------------------|---------------------|--|

Comments: SP-1354: For vehicles with filter heater, SP-1298: Optional extra with water sensor connection.

| | | | | | | |
|----------------------------|---------------|--------|---------|-------------------------------|---------------------|--|
| 320 CDI, OM642.940, 165 KW | 08/05 → 06/09 | MD-529 | MD-8406 | SP-2138 SP-1354 SP-1298 | MS-6347C MS-6347 | |
|----------------------------|---------------|--------|---------|-------------------------------|---------------------|--|

Comments: SP-1354: For vehicles with filter heater, SP-1298: Optional extra with water sensor connection.

| | | | | | | |
|------------------------------------|---------|--------|---------|--------------------|---------------------|--|
| 350 CDI BlueTEC, OM642.820, 155 KW | 05/09 → | MD-529 | MD-8406 | SP-1354 SP-1364 | MS-6347C MS-6347 | |
|------------------------------------|---------|--------|---------|--------------------|---------------------|--|

Comments: SP-1364: With water sensor connection.

| | | | | | | |
|----------------------------|---------------|--------|---------|--------------------|---------------------|--|
| 350 CDI, OM642.940, 165 KW | 05/09 → 03/10 | MD-529 | MD-8406 | SP-1354 SP-1364 | MS-6347C MS-6347 | |
|----------------------------|---------------|--------|---------|--------------------|---------------------|--|

Comments: SP-1364: With water sensor connection.

| | | | | | | |
|----------------------------|---------|--------|--|--------------------|---------------------|--|
| 350 CDI, OM642.940, 170 KW | 02/10 → | MD-529 | | SP-1354 SP-1364 | MS-6347C MS-6347 | |
|----------------------------|---------|--------|--|--------------------|---------------------|--|

Comments: SP-1364: With water sensor connection.

| | | | | | | |
|-----------------------|---------|---------|---------|--|---------------------|--|
| 350, M272.962, 200 KW | 07/05 → | MD-337C | MD-9528 | | MS-6347C MS-6347 | |
|-----------------------|---------|---------|---------|--|---------------------|--|

Comments: SP-1364: With water sensor connection.

MERCEDES-BENZ (DC)

M-Class (W164) (05-10)

| | | | | | |
|------------------------------|---------------|---------|---------|---------|---------------------|
| 420 CDI, OM629.912, 225 KW | 08/06 → 06/09 | | | SP-2138 | MS-6347C MS-6347 |
| 450 CDI, OM629.912, 225 KW | 05/09 → | | | SP-2138 | MS-6347C MS-6347 |
| 450 Hybrid, M272.973, 250 KW | 06/09 → | MD-337C | MD-9528 | | MS-6347C MS-6347 |
| 500 V8, M113.964, 225 KW | 07/05 → | MD-337C | MD-9528 | | MS-6347C MS-6347 |
| 500, M273.963, 285 KW | 06/07 → | MD-337C | MD-9528 | | MS-6347 MS-6347C |
| 63 AMG, M156.E63, 375 KW | 09/05 → | | | | MS-6347 MS-6347C |

M-Class (W166) (11-)

| | | | | | |
|---------------------------------------|---------|--------|---------|--|--|
| 250 BlueTEC, OM 651.960, 150 KW | 09/11 → | MD-683 | | | |
| 350 BlueEFFICIENCY, M276.955, 225 KW | 09/11 → | | MD-8644 | | |
| 350 CDi BlueTEC, OM642.826, 180 KW | 09/11 → | MD-529 | | | |
| 500 BlueEFFICIENCY, M248.928, 300 KW | 02/12 → | | | | |
| 63 AMG Performance+, M157.982, 410 KW | 02/12 → | | | | |
| 63 AMG, M157.982, 386 KW | 02/12 → | | | | |

Maybach W240 (02-)

| | | | | | |
|--|---------------|--------|--|--|---------------------|
| 550 S 6.0 V12, M285.950, 403 KW | 09/02 → | MD-471 | | | MS-6100 MS-6384C |
| 570 S 6.0 V12, M275, 450 KW | 03/05 → 06/10 | MD-471 | | | MS-6100 MS-6384C |
| 620 S 6.0 V12 Zeppelin, M285.950, 471 KW | 09/09 → | MD-471 | | | MS-6100 MS-6384C |
| 620 S 6.0 V12, M285.950, 463 KW | 06/10 → | MD-471 | | | MS-6100 MS-6384C |

MB-Series W631 (80-)

| | | | | | |
|-------------------------|---------------|--------|---------|--------|--|
| 100 D, OM616, 41 KW | 10/81 → 12/89 | MD-217 | MD-7006 | SP-889 | |
| 180 D, OM616, 56 KW | 10/93 → | MD-217 | MD-7116 | SP-889 | |
| OM616 Vorfilter/primary | 10/85 → | | | FF-015 | |

R-Class W251 (05-)

| | | | | | |
|-----------------------------|---------------|--------|---------|-------------------------------|---------------------|
| 280 CDI, OM 642.950, 140 KW | 01/09 → 06/09 | MD-529 | MD-8406 | SP-2138 SP-1354 SP-1364 | MS-6347 MS-6347C |
|-----------------------------|---------------|--------|---------|-------------------------------|---------------------|

Comments: SP-1354: For vehicles with filter heater, SP-1364: With water sensor connection.

| | | | | | |
|--|---------------|--------|---------|-------------------------------|---------------------|
| | 06/06 → 12/08 | MD-529 | MD-8406 | SP-2138 SP-1354 SP-1298 | MS-6347 MS-6347C |
|--|---------------|--------|---------|-------------------------------|---------------------|

Comments: SP-1354: For vehicles with filter heater, SP-1298: Optional extra with water sensor connection.

| | | | | | |
|-----------------------|---------------|---------|---------|--|---------------------|
| 280, M272.945, 170 KW | 07/07 → 06/09 | MD-337C | MD-9528 | | MS-6347 MS-6347C |
|-----------------------|---------------|---------|---------|--|---------------------|

| | | | | | |
|--|---------|--------|---------|--------------------|---------------------|
| 300 CDI BlueEFFICIENCY, OM 642.950, 140 KW | 05/09 → | MD-529 | MD-8406 | SP-1354 SP-1364 | MS-6347 MS-6347C |
|--|---------|--------|---------|--------------------|---------------------|

Comments: SP-1364: With water sensor connection.

| | | | | | |
|-----------------------|---------|---------|---------|--|---------------------|
| 300, M272.945, 170 KW | 05/09 → | MD-337C | MD-9528 | | MS-6347 MS-6347C |
|-----------------------|---------|---------|---------|--|---------------------|

| | | | | | |
|-------------------------------------|---------|--------|---------|-------------------------------|---------------------|
| 320 CDI BlueTEC, OM 642.870, 155 KW | 07/08 → | MD-529 | MD-8406 | SP-2138 SP-1354 SP-1298 | MS-6347 MS-6347C |
|-------------------------------------|---------|--------|---------|-------------------------------|---------------------|

Comments: SP-1354: For vehicles with filter heater, SP-1298: Optional extra with water sensor connection.

| | | | | | |
|-----------------------------|---------------|--------|---------|-------------------------------|---------------------|
| 320 CDI, OM 642.950, 165 KW | 10/05 → 12/08 | MD-529 | MD-8406 | SP-2138 SP-1354 SP-1298 | MS-6347 MS-6347C |
|-----------------------------|---------------|--------|---------|-------------------------------|---------------------|

Comments: SP-1354: For vehicles with filter heater, SP-1298: Optional extra with water sensor connection.

| | | | | | |
|--|---------------|--------|---------|-------------------------------|---------------------|
| | 01/09 → 06/09 | MD-529 | MD-8406 | SP-2138 SP-1354 SP-1364 | MS-6347 MS-6347C |
|--|---------------|--------|---------|-------------------------------|---------------------|

Comments: SP-1354: For vehicles with filter heater, SP-1364: With water sensor connection.

MERCEDES-BENZ (DC)

R-Class W251 (05-)

| | | | | | | |
|--|---------------|---------|---------|--------------------|---------------------|--|
| 350 BlueEFFICIENCY, M276.957, 225 KW | 09/11 → | | MD-8644 | | MS-6347 MS-6347C | |
| 350 CDI BlueTEC, OM642.870, 155 KW | 05/09 → | MD-529 | MD-8406 | SP-1354 SP-1364 | MS-6347 MS-6347C | |
| Comments: SP-1364: With water sensor connection. | | | | | | |
| 350 CDI, OM 642.950, 165 KW | 05/09 → | MD-529 | MD-8406 | SP-1354 SP-1364 | MS-6347 MS-6347C | |
| Comments: SP-1364: With water sensor connection. | | | | | | |
| 350 CDI, OM642.872, 195 KW | 05/09 → | MD-529 | MD-8406 | | MS-6347 MS-6347C | |
| 350, M272.967, 200 KW | 09/05 → | MD-337C | MD-9528 | | MS-6347 MS-6347C | |
| 500 V8, M113.971, 225 KW | 09/05 → 06/07 | MD-337C | MD-9528 | | MS-6347 MS-6347C | |
| 500, M273.963, 285 KW | 07/07 → | MD-337C | MD-9528 | | MS-6347 MS-6347C | |
| 63 AMG, M 156.E63, 375 KW | 02/06 → | | | | MS-6347 MS-6347C | |

S-Class W116 (72-80)

| | | | | | | |
|---|---------------|---------|---------|---------|--|--------|
| 280 S, M110.922, 115 KW | 08/72 → 07/77 | MD-171A | | FF-009 | | |
| | 08/72 → 07/80 | MD-171A | | FF-009 | | TR-057 |
| Comments: TR-057: With automatic gearbox. | | | | | | |
| 280 S, M110.922, 118KW | 08/72 → 08/77 | MD-171A | | FF-009 | | |
| | 09/77 → 09/80 | MD-171A | | FF-009 | | TR-057 |
| Comments: TR-057: With automatic gearbox. | | | | | | |
| 280 SE/SEL, M110.985, 130 KW | 08/72 → 08/77 | MD-171A | MD-246 | SP-2005 | | |
| | 09/77 → 07/80 | MD-171A | MD-246 | SP-2005 | | TR-057 |
| Comments: TR-057: With automatic gearbox. | | | | | | |
| 280 SE/SEL, M110.985, 136 KW | 08/72 → 08/77 | MD-5012 | MD-246 | SP-2005 | | |
| | 09/77 → 07/80 | MD-5012 | MD-246 | SP-2005 | | TR-057 |
| Comments: TR-057: With automatic gearbox. | | | | | | |
| 350 SE/SEL, M116.985, 143KW | 08/76 → 03/80 | MD-171A | MD-9094 | SP-2005 | | |
| 350 SE/SEL, M116.985, 151KW | 08/76 → 03/80 | MD-171A | MD-9094 | SP-2005 | | |
| 450 SE/SEL, 170 KW | 07/76 → 12/80 | MD-171A | MD-9094 | SP-2005 | | |
| 450 SEL 6.9, 210 KW | 07/75 → 03/80 | MD-141 | MD-9094 | | | |

S-Class W126 (79-91)

| | | | | | | |
|--|---------------|---------|---------|---------|--|--------|
| 2600i, SE, 122 KW | 09/85 → 06/91 | SP-933 | MD-9036 | SP-2008 | | TR-007 |
| Comments: TR-007: Hydraulic transmission 722.300-722.371 | | | | | | |
| 2800 S, 115KW | 12/79 → 07/85 | MD-171A | | FF-009 | | TR-007 |
| Comments: TR-007: Hydraulic transmission 722.300-722.371 | | | | | | |
| 2800i SE,SEL, 136KW | 12/79 → 07/85 | MD-171A | | FF-009 | | TR-007 |
| Comments: TR-007: Hydraulic transmission 722.300-722.371 | | | | | | |
| 3000i, 132 KW | 09/85 → 06/90 | SP-933 | MD-9036 | SP-2008 | | TR-007 |
| Comments: TR-007: Hydraulic transmission 722.300-722.371 | | | | | | |
| 3000TD Vorfilter/primary | 11/85 → 06/90 | MD-249 | MD-5050 | FF-015 | | TR-007 |
| Comments: TR-007: Hydraulic transmission 722.300-722.371 | | | | | | |
| 380 V8 SE, SEL, SEC, 150KW | 12/79 → 08/85 | MD-171A | MD-9094 | SP-2005 | | TR-007 |
| Comments: TR-007: Hydraulic transmission 722.300-722.371 | | | | | | |
| 4200i V8, SE, SEL, SEC, 165 KW | 09/85 → 06/90 | MD-171A | MD-9094 | SP-2008 | | TR-007 |
| Comments: TR-007: Hydraulic transmission 722.300-722.371 | | | | | | |
| 5000i V8 SE, SEL, SEC,177 KW | 09/79 → 09/85 | MD-171A | MD-9094 | SP-2005 | | TR-007 |
| Comments: TR-007: Hydraulic transmission 722.300-722.371 | | | | | | |
| 5000i V8 SE, SEL, SEC,185 KW | 09/85 → 06/91 | MD-171A | MD-9094 | SP-2005 | | TR-007 |
| Comments: TR-007: Hydraulic transmission 722.300-722.371 | | | | | | |
| 560 V8 SE, SEL, SEC, 220 KW | 10/85 → 06/91 | MD-171A | MD-9094 | SP-2008 | | TR-007 |
| Comments: TR-007: Hydraulic transmission 722.300-722.371 | | | | | | |

S-Class W140 (91-98)

| | | | | | | |
|----------------|---------------|--------|---------|---------|---------|--|
| 280, 145 KW | 06/93 → 09/98 | MD-341 | MD-9474 | SP-2008 | MS-6197 | |
| 320, 170 KW | 04/90 → 07/92 | MD-281 | | SP-2008 | MS-6197 | |
| 350 TD, 110 KW | 06/93 → 09/98 | MD-249 | MD-9236 | SP-1038 | MS-6197 | |
| 400 V8, 205 KW | 01/92 → 08/93 | | MD-9230 | SP-2008 | MS-6197 | |
| 420 V8, 210 KW | 09/93 → 09/97 | | MD-9230 | SP-2003 | MS-6197 | |

MERCEDES-BENZ (DC)

S-Class W140 (91-98)

| | | | | | | |
|-------------------------|---------------|--------|---------|---------|---------|--|
| 500 V8, 235 KW | 10/92 → 08/93 | | MD-9230 | SP-2008 | MS-6197 | |
| | 09/93 → 09/97 | | MD-9230 | SP-2003 | MS-6197 | |
| 600 V12, M120.980,290KW | 01/92 → 08/98 | MD-495 | MD-9424 | SP-2008 | MS-6197 | |
| | 09/93 → 09/97 | MD-495 | MD-9424 | SP-2003 | MS-6197 | |

S-Class W220 (98-05)








| | | | | | | |
|----------------------------|---------------|---------|---------|---------|---------------------|--|
| 280, M112, 150 KW | 10/98 → 11/02 | MD-337C | MD-9528 | SP-2121 | MS-6100 MS-6384C | |
| 320 CDI, 165 KW | 10/02 → | MD-441 | MD-9628 | MD-443 | MS-6100 MS-6384C | |
| 320 CDI, OM648.960, 150 KW | 10/02 → 12/05 | MD-441 | MD-5230 | | MS-6100 MS-6384C | |
| | 01/03 → 10/05 | MD-441 | MD-5228 | | MS-6100 MS-6384C | |
| 320, M112, 165 KW | 10/98 → 11/02 | MD-337C | MD-9528 | SP-2121 | MS-6100 MS-6384C | |
| 400 CDI, OM628, 184 KW | 07/00 → 10/05 | MD-337C | | SP-1295 | MS-6100 MS-6384C | |
| 430 V8, M113.948, 205 KW | 10/98 → 10/05 | MD-337C | MD-9528 | SP-2121 | MS-6100 MS-6384C | |
| 500, M113.966, 225 KW | 10/98 → 10/05 | MD-337C | MD-9528 | SP-2121 | MS-6100 MS-6384C | |
| 55 AMG, M113.986, 265 KW | 04/99 → 11/02 | MD-337C | MD-9528 | SP-2121 | MS-6100 MS-6384C | |
| 55 AMG, M113.991, 367 KW | 10/02 → 10/05 | MD-337C | MD-9528 | SP-2121 | MS-6100 MS-6384C | |
| 600 V12, M275.950, 367 KW | 10/02 → 10/05 | MD-471 | | | MS-6100 MS-6384C | |
| 63 AMG, M137, 326 KW | 09/01 → 11/02 | MD-337C | | SP-2121 | MS-6100 MS-6384C | |
| 65 AMG, M275.980, 450 KW | 12/03 → 10/05 | MD-471 | | | MS-6100 MS-6384C | |

S-Class W221 (05-)

| | | | | | | |
|--|---------------|---------|---------|--------------------|---------|--|
| 250 CDI BlueEFFICIENCY OM 651.961 150Kw | 12/10 → | MD-683 | | SP-1364 | MS-6312 | |
| Comments: SP-1364: With water sensor connector | | | | | | |
| 320 CDI, OM642, 173 KW | 02/06 → 07/09 | MD-529 | MD-8406 | SP-2138 SP-1298 | MS-6312 | |
| 350 BlueEFFICIENCY, M276.950, 225 KW | 11/10 → | | MD-8644 | | MS-6312 | |
| 350 CDI BlueTEC, OM642, 190 KW | 09/10 → | MD-529 | MD-8406 | | MS-6312 | |
| 350 CDI, OM642, 173 KW | 06/09 → | MD-529 | MD-8406 | SP-2138 SP-1298 | MS-6312 | |
| 350, M272, 200 KW | 09/05 → 12/10 | MD-337C | MD-9528 | | MS-6312 | |
| 400 HYBRID, M272.974, 205 KW | 06/09 → | MD-337C | MD-9528 | | MS-6312 | |
| 420 CDI, OM629, 235 KW | 12/06 → 07/09 | | | SP-2138 SP-1298 | MS-6312 | |
| Comments: with water-sensor connection | | | | | | |
| 450 CDI, OM629, 235 KW | 02/06 → 07/09 | | | SP-2138 SP-1298 | MS-6312 | |
| 450, M273, 250 KW | 09/06 → | MD-337C | MD-9528 | | MS-6312 | |
| 500 BlueEFFICIENCY, M273, 320 KW | 11/10 → | MD-337C | | | MS-6312 | |
| 500, M273, 285 KW | 09/05 → | MD-337C | MD-9528 | | MS-6312 | |
| 600 V12, M275, 380 KW | 02/06 → | MD-471 | | | MS-6312 | |
| 63 AMG, M156.984, 386 KW | 12/06 → 11/10 | | | | MS-6312 | |
| 63 AMG, M157.980, 400 KW | 10/10 → | MD-721 | | | MS-6312 | |
| 63 AMG, M157.980, 420 KW | 02/12 → | MD-721 | | | MS-6312 | |
| 65 AMG, M275.982, 450 KW | 09/06 → 08/10 | MD-471 | | | MS-6312 | |
| 65 AMG, M275.982, 463 KW | 07/10 → | MD-471 | | | MS-6312 | |

S-Class W222 (13-)

| | | | | | | |
|--------------------------------|---------|--------|---------|--|--|--|
| 350 BlueTec, OM642.861, 196 KW | 06/13 → | MD-529 | | | | |
| 400 Hybrid, M276.960, 225 KW | 06/13 → | | MD-8644 | | | |
| 500, M278.929, 335 KW | 06/13 → | | | | | |

|  |  |  OIL |  AIR |  FUEL |  CABIN |  OTHER |
|---|--|--|--|---|--|--|
| MERCEDES-BENZ (DC) | | | | | | |
| S-Class W222 (13-) | | | | | | |
| 63 AMG, M157.985, 430 KW | 09/13 → | | | | | |
| SL-Class R107 (71-89) | | | | | | |
| 280, M110.990, 130KW | 06/76 → 08/77 | MD-171A | MD-246 | SP-2005 | | |
| | 09/77 → 09/81 | MD-171A | MD-246 | SP-2005 | | TR-057 |
| Comments: TR-057: For hydraulic transmission. | | | | | | |
| 280, M110.990, 136KW | 08/74 → 08/77 | MD-171A | MD-246 | SP-2005 | | |
| | 09/77 → 03/84 | MD-171A | MD-246 | SP-2005 | | TR-057 |
| Comments: TR-057: For hydraulic transmission. | | | | | | |
| | 04/84 → 07/85 | MD-171A | MD-246 | SP-2005 | | TR-007 |
| Comments: TR-007: Hydraulic transmission 722.300-722.371 | | | | | | |
| 300, M103.962, 138 KW | 09/85 → 08/89 | MD-171A | | SP-2008 | | TR-007 |
| Comments: TR-007: Hydraulic transmission 722.300-722.371 | | | | | | |
| 350, M116.984, 143KW | 08/76 → 02/80 | MD-171A | MD-9094 | SP-2005 | | |
| 380, M116.960, 160KW | 07/80 → 08/81 | MD-171A | MD-9094 | SP-2008 | | TR-007 |
| Comments: TR-007: Hydraulic transmission 722.300-722.371 | | | | | | |
| 380, M116.962, 150KW | 09/80 → 08/85 | MD-171A | MD-9094 | SP-2008 | | TR-007 |
| Comments: TR-007: Hydraulic transmission 722.300-722.371 | | | | | | |
| 420, M116.964, 160 KW | 01/86 → 08/89 | MD-171A | MD-9094 | SP-2008 | | TR-007 |
| Comments: TR-007: Hydraulic transmission 722.300-722.371 | | | | | | |
| 450, M117.985, 160 KW | 09/75 → 10/80 | MD-171A | MD-9094 | SP-2005 | | |
| 500, M117.960, 170 KW | 05/80 → 12/85 | MD-171A | MD-9094 | SP-2008 | | |
| 500, M117.964, 180 KW | 01/86 → 08/89 | MD-171A | MD-9094 | SP-2008 | | |
| SL-Class R129 (89-01) | | | | | | |
| 280 V6, M104.943, 142 KW | 08/93 → 08/94 | MD-341 | MD-9308 | SP-2008 | MS-6139 | |
| | 09/94 → 09/95 | MD-341 | MD-9308 | SP-2003 | MS-6139 | |
| 320 V6, M104.991, 170 KW | 08/93 → 08/93 | MD-341 | MD-9308 | SP-2008 | MS-6139 | |
| | 09/94 → 09/95 | MD-341 | MD-9308 | SP-2003 | MS-6139 | |
| 500 V8, M119.972, 235 KW | 09/92 → 08/94 | | MD-9230 | SP-2008 | MS-6139 | |
| | 09/94 → 06/98 | | MD-9230 | SP-2003 | MS-6139 | |
| 55 AMG, M113.98,260 KW | 03/00 → 08/01 | MD-337C | MD-9528 | SP-2121 | MS-6139 | |
| 60 AMG, 120.981, 280 KW | 05/97 → 08/01 | MD-495 | MD-9424 | SP-2003 | MS-6139 | |
| 600 V12, M120.98/1/983,290 KW | 09/94 → 08/01 | MD-495 | MD-9424 | SP-2003 | MS-6139 | |
| | 07/92 → 08/94 | MD-495 | MD-9424 | SP-2008 | MS-6139 | |
| 600 V12,M120.981, 280 KW | 05/97 → 08/01 | MD-495 | MD-9424 | SP-2003 | MS-6139 | |
| SL-Class R230 (01-12) | | | | | | |
| 280, M272.940, 170 KW | 03/08 → 04/09 | MD-337C | MD-9528 | SP-2121 | MS-6419C | |
| 300, M272.949, 170 KW | 03/09 → 03/12 | MD-337C | MD-9528 | SP-2121 | MS-6419C | |
| 350, M112.973, 180 KW | 11/02 → 02/06 | MD-337C | MD-9528 | SP-2121 | MS-6419C | |
| 350, M272.966, 200 KW | 03/06 → 04/08 | MD-337C | MD-9528 | SP-2121 | MS-6419C | |
| 350, M272.968, 232 KW | 03/08 → 03/12 | MD-337C | MD-9528 | SP-2121 | MS-6419C | |
| 500, M113.963, 225 KW | 09/01 → 02/06 | MD-337C | MD-9528 | SP-2121 | MS-6419C | |
| 500, M273.965, 285 KW | 03/06 → 03/12 | MD-337C | MD-9528 | SP-2121 | MS-6419C | |
| 55 AMG, M113.992, 350 KW | 09/01 → 06/02 | MD-337C | MD-9528 | SP-2003 | MS-6419C | |
| 55 AMG, M113.992, 368 KW | 06/02 → 02/06 | MD-337C | MD-9528 | SP-2003 | MS-6419C | |
| 55 AMG, M113.995, 380 KW | 03/06 → 04/08 | MD-337C | MD-9528 | SP-2003 | MS-6419C | |
| 600, M275.951, 368 KW | 02/03 → 02/06 | MD-471 | | SP-2121 | MS-6419C | |
| 600, M275.954, 380 KW | 03/06 → 03/12 | MD-471 | | SP-2121 | MS-6419C | |
| 63 AMG, M159.981, 386 KW | 03/08 → 03/12 | | | | MS-6419C | |
| 63 AMG, M275.981, 450 KW | 05/04 → 03/12 | MD-471 | | | MS-6419C | |
| SL-Class R231 (12-) | | | | | | |
| 350, M276.954, 225 KW | 02/12 → | | MD-8644 | | MS-6363C | |
| 500, M278.927, 320 KW | 02/12 → | | | | MS-6363C | |
| 63 AMG, M157.983 Performance +, 415 KW | 04/12 → | MD-721 | | | MS-6363C | |
| 63 AMG, M157.983, 395 KW | 04/12 → | MD-721 | | | MS-6363C | |
| 65 AMG, M279.981, 463 KW | 09/12 → | MD-471 | | | MS-6363C | |
| SL-Class W113 (63-71) | | | | | | |
| 230, 110 KW | 01/63 → 12/67 | MD-051A | MD-246 | | | |
| 250, 110KW | 01/66 → 12/68 | MD-051A | MD-246 | MD-141 | | |
| 280, M130.983, 125KW | 01/68 → 12/71 | MD-051A | MD-246 | MD-141 | | |
| SLC (C107) (72-81) | | | | | | |

MERCEDES-BENZ (DC)

SLC (C107) (72-81)

| | | | | | | |
|--|---------------|---------|---------|--------------------|--|--------|
| 2800, M110.990, 130 KW | 06/76 → 08/77 | MD-171A | MD-246 | SP-2005 | | |
| | 08/77 → 08/81 | MD-171A | MD-246 | SP-2005 | | TR-057 |
| Comments: TR-057: With automatic gearbox. | | | | | | |
| 2800, M110.990, 136 KW | 08/74 → 08/75 | MD-171A | MD-246 | | | |
| | 09/75 → 08/77 | MD-171A | MD-246 | SP-2005 | | |
| | 09/77 → 09/81 | MD-171A | MD-246 | SP-2005 | | TR-057 |
| Comments: TR-057: With automatic gearbox. | | | | | | |
| 3500 M116.984, 143 KW | 03/76 → 07/76 | MD-171A | | SP-2005 | | |
| | 08/76 → 02/80 | MD-171A | MD-9094 | SP-2005 | | |
| 3500 M116.984, 147 KW | 01/72 → 02/76 | MD-171A | | | | |
| 3800, M116.960, 160 KW | 07/80 → 08/81 | MD-171A | MD-9094 | SP-2005 SP-2008 | | TR-007 |
| Comments: SP-2008: Export model U.S.A, TR-007: TR-007: Hydraulic transmission 722.300-722.371 | | | | | | |
| 4500, M117.960, 177 KW | 06/78 → 02/80 | MD-171A | MD-9094 | SP-2005 | | |
| 4500, M117.985, 160 KW | 09/75 → 07/76 | MD-171A | | SP-2005 | | |
| | 08/76 → 08/79 | MD-171A | MD-9094 | SP-2005 | | |
| 4500, M117.985, 165 KW | 01/73 → 11/75 | MD-171A | MD-9094 | SP-2005 SP-2008 | | TR-007 |
| Comments: SP-2008: Export model U.S.A, TR-007: With automatic gearbox 722.3+722.4+722.300-722.371. | | | | | | |

SLK-Class R170 (96-04)

| | | | | | | |
|----------------------------------|---------------|--------|---------|---------|---------|--|
| 200 Kompressor, M111.943,141KW | 10/96 → 04/00 | MD-341 | MD-9742 | SP-2003 | MS-6101 | |
| 200 Kompressor, M111.958,120 KW | 03/00 → 04/04 | MD-341 | MD-9742 | SP-2003 | MS-6101 | |
| 200, M111.946, 100 KW | 09/96 → 04/00 | MD-341 | MD-9742 | SP-2003 | MS-6101 | |
| 230 Kompressor, M111.973, 142 KW | 09/96 → 04/00 | MD-341 | MD-9742 | SP-2003 | MS-6101 | |
| 230 Kompressor, M111.983, 145 KW | 03/00 → 04/04 | MD-341 | MD-9742 | SP-2003 | MS-6101 | |
| 32 AMG, M112.960, 260 KW | 03/00 → 04/04 | | MD-8444 | SP-2121 | MS-6101 | |
| Comments: Left Hand Drive | | | | | | |
| 320, M112.947, 160 KW | 03/00 → 04/04 | | MD-8444 | SP-2121 | MS-6101 | |
| Comments: Left Hand Drive | | | | | | |

SLK-Class R171 (04-11)

| | | | | | | |
|----------------------------------|---------------|---------|---------|--|----------|--------|
| 200 Kompressor, M271.944,120KW, | 03/04 → 05/08 | MD-543 | MD-8118 | | MS-6354C | TR-013 |
| 200 Kompressor, M271.954,135 KW, | 03/08 → 02/11 | MD-543 | MD-8118 | | MS-6354C | TR-013 |
| 280, M272, 170 KW | 05/05 → 03/09 | MD-337C | MD-9528 | | MS-6354C | TR-013 |
| 300, M272.942, 170 KW | 04/09 → 02/11 | MD-337C | MD-9528 | | MS-6354C | TR-013 |
| 350, M272, 200 KW | 06/04 → 05/08 | MD-337C | MD-9528 | | MS-6354C | TR-013 |
| 350, M272, 224 KW | 03/08 → 02/11 | MD-337C | MD-9528 | | MS-6354C | TR-013 |
| 55 AMG, M113. E55 EVO, 294 KW | 07/06 → | | MD-9528 | | MS-6354C | |
| 55 AMG, M113.989, 265 KW | 08/04 → 02/11 | | MD-9528 | | MS-6354C | |

SLK-Class R172 (11-)

| | | | | | | |
|--|---------|--------|---------|---------|----------|--|
| 200 CGI BlueEFFICIENCY, M271.816, 135 Kw | 03/11 → | MD-661 | MD-8500 | | MS-6354C | |
| 250 CDI, OM651.980,150Kw | 10/11 → | MD-683 | | SP-1364 | MS-6354C | |
| Comments: SP-1364: Without integrated heating. | | | | | | |
| 250 CGI BlueEFFICIENCY, M271.861, 150 Kw | 03/11 → | MD-661 | MD-8500 | | MS-6354C | |
| 350 CGI BlueEFFICIENCY, M276.956, 225 Kw | 03/11 → | | MD-8644 | | MS-6354C | |
| 55 AMG, M152.980, 310 KW | 09/11 → | MD-721 | | | MS-6354C | |

SLR (R199) (04-10)

| | | | | | | |
|--|---------------|--|---------|--|----------|--------|
| 5.4 722, M 155.980, 478 KW | 09/06 → 01/10 | | MD-9512 | | MS-6419C | TR-013 |
| Comments: TR-013: Hydraulic transmission 722.648 | | | | | | |
| 5.4, M 155.980, 460 KW | 04/04 → 01/10 | | MD-9512 | | MS-6419C | TR-013 |
| Comments: TR-013: Hydraulic transmission 722.648 | | | | | | |

SLS AMG C197 (10-)

| | | | | | | |
|---------------------------------------|---------------|--|--|--|----------|--|
| 62 AMG Black Series, M159.980, 464 KW | 03/13 → | | | | | |
| 62 AMG GT, M159.980, 435 KW | 10/12 → | | | | | |
| 62 AMG, M159.980, 420 KW | 03/10 → 12/10 | | | | MS-6363C | |
| | 01/11 → | | | | | |

Sprinter Classic Russia (13-)

| | | | | | | |
|--|---------|---------|--------------------|---------|---------------------|--|
| 308 CDI (909), OM646.701, 60 KW | 09/13 → | MD-337D | MD-9362 MD-9854 | SP-1298 | MS-6025 MS-6025C | |
| Comments: MD-9854: For dusty environments. | | | | | | |

MERCEDES-BENZ (DC)

Sprinter Classic Russia (13-)

| | | | | | | |
|---------------------------------|---------|---------|--------------------|---------|---------------------|--|
| 408 CDI (909), OM646.701, 60 KW | 09/13 → | MD-337D | MD-9362 MD-9854 | SP-1298 | MS-6025 MS-6025C | |
|---------------------------------|---------|---------|--------------------|---------|---------------------|--|

Comments: MD-9854: For dusty environments.

Sprinter I 901-904 (95-)

| | | | | | | |
|-------------------------------|---------------|---------|--------------------|--------------------|---------------------|--|
| 208 CDI, OM611 DELA, 60 KW | 04/00 → 05/06 | MD-337D | MD-9362 MD-9584 | SP-1116 SP-1309 | MS-6025 MS-6025C | |
| 208 D, OM601.943, 59 KW | 02/95 → 06/00 | MD-491 | MD-9362 MD-9584 | SP-1038 | MS-6025 MS-6025C | |
| 208 D, OM601.943, 60 KW | 10/96 → 06/00 | MD-491 | MD-9362 MD-9584 | SP-1038 | MS-6025 MS-6025C | |
| 213 CDI, OM611DELA, 95 KW | 04/00 → 05/06 | MD-337D | MD-9362 MD-9584 | SP-1116 SP-1309 | MS-6025 MS-6025C | |
| 214, M111, 92 KW | 04/00 → 05/06 | MD-341 | MD-9362 MD-9584 | SP-2003 | MS-6025 MS-6025C | |
| 216 CDI, OM612 DELA, 115 KW | 04/00 → 05/06 | MD-337D | MD-9362 MD-9584 | SP-1236 | MS-6025 MS-6025C | |
| | 04/00 → 05/06 | MD-337D | MD-9362 MD-9584 | SP-1298 | MS-6025 MS-6025C | |
| 308 CDI, OM611 DELA, 60 KW | 04/00 → 05/06 | MD-337D | MD-9362 MD-9584 | SP-1116 SP-1309 | MS-6025 MS-6025C | |
| 308 D, OM 601.93 58-60 KW | 03/95 → 05/00 | MD-285 | MD-9362 MD-9584 | SP-1038 | MS-6025 MS-6025C | |
| 308 E, Electric Motor 40 KW | 04/00 → | | | | MS-6025 MS-6025C | |
| 310 D, OM 602.986, 75 KW | 02/95 → 06/00 | MD-285 | MD-9362 MD-9584 | SP-1038 | MS-6025 MS-6025C | |
| 311 CDI, OM 611 DELA, 80 KW | 04/00 → 05/06 | MD-337D | MD-9362 MD-9584 | SP-1116 SP-1309 | MS-6025 MS-6025C | |
| 311 CDI, OM611, 80 KW | 04/00 → 05/06 | MD-337D | MD-9362 MD-9584 | SP-1116 | MS-6025 MS-6025C | |
| 312 D, OM 602.980 DELA, 90 KW | 02/95 → 06/00 | MD-285 | MD-9362 MD-9584 | SP-1038 | MS-6025 MS-6025C | |
| 313 CDI, OM611 DELA, 95 KW | 04/00 → 05/06 | MD-337D | MD-9362 MD-9584 | SP-1116 SP-1309 | MS-6025 MS-6025C | |
| 314, M111, 92 KW | 04/00 → 05/06 | MD-341 | MD-9362 MD-9584 | SP-2003 | MS-6025 MS-6025C | |
| 314, M111.979 E23, 105 KW | 02/95 → 04/00 | MD-341 | MD-9362 MD-9584 | SP-2003 | MS-6025 MS-6025C | |
| 316 CDI, OM 612 DELA, 115 KW | 04/00 → 05/06 | MD-337D | MD-9362 MD-9584 | SP-1116 SP-1309 | MS-6025 MS-6025C | |
| | 04/00 → 05/06 | MD-337D | MD-9362 MD-9584 | SP-1298 | MS-6025 MS-6025C | |
| 316 CDI, OM612, 115 KW | 04/00 → 05/06 | MD-337D | MD-9362 MD-9584 | SP-1116 | MS-6025 MS-6025C | |
| 408 CDI, OM 611 DELA, 60 KW | 04/00 → 05/06 | MD-337D | MD-9362 MD-9584 | SP-1116 SP-1309 | MS-6025 MS-6025C | |
| 408 CDI, OM611, 60 KW | 04/00 → 05/06 | MD-337D | MD-9362 MD-9584 | SP-1116 | MS-6025 MS-6025C | |
| 408 D, OM 601.943, 58 KW | 02/96 → 06/00 | MD-491 | MD-9362 MD-9584 | SP-1038 | MS-6025 MS-6025C | |
| 410 D, OM 602.980 LA, 75 KW | 02/95 → 06/00 | MD-285 | MD-9362 MD-9584 | SP-1038 | MS-6025 MS-6025C | |
| 411 CDI, OM611 DELA, 80 KW | 04/00 → 05/06 | MD-337D | MD-9362 MD-9584 | SP-1116 SP-1309 | MS-6025 MS-6025C | |
| 412 D, OM 602.980 DELA, 85 KW | 02/95 → 06/00 | MD-285 | MD-9362 MD-9584 | SP-1038 | MS-6025 MS-6025C | |
| 412 D, OM 602.980 DELA, 90 KW | 02/95 → 06/00 | MD-285 | MD-9362 MD-9584 | SP-1038 | MS-6025 MS-6025C | |
| 413 CDI, OM 611 DELA, 95 KW | 04/00 → 05/06 | MD-337D | MD-9362 MD-9584 | SP-1116 SP-1309 | MS-6025 MS-6025C | |

MERCEDES-BENZ (DC)

Sprinter I 901-904 (95-)

| | | | | | | |
|----------------------------|---------------|---------|--------------------|---------|---------------------|--|
| 414, M 111.979 E23, 105 KW | 07/95 → 05/06 | MD-341 | MD-9362 MD-9584 | SP-2003 | MS-6025 MS-6025C | |
| 416 CDI, OM 612, 115 KW | 04/00 → 05/06 | MD-337D | MD-9362 MD-9584 | SP-1116 | MS-6025 MS-6025C | |
| | 12/03 → 05/06 | MD-337D | MD-9362 MD-9584 | SP-1236 | MS-6025 MS-6025C | |
| | 01/04 → 05/06 | MD-337D | MD-9362 MD-9584 | SP-1298 | MS-6025 MS-6025C | |

Sprinter II 906 (06-)

| | | | | | | |
|--|---------------|---------|---------|--------------------|---------------------|--------|
| 209 CDI, OM646 LA, 65 KW | 04/06 → | MD-337D | MD-8282 | SP-2138 SP-1298 | MS-6330 MS-6330C | TR-013 |
| 210 CDI, OM 651 LA, 70Kw | 05/09 → | MD-683 | MD-8282 | SP-1354 SP-1365 | MS-6330 MS-6330C | TR-013 |
| Comments: Mahle Filtration no Intergated Heating use SP-1365 | | | | | | |
| 211 CDI, OM646 LA, 80 KW | 04/06 → | MD-337D | MD-8282 | SP-2138 SP-1298 | MS-6330 MS-6330C | TR-013 |
| 213 CDI, OM646 LA, 95 KW | 04/06 → 04/09 | MD-337D | MD-8282 | SP-2138 SP-1298 | MS-6330 MS-6330C | TR-013 |
| Comments: Engine code OM 646 LA, SP-1298 w/sensor connection | | | | | | |
| | 05/09 → | MD-683 | MD-8282 | | MS-6330 MS-6330C | TR-013 |
| 213 CDI, OM651 LA, 95 KW | 05/09 → | | MD-8282 | SP-1354 SP-1365 | MS-6330 MS-6330C | TR-013 |
| Comments: Mahle Filtration no Intergated Heating use SP-1365 | | | | | | |
| 215 CDI, OM646 LA, 110 KW | 04/06 → | MD-337D | MD-8282 | SP-2138 SP-1298 | MS-6330 MS-6330C | TR-013 |
| 216 CDI, OM 651 LA, 120 KW | 05/09 → | MD-683 | MD-8282 | SP-1354 SP-1365 | MS-6330 MS-6330C | TR-013 |
| Comments: Mahle Filtration no Intergated Heating use SP-1365 | | | | | | |
| 218 CDI, OM642 LA, 135 KW | 04/06 → | MD-337D | MD-8282 | SP-2138 SP-1298 | MS-6330 MS-6330C | TR-013 |
| 219 CDI V6, OM 642 LA, 140 Kw | 05/09 → | MD-529 | MD-8282 | SP-1354 SP-1365 | MS-6330 MS-6330C | TR-013 |
| Comments: Mahle Filtration no Intergated Heating use SP-1365 | | | | | | |
| 224 V6, M272 E35, 190 KW | 04/06 → | MD-337C | MD-8282 | | MS-6330 MS-6330C | TR-013 |
| 309 CDI, OM646 LA, 65 KW | 04/06 → | MD-337D | MD-8282 | SP-2138 SP-1298 | MS-6330 MS-6330C | TR-013 |
| 310 CDI, OM 651 LA, 70 Kw | 05/09 → | MD-683 | MD-8282 | SP-1354 SP-1365 | MS-6330 MS-6330C | TR-013 |
| Comments: Mahle Filtration no Intergated Heating use SP-1365 | | | | | | |
| 311 CDI, OM646 LA, 80 KW | 04/06 → | MD-337D | MD-8282 | SP-2138 SP-1298 | MS-6330 MS-6330C | TR-013 |
| 313 CDI, OM646 LA, 95 KW | 04/06 → 04/09 | MD-337D | MD-8282 | SP-2138 SP-1298 | MS-6330 MS-6330C | TR-013 |
| Comments: Engine code OM 646 LA, SP-1298 w/sensor connection | | | | | | |
| | 05/09 → | MD-683 | MD-8282 | | MS-6330 MS-6330C | TR-013 |
| 313 CDI, OM651 LA, 95 KW | 05/09 → | | MD-8282 | SP-1354 SP-1365 | MS-6330 MS-6330C | TR-013 |
| Comments: Mahle Filtration no Intergated Heating use SP-1365 | | | | | | |
| 315 CDI, OM646 LA, 110 KW | 04/06 → | MD-529 | MD-8282 | SP-2138 SP-1298 | MS-6330 MS-6330C | TR-013 |
| 316 CDI, OM 651 LA, 120Kw | 05/09 → | MD-683 | MD-8282 | SP-1354 SP-1365 | MS-6330 MS-6330C | TR-013 |
| Comments: Mahle Filtration no Intergated Heating use SP-1365 | | | | | | |
| 318 CDI, OM646 LA, 135 KW | 04/06 → | MD-529 | MD-8282 | SP-2138 SP-1298 | MS-6330 MS-6330C | TR-013 |
| 319 CDI V6, OM 642 LA, 140 Kw | 05/09 → | MD-529 | MD-8282 | SP-1354 SP-1365 | MS-6330 MS-6330C | TR-013 |
| Comments: Mahle Filtration no Intergated Heating use SP-1365 | | | | | | |

MERCEDES-BENZ (DC)

Sprinter II 906 (06-)

| | | | | | | |
|---|---------------|---------|---------|--------------------|---------------------|--------|
| 324 V6, M272 E35, 190 KW | 04/06 → | MD-337C | MD-8282 | | MS-6330 MS-6330C | TR-013 |
| 410 CDI, OM 651 LA, 70Kw | 05/09 → | MD-683 | MD-8282 | SP-1343 SP-1365 | MS-6330 MS-6330C | TR-013 |
| Comments: Mahle Filtration no Intergated Heating use SP-1365 | | | | | | |
| 411 CDI, OM646 LA, 80 KW | 04/06 → | MD-337D | MD-8282 | SP-2138 SP-1298 | MS-6330 MS-6330C | TR-013 |
| 413 CDI, OM 651 LA, 95Kw | 04/06 → | MD-683 | MD-8282 | SP-1354 SP-1365 | MS-6330 MS-6330C | TR-013 |
| Comments: Mahle Filtration no Intergated Heating use SP-1365 | | | | | | |
| 415 CDI, OM646 LA, 110 KW | 04/06 → | MD-337D | MD-8282 | SP-2138 SP-1298 | MS-6330 MS-6330C | TR-013 |
| 416 CDI, OM 651 LA, 120Kw | 05/09 → | MD-683 | MD-8282 | SP-1354 SP-1365 | MS-6330 MS-6330C | TR-013 |
| Comments: Mahle Filtration no Intergated Heating use SP-1365 | | | | | | |
| 418 CDI, OM642 LA, 135 KW | 04/06 → | MD-529 | MD-8282 | SP-2138 SP-1298 | MS-6330 MS-6330C | TR-013 |
| 419 CDI V6, OM 642 LA, 140 Kw | 05/09 → | MD-529 | MD-8282 | SP-1354 SP-1365 | MS-6330 MS-6330C | TR-013 |
| Comments: Mahle Filtration no Intergated Heating use SP-1365 | | | | | | |
| 424 V6, M272 E35, 190 KW | 04/06 → | MD-337C | MD-8282 | | MS-6330 MS-6330C | TR-013 |
| 509 CDI, OM646 LA, 65 KW | 04/06 → | MD-337D | MD-8282 | SP-2138 SP-1298 | MS-6330 MS-6330C | TR-013 |
| 510 CDI, OM 651 LA, 70Kw | 05/09 → | MD-683 | MD-8282 | SP-1354 SP-1365 | MS-6330 MS-6330C | TR-013 |
| Comments: Mahle Filtration no Intergated Heating use SP-1365 | | | | | | |
| 511 CDI, OM646 LA, 80 KW | 04/06 → | MD-337D | MD-8282 | SP-2138 SP-1298 | MS-6330 MS-6330C | TR-013 |
| 513 CDI, OM646 LA, 95 KW | 04/06 → 04/09 | MD-337D | MD-8282 | SP-2138 SP-1298 | MS-6330 MS-6330C | TR-013 |
| Comments: Engine code OM 646 LA, SP-1298 w/sensor connection | | | | | | |
| | 05/09 → | MD-683 | MD-8282 | | MS-6330 MS-6330C | TR-013 |
| 513 CDI, OM651 LA, 95 KW | 05/09 → | | MD-8282 | SP-1354 SP-1365 | MS-6330 MS-6330C | TR-013 |
| Comments: Mahle Filtration no Intergated Heating use SP-1365 | | | | | | |
| 515 CDI, OM646 LA, 110 KW | 04/06 → | MD-337D | MD-8282 | SP-2138 SP-1298 | MS-6330 MS-6330C | TR-013 |
| 516 CDI, OM 651 LA, 120Kw | 04/06 → | MD-683 | MD-8282 | SP-1354 SP-1365 | MS-6330 MS-6330C | TR-013 |
| Comments: Mahle Filtration no Intergated Heating use SP-1365 | | | | | | |
| 518 CDI V6, OM642 LA, 135 KW | 04/06 → | MD-337D | MD-8282 | SP-2138 | MS-6330 MS-6330C | TR-013 |
| Comments: TR-013: Hydraulic transmission 722.683-722.686 | | | | | | |
| 519 CDI V6, OM 642 LA, 140 Kw | 05/09 → | MD-529 | MD-8282 | SP-1354 SP-1365 | MS-6330 MS-6330C | TR-013 |
| Comments: SP-1365: Mahle Filtration no Intergated Heating, TR-013: Hydraulic transmission 722.683-722.686 | | | | | | |
| 524 V6, M272 E35, 190 KW | 04/06 → | MD-337C | MD-8282 | | MS-6330 | TR-013 |
| Comments: TR-013: Hydraulic transmission 722.683-722.686. | | | | | | |

Transporter 207-210 (71-96)

| | | | | | | |
|--|---------------|---------|---------|---------|--|--------|
| 207 D, OM616 | 04/77 → 12/82 | MD-217 | MD-5016 | FF-015 | | TR-007 |
| Comments: TR-007: Hydraulic transmission 722.390-722.395 | | | | | | |
| 207 D, OM616 | 04/77 → 12/82 | MD-217 | MD-5016 | SP-889 | | TR-007 |
| Comments: TR-007: Hydraulic transmission 722.390-722.395 | | | | | | |
| 208 D, OM601 | 10/88 → 02/96 | MD-051A | MD-7074 | SP-1038 | | TR-007 |
| Comments: TR-007: Hydraulic transmission 722.390-722.395 | | | | | | |
| 208, M102 | 05/77 → 08/82 | MD-051A | | FF-009 | | TR-007 |
| Comments: TR-007: Hydraulic transmission 722.390-722.395 | | | | | | |
| 210 D, OM602 | 10/88 → 02/96 | MD-249 | MD-7074 | SP-1038 | | TR-007 |
| Comments: TR-007: Hydraulic transmission 722.390-722.395 | | | | | | |

MERCEDES-BENZ (DC)

Transporter 207-210 (71-96)

| | | | | | | |
|------------------|---------------|--------|--------|--------|--|--------|
| 210, M102 | 08/82 → 10/89 | MD-237 | MD-286 | FF-009 | | TR-007 |
|------------------|---------------|--------|--------|--------|--|--------|

Comments: TR-007: Hydraulic transmission 722.390-722.395

| | | | | | | |
|--|---------------|--------|--------|--|--|--------|
| | 05/89 → 02/96 | MD-237 | MD-286 | | | TR-007 |
|--|---------------|--------|--------|--|--|--------|

Comments: TR-007: Hydraulic transmission 722.390-722.395

Transporter 307-310 (71-96)

| | | | | | | |
|-------------------|---------------|--------|--|--------|--|--------|
| Austin A70 | 05/77 → 08/81 | MD-217 | | SP-889 | | TR-007 |
|-------------------|---------------|--------|--|--------|--|--------|

Comments: TR-007: Hydraulic transmission 722.390-722.395

| | | | | | | |
|---------------------|---------------|--------|---------|--------|--|--------|
| 307 D, OM616 | 09/82 → 01/90 | MD-217 | MD-5016 | SP-889 | | TR-007 |
|---------------------|---------------|--------|---------|--------|--|--------|

Comments: TR-007: Hydraulic transmission 722.390-722.395

| | | | | | | |
|---------------------|---------------|--------|---------|---------|--|--------|
| 308 D, OM601 | 11/88 → 12/96 | MD-249 | MD-7074 | SP-1038 | | TR-007 |
|---------------------|---------------|--------|---------|---------|--|--------|

Comments: TR-007: Hydraulic transmission 722.390-722.395

| | | | | | | |
|------------------|---------------|---------|--------|--------|--|--------|
| 308, M115 | 05/77 → 08/81 | MD-051A | MD-162 | FF-009 | | TR-007 |
|------------------|---------------|---------|--------|--------|--|--------|

Comments: TR-007: Hydraulic transmission 722.390-722.395

| | | | | | | |
|---------------------|---------------|--------|---------|--------|--|--------|
| 309 D, OM617 | 05/77 → 10/88 | MD-217 | MD-5016 | SP-889 | | TR-007 |
|---------------------|---------------|--------|---------|--------|--|--------|

Comments: TR-007: Hydraulic transmission 722.390-722.395

| | | | | | | |
|----------------------|---------------|--------|--------|--------|--|--------|
| 310 D, OM6020 | 09/81 → 02/96 | MD-237 | MD-286 | FF-009 | | TR-007 |
|----------------------|---------------|--------|--------|--------|--|--------|

Comments: TR-007: Hydraulic transmission 722.390-722.395

| | | | | | | |
|------------------|---------------|--------|---------|---------|--|--------|
| 310, M102 | 11/88 → 02/96 | MD-249 | MD-7074 | SP-1038 | | TR-007 |
|------------------|---------------|--------|---------|---------|--|--------|

Comments: TR-007: Hydraulic transmission 722.390-722.395

| | | | | | | |
|-------------------|---------------|--------|--|--|--|--------|
| Austin A60 | 01/71 → 07/77 | SP-838 | | | | TR-007 |
|-------------------|---------------|--------|--|--|--|--------|

Comments: TR-007: Hydraulic transmission 722.390-722.395

Transporter 407-410 (67-96)

| | | | | | | |
|---------------------|---------------|--------|--|--------|--|--------|
| 407 D, OM616 | 05/77 → 08/81 | MD-217 | | SP-889 | | TR-007 |
|---------------------|---------------|--------|--|--------|--|--------|

Comments: TR-007: Hydraulic transmission 722.392/393/395

| | | | | | | |
|--|---------------|--------|---------|--------|--|--------|
| | 09/81 → 10/88 | MD-217 | MD-5016 | SP-889 | | TR-007 |
|--|---------------|--------|---------|--------|--|--------|

Comments: TR-007: Hydraulic transmission 722.392/393/395

| | | | | | | |
|---------------------|---------------|--------|---------|---------|--|--------|
| 408 D, OM314 | 11/88 → 12/95 | MD-249 | MD-7074 | SP-1038 | | TR-007 |
|---------------------|---------------|--------|---------|---------|--|--------|

Comments: TR-007: Hydraulic transmission 722.392/393/395

| | | | | | | |
|--|---------------|--------|--------|--------|--|--------|
| | 09/68 → 12/69 | MD-237 | MD-286 | FF-009 | | TR-007 |
|--|---------------|--------|--------|--------|--|--------|

Comments: TR-007: Hydraulic transmission 722.392/393/395

| | | | | | | |
|--------------------|---------------|---------|--|----------|--|--------|
| 408 G, M115 | 01/68 → 12/72 | MD-171A | | MD-141/1 | | TR-007 |
|--------------------|---------------|---------|--|----------|--|--------|

Comments: TR-007: Hydraulic transmission 722.392/393/395

| | | | | | | |
|---------------------|---------------|--------|---------|--------|--|--------|
| 409 D, OM617 | 04/82 → 01/89 | MD-217 | MD-5016 | SP-889 | | TR-007 |
|---------------------|---------------|--------|---------|--------|--|--------|

Comments: TR-007: Hydraulic transmission 722.392/393/395

| | | | | | | |
|------------------|---------------|--------|---------|---------|--|--------|
| 409, M115 | 01/75 → 08/82 | MD-249 | MD-7074 | SP-1038 | | TR-007 |
|------------------|---------------|--------|---------|---------|--|--------|

Comments: TR-007: Hydraulic transmission 722.392/393/395

| | | | | | | |
|---------------------|---------------|--------|---------|--------|--|--------|
| 410 D, OM602 | 09/88 → 12/95 | MD-217 | MD-5016 | FF-015 | | TR-007 |
|---------------------|---------------|--------|---------|--------|--|--------|

Comments: TR-007: Hydraulic transmission 722.392/393/395

Transporter 507-510 (77-89)

| | | | | | | |
|----------------------|---------------|--------|---------|--------|--|--|
| 507 D, OM 616 | 05/77 → 02/89 | MD-217 | MD-9232 | SP-889 | | |
|----------------------|---------------|--------|---------|--------|--|--|

| | | | | | | |
|---------------------|---------------|--------|--|---------|--|--|
| 508 D, OM616 | 03/82 → 10/89 | MD-249 | | SP-1038 | | |
|---------------------|---------------|--------|--|---------|--|--|

| | | | | | | |
|----------------------|---------------|--------|---------|--|--|--|
| 510 D, OM 616 | 04/86 → 12/89 | MD-237 | MD-9232 | | | |
|----------------------|---------------|--------|---------|--|--|--|

V-Class 638/2 (96-03)

| | | | | | | |
|-------------------------------|---------------|---------|--------------------|--------------------|---------|--|
| 200 CDI, OM 611, 75 KW | 01/99 → 10/03 | MD-337D | MD-9362 MD-9584 | SP-1116 SP-1309 | MS-6026 | |
|-------------------------------|---------------|---------|--------------------|--------------------|---------|--|

Comments: SP-1309 with water sensor connection

| | | | | | | |
|--------------------------|---------------|--------|---------|---------|---------|--|
| 200, M111, 100 KW | 04/96 → 10/03 | MD-341 | MD-9414 | SP-2003 | MS-6026 | |
|--------------------------|---------------|--------|---------|---------|---------|--|

| | | | | | | |
|-------------------------|---------------|--------|---------|---------|---------|--|
| 200, M111, 95 KW | 02/97 → 10/03 | MD-341 | MD-9414 | SP-2003 | MS-6026 | |
|-------------------------|---------------|--------|---------|---------|---------|--|

| | | | | | | |
|-------------------------------|---------------|---------|--------------------|--------------------|---------|--|
| 220 CDI, OM 611, 90 KW | 01/99 → 10/03 | MD-337D | MD-9362 MD-9584 | SP-1116 SP-1309 | MS-6026 | |
|-------------------------------|---------------|---------|--------------------|--------------------|---------|--|

Comments: SP-1309 with water sensor connection

| | | | | | | |
|-------------------------------|---------------|---------|--------------------|--------------------|---------|--|
| 220 CDI, OM 611, 92 KW | 01/99 → 10/03 | MD-337D | MD-9362 MD-9584 | SP-1116 SP-1309 | MS-6026 | |
|-------------------------------|---------------|---------|--------------------|--------------------|---------|--|

Comments: SP-1309 with water sensor connection

| | | | | | | |
|-----------------------------|---------------|--------|---------|---------|---------|--|
| 230 TD, OM601, 72 KW | 04/96 → 10/03 | MD-285 | MD-9414 | SP-1038 | MS-6026 | |
|-----------------------------|---------------|--------|---------|---------|---------|--|

| | | | | | | |
|--------------------------|---------------|--------|---------|---------|---------|--|
| 230, M111, 105 KW | 04/96 → 10/03 | MD-341 | MD-9414 | SP-2003 | MS-6026 | |
|--------------------------|---------------|--------|---------|---------|---------|--|

| | | | | | | |
|-----------------------------|---------------|--------|---------|---------|---------|--|
| 280 V6, M104, 128 KW | 08/97 → 10/03 | MD-353 | MD-9414 | SP-2003 | MS-6026 | |
|-----------------------------|---------------|--------|---------|---------|---------|--|

Vaneo W414 (01-05)

| | | | | | | |
|-------------------------------|---------------|--------|---------|--------------------|---------|--|
| 1.6 CDI, OM 668, 55 KW | 09/01 → 09/05 | MD-445 | MD-5224 | SP-1116 SP-1309 | MS-6173 | |
|-------------------------------|---------------|--------|---------|--------------------|---------|--|

Comments: SP-1309: With water sensor connection.

| | | | | | | |
|-------------------------|---------------|--------|---------|---------|---------|--|
| 1.6, M166, 60 KW | 09/01 → 09/05 | MD-351 | MD-5154 | SP-2122 | MS-6173 | |
|-------------------------|---------------|--------|---------|---------|---------|--|

| | | | | | | |
|-------------------------|---------------|--------|---------|---------|---------|--|
| 1.6, M166, 75 KW | 09/01 → 09/05 | MD-351 | MD-5154 | SP-2122 | MS-6173 | |
|-------------------------|---------------|--------|---------|---------|---------|--|

MERCEDES-BENZ (DC)

Vaneo W414 (01-05)

| | | | | | | |
|------------------------|---------------|--------|---------|--------------------|---------|--|
| 1.7 CDI, OM 668, 66 KW | 09/01 → 09/05 | MD-445 | MD-5224 | SP-1116 SP-1309 | MS-6173 | |
|------------------------|---------------|--------|---------|--------------------|---------|--|

Comments: SP-1309: With water sensor connection.

| | | | | | | |
|------------------|---------------|--------|---------|---------|---------|--|
| 1.9, M166, 92 KW | 09/01 → 09/05 | MD-351 | MD-5154 | SP-2122 | MS-6173 | |
|------------------|---------------|--------|---------|---------|---------|--|

Viano 639 (03-)

| | | | | | | |
|------------------------|---------------|---------|---------|--------------------|---------------------|--------|
| 2.0 CDI, OM 646, 80 KW | 09/03 → 12/06 | MD-337D | MD-8164 | SP-2138 SP-1298 | MS-6323C MS-6323 | TR-013 |
|------------------------|---------------|---------|---------|--------------------|---------------------|--------|

| | | | | | | |
|------------------------|---------------|---------|---------|--------------------|---------------------|--------|
| 2.0 CDI, OM 646, 85 KW | 09/06 → 08/10 | MD-337D | MD-8164 | SP-2138 SP-1298 | MS-6323C MS-6323 | TR-013 |
|------------------------|---------------|---------|---------|--------------------|---------------------|--------|

| | | | | | | |
|----------------------------|---------|--------|---------|---------|---------------------|--------|
| 2.0 CDI, OM 651 LA, 100 KW | 09/10 → | MD-683 | MD-8164 | SP-1354 | MS-6323C MS-6323 | TR-013 |
|----------------------------|---------|--------|---------|---------|---------------------|--------|

| | | | | | | |
|-------------------------|---------------|---------|---------|--------------------|---------------------|--------|
| 2.2 CDI, OM 646, 110 KW | 09/03 → 08/10 | MD-337D | MD-8164 | SP-2138 SP-1298 | MS-6323C MS-6323 | TR-013 |
|-------------------------|---------------|---------|---------|--------------------|---------------------|--------|

| | | | | | | |
|----------------------------|---------|--------|---------|---------|---------------------|--------|
| 2.2 CDI, OM 651 LA, 120 KW | 09/10 → | MD-683 | MD-8164 | SP-1354 | MS-6323C MS-6323 | TR-013 |
|----------------------------|---------|--------|---------|---------|---------------------|--------|

| | | | | | | |
|-------------------------------|---------------|--------|--|--------------------|---------------------|--|
| 3.0 CDI V6, OM 642 LA, 150 KW | 04/06 → 08/10 | MD-529 | | SP-2138 SP-1298 | MS-6323C MS-6323 | |
|-------------------------------|---------------|--------|--|--------------------|---------------------|--|

| | | | | | | |
|------------------------------|---------|--------|--|---------|---------------------|--------|
| 3.0 CDI V6, OM642 LA, 165 KW | 09/10 → | MD-529 | | SP-2138 | MS-6323C MS-6323 | TR-013 |
|------------------------------|---------|--------|--|---------|---------------------|--------|

| | | | | | | |
|-------------------|---------------|---------|---------|---------|---------------------|--------|
| 3.0, M112, 140 KW | 09/03 → 12/07 | MD-337C | MD-8164 | SP-2158 | MS-6323C MS-6323 | TR-013 |
|-------------------|---------------|---------|---------|---------|---------------------|--------|

| | | | | | | |
|------------------|---------------|---------|---------|---------|---------------------|--------|
| 3.2 M112, 160 KW | 09/03 → 12/04 | MD-337C | MD-8164 | SP-2158 | MS-6323C MS-6323 | TR-013 |
|------------------|---------------|---------|---------|---------|---------------------|--------|

| | | | | | | |
|-------------------|---------|---------|---------|---------|---------------------|--------|
| 3.5, M272, 190 KW | 09/07 → | MD-337C | MD-8164 | SP-2158 | MS-6323C MS-6323 | TR-013 |
|-------------------|---------|---------|---------|---------|---------------------|--------|

| | | | | | | |
|-------------------|---------------|---------|---------|---------|---------------------|--------|
| 3.7, M112, 170 KW | 09/04 → 12/07 | MD-337C | MD-8164 | SP-2158 | MS-6323C MS-6323 | TR-013 |
|-------------------|---------------|---------|---------|---------|---------------------|--------|

Vito I 638 (95-03)

| | | | | | | |
|------------------------|---------------|---------|--------------------|--------------------|---------|--|
| 108 CDI, OM 611, 60 KW | 01/99 → 10/03 | MD-337D | MD-9362 MD-9584 | SP-1116 SP-1309 | MS-6026 | |
|------------------------|---------------|---------|--------------------|--------------------|---------|--|

Comments: SP-1309: With water sensor connection.

| | | | | | | |
|--------------------------|---------------|--------|---------|---------|---------|--|
| 108 D 2.3, OM 601, 58 KW | 02/96 → 10/03 | MD-285 | MD-9414 | SP-1038 | MS-6026 | |
|--------------------------|---------------|--------|---------|---------|---------|--|

| | | | | | | |
|-------------------------|---------------|--------|---------|---------|---------|--|
| 108 D 2.3, OM601, 60 KW | 11/95 → 10/03 | MD-285 | MD-9414 | SP-1038 | MS-6026 | |
|-------------------------|---------------|--------|---------|---------|---------|--|

| | | | | | | |
|------------------------|---------------|---------|--------------------|--------------------|---------|--|
| 110 CDI, OM 611, 75 KW | 01/99 → 10/03 | MD-337D | MD-9362 MD-9584 | SP-1116 SP-1309 | MS-6026 | |
|------------------------|---------------|---------|--------------------|--------------------|---------|--|

Comments: MD-9584: With foam pre-filter, SP-1309: With water sensor connection.

| | | | | | | |
|------------------------|---------------|--------|---------|---------|---------|--|
| 110 D 2.3 OM601, 72 KW | 02/96 → 10/03 | MD-285 | MD-9414 | SP-1038 | MS-6026 | |
|------------------------|---------------|--------|---------|---------|---------|--|

| | | | | | | |
|------------------------|---------------|---------|--------------------|--------------------|---------|--|
| 112 CDI, OM 611, 90 KW | 01/99 → 10/03 | MD-337D | MD-9362 MD-9584 | SP-1116 SP-1309 | MS-6026 | |
|------------------------|---------------|---------|--------------------|--------------------|---------|--|

Comments: MD-9584: With foam pre-filter, SP-1309: With water sensor connection.

| | | | | | | |
|----------------------|---------------|--------|---------|---------|---------|--|
| 113 2.0 M111, 100 KW | 11/95 → 10/03 | MD-341 | MD-9414 | SP-2003 | MS-6026 | |
|----------------------|---------------|--------|---------|---------|---------|--|

| | | | | | | |
|-----------------------|---------------|--------|---------|---------|---------|--|
| 113 2.0, M 111, 95 KW | 02/96 → 10/03 | MD-341 | MD-9414 | SP-2003 | MS-6026 | |
|-----------------------|---------------|--------|---------|---------|---------|--|

| | | | | | | |
|-----------------------|---------------|--------|---------|---------|---------|--|
| 114 2.3, M111, 105 KW | 12/96 → 10/03 | MD-341 | MD-9414 | SP-2003 | MS-6026 | |
|-----------------------|---------------|--------|---------|---------|---------|--|

Vito II 639 (03-)

| | | | | | | |
|------------------------|---------|---------|---------|--------------------|---------------------|--------|
| 109 CDI, OM 646, 65 KW | 09/03 → | MD-337D | MD-8164 | SP-2138 SP-1298 | MS-6323 MS-6323C | TR-013 |
|------------------------|---------|---------|---------|--------------------|---------------------|--------|

Comments: SP-1298: With water sensor connection, TR-013: Hydraulic transmission 722.600-722.699.

| | | | | | | |
|------------------------|---------|---------|---------|--------------------|---------------------|--------|
| 109 CDI, OM 646, 70 KW | 09/06 → | MD-337D | MD-8164 | SP-2138 SP-1298 | MS-6323 MS-6323C | TR-013 |
|------------------------|---------|---------|---------|--------------------|---------------------|--------|

Comments: SP-1298: With water sensor connection, TR-013: Hydraulic transmission 722.600-722.699.

| | | | | | | |
|---------------------------|---------|--------|---------|---------|---------------------|--------|
| 110 CDI, OM 651 LA, 70 KW | 09/10 → | MD-683 | MD-8164 | SP-1354 | MS-6323 MS-6323C | TR-013 |
|---------------------------|---------|--------|---------|---------|---------------------|--------|

Comments: SP-1354: Without integrated heating, TR-013: Hydraulic transmission 722.600-722.699.

| | | | | | | |
|------------------------|---------|---------|---------|--------------------|---------------------|--------|
| 111 CDI, OM 646, 80 KW | 09/03 → | MD-337D | MD-8164 | SP-2138 SP-1298 | MS-6323 MS-6323C | TR-013 |
|------------------------|---------|---------|---------|--------------------|---------------------|--------|



Comments: SP-1298: With water sensor connection, TR-013: Hydraulic transmission 722.600-722.699.

| | | | | | | |
|------------------------|---------|---------|---------|--------------------|---------------------|--------|
| 111 CDI, OM 646, 85 KW | 09/06 → | MD-337D | MD-8164 | SP-2138 SP-1298 | MS-6323 MS-6323C | TR-013 |
|------------------------|---------|---------|---------|--------------------|---------------------|--------|

Comments: SP-1298: With water sensor connection, TR-013: Hydraulic transmission 722.600-722.699.

| | | | | | | |
|----------------------------|---------|--------|---------|---------|---------------------|--------|
| 113 CDI, OM 651 LA, 100 KW | 09/10 → | MD-683 | MD-8164 | SP-1354 | MS-6323 MS-6323C | TR-013 |
|----------------------------|---------|--------|---------|---------|---------------------|--------|

Comments: SP-1354: Without integrated heating, TR-013: Hydraulic transmission 722.600-722.699.

|  |  |  OIL |  AIR |  FUEL |  CABIN |  OTHER |
|--|--|--|--|---|--|--|
| MERCEDES-BENZ (DC) | | | | | | |
| Vito II 639 (03-) | | | | | | |
| 115 CDI, OM 646, 110 KW | 09/03 → | MD-337D | MD-8164 | SP-2138 SP-1298 | MS-6323 MS-6323C | TR-013 |
| Comments: SP-1298: With water sensor connection, TR-013: Hydraulic transmission 722.600-722.699. | | | | | | |
| 116 CDI, OM 651 LA, 120 KW | 09/10 → | MD-683 | MD-8164 | SP-1354 | MS-6323 MS-6323C | TR-013 |
| Comments: SP-1354: Without integrated heating, TR-013: Hydraulic transmission 722.600-722.699. | | | | | | |
| 119, M112.951, 140 KW | 09/03 → | MD-337C | MD-8164 | SP-2158 | MS-6323 MS-6323C | TR-013 |
| Comments: TR-013: Hydraulic transmission 722.600-722.699. | | | | | | |
| 120 CDI V6, OM 642 LA, 150 KW | 04/06 → | MD-529 | | SP-2138 SP-1298 | MS-6323 MS-6323C | TR-013 |
| Comments: SP-1298: With water sensor connection, TR-013: Hydraulic transmission 722.600-722.699. | | | | | | |
| 122 CDI V6, OM 642 LA, 165 KW | 09/10 → | MD-529 | | SP-2138 SP-1298 | MS-6323 MS-6323C | TR-013 |
| Comments: SP-1298: With water sensor connection, TR-013: Hydraulic transmission 722.600-722.699. | | | | | | |
| 122, M112.951, 160 KW | 09/03 → | MD-337C | MD-8164 | SP-2158 | MS-6323 MS-6323C | TR-013 |
| Comments: TR-013: Hydraulic transmission 722.600-722.699. | | | | | | |
| 123, M112 E37, 170 KW | 09/04 → 07/08 | MD-337C | MD-8164 | SP-2158 | MS-6323 MS-6323C | TR-013 |
| Comments: TR-013: Hydraulic transmission 722.600-722.699. | | | | | | |
| 126, M272.978, 190 KW | 09/07 → | MD-337C | MD-8164 | SP-2158 | MS-6323 MS-6323C | TR-013 |
| Comments: TR-013: Hydraulic transmission 722.600-722.699. | | | | | | |
| W100 Pullmann (64-80) | | | | | | |
| 6300i V8, 184 KW | 01/66 → 07/80 | | MD-246 | MD-141 | | |
| W108/W109 (66-72) | | | | | | |
| 2500, 96KW | 01/66 → 12/69 | MD-051A | MD-310 | FF-009 | | |
| 2500i, 110KW | 01/66 → 12/67 | MD-051A | MD-246 | MD-141 | | |
| 2800, 103KW | 10/67 → 07/72 | MD-051A | MD-310 | FF-009 | | |
| 2800i, 114KW | 10/69 → 07/72 | MD-051A | MD-310 | FF-009 | | |
| 3000 V8, 3.5L, 147 KW | 01/70 → 07/72 | MD-171A | | | | |
| 3000 V8, 6.3L, 147 KW | 03/68 → 08/72 | | MD-246 | MD-141 | | |
| 3000i, 118KW | 01/68 → 08/72 | MD-051A | MD-246 | MD-141 | | |
| W110/W112 (59-67) | | | | | | |
| 2300, 88 KW | 08/64 → 01/67 | MD-051A | MD-140 | FF-009 | | |
| W111 Coupe/Cabrio (61-71) | | | | | | |
| 2500i, 110KW | 01/66 → 12/68 | MD-051A | MD-246 | MD-141 | | |
| 2800 V8, 3.5L, 147KW | 01/69 → 12/71 | MD-171A | | | | |
| 2800i, 118KW | 01/67 → 12/71 | MD-051A | MD-246 | MD-141 | | |
| W114/W115 (68-77) | | | | | | |
| 2000, 63 KW | 01/68 → 01/76 | MD-051A | MD-140 | FF-010 | | |
| 2000, 70 KW | 03/69 → 12/75 | MD-051A | | | | |
| 2000D Vorfilter/primary | 12/68 → 12/76 | MD-017A | | FF-014 | | |
| 2000D, 44 KW | 12/68 → 12/76 | MD-017A | | MD-141/1 | | |
| 2200D Vorfilter/primary | 01/68 → 01/76 | MD-017A | | FF-014 | | |
| 2300 | 01/68 → 07/73 | MD-051A | MD-310 | FF-009 | | |
| 2300 4 Cylinder | 08/72 → 12/76 | MD-051A | MD-140 | FF-009 | | |
| 2300 6 Cylinder | 08/72 → 12/76 | MD-051A | MD-340 | FF-009 | | |
| 2400 D, 48KW | 08/73 → 01/77 | MD-017A | | MD-141/1 | | |
| | 08/73 → 01/77 | MD-017A | | FF-014 | | |
| 250 CE, 110KW | 04/69 → 04/72 | MD-051A | MD-246 | | | |
| 2500, 96KW | 07/68 → 08/72 | MD-051A | MD-310 | FF-009 | | |
| 2500, 85KW | 01/68 → 08/72 | MD-051A | MD-310 | FF-009 | | |
| 2500, 96KW | 06/72 → 11/76 | MD-051A | MD-310 | FF-009 | | |
| 2800, 118KW | 06/72 → 11/76 | MD-171A | | FF-009 | | |
| 2800, 136KW | 06/72 → 11/76 | MD-171A | | SP-2005 | | |
| 3000 D, 59KW | 03/74 → 11/76 | MD-017A | MD-246 | MD-141/1 | | |
| | 03/74 → 11/76 | MD-017A | MD-246 | FF-014 | | |
| W120,180,128-Ponton (54-63) | | | | | | |
| 1900, 55 KW | 01/95 → 12/61 | MD-051A | | | | |

MERCEDES-BENZ (DC)

| W120,180,128-Ponton (54-63) | | | | | | |
|--|---------------|---------|---------|---------|---------|--------|
| 2200i, 88 KW | 01/58 → 12/60 | MD-051A | MD-246 | MD-141 | | |
| W121 - 190SL (55-63) | | | | | | |
| 1900, 77 KW | 01/55 → 12/63 | MD-027A | | | | |
| W123/S123/C123 (76-85) | | | | | | |
| 2000, 62 KW | 02/76 → 08/77 | MD-051A | MD-318 | FF-010 | | |
| | 09/77 → 08/80 | MD-051A | MD-318 | FF-010 | | TR-057 |
| Comments: TR-057: With automatic gearbox. | | | | | | |
| 2000, 69 KW | 02/76 → 08/77 | MD-051A | MD-318 | FF-010 | | |
| | 09/77 → 08/80 | MD-051A | MD-318 | FF-010 | | TR-057 |
| Comments: TR-057: With automatic gearbox. | | | | | | |
| 2000, 74 KW | 06/80 → 04/84 | MD-051A | MD-318 | FF-010 | | TR-057 |
| Comments: TR-057: With automatic gearbox. | | | | | | |
| | 05/84 → 11/85 | MD-051A | MD-318 | FF-010 | | |
| 2000, 80 KW | 06/80 → 04/84 | MD-051A | MD-318 | FF-010 | | TR-057 |
| Comments: TR-057: With automatic gearbox. | | | | | | |
| | 05/84 → 11/85 | MD-051A | MD-318 | FF-010 | | |
| 2000D Vorfilter/primary, 40 KW | 10/77 → 12/84 | MD-217 | MD-286 | FF-015 | | |
| 2000D, 44 KW | 10/77 → 12/84 | MD-217 | MD-286 | SP-889 | | |
| 2200D Vorfilter/primary | 01/77 → 12/84 | MD-217 | MD-286 | FF-014 | | |
| 2300 95 KW | 01/76 → 06/80 | MD-051A | MD-138 | FF-009 | | |
| 2300, 100 KW | 04/80 → 04/84 | MD-051A | MD-138 | FF-009 | | TR-057 |
| Comments: TR-057: With automatic gearbox. | | | | | | |
| | 05/84 → 12/85 | MD-051A | MD-138 | FF-009 | | |
| 2300, 80 KW | 02/76 → 08/77 | MD-051A | MD-138 | FF-009 | | |
| | 09/77 → 03/81 | MD-051A | MD-138 | FF-009 | | TR-057 |
| Comments: TR-057: With automatic gearbox. | | | | | | |
| 2300i, 100 KW | 07/80 → 01/85 | MD-237 | MD-9456 | SP-2005 | | |
| 2400 D, 53 KW | 01/76 → 10/85 | MD-217 | MD-286 | SP-943 | | |
| 2400 D, 53KW | 03/79 → 11/85 | MD-217 | MD-286 | FF-015 | | |
| 2500, 103 KW | 10/79 → 04/84 | MD-051A | MD-310 | FF-009 | | TR-057 |
| Comments: TR-057: With automatic gearbox. | | | | | | |
| | 05/84 → 07/85 | MD-051A | MD-310 | FF-009 | | TR-007 |
| Comments: TR-007: Hydraulic transmission 722.300-722.371 | | | | | | |
| 2500, 95KW | 02/76 → 07/77 | MD-051A | MD-310 | FF-009 | | |
| | 08/77 → 10/79 | MD-051A | MD-310 | FF-009 | | TR-057 |
| Comments: TR-057: With automatic gearbox. | | | | | | |
| 2800, 115 KW | 02/76 → 07/77 | MD-171A | | FF-009 | | |
| | 06/77 → 08/81 | MD-171A | | FF-009 | | TR-057 |
| Comments: TR-057: With automatic gearbox. | | | | | | |
| 2800i, 130 KW | 08/76 → 07/77 | MD-171A | MD-5012 | SP-2005 | | |
| | 08/78 → 08/81 | MD-171A | MD-5012 | SP-2005 | | TR-057 |
| Comments: TR-057: With automatic gearbox. | | | | | | |
| 2800i, 136 KW | 02/76 → 07/77 | MD-171A | MD-5012 | SP-2005 | | |
| | 08/77 → 04/84 | MD-171A | MD-5012 | SP-2005 | | TR-057 |
| Comments: TR-057: With automatic gearbox. | | | | | | |
| | 05/84 → 11/85 | MD-171A | MD-5012 | SP-2005 | | TR-007 |
| Comments: TR-007: Hydraulic transmission 722.300-722.371 | | | | | | |
| 3000 D, 65 KW | 01/76 → 04/84 | MD-217 | MD-286 | SP-943 | | |
| | 05/84 → 07/85 | MD-217 | MD-286 | SP-943 | | TR-007 |
| Comments: TR-007: Hydraulic transmission 722.300-722.371 | | | | | | |
| W124/S124/C124/R124 (84-96) | | | | | | |
| 2000 KAT, 75 KW | 01/86 → 09/93 | SP-933 | MD-5076 | | MS-6195 | |
| 2000, 80 KW | 12/84 → 09/93 | SP-933 | MD-9452 | | MS-6195 | |
| 2000D, 55 KW | 12/84 → 09/93 | MD-249 | MD-9458 | SP-1038 | MS-6195 | |
| 2000i 16V, 100 KW | 09/93 → 01/95 | MD-281 | MD-9284 | SP-2005 | MS-6195 | |
| 2000TD Vorfilter/primary, 53 KW | 09/85 → 09/93 | MD-249 | MD-9458 | FF-015 | | |
| 2200i 16V, 110 KW | 10/92 → 09/95 | MD-281 | MD-9284 | SP-2005 | MS-6195 | |
| | 09/93 → 01/95 | MD-281 | MD-9284 | SP-2005 | MS-6195 | |
| 2500 D, 66KW | 04/85 → 06/93 | MD-249 | MD-9556 | SP-1038 | | |
| 2500 D, 69KW | 01/89 → 06/93 | MD-249 | MD-9286 | FF-015 | | |
| 2500 TD, 93KW | 09/88 → 06/93 | MD-249 | MD-9286 | SP-1038 | | |
| 2500D, 83 KW | 09/93 → 01/95 | MD-249 | MD-9286 | SP-1038 | MS-6195 | |

MERCEDES-BENZ (DC)

W124/S124/C124/R124 (84-96)

| | | | | | | |
|--|---------------|--------|---------|---------|---------|--------|
| 2500TD, 93 KW | 09/93 → 01/95 | MD-249 | MD-9286 | SP-1038 | MS-6195 | |
| 2600i , 122KW | 07/86 → 08/92 | SP-933 | MD-9036 | SP-2008 | | |
| 2600i 4-Matic, 118 KW | 09/86 → 08/92 | SP-933 | MD-9036 | SP-2008 | | |
| 2600I, 118 KW | 09/85 → 06/86 | SP-933 | MD-9036 | SP-2005 | | |
| 2800i 24V, 145 KW | 09/93 → 01/95 | MD-281 | MD-9282 | SP-2008 | MS-6195 | |
| 2800i, 145KW | 10/92 → 06/93 | MD-285 | MD-9282 | SP-2008 | | TR-007 |
| Comments: TR-007: Hydraulic transmission 722.300-722.371 | | | | | | |
| 3000D 24V, 100 KW | 09/93 → 06/96 | MD-249 | MD-9286 | SP-1038 | MS-6195 | |
| 3000D ohne/without AGR Vorfilter, 83 KW | 12/84 → 09/93 | MD-249 | MD-9558 | FF-015 | MS-6195 | |
| 3000D ohne/without AGR, 80 KW | 12/84 → 09/93 | MD-249 | MD-9558 | SP-1038 | MS-6195 | |
| 3000i 24V, 162 KW | 09/89 → 09/93 | MD-281 | | SP-2008 | MS-6195 | |
| 3000i 4 - Matic 24V, 132 KW | 09/93 → 01/95 | SP-933 | MD-9036 | SP-2008 | MS-6195 | |
| 3000i, 140 KW | 06/88 → 09/93 | SP-933 | MD-9036 | SP-2008 | | TR-007 |
| Comments: TR-007: Hydraulic transmission 722.300-722.371 | | | | | | |
| 3000TD 24V, 108 KW | 06/92 → 06/96 | MD-249 | MD-9286 | SP-1038 | MS-6195 | |
| 3000TD Vorfilter/primary, 105 KW | 09/86 → 09/93 | MD-249 | MD-5050 | FF-015 | MS-6195 | TR-007 |
| Comments: Automatic gearbox 722.300-722.371 | | | | | | |
| 3200i 24V, 162 KW | 09/93 → 01/96 | MD-281 | MD-9282 | SP-2008 | MS-6195 | TR-007 |
| Comments: TR-007: Hydraulic transmission 722.300-722.371 | | | | | | |
| 3200i, 162 KW | 09/92 → 06/93 | MD-281 | MD-9282 | SP-2008 | | TR-007 |
| Comments: TR-007: Hydraulic transmission 722.300-722.371 | | | | | | |
| 3600i 24V AMG (E36 AMG), 200 KW | 05/94 → 09/96 | MD-281 | MD-9282 | SP-2008 | MS-6195 | |
| 4000i V8, 205 KW | 04/90 → 05/96 | | MD-9230 | SP-2008 | MS-6195 | |
| 4200i V8, 205 KW | 09/93 → 01/96 | | MD-9230 | SP-2008 | MS-6195 | |
| 5000i V8, 235 KW | 06/93 → 06/95 | | MD-9230 | SP-2003 | MS-6195 | |
| 5000i V8, 240 KW | 03/91 → 09/93 | | MD-9230 | SP-2008 | MS-6195 | |
| 6000 V8 AMG (E60 AMG), 280 KW | 05/94 → 06/95 | | MD-9230 | SP-2005 | MS-6195 | |

W201 - 190 Series (82-93)

| | | | | | | |
|---------------------------------|---------------|--------|---------|---------|--|--|
| 2000 KAT, 75 KW | 01/86 → 06/92 | SP-933 | MD-5076 | SP-2005 | | |
| 1800i, 90 KW | 05/90 → 06/92 | SP-933 | MD-9166 | SP-2005 | | |
| 2000, 66KW | 12/82 → 10/84 | MD-237 | MD-9008 | FF-010 | | |
| 2000, 77 KW | 11/84 → 06/92 | SP-933 | MD-9008 | FF-010 | | |
| 2000D Vorfilter/primary, 55 KW | 09/82 → 06/92 | MD-249 | MD-9458 | FF-014 | | |
| 2000D, 53 KW | 09/82 → 06/92 | MD-249 | MD-9458 | SP-1038 | | |
| 2000i, 85 KW | 10/88 → 06/92 | SP-933 | MD-9166 | SP-2005 | | |
| 2000i, 87 KW | 11/84 → 09/88 | SP-933 | MD-9456 | SP-2005 | | |
| 2000i, 93 KW | 12/82 → 10/84 | MD-237 | MD-9456 | SP-2005 | | |
| 2300i 16V, 130 KW | 09/85 → 09/88 | SP-933 | MD-9166 | SP-2005 | | |
| 2300i 8V, 100 KW | 11/84 → 09/88 | SP-933 | MD-9456 | SP-2005 | | |
| 2300i 8V, 97 KW | 12/82 → 10/84 | MD-237 | MD-9456 | SP-2005 | | |
| 2300i 16V, 136 KW | 07/84 → 06/92 | MD-237 | MD-9070 | SP-2008 | | |
| 2500D mit/with AGR, 66 KW | 07/88 → 06/92 | MD-249 | MD-9286 | SP-1038 | | |
| 2500D ohne/without AGR, 69 KW | 06/84 → 06/92 | MD-249 | MD-9556 | SP-1038 | | |
| 2500i 16V EVO, 173 KW | 05/90 → 08/93 | MD-237 | MD-9226 | SP-2008 | | |
| 2500i 16V, 150 KW | 08/88 → 06/92 | MD-237 | MD-9226 | SP-2008 | | |
| 2500TD KAT, 69 KW | 05/90 → 06/92 | MD-249 | MD-9286 | SP-1038 | | |
| 2500TD Vorfilter/primary, 90 KW | 10/86 → 06/92 | MD-249 | MD-9286 | FF-014 | | |
| 2500TD, 90 KW | 10/86 → 06/92 | MD-249 | MD-9286 | SP-1038 | | |
| 2600i, 122 KW | 09/85 → 06/92 | SP-933 | | SP-2008 | | |

METRO-CAMMELL-WEYMANN

Taxi Cab / Metrocab

| | | | | | | |
|-------------------------------------|---------|--------|---------|--------|--|--|
| 2400 Turbodiesel TOYOTA 2L-T, 66 KW | 01/01 → | SP-993 | MD-5112 | SP-969 | | |
| 2500 Di (Ford 2.5Di), 52 KW | 08/86 → | SP-938 | MD-618 | MD-267 | | |
| | | | MD-9112 | | | |

MINI (BMW GROUP)

Clubman (06-)

| | | | | | | |
|-------------------------|---------------|--------|---------|--------|----------|--|
| 1600 Diesel, 9HZ, 80 KW | 04/07 → 08/10 | MD-509 | MD-8176 | FF-064 | MS-6410 | |
| | | | | | MS-6410C | |

MINI (BMW GROUP)

Clubman (06-)

| | | | | | |
|-------------------------------|---------|--------|--------------------|--------|---------------------|
| 1600 Diesel, N47C16A, 82KW | 09/10 → | | | FF-064 | MS-6410 MS-6410C |
| 1600 S Turbo, N14B16A, 128 KW | 11/06 → | MD-525 | MD-8498 | | MS-6410 MS-6410C |
| 1600 S Turbo, N18B16A, 120 KW | 03/10 → | MD-525 | | | MS-6410 MS-6410C |
| 1600 S Turbo, N18B16A, 135 KW | 03/10 → | MD-525 | | | MS-6410 MS-6410C |
| 1600 S Turbo, N18B16A, 147 KW | 03/10 → | MD-525 | | | MS-6410 MS-6410C |
| 1600 WORKS, N14B16, 155 KW | 05/08 → | MD-525 | | | MS-6410 MS-6410C |
| 1600, N12B16A, 88 KW | 11/06 → | MD-525 | MD-8374 MD-8448 | | MS-6410 MS-6410C |

Comments: MD-8374: For automatic gearbox. MD-8448: For manual gearbox.

| | | | | | |
|----------------------|---------|--------|--------------------|--|---------------------|
| 1600, N16B16A, 90 KW | 03/10 → | MD-525 | MD-8374 MD-8448 | | MS-6410 MS-6410C |
|----------------------|---------|--------|--------------------|--|---------------------|

Comments: MD-8374: For automatic gearbox. MD-8448: For manual gearbox.

| | | | | | |
|---------------------------------|---------|--|--|---------|---------------------|
| 2000 Diesel, N47C20A, 82 KW | 03/11 → | | | SP-1267 | MS-6410 MS-6410C |
| 2000 SD Diesel, N47C20A, 100 KW | 03/11 → | | | SP-1267 | MS-6410 MS-6410C |

Cooper I (01-08)

| | | | | | |
|----------------------------------|---------------|--------|--------------------|--|---------------------|
| 1600 S WORKS GP, W11B16A, 160 KW | 06/06 → 09/06 | MD-503 | | | MS-6296 MS-6296C |
| 1600 S WORKS, W11B16A, 155 KW | 10/04 → 09/08 | MD-503 | MD-5342 | | MS-6296 MS-6296C |
| 1600 S, W11B16A, 120 KW | 05/02 → 06/04 | MD-503 | MD-8216 | | MS-6296 MS-6296C |
| 1600 S, W11B16A, 125 KW | 07/04 → 09/08 | MD-503 | MD-8216 | | MS-6296 MS-6296C |
| 1600 S, W11B16A, 147 KW | 03/03 → 09/04 | MD-503 | MD-5342 | | MS-6296 MS-6296C |
| 1600i, W10B16A, 85 KW | 05/01 → 06/04 | MD-503 | MD-8234 | | MS-6296 MS-6296C |
| | 07/04 → 09/08 | MD-503 | MD-8234 MD-8370 | | MS-6296 MS-6296C |

Comments: MD-8234: Automatic gearbox, MD-8370: Manual gearbox.

Cooper II (06-)

| | | | | | |
|-------------------------------|---------------|--------|--------------------|--------|---------------------|
| 1600 Diesel, 9HZ, 80KW | 04/07 → 08/10 | MD-509 | MD-8176 | FF-064 | MS-6410 MS-6410C |
| 1600 Diesel, N47C16A, 82KW | 09/10 → | | MD-5334/1 | FF-064 | MS-6410 MS-6410C |
| 1600 S Turbo, N14B16A, 128 KW | 11/06 → | MD-525 | MD-8498 | | MS-6410 MS-6410C |
| 1600 S Turbo, N18B16A, 120 KW | 03/10 → | MD-525 | | | MS-6410 MS-6410C |
| 1600 S Turbo, N18B16A, 135 KW | 03/10 → | MD-525 | | | MS-6410 MS-6410C |
| 1600 S Turbo, N18B16A, 147 KW | 03/10 → | MD-525 | | | MS-6410 MS-6410C |
| 1600 WORKS, N14B16, 155 KW | 05/08 → | MD-525 | | | MS-6410 MS-6410C |
| 1600, N12B16A, 88 KW | 11/06 → | MD-525 | MD-8374 MD-8448 | | MS-6410 MS-6410C |

Comments: MD-8374: For automatic gearbox. MD-8448: For manual gearbox.

| | | | | | |
|----------------------|---------|--------|--------------------|--|---------------------|
| 1600, N16B16A, 90 KW | 03/10 → | MD-525 | MD-8374 MD-8448 | | MS-6410 MS-6410C |
|----------------------|---------|--------|--------------------|--|---------------------|

Comments: MD-8374: For automatic gearbox. MD-8448: For manual gearbox.

MINI (BMW GROUP)

Cooper II (06-)

| | | | | | |
|---------------------------------|---------|--|-----------|---------|---------------------|
| 2000 Diesel, N47C20A, 82 KW | 03/11 → | | MD-5334/1 | SP-1267 | MS-6410 MS-6410C |
| 2000 Diesel, N47D20C, 105 KW | 03/11 → | | MD-5334/1 | SP-1267 | MS-6410 MS-6410C |
| 2000 SD Diesel, N47C20A, 100 KW | 03/11 → | | MD-5334/1 | SP-1267 | MS-6410 MS-6410C |
| 2000 SD Diesel, N47C20A, 105 KW | 03/11 → | | MD-5334/1 | SP-1267 | MS-6410 MS-6410C |

Countryman (09-)

| | | | | | |
|-------------------------------|---------|--------|--------------------|--------|---------------------|
| 1400, 72 KW | 06/10 → | MD-525 | MD-8448 | | MS-6410 MS-6410C |
| 1600 Diesel, 66 KW | 09/10 → | MD-509 | | FF-064 | MS-6410 MS-6410C |
| 1600 Diesel, N47C16A, 82KW | 09/10 → | | | FF-064 | MS-6410 MS-6410C |
| 1600 S Turbo ALL 4, 120 KW | 06/10 → | MD-525 | | | MS-6410 MS-6410C |
| 1600 S Turbo, 147 KW | 06/10 → | MD-525 | | | MS-6410 MS-6410C |
| 1600 S Turbo, N18B16A, 135 KW | 03/10 → | MD-525 | | | MS-6410 MS-6410C |
| 1600 SD Diesel ALL 4, 100 KW | 02/11 → | | | FF-064 | MS-6410 MS-6410C |
| 1600 SD Diesel ALL 4, 105 KW | 02/11 → | | | FF-064 | MS-6410 MS-6410C |
| 1600, N16B16A, 90 KW | 03/10 → | MD-525 | MD-8374 MD-8448 | | MS-6410 MS-6410C |

Comments: MD-8374: For automatic gearbox. MD-8448: For manual gearbox.

| | | | | | |
|--|---------|--------|--------------------|--|---------------------|
| | 06/10 → | MD-525 | MD-8374 MD-8448 | | MS-6410 MS-6410C |
|--|---------|--------|--------------------|--|---------------------|

Comments: MD-8374: For automatic gearbox. MD-8448: For manual gearbox.

One I (01-08)

| | | | | | |
|-------------------------|---------------|--------|--------------------|--|---------------------|
| 1400 Diesel, 1ND, 55 KW | 06/03 → 10/05 | SP-994 | MD-8234 | | MS-6296 MS-6296C |
| 1400 Diesel, 1ND, 65 KW | 09/05 → 07/06 | SP-994 | MD-8234 | | MS-6296 MS-6296C |
| 1400, W10B14A, 55 KW | 05/01 → 06/04 | MD-503 | MD-8234 | | MS-6296 MS-6296C |
| | 07/04 → 12/04 | MD-503 | MD-8370 | | MS-6296 MS-6296C |
| 1600, W10B16A, 66 KW | 05/01 → 06/04 | MD-503 | MD-8234 | | MS-6296 MS-6296C |
| | 07/04 → 09/08 | MD-503 | MD-8234 MD-8370 | | MS-6296 MS-6296C |

Comments: MD-8234: Automatic gearbox, MD-8370: Manual gearbox.

One II (07-)

| | | | | | |
|-----------------------------------|---------------|--------|---------|--------|---------------------|
| 1400 (R56), N12B14A, 55 KW | 03/09 → | MD-525 | MD-8448 | | MS-6410 MS-6410C |
| 1400 (R56), N12B14A, 70 KW | 04/07 → | MD-525 | MD-8448 | | MS-6410 MS-6410C |
| 1600 (R56), N12B16A, 55 KW | 03/10 → | MD-525 | MD-8448 | | MS-6410 MS-6410C |
| 1600 (R56), N12B16A, 72 KW | 03/10 → | MD-525 | MD-8448 | | MS-6410 MS-6410C |
| 1600 (R56/R60) Diesel, 9HZ, 66 KW | 08/09 → 08/10 | MD-509 | MD-8176 | FF-064 | MS-6410 MS-6410C |

MINI (BMW GROUP)

One II (07-)

| | | | | | |
|---------------------------------------|---------------|--|-----------|---------|---------------------|
| 1600 (R56/R60) Diesel, N47C16A, 66 KW | 09/10 → 07/12 | | MD-5334/1 | SP-1267 | MS-6410 MS-6410C |
|---------------------------------------|---------------|--|-----------|---------|---------------------|

Comments: SP-1267: Series R56.

| | | | | | |
|--|---------|--|-----------|--|---------------------|
| | 08/12 → | | MD-5334/1 | | MS-6410 MS-6410C |
|--|---------|--|-----------|--|---------------------|

| | | | | | |
|--|---------------|--|-----------|---------|---------------------|
| 2000 (R56/R60) Diesel, N47D20C, 105 KW | 03/11 → 07/12 | | MD-5334/1 | SP-1267 | MS-6410 MS-6410C |
|--|---------------|--|-----------|---------|---------------------|

Comments: SP-1267: Series R56.

| | | | | | |
|--|---------|--|-----------|--|---------------------|
| | 08/12 → | | MD-5334/1 | | MS-6410 MS-6410C |
|--|---------|--|-----------|--|---------------------|

MITSUBISHI

3000 GT

| | | | | | |
|-------------------------|---------------|--------|---------|---------|--|
| 3000i 24V, Z16A, 210 KW | 06/92 → 08/99 | SP-937 | MD-9914 | SP-2050 | |
|-------------------------|---------------|--------|---------|---------|--|

ASX (10-)

| | | | | | |
|-------------------------|---------------|---------|---------|--|---------|
| 1600 MIVEC, 4A92, 85 KW | 04/10 → 01/12 | SP-1001 | MD-8398 | | MS-6376 |
|-------------------------|---------------|---------|---------|--|---------|

| | | | | | |
|-------------------------|---------------|---------|---------|--|---------|
| 1600 MIVEC, 4A92, 86 KW | 06/10 → 01/12 | SP-1001 | MD-8398 | | MS-6376 |
|-------------------------|---------------|---------|---------|--|---------|

| | | | | | |
|-------------------------|---------|---------|---------|--|---------|
| 1800 DI-D, 4N13, 110 KW | 04/10 → | SP-1001 | MD-9938 | | MS-6376 |
|-------------------------|---------|---------|---------|--|---------|

| | | | | | |
|------------------------|---------|---------|---------|--|---------|
| 1800 DI-D, 4N13, 85 KW | 09/10 → | SP-1001 | MD-9938 | | MS-6376 |
|------------------------|---------|---------|---------|--|---------|

| | | | | | |
|--------------------------|---------|---------|---------|--|---------|
| 1800 MIVEC, 4B10, 102 KW | 04/10 → | SP-1001 | MD-8398 | | MS-6376 |
|--------------------------|---------|---------|---------|--|---------|

| | | | | | |
|--------------------------|---------|---------|--|--|---------|
| 2000 MIVEC, 4B11, 108 KW | 04/10 → | SP-1001 | | | MS-6376 |
|--------------------------|---------|---------|--|--|---------|

Carisma (95-06)

| | | | | | |
|-------------|---------------|---------|---------|--|---------|
| 1300, 55 KW | 09/00 → 10/04 | SP-1001 | MD-9304 | | MS-6248 |
|-------------|---------------|---------|---------|--|---------|

| | | | | | |
|-------------------|---------------|--------|---------|---------|---------|
| 1600, 4G92, 70 KW | 12/98 → 06/06 | SP-989 | MD-9304 | SP-2102 | MS-6248 |
|-------------------|---------------|--------|---------|---------|---------|

| | | | | | |
|-------------|---------------|--------|---------|---------|---------|
| 1600, 76 KW | 09/00 → 06/06 | SP-989 | MD-9304 | SP-2102 | MS-6248 |
|-------------|---------------|--------|---------|---------|---------|

| | | | | | |
|---------------|---------------|---------|---------|---------|---------|
| 1600i 66/73KW | 07/94 → 06/06 | SP-1001 | MD-9304 | SP-2102 | MS-6248 |
|---------------|---------------|---------|---------|---------|---------|

| | | | | | |
|---------------------|---------------|---------|---------|---------|---------|
| 1800 GDi 16V, 90 KW | 10/00 → 06/06 | SP-1001 | MD-9304 | SP-2102 | MS-6248 |
|---------------------|---------------|---------|---------|---------|---------|

| | | | | | |
|--------------------|---------------|---------|---------|---------|---------|
| 1800 GDI 16V, 92KW | 09/97 → 12/00 | SP-1001 | MD-9304 | SP-2102 | MS-6248 |
|--------------------|---------------|---------|---------|---------|---------|

| | | | | | |
|----------------|---------------|---------|---------|---------|---------|
| 1800i 85/103KW | 07/95 → 06/06 | SP-1001 | MD-9304 | SP-2102 | MS-6248 |
|----------------|---------------|---------|---------|---------|---------|

| | | | | | |
|---------------------|---------------|---------|---------|--------|---------|
| 1900 DiD F9Q1, 75KW | 09/00 → 06/06 | SP-1039 | MD-9440 | MD-397 | MS-6248 |
|---------------------|---------------|---------|---------|--------|---------|

| | | | | | |
|---------------------|---------------|---------|---------|--------|---------|
| 1900 DiD F9Q2, 85KW | 09/00 → 06/06 | SP-1039 | MD-9440 | MD-397 | MS-6248 |
|---------------------|---------------|---------|---------|--------|---------|

| | | | | | |
|----------------|---------------|--------|---------|---------|---------|
| 1900 TD, 66 KW | 11/96 → 11/00 | SP-989 | MD-9304 | SP-2132 | MS-6248 |
|----------------|---------------|--------|---------|---------|---------|

| | | | | | |
|-------------------------|---------------|--------|---------|--|---------|
| 2000 16V GT EVO, 206 KW | 11/99 → 06/06 | SP-961 | MD-9688 | | MS-6248 |
|-------------------------|---------------|--------|---------|--|---------|

Celeste

| | | | | | |
|----------|---------------|--------|--------|--------|--|
| 1600 A73 | 01/75 → 01/80 | SP-911 | MD-146 | FF-006 | |
|----------|---------------|--------|--------|--------|--|

| | | | | | |
|----------------------|---------------|--------|--------|--------|--|
| 1600 Twin Carburator | 01/75 → 01/80 | SP-911 | MD-170 | FF-006 | |
|----------------------|---------------|--------|--------|--------|--|

| | | | | | |
|----------|---------------|--------|--------|--------|--|
| 2000 A78 | 01/75 → 01/80 | SP-911 | MD-226 | FF-006 | |
|----------|---------------|--------|--------|--------|--|

Colt (04-)

| | | | | | |
|------------------|---------|---------|---------|--|----------|
| 1100, 4A90, 55KW | 10/04 → | SP-1001 | MD-8112 | | MS-6308C |
|------------------|---------|---------|---------|--|----------|

| | | | | | |
|------------------|---------|---------|---------|--|----------|
| 1300, 4A90, 70KW | 06/04 → | SP-1001 | MD-8112 | | MS-6308C |
|------------------|---------|---------|---------|--|----------|

| | | | | | |
|---------------------------------|---------|--------|--|--|----------|
| 1500 CZT Ralliart, 4G15T, 110KW | 04/05 → | SP-911 | | | MS-6308C |
|---------------------------------|---------|--------|--|--|----------|

| | | | | | |
|------------------------|---------------|--------|--|---------|----------|
| 1500 DI-D, OM639, 70KW | 08/04 → 12/08 | SP-937 | | SP-2138 | MS-6308C |
|------------------------|---------------|--------|--|---------|----------|

| | | | | | |
|------------------------|---------------|--------|--|---------|----------|
| 1500 DI-D, OM639, 50KW | 08/04 → 12/08 | SP-937 | | SP-2138 | MS-6308C |
|------------------------|---------------|--------|--|---------|----------|

| | | | | | |
|------------------|---------|---------|---------|---------|----------|
| 1500, 4A91, 80KW | 06/04 → | SP-1001 | MD-8112 | SP-2138 | MS-6308C |
|------------------|---------|---------|---------|---------|----------|

Colt (08-)

| | | | | | |
|-------------|---------|---------|---------|--|--|
| 1100, 55 KW | 09/08 → | SP-1001 | MD-8112 | | |
|-------------|---------|---------|---------|--|--|

| | | | | | |
|-------------|---------|---------|---------|--|--|
| 1300, 70 KW | 09/08 → | SP-1001 | MD-8112 | | |
|-------------|---------|---------|---------|--|--|

| | | | | | |
|-------------------|---------|---------|---------|--|--|
| 1500 (Z30), 80 KW | 09/08 → | SP-1001 | MD-8112 | | |
|-------------------|---------|---------|---------|--|--|

| | | | | | |
|-----------------------|---------|--------|--|--|--|
| 1500 Ralliart, 110 KW | 09/08 → | SP-934 | | | |
|-----------------------|---------|--------|--|--|--|

Colt A15_A

| | | | | | |
|------------------|---------------|--------|--------|--------|--|
| 1200, 4G11, 40KW | 03/78 → 12/82 | SP-911 | MD-268 | FF-006 | |
|------------------|---------------|--------|--------|--------|--|

| | | | | | |
|----------------------------|---------------|--------|--------|--------|--|
| 1400 A15 Turbo, 4G12, 77KW | 08/81 → 12/82 | SP-911 | MD-368 | FF-006 | |
|----------------------------|---------------|--------|--------|--------|--|

| | | | | | |
|----------------------|---------------|--------|--------|--------|--|
| 1400 GLX, 4G121 51KW | 05/79 → 01/84 | SP-911 | MD-268 | FF-006 | |
|----------------------|---------------|--------|--------|--------|--|

Colt C1_A








| | | | | | |
|-------------------|---------------|--------|--------|--------|--|
| 1200 EL, GL, 4G16 | 01/84 → 05/86 | SP-911 | MD-368 | FF-006 | |
|-------------------|---------------|--------|--------|--------|--|








| | | | | | |
|--|---------------|--------|--------|--------|--|
| | 06/86 → 09/88 | SP-911 | MD-368 | FF-008 | |
|--|---------------|--------|--------|--------|--|








| | | | | | |
|-------------|---------------|--------|--------|--------|--|
| 1300, 4G13B | 01/87 → 09/88 | SP-911 | MD-368 | FF-008 | |
|-------------|---------------|--------|--------|--------|--|








| | | | | | |
|----------------------|---------------|--------|--------|--------|--|
| 1500 GLX, 4G15, 55KW | 01/84 → 09/88 | SP-911 | MD-368 | FF-006 | |
|----------------------|---------------|--------|--------|--------|--|








| | | | | | |
|-----------------------|---------------|--------|--------|--------|--|
| 1500i GLX, G15B, 51KW | 06/86 → 09/88 | SP-911 | MD-368 | FF-008 | |
|-----------------------|---------------|--------|--------|--------|--|

|  |  |  OIL |  AIR |  FUEL |  CABIN |  OTHER |
|---|--|--|--|---|--|--|
| mitsubishi | | | | | | |
| Colt C1_A | | | | | | |
| 1600Turbo, ECi, 4G32T, 77KW | 06/86 → 07/88 | SP-911 | MD-9812 | FF-008 | | |
| 1600Turbo, ECi, 4G32T/C, 92KW | 01/84 → 05/86 | SP-911 | MD-9812 | FF-006 | | |
| 1800 Diesel GL, 4D65, 43KW | 01/84 → 05/86 | SP-922 | MD-9816 | SP-970 | | |
| 1800 Diesel GL, 4D65, 44KW | 06/86 → 07/88 | SP-997 | MD-9816 | SP-1003 | | |
| Colt C5_A | | | | | | |
| 1300, 4G13, 51KW | 10/88 → 05/90 | SP-911 | MD-368 | FF-008 | | |
| 1300i 12V 4G13, 55KW | 06/90 → 05/92 | SP-1001 | MD-9912 | FF-008 | | |
| 1500 GLXi, 4G15, 62KW | 10/88 → 05/90 | SP-911 | MD-9862 | SP-2052 | | |
| 1500i 4G15 Kat, 66KW | 06/90 → 01/91 | SP-1001 | MD-9912 | SP-2049 | | |
| 1600 GTi 16V 91KW (C53A) | 06/90 → 05/92 | SP-911 | MD-9862 | SP-2052 | | |
| 1600i GTi 16V | 10/88 → 05/90 | SP-989 | MD-9940 | SP-2051 | | |
| 1800 GTi 16V, 4G67.Kat, 100KW | 06/90 → 05/92 | SP-911 | MD-9862 | SP-2052 | | |
| 1800Diesel GLX, 4D65 | 10/88 → 01/91 | SP-997 | MD-9816 | SP-1003 | | |
| Colt CA_A | | | | | | |
| 1300i 12V, 4G13, 55 KW | 06/92 → 03/96 | SP-989 | MD-9940 | | | |
| 1500i 12V, 4G15, 66KW | 02/92 → 09/96 | SP-911 | MD-9862 | SP-2049 | | |
| 1600i 16V GLXi, 4G92, 83KW | 06/92 → 03/96 | SP-989 | MD-9940 | SP-2051 | | |
| | 02/94 → 04/96 | SP-989 | MD-9940 | | | |
| 1600i, 4G92, 66 KW | 02/94 → 04/96 | SP-989 | MD-9940 | | | |
| 1800i GTi, 4G93, 103KW | 06/92 → 03/96 | SP-989 | MD-9940 | SP-2051 | | |
| Colt CJ_A | | | | | | |
| 1300i, 4G13, 55KW | 03/96 → 09/00 | SP-989 | MD-9688 | SP-2051 | MS-6248 | |
| 1300i, 4G13, 60KW | 10/00 → 07/04 | SP-1001 | MD-9688 | SP-2051 | MS-6248 | |
| 1500, 4G15, 69KW | 11/95 → 09/00 | SP-989 | MD-9912 | FF-006 | MS-6248 | |
| 1600, 4G92, 76KW | 09/00 → | SP-1001 | MD-9688 | SP-2051 | MS-6248 | |
| 1600i, 4G92, 66KW | 03/96 → 09/00 | SP-989 | MD-9688 | SP-2051 | MS-6248 | |
| Cordia | | | | | | |
| 1600 | 03/81 → 01/87 | SP-911 | MD-368 | FF-006 | | |
| 1600T | 07/82 → 01/86 | SP-911 | MD-368 | FF-006 | | |
| 1800 | 09/84 → | SP-911 | MD-9860 | FF-006 | | |
| 1800T | 09/84 → | SP-911 | MD-9812 | SP-2091 | | |
| Eclipse D20 | | | | | | |
| 2000i 107KW | 12/94 → | SP-989 | MD-9862 | | | |
| 2000i 110KW | 04/90 → 11/94 | SP-989 | MD-9862 | | | |
| 2000i Turbo | 07/92 → 06/94 | SP-937 | MD-9862 | SP-2032 | | |
| | 07/94 → | | MD-9942 | | | |
| Galant A120 | | | | | | |
| 1600 A121 | 01/76 → 07/80 | SP-911 | MD-146 | FF-006 | | |
| 2000 A123 | 01/76 → 07/80 | SP-911 | MD-226 | FF-006 | | |
| Galant A160 | | | | | | |
| 1600 A161 | 07/80 → 06/84 | SP-911 | MD-146 | FF-006 | | |
| 2000 A163/A164 | 07/80 → 06/84 | SP-911 | MD-042 | FF-006 | | |
| 2000 Turbo A164 | 08/81 → 06/84 | SP-911 | MD-9812 | FF-006 | | |
| 2300TD A167 | 01/80 → 06/84 | SP-922 | MD-148 | SP-970 | | |
| Galant E10 | | | | | | |
| 1600 E11 | 06/84 → 03/88 | SP-911 | MD-9860 | FF-008 | | |
| 1800TD E14 | 06/84 → 05/86 | SP-922 | MD-9812 | SP-1003 | | |
| | 06/86 → 03/88 | SP-997 | MD-9812 | SP-1003 | | |
| 2000 E15A 85KW | 05/86 → 08/88 | SP-911 | MD-9860 | FF-006 | | |
| 2000 E15 | 06/84 → 03/88 | SP-911 | MD-9860 | FF-008 | | |
| 2000 Turbo E15 | 06/84 → 03/88 | SP-911 | MD-9812 | SP-2031 | | |
| 2400i E16 | 07/84 → 03/88 | SP-911 | MD-9862 | SP-2052 | | |
| 2500i E13/E15/E25 | 06/84 → 12/92 | SP-911 | MD-9914 | | | |
| Galant E30 | | | | | | |
| 1600 E31 | 03/88 → 11/92 | SP-911 | MD-9860 | FF-008 | | |
| 1800 E32 | 03/88 → 12/89 | SP-911 | MD-9860 | FF-008 | | |
| 1800i E32 | 01/91 → 12/92 | SP-911 | MD-9862 | FF-008 | | |

|  |  |  OIL |  AIR |  FUEL |  CABIN |  OTHER |
|---|--|--|--|---|--|--|
| mitsubishi | | | | | | |
| Galant E30 | | | | | | |
| 1800TD E34 | 02/88 → 05/90 | SP-997 | MD-9862 | SP-1003 | | |
| | 06/90 → 12/92 | SP-997 | MD-9944 | SP-1003 | | |
| 2000i E33/E38/E39 | 03/88 → 05/90 | SP-911 | MD-9862 | SP-2032 | | |
| | 06/90 → 12/92 | SP-1001 | MD-9862 | SP-2032 | | |
| 2000i Turbo E38/E39 | 03/88 → 12/92 | | MD-9862 | | | |
| Galant E50 | | | | | | |
| 1800i E52 | 01/92 → 02/97 | SP-911 | MD-9942 | SP-2053 | | |
| 2000i E54 | 01/92 → 02/97 | SP-989 | MD-9942 | SP-2053 | | |
| 2000i E55 | 01/92 → 02/97 | SP-911 | MD-9942 | SP-2053 | | |
| 2000TD E57 | 03/92 → 02/97 | SP-997 | MD-9944 | SP-1003 | | |
| Galant E70 | | | | | | |
| 2000i Turbo E74 | 10/93 → 02/97 | | MD-9942 | | | |
| 2000TD E77 | 03/92 → 02/97 | SP-997 | MD-9944 | SP-1003 | | |
| Galant E80 | | | | | | |
| 2500i E88 | 01/92 → 02/97 | SP-934 | MD-9942 | SP-2053 | | |
| Galant EA0 | | | | | | |
| 2000i 100KW | 03/97 → | SP-989 | MD-9590 | SP-2123 | | |
| 2400, 4G69, 116 KW | 10/03 → | SP-934 | | | | |
| 2500i V6 120KW | 03/97 → | SP-961 | MD-9590 | SP-2123 | | |
| Galopper | | | | | | |
| 2500D 73KW | 08/97 → | | MD-192K MD-7134 | SP-970 | | |
| 3000i V6 104KW | 08/97 → | SP-911 | MD-9862 | | | |
| Grandis (04-) | | | | | | |
| 2000 DiD, 103 KW | 02/07 → | MD-437 | | SP-1319 | MS-6350 | |
| 2000 DiD, BSY, 100 KW | 09/05 → | MD-437 | MD-8290 | SP-1319 | MS-6350 | |
| 2400i 16V, 121 KW | 04/04 → | SP-934 | | | MS-6350 | |
| i (07-) | | | | | | |
| 600, 38 KW | 01/07 → | SP-1355 | | | | |
| 600, 42 KW | 01/07 → | SP-1355 | | | | |
| i-MiEV, 35 KW | 01/10 → | | | | | |
| i-MiEV, 47 KW | 12/09 → | | | | | |
| L100 Minicab | | | | | | |
| 500 | 01/83 → | SP-934 | MD-312 | | | |
| L200 | | | | | | |
| 2000 90KW | 06/96 → | SP-911 | MD-9862 | FF-008 | | |
| 2000D 4G63, Eng: K12T/K22T | 01/87 → 01/94 | SP-911 | MD-042 | FF-008 | | |
| 2300 97KW | 06/96 → | SP-989 | MD-344 | | | |
| 2300D | 01/83 → 05/86 | SP-922 | MD-192K MD-7134 | SP-970 | | |
| 2500 DI-D, 100KW | 05/06 → | SP-997 | MD-8302 | SP-1333 | MS-6350 | |
| 2500 TD (K64T/K74T) | 10/01 → 03/06 | SP-997 | MD-510K | SP-970 | MS-6248 | |
| 2500 TD (K64T/Liberty), 4D56, 98KW | 10/03 → 03/06 | SP-997 | MD-510K | SP-970 | MS-6248 | |
| 2500 TD 4D56, Eng: K24T | 01/89 → 06/96 | SP-997 | MD-510K | SP-970 | | |
| 2500 TD 4D56T, Eng: K34T | 01/89 → 01/97 | SP-997 | MD-510K | SP-970 | | |
| 2500 TD 4D56T, Eng: K74T | 06/96 → 12/01 | SP-997 | MD-510K | SP-970 | | |
| 2500D 4D56, Eng: K14T | 06/86 → 06/96 | SP-997 | MD-538K | SP-970 | | |
| 2500D, 4D56, 55KW | 06/96 → | SP-997 | MD-510K | SP-970 | | |
| L300 | | | | | | |
| 1600 | 01/79 → 10/85 | SP-911 | MD-9810 | FF-006 | | |
| | 11/85 → 04/90 | SP-911 | MD-9864 | FF-008 | | |
| | 05/90 → | SP-989 | MD-9864 | FF-008 | | |
| 1800 | 04/82 → 10/89 | SP-911 | MD-9810 | FF-006 | | |
| 2000 | 01/85 → 10/85 | SP-911 | MD-9810 | FF-006 | | |
| | 11/85 → 05/90 | SP-911 | MD-9864 | FF-008 | | |
| | 06/90 → | SP-989 | MD-9864 | FF-008 | | |

|  |  |  OIL |  AIR |  FUEL |  CABIN |  OTHER |
|---|--|--|--|---|--|--|
| mitsubishi | | | | | | |
| L300 | | | | | | |
| 2300D | 04/82 → 10/85 | SP-922 | MD-192K MD-7134 | SP-970 | | |
| | 11/85 → | SP-997 | MD-192K MD-7134 | SP-970 | | |
| 2400 | 11/85 → 04/90 | SP-911 | MD-9864 | | | |
| | 05/90 → | SP-989 | MD-9864 | | | |
| 2500D 4D56, Eng: P05/P15/L039 | 11/85 → | SP-997 | MD-192K MD-7134 | SP-970 | | |
| 2500D some/teilweise | 11/85 → | | MD-538K | | | |
| 2500TD P25 (4WD) | 10/88 → | SP-997 | MD-192K MD-7134 | SP-970 | | |
| L400 | | | | | | |
| 2000i, 16V, Eng: 4G63 | 01/95 → | SP-961 | MD-9914 | SP-2049 | | |
| 2400i, 16V, Eng: 4G64 | 01/95 → | SP-961 | MD-9914 | SP-2049 | | |
| 2500 Turbo, Eng: 4D56T | 01/96 → | SP-997 | MD-9836 | SP-970 | | |
| | 01/95 → | SP-997 | MD-9836 | SP-970 | | |
| Lancer | | | | | | |
| 1200 A155 | 01/83 → 06/84 | SP-911 | MD-268 | FF-006 | | |
| 1200 A171 | 03/79 → 12/82 | SP-911 | MD-146 | FF-006 | | |
| 1200 A75 | 07/73 → 02/79 | SP-911 | MD-146 | FF-006 | | |
| 1200 C15 | 01/84 → 05/86 | SP-911 | MD-368 | FF-006 | | |
| | 06/86 → 09/88 | SP-911 | MD-368 | FF-008 | | |
| 1300 C11 | 01/84 → 05/86 | SP-911 | MD-368 | FF-006 | | |
| | 06/86 → 09/88 | SP-911 | MD-368 | FF-008 | | |
| 1400 A156 | 01/83 → 06/84 | SP-911 | MD-268 | FF-006 | | |
| 1400 A172 | 03/79 → 12/82 | SP-911 | MD-146 | FF-006 | | |
| 1400 A72 | 01/73 → 02/79 | SP-911 | MD-146 | FF-006 | | |
| 1500 C12 | 01/84 → 05/86 | SP-911 | MD-368 | FF-006 | | |
| 1500i C12 | 06/86 → 09/88 | SP-911 | MD-368 | FF-008 | | |
| 1600 A174 1 Vergaser | 03/79 → 12/82 | SP-911 | MD-146 | FF-006 | | |
| 1600 A174 2 Vergaser | 03/79 → 12/82 | SP-911 | MD-170 | FF-006 | | |
| 1600 A73 1 Vergaser | 01/73 → 02/79 | SP-911 | MD-146 | FF-006 | | |
| 1600 A73 2 Vergaser | 01/73 → 02/79 | SP-911 | MD-170 | FF-006 | | |
| 1600i C13 Turbo | 01/84 → 07/88 | SP-911 | MD-9812 | SP-2052 | | |
| 1800 C14/C37 | 01/86 → 01/91 | SP-911 | MD-9860 | FF-008 | | |
| 1800D C14 | 01/84 → 05/86 | SP-922 | MD-9816 | SP-970 | | |
| | 06/86 → 09/88 | SP-997 | MD-9816 | SP-1003 | | |
| 2000 Turbo A176 | 01/80 → 12/82 | SP-911 | MD-9154 | FF-006 | | |
| Lancer IV (88-92) | | | | | | |
| 1300 C61A 51KW | 09/88 → 07/90 | SP-911 | MD-368 | FF-006 | | |
| 1300i, 4G13, 55KW | 10/88 → 02/92 | SP-911 | MD-9912 | FF-008 | | |
| 1500i, 4G15, 62KW | 08/88 → 12/92 | SP-911 | MD-9862 | SP-2052 | | |
| 1500i, 4G15, 66KW | 06/90 → 12/92 | SP-911 | MD-9912 | SP-2049 | | |
| 1600i C62 | 08/88 → 12/92 | SP-911 | MD-9862 | SP-2052 | | |
| 1800 C68 | 11/89 → 02/92 | SP-911 | MD-9862 | SP-2052 | | |
| 1800D 4D65, 44KW | 10/88 → 12/92 | SP-997 | MD-9816 | SP-1003 | | |
| Lancer V (92-03) | | | | | | |
| 1300i, 4G13, 55KW | 02/92 → 03/96 | SP-911 | MD-9940 | SP-2048 | | |
| 1500MPI (CA3A) | 08/91 → 10/95 | SP-911 | MD-9658 | FF-006 | | |
| 1600i, 4G92, 83KW | 09/93 → 03/96 | SP-911 | MD-9976 | SP-2048 | | |
| | 06/92 → 09/93 | SP-911 | MD-9976 | | | |
| 1800i 16V, 4G93, 103KW | 02/92 → 03/96 | SP-911 | MD-9940 | SP-2048 | | |
| 2000 Diesel, 4D68, 50KW | 02/92 → 03/96 | SP-997 | MD-9944 | SP-1003 | | |
| Lancer VI (95-03) | | | | | | |
| 1300i, 12V, 4G13, 55KW | 03/96 → 09/03 | SP-1001 | MD-9688 | SP-2102 | MS-6248 | |
| 1500 16V, 4G15, 69KW | 12/95 → | SP-911 | MD-9688 | FF-006 | MS-6248 | |
| 1600 16V, 4G92, 66KW | 03/96 → 09/03 | SP-1001 | MD-9688 | FF-006 | MS-6248 | |
| 2000i EVO, 4G63Turbo, 206KW | 01/99 → 09/03 | SP-911 | MD-9688 | SP-2102 | MS-6248 | |
| Lancer VII (03-) | | | | | | |

|  |  |  OIL |  AIR |  FUEL |  CABIN |  OTHER |
|---|--|--|--|---|--|--|
| mitsubishi | | | | | | |
| Lancer VII (03-) | | | | | | |
| 1300 60KW | 09/03 → | SP-1001 | MD-9688 | | MS-6350 | |
| 1600, 4G18, 72KW | 09/03 → | SP-1001 | MD-9688 | | MS-6350 | |
| 2000, 4G63, 99KW | 09/03 → | SP-1001 | MD-9688 | | MS-6350 | |
| Lancer VIII (07-) | | | | | | |
| 1500, 80 KW | 08/09 → | SP-1001 | MD-8398 | | MS-6376 | |
| 1600, 86 KW | 05/10 → 01/12 | SP-1001 | MD-8398 | | MS-6376 | |
| 1800 DI-D, 110 KW | 04/10 → | SP-1001 | | | MS-6376 | |
| 1800 DI-D, 85 KW | 09/10 → | SP-1001 | | | MS-6376 | |
| 1800, 105 KW | 04/08 → | SP-1001 | | | MS-6376 | |
| 2000 16V Evolution, 217 KW | 08/08 → | SP-934 | MD-8398 | | MS-6376 | |
| 2000 16V Ralliart, 177 KW | 06/09 → | SP-934 | MD-8398 | | MS-6376 | |
| 2000 16V, 4B11, 108 KW | 01/09 → | SP-1001 | | | MS-6376 | |
| 2000 DI-D, 103 KW | 10/07 → | MD-437 | | SP-1319 | MS-6376 | |
| Miicab Bravo | | | | | | |
| 1300 2WD,Mod:U44V,Eng:4A30 | 01/94 → 01/99 | SP-1002 | MD-9616 | | | |
| Minica | | | | | | |
| 1300 Mod:H31A,A/T-M/T,Eng:4A30 | 09/97 → 10/98 | SP-1002 | MD-9616 | | | |
| Minicab | | | | | | |
| 1300 4WD,Mod:U42 A/T-M/T,Eng:3G83 | 12/90 → 06/97 | SP-1002 | MD-9616 | | | |
| Mirage | | | | | | |
| 1300 ECI | 01/95 → 01/98 | | MD-9688 | | | |
| 1500 ECI | 01/95 → 01/98 | | MD-9688 | | | |
| Outlander I (03-07) | | | | | | |
| 2000 16V Turbo, 148 KW | 09/04 → 01/07 | SP-911 | MD-9688 | | MS-6350 | |
| 2000 16V, 100 KW | 04/03 → 02/07 | SP-911 | MD-9688 | | MS-6350 | |
| 2400 16V, 118 KW | 11/03 → 01/07 | SP-911 | MD-9688 | | MS-6350 | |
| Outlander II (06-) | | | | | | |
| 2000 DI-D, 103 KW | 03/07 → | MD-437 | MD-8398 | SP-1319 | MS-6376 | |
| 2000 MIVEC 4B11, 108 KW | 01/10 → | SP-1001 | MD-8398 | | MS-6376 | |
| 2200 DI-D, 130 KW | 09/10 → | MD-525 | | | MS-6376 | |
| 2200 DI-D, DW12BTED4, 115 KW | 11/07 → | MD-525 | MD-8398 | | MS-6376 | |
| 2400 16V MIVEC, 125 KW | 11/07 → | SP-1001 | MD-8398 | SP-2135 | MS-6376 | |
| 3000 MIVEC, 162 KW | 11/06 → | SP-1001 | MD-8398 | | MS-6376 | |
| Outlander III (12-) | | | | | | |
| 2000 MIVEC, 4B11, 108 KW | 07/12 → | SP-1001 | | | MS-6376 | |
| 2200 DI-D, 4N14, 130 KW | 07/12 → | MD-525 | | | MS-6376 | |
| Pajero I | | | | | | |
| 2300TD 4D55 | 01/83 → 05/86 | SP-922 | MD-148 | SP-970 | | |
| 2500TD 4D56 | 06/86 → 03/89 | SP-997 | MD-148 | SP-970 | | |
| | 06/86 → 03/89 | SP-997 | MD-192K MD-7134 | SP-970 | | |
| 2500TDI | 04/89 → 02/91 | SP-997 | MD-148 | SP-970 | | |
| 2500TDI some/teilweise | 04/88 → 04/90 | SP-997 | MD-510K | SP-970 | | |
| 2600 4G54 | 01/83 → 05/86 | SP-911 | MD-9814 | FF-006 | | |
| | 06/86 → 02/91 | SP-911 | | FF-006 | | |
| 3000i 6G72 | 11/88 → 02/91 | SP-911 | MD-9862 | SP-2054 | | |
| Pajero II | | | | | | |
| 2400i V20, 82KW | 04/91 → 04/00 | SP-989 | MD-9914 | SP-2087 | | |
| 2500TD V20/V40 73KW | 09/97 → | SP-997 | MD-148 | SP-970 | | |
| 2500TDI 4D56, V24/V44 | 05/91 → 08/97 | SP-997 | MD-148 | SP-970 | | |
| Comments: Oval air filter | | | | | | |
| 2800TD V20 92KW | 05/91 → 09/94 | SP-984 | MD-148 | SP-970 | | |
| 2800TD V20/V40 92KW | 09/97 → | SP-984 | MD-148 | SP-970 | | |
| 2800TD V26/V44/V46 | 10/93 → 08/97 | SP-984 | MD-510K | SP-970 | | |
| 3000i 6G72, V20 110KW | 01/91 → 09/93 | SP-937 | MD-9914 | SP-2054 | | |
| Comments: Panel air filter | | | | | | |
| 3000i V43W, V20 130/133KW | 05/91 → 10/97 | SP-937 | MD-9976 | SP-2049 | | |
| 3500i 6G74, V25/V45 143KW | 05/91 → | SP-937 | MD-9976 | SP-2049 | | |
| Pajero III | | | | | | |

|  |  |  OIL |  AIR |  FUEL |  CABIN |  OTHER |
|---|--|--|--|---|--|--|
| MITSUBISHI | | | | | | |
| Pajero III | | | | | | |
| 1800 GDI (V4_W) 96 KW | 11/99 → | SP-911 | MD-9688 | FF-051 | | |
| 2000 GDI | 10/00 → | SP-911 | MD-9688 | FF-050 | | |
| 2500 TD | 01/00 → | SP-997 | MD-510K | SP-970 | | |
| 3000i V6 133KW | 11/99 → | SP-937 | MD-9914 | FF-052 | | |
| 3200 4M41-T (2WD) | 09/99 → 08/00 | SP-984 | MD-9690 | SP-1133 | MS-6265 | |
| 3200 Di 4M41-T (4WD) | 08/00 → | SP-984 | MD-9690 | SP-1133 | MS-6265 | |
| 3200 DOHC GDI 4M51T | 01/99 → | SP-984 | MD-9690 | SP-1133 | MS-6265 | |
| Pajero IV (07-) | | | | | | |
| 3000 V6, 6G72, 131 KW | 03/07 → | SP-934 | MD-9690 | | MS-6265 | |
| 3200 DI-D, 4M41, 118 KW | 03/07 → | SP-984 | MD-9690 | SP-969 | MS-6265 | |
| 3200 DI-D, 4M41, 125KW | 03/07 → | SP-984 | MD-9690 | SP-969 | MS-6265 | |
| 3200 DI-D, 4M41, 147 KW | 03/10 → | SP-984 | MD-9690 | SP-969 | MS-6265 | |
| 3800 V6, 6G75, 184 KW | 03/07 → | SP-934 | MD-9690 | | MS-6265 | |
| Pajero Jr | | | | | | |
| 1100 4WD Mod:H57A Eng:4A31 | 09/97 → 06/98 | SP-1002 | MD-9616 | | | |
| 1100 4WD,Mod:H57A,Eng:4A31 | 10/97 → 06/98 | SP-1002 | MD-9616 | | | |
| Pajero Mini | | | | | | |
| 660 2WD Mod:H51A,Eng:4A30-T | 09/97 → 10/98 | SP-1002 | MD-9616 | | | |
| 660 2WD Mod:H53A,Eng:4A30 | 10/98 → | SP-1002 | MD-9616 | | | |
| 660 4WD,Mod:H56A(Duke),Eng:4A30 | 12/97 → 10/98 | SP-1002 | MD-9616 | | | |
| 660 4WD,Mod:H58A,Eng:4A30-T | 10/98 → | SP-1002 | MD-9616 | | | |
| Pajero Pinin | | | | | | |
| 1800 GDi | 10/99 → | SP-1001 | MD-9942 | | MS-6360 | |
| 1800i | 11/01 → | SP-1001 | MD-9690 | | MS-6360 | |
| 2000 GDi | 10/00 → | SP-1001 | MD-9942 | | MS-6360 | |
| Pajero Sport I (98-08) | | | | | | |
| 2500 TDSport, 4D56T, 73 KW | 11/99 → 12/08 | SP-997 | MD-510K | SP-970 | MS-6248 | |
| 2500 TDSport, 4D56T, 85 KW | 06/02 → 12/08 | SP-997 | MD-510K | SP-970 | MS-6248 | |
| 2500 TDSport, 4D56T, 98 KW | 08/03 → 12/08 | SP-997 | MD-510K | SP-970 | MS-6248 | |
| 3000 V6 24V Sport, 6G72, 125 KW | 11/99 → 12/08 | SP-934 | MD-9914 | SP-2049 | MS-6248 | |
| 3000 V6 24V Sport, 6G72, 130 KW | 11/98 → 11/08 | SP-934 | MD-9914 | SP-2049 | MS-6248 | |
| Pajero Sport II (08-) | | | | | | |
| 2500 DI-D, 4D45, 131 KW | 09/08 → 05/10 | SP-997 | | SP-969 | MS-6350 | |
| | 06/10 → | SP-997 | | SP-969 | MS-6350 | |
| 2500 DI-D, 4D45, 98 KW | 09/08 → 05/10 | SP-997 | | SP-969 | MS-6350 | |
| | 06/10 → | SP-997 | | SP-969 | MS-6350 | |
| 3000, 6B31, 162 KW | 09/08 → | SP-1001 | | | MS-6350 | |
| 3200 DI-D, 4M41, 118 KW | 09/08 → | SP-984 | | SP-969 | MS-6350 | |
| 3500 V6, 6G74, 153 KW | 09/08 → | SP-934 | | | MS-6350 | |
| Santamo | | | | | | |
| 2000i 102KW | 04/98 → | SP-911 | MD-9862 | | | |
| Sapporo | | | | | | |
| 1600 A121/A161 | 01/76 → 12/84 | SP-911 | MD-146 | FF-006 | | |
| 2000 GSL A123 | 01/76 → 07/80 | SP-911 | MD-226 | FF-006 | | |
| 2000 GSL A164 | 07/80 → 12/82 | SP-911 | MD-042 | FF-006 | | |
| 2000 GSR A123/A164 | 01/76 → 12/84 | SP-911 | MD-174 | FF-006 | | |
| 2000T | 08/81 → 01/85 | SP-911 | MD-9812 | FF-006 | | |
| Sigma | | | | | | |
| 3000i F07/F17/F27 | 01/91 → 08/96 | SP-934 | MD-9914 | SP-2030 | | |
| Space Gear | | | | | | |
| 2000i 83/85KW | 02/95 → | SP-989 | MD-9914 | SP-2124 | | |
| 2400i 97KW | 02/95 → | SP-989 | MD-9914 | SP-2124 | | |
| Space Runner (91-) | | | | | | |
| 1800i N11/N21 90 KW | 06/90 → 08/99 | SP-989 | MD-9942 | SP-2049 | MS-6341 | |
| 1800i, 85 KW | 06/96 → 08/98 | SP-989 | MD-9942 | SP-2049 | MS-6341 | |
| 2000 16V, 4G63, 98 KW | 06/97 → 08/99 | SP-934 | MD-9942 | SP-2049 | MS-6341 | |
| 2000i N6, 100 KW | 09/98 → | SP-961 | MD-9590 | SP-2049 | MS-6341 | |
| 2000TD, N28, 60 KW | 10/92 → 08/99 | SP-997 | MD-9944 | SP-1003 | MS-6341 | |

MITSUBISHI

Space Runner (91-)

| | | | | | | |
|------------------|---------|--------|---------|--|---------|--|
| 2400i N6, 110 KW | 09/98 → | SP-961 | MD-9590 | | MS-6341 | |
|------------------|---------|--------|---------|--|---------|--|

Space Star

| | | | | | | |
|-------------------|---------|---------|---------|---------|---------|--|
| 1300 16V 60KW | 09/00 → | | MD-9304 | | | |
| 1300i 61KW | 12/97 → | SP-989 | MD-9304 | | | |
| 1300i 63KW | 02/99 → | SP-989 | MD-9304 | | MS-6248 | |
| 1600 16V 72KW | 04/01 → | SP-989 | | | | |
| 1800 GDi 16V 82KW | 09/02 → | SP-989 | MD-9304 | | | |
| 1800i 90KW | 02/99 → | SP-989 | MD-9304 | SP-2049 | MS-6248 | |
| 1900 DI-D 75KW | 02/01 → | SP-1039 | MD-9440 | MD-397 | | |
| 1900 DI-D 85KW | 09/02 → | SP-1039 | MD-9440 | MD-397 | | |

Space Wagon I

| | | | | | | |
|---------------|---------------|---------|---------|---------|--|--|
| 1800 DO5 | 01/84 → 07/90 | SP-911 | MD-9860 | FF-006 | | |
| 1800TD DO9 | 06/84 → 12/86 | SP-922 | MD-9812 | SP-1003 | | |
| | 12/86 → 04/90 | SP-997 | MD-9812 | SP-1003 | | |
| 2000 DO4 | 03/84 → 08/88 | SP-911 | MD-9860 | FF-008 | | |
| 2000 DO8 4WD | 03/84 → 08/88 | SP-911 | MD-9860 | FF-008 | | |
| 2000i DO4/DO8 | 09/88 → 04/90 | SP-2163 | MD-9862 | SP-2032 | | |

Space Wagon II

| | | | | | | |
|--------------------|---------------|--------|---------|---------|--|--|
| 1800i N31/N41 90KW | 08/90 → 01/99 | SP-989 | MD-9942 | SP-2049 | | |
| 1800TD N35 | 08/90 → 12/93 | SP-997 | MD-9944 | SP-1003 | | |
| 2000i DO4/DO8 | 05/90 → 05/92 | SP-937 | MD-9862 | SP-2032 | | |
| 2000i N33/N43 | 06/92 → 01/98 | SP-989 | MD-9942 | SP-2049 | | |
| 2000TD N38 | 08/90 → 01/99 | SP-997 | MD-9944 | SP-1003 | | |

Space Wagon III

| | | | | | | |
|-------------------|---------------|--------|---------|--|--|--|
| 2000 GDI, 98KW | 04/02 → | SP-961 | MD-9590 | | | |
| 2400GDI N80 108KW | 10/00 → | SP-961 | MD-9590 | | | |
| 2400GDI N80 110KW | 10/98 → 12/00 | SP-961 | MD-9590 | | | |

Starion

| | | | | | | |
|----------------|---------------|--------|---------|---------|--|--|
| 2000Turbo A183 | 01/82 → 01/89 | SP-911 | MD-9812 | SP-2045 | | |
| 2600Turbo A187 | 01/85 → 01/89 | SP-911 | MD-9812 | SP-2045 | | |

Towny

| | | | | | | |
|---------------------|---------------|--------|--|--|--|--|
| 850 H13A 2 Cylinder | 01/84 → 01/87 | SP-934 | | | | |
| 850 H16A 3 Cylinder | 01/87 → 01/89 | SP-934 | | | | |

Tredia

| | | | | | | |
|--------------------|---------------|--------|---------|---------|--|--|
| 1400 A211 | 05/82 → 08/84 | SP-911 | MD-368 | FF-006 | | |
| 1600/1600T A212 | 05/82 → 08/84 | SP-911 | MD-368 | FF-006 | | |
| 1800/1800 4WD A215 | 09/84 → | SP-911 | MD-9860 | FF-006 | | |
| 1800T A213 | 09/84 → | SP-911 | MD-9812 | SP-2053 | | |

MORGAN

4/4 Serie (68-)

| | | | | | | |
|------------------|---------------|---------|--------|--|--|--|
| 1600 66KW | 01/67 → 09/81 | SP-1072 | MD-018 | | | |
| 1600 71KW | 09/81 → 12/85 | SP-1072 | MD-640 | | | |
| 1600i 77KW | 08/90 → | SP-1072 | | | | |
| 1600i 81KW | 01/85 → 08/90 | SP-1072 | | | | |
| 1600i 92KW Zetec | 01/92 → | SP-1244 | | | | |

Aero 8 (00-)

| | | | | | | |
|-------------------------------------|---------------|--------|--|--|--|--|
| 4400 BMW N62 B44 238Kw | 03/04 → | MD-505 | | | | |
| 4400 BMW M62 B44 210KW | 10/00 → 04/04 | MD-347 | | | | |
| 4800 Supersports BMW N62 B48B 270Kw | 03/00 → | | | | | |

Plus 4 (85-00)

| | | | | | | |
|-----------------|---------------|---------|--------|---------|--|--|
| FIAT 90KW | 01/85 → 08/88 | SP-824 | MD-024 | SP-2003 | | |
| FORD 96KW | 01/92 → 05/00 | SP-1244 | | SP-2003 | | |
| Rover M16 103KW | 08/88 → 08/92 | SP-909 | MD-304 | SP-2003 | | |
| Rover T16 99KW | 08/92 → 05/00 | SP-909 | | SP-2003 | | |

Plus 8 (68-)

| | | | | | | |
|---------------|---------------|--------|--------|--|--|--|
| 3500 V8 115KW | 01/67 → 09/76 | SP-896 | MD-006 | | | |
| | 10/76 → 12/85 | SP-866 | | | | |

MORGAN

Plus 8 (68-)

| | | | | | | |
|----------------|---------------|--------|--|---------|--|--|
| 3500i V8 142KW | 01/84 → 08/89 | SP-866 | | SP-2003 | | |
| 3900i V8 138KW | 08/89 → | SP-838 | | SP-2003 | | |
| 4600i V8 164KW | 01/96 → | SP-838 | | SP-2003 | | |

Roadster (04-)

| | | | | | | |
|-------------------------------|---------|---------|--|--|--|--|
| 1600 Ford, 82 KW | 04/04 → | SP-1073 | | | | |
| 2000 Ford, 106 KW | 04/04 → | SP-1296 | | | | |
| 3000 V6, Ford Duratec, 165 KW | 04/04 → | SP-1244 | | | | |

NISSAN

100NX

| | | | | | | |
|---------------|---------------|---------|---------|---------|--|--|
| 1600 N14 | 10/90 → 07/92 | SP-929 | MD-9882 | FF-027 | | |
| 1600i B13/N14 | 10/89 → | SP-929 | MD-9962 | SP-2041 | | |
| 2000i B13 | 10/89 → | SP-1004 | MD-9640 | SP-2041 | | |

200SX

| | | | | | | |
|------------------------|---------------|---------|---------|---------|--|--|
| 1800i S13 124KW Turbo | 08/88 → 07/94 | SP-929 | MD-9640 | SP-2041 | | |
| 2000 | 01/77 → | | MD-9550 | | | |
| 2000i S14 Turbo 147 KW | 09/93 → | SP-1079 | MD-9962 | SP-2041 | | |

280ZX

| | | | | | | |
|------------|---------------|--------|---------|---------|--|--|
| 2800i S130 | 09/81 → 01/84 | SP-936 | MD-9838 | SP-2055 | | |
|------------|---------------|--------|---------|---------|--|--|

280ZXT

| | | | | | | |
|------------------|---------------|--------|---------|---------|--|--|
| 2800i S130 Turbo | 09/81 → 12/84 | SP-936 | MD-9838 | SP-2055 | | |
|------------------|---------------|--------|---------|---------|--|--|

300ZX

| | | | | | | |
|-----------|---------|--------|---------|---------|--|--|
| 3000i Z31 | 01/84 → | SP-929 | MD-9642 | SP-2041 | | |
|-----------|---------|--------|---------|---------|--|--|

300ZXT

| | | | | | | |
|-----------------------|---------------|--------|---------|---------|--|--|
| 3000i Z31 Turbo | 01/84 → 07/90 | SP-929 | MD-9642 | SP-2041 | | |
| 3000i Z32 Turbo 208KW | 08/89 → | SP-929 | MD-9182 | SP-2041 | | |

350 Z (03-)

| | | | | | | |
|-------------------------|---------|---------|---------|--|--|--|
| 3500 V6, VQ35DE, 206 KW | 10/03 → | SP-1002 | MD-9640 | | | |
| 3500 V6, VQ35DE, 222 KW | 05/05 → | SP-1002 | MD-9640 | | | |
| 3500 V6, VQ35DE, 230 KW | 09/05 → | SP-1002 | MD-9640 | | | |

370 Z (09-)

| | | | | | | |
|-----------------|---------|---------|--|--|--|--|
| 3700 V6, 243 KW | 06/09 → | SP-1002 | | | | |
|-----------------|---------|---------|--|--|--|--|

Almera Classic (06-)

| | | | | | | |
|-------------|---------|--|---------|--|---------|--|
| 1600, 79 KW | 03/06 → | | MD-9640 | | MS-6185 | |
|-------------|---------|--|---------|--|---------|--|

Almera N15

| | | | | | | |
|-----------------|---------------|---------|---------|---------|---------|--|
| 1400i 55KW | 06/96 → 05/00 | SP-929 | MD-9962 | SP-2041 | MS-6157 | |
| 1400i 64KW | 06/96 → 05/00 | SP-929 | MD-9962 | SP-2041 | MS-6157 | |
| 1600i 66/73KW | 06/96 → 05/00 | SP-929 | MD-9962 | SP-2041 | MS-6157 | |
| 2000D 55KW | 06/96 → 05/00 | SP-996 | MD-9640 | SP-971 | MS-6157 | |
| 2000i GTI 105KW | 07/96 → 05/00 | SP-1002 | MD-9640 | SP-2041 | MS-6157 | |

Almera N16 (00-)








| | | | | | | |
|----------------------|---------|---------|---------|------------------|---------|--|
| 1500 dCi, K9K, 60 KW | 12/02 → | SP-1039 | MD-9778 | FF-060 FF-057 | MS-6185 | |
|----------------------|---------|---------|---------|------------------|---------|--|








Comments: FF-057 use with water sensor connection

| | | | | | | |
|------------------------|---------------|---------|---------|---------|---------|--|
| 1500, QG15DE, 72 KW | 10/02 → | SP-1002 | MD-9640 | | MS-6185 | |
| 1500i, QG15DE, 66 KW | 03/00 → 12/02 | SP-1002 | MD-9640 | SP-2041 | MS-6185 | |
| 1800, QG18DE, 85 KW | 10/02 → | SP-1002 | MD-9640 | | MS-6185 | |
| 1800i, QG18DE, 84 KW | 03/00 → | SP-1002 | MD-9640 | SP-2041 | MS-6185 | |
| 2000i, SR20DE, 100 KW | 03/00 → | SP-1079 | MD-9640 | | MS-6185 | |
| 2200Di, YD22, 100 KW | 03/03 → | SP-936 | MD-9640 | SP-971 | MS-6185 | |
| 2200Di, YD22, 81 KW | 06/01 → | MD-401 | MD-9640 | SP-1233 | MS-6185 | |
| 2200Di, YD22DDT, 82 KW | 03/03 → | MD-401 | MD-9640 | SP-971 | MS-6185 | |

Almera Tino (00-)

| | | | | | | |
|---------------------------|---------------|---------|---------|---------|---------|--|
| 1800, QG18DE, 85 KW | 01/03 → | SP-1002 | MD-9640 | | MS-6185 | |
| 1800i, QG18DE, 84 KW | 07/00 → | SP-1079 | MD-9640 | SP-2041 | MS-6185 | |
| 2000i, SR20DE, 100/101 KW | 07/00 → | SP-1079 | MD-9640 | SP-2041 | MS-6185 | |
| 2200Di 81KW | 04/03 → | SP-936 | MD-9640 | SP-971 | MS-6185 | |
| | 03/00 → 03/03 | MD-401 | MD-9640 | SP-971 | MS-6185 | |

|  |  |  OIL |  AIR |  FUEL |  CABIN |  OTHER |
|---|--|--|--|---|--|--|
| NISSAN | | | | | | |
| Almera Tino (00-) | | | | | | |
| 2200Di, YD22, 84 KW | 07/00 → 03/03 | MD-401 | MD-9640 | SP-971 | MS-6185 | |
| | 04/03 → | SP-936 | MD-9640 | SP-971 | MS-6185 | |
| Altima (06-) | | | | | | |
| 2500 QR25DE, 130 KW | 01/06 → | SP-1002 | | | | |
| 3500 V6, VQ35DE, 201 KW | 01/06 → | SP-1002 | MD-9640 | | | |
| Atlas | | | | | | |
| 2500 TD25, 2WD | 06/95 → 06/96 | SP-901 | | SP-971 | | |
| 2700 TD27, 2WD | 06/96 → | SP-901 | | SP-971 | | |
| 3100 4JG2, 2WD | 06/96 → | SP-1009 | MD-7506 | SP-970 | | |
| 4300 4HF1, 2WD | 06/95 → | SP-1068 | MD-7504 | SP-902 | | |
| | 05/00 → | SP-1068 | MD-7506 | | | |
| 4600 4HG1, 2WD | 06/95 → | SP-1068 | MD-7504 | SP-902 | | |
| 4600 4HG1, 4WD | 05/99 → | | MD-7504 | | | |
| 5000 4HJ1 2WD | 05/97 → | SP-1069 | MD-7504 | SP-902 | | |
| 5000 4HJ1, 2WD | 01/00 → | SP-1068 | MD-7504 | | | |
| Bluebird | | | | | | |
| 1600 910 L16 | 03/79 → 11/82 | SP-936 | MD-102 | FF-001 | | |
| 1600 T12 CA16 | 12/85 → 09/88 | SP-929 | MD-288 | SP-2056 | | |
| 1600 T72 CA16 | 09/88 → 12/89 | SP-929 | MD-288 | SP-2056 | | |
| 1600 U11 | 04/84 → 12/85 | SP-929 | MD-288 | SP-2056 | | |
| 1800 910 L18 | 03/79 → 12/82 | SP-936 | MD-102 | FF-001 | | |
| | 12/82 → 12/85 | SP-929 | MD-288 | SP-2056 | | |
| 1800i T12 16V | 09/80 → 12/89 | SP-929 | MD-9642 | SP-2055 | | |
| 1800i T12 Turbo | 12/85 → 09/88 | SP-929 | MD-9642 | SP-2041 | | |
| 1800i T72 Turbo | 09/88 → 12/89 | SP-929 | MD-9642 | SP-2041 | | |
| 2000 T12 75KW | 12/85 → 09/88 | SP-929 | MD-288 | SP-2056 | | |
| 2000 T72 75KW | 09/88 → 12/89 | SP-929 | MD-288 | SP-2056 | | |
| 2000D 910 44KW/48KW | 03/79 → 12/82 | SP-901 | MD-9640 | SP-2014 | | |
| 2000D T12 49KW | 12/85 → 09/88 | SP-936 | MD-9642 | SP-971 | | |
| 2000D T72 49KW | 09/88 → 12/89 | SP-936 | MD-9642 | SP-971 | | |
| 2000D U11 44KW | 12/82 → 12/85 | SP-936 | MD-9642 | SP-971 | | |
| 2000i 910 | 04/82 → 12/82 | SP-936 | MD-9640 | SP-2041 | | |
| 2000i T12 77KW | 12/85 → 09/88 | SP-929 | MD-9642 | SP-2041 | | |
| 2000i T72 77KW | 09/88 → 12/89 | SP-929 | MD-9642 | SP-2041 | | |
| 2000i U11 | 12/82 → 12/85 | SP-929 | MD-288 | SP-2056 | | |
| 2000TD U11 55KW | 04/84 → 12/85 | SP-936 | MD-9642 | SP-971 | | |
| Cabstar I | | | | | | |
| 1600 F22 62KW | 10/86 → 09/93 | SP-929 | MD-100 | FF-001 | | |
| 2000 F22 | 06/84 → 07/86 | SP-929 | MD-288 | SP-2058 | | |
| | 08/85 → 09/93 | SP-929 | MD-288 | SP-2056 | | |
| 2300D F22 | 09/85 → 01/89 | SP-842 | MD-192K MD-7134 | SP-971 | | |
| 2300D F22 | 10/85 → 09/93 | SP-901 | MD-236 | SP-971 | | |
| 2500D F22 | 06/84 → 09/85 | SP-842 | MD-236 | SP-2014 | | |
| | 02/89 → 11/90 | SP-901 | MD-192K MD-7134 | SP-971 | | |
| 2500Diesel F23, 53KW | 01/92 → 06/00 | SP-901 | | SP-971 | | |
| 2700Diesel F22, 66KW | 10/86 → 05/00 | | | SP-971 | | |
| 3300D H40, 71KW | 01/85 → 05/00 | | | SP-971 | | |
| Cabstar II E (99-06) | | | | | | |
| 110.35 BD30Ti, 81 KW | 06/01 → 10/06 | SP-901 | MD-7500 | SP-1233 | | |
| 110.35, BD30Ti, 81 KW | 03/99 → 05/01 | SP-901 | MD-7500 | SP-971 | | |
| 110.45, BD30Ti, 81 KW | 03/99 → 05/01 | SP-901 | MD-7500 | SP-971 | | |
| | 06/01 → 10/06 | SP-901 | MD-7500 | SP-1233 | | |
| 120.35 BD30Ti, 88 KW | 03/99 → 05/01 | SP-901 | MD-7500 | SP-971 | | |
| 120.35, BD30Ti, 88 KW | 06/01 → 10/06 | SP-901 | MD-7500 | SP-1233 | | |
| 120.44, BD30Ti, 88 KW | 03/99 → 05/01 | SP-901 | MD-7500 | SP-971 | | |
| | 06/01 → 10/06 | SP-901 | MD-7500 | SP-1233 | | |

|  |  |  OIL |  AIR |  FUEL |  CABIN |  OTHER |
|---|--|--|--|---|--|--|
| NISSAN | | | | | | |
| Cabstar II E (99-06) | | | | | | |
| 120.45, BD30Ti, 88 KW | 03/99 → 05/01 | SP-901 | MD-7500 | SP-971 | | |
| | 06/01 → 10/06 | SP-901 | MD-7500 | SP-1233 | | |
| 75.28, LD23EGR, 55 KW | 03/99 → 05/01 | SP-901 | MD-7500 | SP-971 | | |
| | 06/01 → 10/06 | SP-901 | MD-7500 | SP-1233 | | |
| 90.32, TD27EGR, 66 KW | 03/99 → 05/01 | SP-901 | MD-7500 | SP-971 | | |
| | 06/01 → 10/06 | SP-901 | MD-7500 | SP-1233 | | |
| 95.28, TD27EGR, 70 KW | 03/99 → 05/01 | SP-901 | MD-7500 | SP-971 | | |
| | 06/01 → 10/06 | SP-901 | MD-7500 | SP-1233 | | |
| 95.32, TD27EGR, 67 KW | 03/99 → 05/01 | SP-901 | MD-7500 | SP-971 | | |
| | 06/01 → 10/06 | SP-901 | MD-7500 | SP-1233 | | |
| 95.32, TD27EGR, 70 KW | 03/99 → 05/01 | SP-901 | MD-7500 | SP-971 | | |
| | 06/01 → 10/06 | SP-901 | MD-7500 | SP-1233 | | |
| TL28.10, BD30TEGR, 77 KW | 01/04 → 10/06 | SP-901 | MD-7500 | SP-1233 | | |
| TL32.10, BD30TEGR, 77 KW | 01/04 → 10/06 | SP-901 | MD-7500 | SP-1233 | | |
| TL35.10, BD30TEGR, 77 KW | 01/04 → 10/06 | SP-901 | MD-7500 | SP-1233 | | |
| TL35.13, BD30Ti, 92 KW | 01/04 → 10/06 | SP-901 | MD-7500 | SP-1233 | | |
| TL45.13, BD30Ti, 92 KW | 01/04 → 10/06 | SP-901 | MD-7500 | SP-1233 | | |
| Cabstar III (06-) | | | | | | |
| 2500 dCi (28.11), YD25, 81 KW | 10/06 → | SP-936 | MD-5280 | SP-1336 | | |
| 2500 dCi (28.12), YD25K3 LD5, 90 KW | 01/12 → | SP-936 | MD-5280 | SP-1336 | | |
| 2500 dCi (35.12), YD25K3 LD5, 90 KW | 01/12 → | SP-936 | MD-5280 | SP-1336 | | |
| 2500 dCi (35.13), YD25, 96 KW | 10/06 → | SP-936 | MD-5280 | SP-1336 | | |
| 2500 dCi (35.14), YD25K3 LD5, 100 KW | 01/12 → | SP-936 | MD-5280 | SP-1336 | | |
| 2500 dCi (45.13), YD25, 96 KW | 10/06 → | SP-936 | MD-5280 | SP-1336 | | |
| 3000 dCi (35.15), ZD30,ZD30H,HD-5, 110 KW | 10/06 → | MD-399 | MD-5280 | SP-1336 | | |
| 3000 dCi (45.15), ZD30, ZD30H, HD-5, 110KW | 10/06 → | MD-399 | MD-5280 | SP-1336 | | |
| Caravan | | | | | | |
| 3000 ZD30DDTi | 08/99 → | MD-399 | | | | |
| Cherry | | | | | | |
| 1000 E10 | 01/70 → 01/76 | SP-894 | MD-100 | FF-001 | | |
| 1000 F10/2 | 01/76 → 01/78 | SP-894 | MD-100 | FF-001 | | |
| 1000 N10 | 01/78 → 03/81 | SP-929 | MD-100 | FF-001 | | |
| 1000 N12 E10 | 03/81 → 12/85 | SP-929 | MD-100 | FF-001 | | |
| 1200 N10 | 01/78 → 03/81 | SP-929 | MD-100 | FF-001 | | |
| 1300 N10 | 08/81 → 03/81 | SP-929 | MD-100 | FF-001 | | |
| 1300 N12 | 03/81 → 12/85 | SP-929 | MD-100 | FF-001 | | |
| 1400 N10 | 01/78 → 03/81 | SP-929 | | FF-001 | | |
| 1500 N10 | 08/81 → 03/81 | SP-929 | MD-100 | FF-001 | | |
| 1500 N12 | 04/82 → 12/85 | SP-929 | MD-100 | FF-001 | | |
| 1600 N12 | 06/84 → 12/85 | SP-929 | MD-100 | FF-027 | | |
| 1700D N12 40KW | 10/81 → 04/84 | SP-936 | MD-106 | SP-2014 | | |
| | 05/84 → 12/85 | SP-936 | MD-106 | SP-971 | | |
| Civilian | | | | | | |
| 2200 77KW | 10/85 → | SP-929 | MD-288 | FF-001 | | |
| Cube (09-) | | | | | | |
| 1500 dCi, 78 KW | 08/09 → | SP-1321 | MD-8334 | FF-060 | MS-6416 | |
| 1500 dCi, 81 KW | 03/10 → | SP-1321 | MD-8334 | FF-060 | MS-6416 | |
| 1600 16V, 81 KW | 08/09 → | SP-1002 | MD-8288 | | MS-6416 | |
| GT-R (R35) (09-) | | | | | | |
| 3800 V6, VQ38DETT, 357 KW | 02/09 → | SP-1001 | | | | |
| 3800 V6, VQ38DETT, 390 KW | 02/11 → | SP-1001 | | | | |
| 3800 V6, VQ38DETT, 404 KW | 02/12 → | SP-1001 | | | | |
| Interstar (02-11) | | | | | | |
| 1900 DCi 80, F9Q774, 60KW | 10/03 → 02/11 | SP-1321 | MD-9514 | MD-531 | | |
| 1900 DCi, F9Q772, 60KW | 04/02 → 09/03 | SP-1039 | MD-9514 | MD-513 | | |
| 2200 DCi, G9T722, 66KW | 04/02 → 09/03 | MD-477 | MD-9514 | MD-513 | | |
| 2200 DCi, G9T720, 66KW | 10/03 → 02/11 | MD-477 | MD-8162 | MD-531 | | |

NISSAN

Interstar (02-11)

| | | | | | | |
|--|---------------|--------|---------|--------|--|--|
| 2500 DCi 120, G9U-750, 84 KW Comments: MD-513 Delphi housing | 10/03 → 07/06 | MD-477 | MD-8162 | MD-513 | | |
| | 10/03 → 07/06 | MD-477 | MD-8162 | MD-567 | | |
| Comments: MD-567 Purflux housing | | | | | | |
| 2500 DCi, G9U-632, 107KW Comments: MD-567 Purflux housing FC 579 | 07/06 → 02/11 | MD-631 | MD-8162 | MD-567 | | |
| | 07/06 → 02/11 | MD-631 | MD-8162 | MD-531 | | |
| Comments: MD-531 Purflux housing FC 578+FC 580 | | | | | | |
| | 07/06 → 02/11 | MD-631 | MD-8162 | MD-513 | | |
| Comments: MD-513 Delphi housing | | | | | | |
| 2500 DCi, G9U-650, 74KW Comments: MD-567 Purflux housing FC 579 | 07/06 → 02/11 | MD-631 | MD-8162 | MD-567 | | |
| | 07/06 → 02/11 | MD-631 | MD-8162 | MD-531 | | |
| Comments: MD-531 Purflux housing FC 578+FC 580 | | | | | | |
| | 07/06 → 02/11 | MD-631 | MD-8162 | MD-513 | | |
| Comments: MD-513 Delphi housing | | | | | | |
| 2500 DCi, G9U-650, 88KW Comments: MD-567 Purflux housing FC 579 | 07/06 → | MD-631 | MD-8162 | MD-567 | | |
| | 07/06 → | MD-631 | MD-8162 | MD-531 | | |
| Comments: MD-531 Purflux housing FC 578+ FC 580 | | | | | | |
| | 07/06 → | MD-631 | MD-8162 | MD-513 | | |
| Comments: MD-513 Delphi housing | | | | | | |
| 2500 DCi, G9U720, 84KW Comments: MD-567 Purflux housing | 10/03 → 07/06 | MD-477 | MD-9514 | MD-567 | | |
| | 10/03 → 07/06 | MD-477 | MD-9514 | MD-513 | | |
| Comments: MD-513 Delphi housing | | | | | | |
| 2500 DCi, G9U750,754 73KW Comments: MD-567 Purflux housing | 10/03 → 07/06 | MD-477 | MD-8162 | MD-567 | | |
| | 10/03 → 07/06 | MD-477 | MD-8162 | MD-513 | | |
| Comments: MD-513 Delphi housing | | | | | | |
| 3000 DCi, ZD3, 100KW Comments: MD-567 Purflux housing | 01/04 → 07/07 | MD-399 | MD-8378 | MD-567 | | |
| | 01/04 → 07/07 | MD-399 | MD-8378 | MD-513 | | |
| Comments: MD-513 Delphi housing | | | | | | |

Juke (10-)

| | | | | | | |
|---|---------|---------|---------|--------|---------|--|
| 1500 dCi, 81 KW | 09/10 → | SP-1321 | MD-8334 | FF-060 | MS-6401 | |
| 1600 DIG-Turbo, 140 KW | 09/10 → | SP-1002 | MD-9182 | | MS-6401 | |
| 1600, 86 KW | 09/10 → | SP-1002 | MD-9182 | | MS-6401 | |
| NISMO Edition 1600 DIG-Turbo, 147 KW | 02/13 → | | MD-9182 | | MS-6401 | |

King - Cab

| | | | | | | |
|-----------------------|---------------|--------|--------|---------|--|--|
| 2000 D21 | 01/86 → | SP-936 | MD-102 | SP-2041 | | |
| 2300D D21 | 01/86 → 01/88 | SP-995 | MD-102 | SP-902 | | |
| 2400 D21 | 01/86 → | SP-936 | MD-102 | SP-2041 | | |
| 2500 D21 55KW | 01/88 → | SP-996 | MD-102 | SP-971 | | |
| 2500D D21 53KW | 01/86 → 01/88 | SP-995 | MD-102 | SP-902 | | |
| 2500D D21 55KW | 01/86 → 01/88 | SP-901 | MD-102 | SP-2014 | | |

Kubistar (03-)

| | | | | | | |
|---|---------|---------|---------|------------------|---------|--|
| 1200 16V, D4D/D4F, 55 KW | 09/03 → | SP-1306 | MD-9776 | SP-2061 | MS-6151 | |
| 1200, D7F, 44 KW | 09/03 → | SP-1306 | MD-5116 | SP-2061 | MS-6151 | |
| 1500 dCi, K9K, 40 KW | 09/03 → | SP-1039 | MD-9778 | FF-060 FF-057 | MS-6151 | |
| Comments: FF-057 With water sensor connection | | | | | | |
| 1500 dCi, K9K, 50 KW | 09/03 → | SP-1039 | MD-9778 | FF-061 | MS-6151 | |
| 1500 dCi, K9K, 59 KW | 09/03 → | SP-1039 | MD-9778 | FF-060 FF-057 | MS-6151 | |
| Comments: FF-057 With water sensor connection | | | | | | |
| 1500 dCi, K9K, 62 KW | 06/05 → | SP-1039 | MD-9778 | FF-060 | MS-6151 | |
| 1500 dCi, K9K700, 47 KW | 09/03 → | SP-1039 | MD-9778 | FF-060 FF-057 | MS-6151 | |
| Comments: FF-057 With water sensor connection | | | | | | |
| 1600 16V, K4M, 70 KW | 09/03 → | SP-1039 | MD-9492 | SP-2061 | MS-6151 | |

Laurel

| | | | | | | |
|------------------|---------------|--------|--------|--------|--|--|
| 2000 C230 | 04/77 → 05/80 | SP-901 | MD-102 | FF-002 | | |
|------------------|---------------|--------|--------|--------|--|--|

NISSAN

Laurel

| | | | | | | |
|-----------------|---------------|--------|---------|---------|--|--|
| 2000 C31 | 06/80 → 05/82 | SP-936 | MD-102 | FF-002 | | |
| | 06/82 → 12/84 | SP-936 | MD-102 | SP-2041 | | |
| 2000 C32 | 01/85 → 08/89 | SP-929 | MD-288 | SP-2041 | | |
| 2000i C31 | 06/80 → 12/84 | SP-936 | MD-9640 | SP-2041 | | |
| 2000i C32 | 01/85 → 08/89 | SP-929 | MD-9640 | SP-2041 | | |
| 2400 C230 | 04/77 → 05/80 | SP-901 | MD-102 | FF-002 | | |
| 2400 C31 | 06/80 → 05/82 | SP-936 | MD-102 | FF-002 | | |
| 2400i C31 | 06/82 → 12/84 | SP-936 | MD-102 | SP-2056 | | |
| 2400i C32 | 01/85 → 08/89 | SP-936 | MD-9640 | SP-2041 | | |
| 2800D C31 | 01/82 → 12/84 | SP-901 | MD-9640 | SP-2014 | | |
| 2800D C32 | 01/85 → 01/87 | SP-901 | MD-9640 | SP-971 | | |
| | 02/86 → 08/89 | SP-901 | MD-9844 | SP-971 | | |
| 3000i C32 | 03/85 → 08/89 | SP-929 | MD-9640 | SP-2041 | | |
| 3000i C32 Turbo | 06/86 → 08/89 | SP-929 | MD-9642 | | | |

Leaf (10-)

| | | | | | | |
|---------------------------------|---------|--|--|--|---------|--|
| Electric (AC) (ZE0) EM61, 80 KW | 11/10 → | | | | MS-6416 | |
|---------------------------------|---------|--|--|--|---------|--|

Maxima

| | | | | | | |
|-----------------|---------------|---------|---------|---------|----------|--|
| 2000 V6 24V A33 | 03/00 → | SP-1002 | MD-9640 | FF-044 | | |
| 2000i A32 | 01/94 → | SP-929 | MD-9640 | SP-2041 | | |
| 2500 V6 24V A33 | 03/00 → | SP-1002 | MD-9640 | FF-044 | MS-6206C | |
| 3000 V6 24V A33 | 05/00 → | SP-989 | MD-9640 | FF-044 | MS-6206C | |
| 3000i A32 | 01/94 → | SP-1001 | MD-9640 | SP-2041 | | |
| 3000i J30 | 01/89 → 12/93 | SP-929 | MD-9640 | SP-2041 | | |

Micra K10

| | | | | | | |
|---------------|---------------|--------|--------|--------|--|--|
| 1000 K10 37KW | 12/81 → 01/92 | SP-939 | MD-506 | FF-001 | | |
| 1200 K10 44KW | 02/86 → 01/92 | SP-939 | MD-506 | FF-001 | | |

Micra K11

| | | | | | | |
|----------------|---------------|---------|---------|---------|---------|--|
| 1000i K11 40KW | 02/93 → 02/97 | SP-1004 | MD-9924 | SP-2041 | MS-6159 | |
| | 03/97 → 01/03 | SP-1004 | MD-9924 | SP-2003 | MS-6234 | |
| 1300i K11 55KW | 02/93 → 02/97 | SP-1004 | MD-9924 | SP-2041 | MS-6159 | |
| | 03/97 → 01/03 | SP-1004 | MD-9924 | SP-2003 | MS-6234 | |
| 1500D 42KW | 03/97 → 01/03 | SP-943 | MD-9488 | SP-831 | MS-6234 | |

Micra K12 (03-)

| | | | | | | |
|--------------------------|---------|---------|---------|--|---------|---------|
| 1000i 16V, CR10DE, 48 KW | 01/03 → | SP-1004 | MD-9924 | | MS-6283 | MS-6439 |
|--------------------------|---------|---------|---------|--|---------|---------|

Comments: MS-6283: Country of vehicle manufacture Japan, MS-6439: Country of vehicle manufacture Singapore.

| | | | | | | |
|--------------------------|---------|---------|---------|--|---------|---------|
| 1200i 12V, CR12DE, 48 KW | 01/03 → | SP-1004 | MD-9924 | | MS-6283 | MS-6439 |
|--------------------------|---------|---------|---------|--|---------|---------|

Comments: MS-6283: Country of vehicle manufacture Japan, MS-6439: Country of vehicle manufacture Singapore.

| | | | | | | |
|-------------------------|---------|---------|---------|--|---------|---------|
| 1200i 12V, CR12DE, 59KW | 01/03 → | SP-1004 | MD-9924 | | MS-6283 | MS-6439 |
|-------------------------|---------|---------|---------|--|---------|---------|

Comments: MS-6283: Country of vehicle manufacture Japan, MS-6439: Country of vehicle manufacture Singapore.

| | | | | | | |
|--------------------------|---------|---------|---------|--|---------|---------|
| 1400i 16V, CR14DE, 65 KW | 01/03 → | SP-1004 | MD-9924 | | MS-6283 | MS-6439 |
|--------------------------|---------|---------|---------|--|---------|---------|

Comments: MS-6283: Country of vehicle manufacture Japan, MS-6439: Country of vehicle manufacture Singapore.

| | | | | | | |
|----------------------|---------|---------|---------|--------|---------|---------|
| 1500 dCi, K9K, 48 KW | 03/03 → | SP-1039 | MD-8334 | FF-060 | MS-6283 | MS-6439 |
| | | | | FF-057 | | |

Comments: FF-057: With water sensor connection, MS-6283: Country of vehicle manufacture Japan, MS-6439: Country of vehicle manufacture Singapore.

| | | | | | | |
|----------------------|---------|---------|---------|--------|---------|--|
| 1500 dCi, K9K, 63 KW | 02/06 → | SP-1039 | MD-8334 | FF-060 | MS-6283 | |
| | | | | FF-057 | MS-6439 | |

Comments: FF-057: With water sensor connection, MS-6283: Country of vehicle manufacture Japan, MS-6439: Country of vehicle manufacture Singapore.

| | | | | | | |
|-------------------------|---------|---------|---------|--------|---------|--|
| 1500 dCi, K9K700, 60 KW | 09/03 → | SP-1039 | MD-8334 | FF-060 | MS-6283 | |
| | | | | FF-057 | MS-6439 | |

Comments: FF-057: With water sensor connection, MS-6283: Country of vehicle manufacture Japan, MS-6439: Country of vehicle manufacture Singapore.

| | | | | | | |
|---------------------------------|---------|---------|---------|--|---------|---------|
| 1600i 16V 160 SR, HR16DE, 81 KW | 07/05 → | SP-1079 | MD-8288 | | MS-6283 | MS-6439 |
|---------------------------------|---------|---------|---------|--|---------|---------|

Comments: MS-6283: Country of vehicle manufacture Japan, MS-6439: Country of vehicle manufacture Singapore.

Micra K13 (10-)

NISSAN

| Micra K13 (10-) | | | | | | |
|---|---------------|---------|---------|---------|--|---------|
| 1200i, HR12DDR, 72 KW | 05/10 → | SP-1002 | | | | MS-6425 |
| 1200i, HR12DE, 59 KW | 05/10 → | | MD-8564 | | | MS-6425 |
| Murano (05-) | | | | | | |
| 2500 dCi, 140 KW | 01/10 → | SP-936 | | | | |
| 3500 V6, VQ35DE, 172 KW | 03/05 → | SP-1079 | MD-9640 | | | MS-6275 |
| 3500 V6, VQ35DE, 188 KW | 09/08 → | SP-1002 | MD-9640 | | | |
| Navara (05-) | | | | | | |
| 2500 dCi, 140 KW | 04/10 → | SP-936 | MD-9708 | SP-1338 | | MS-6337 |
| 2500 dCi, YD25DDTi, 107 KW | 06/05 → 08/06 | SP-936 | MD-9708 | SP-1233 | | MS-6337 |
| | 09/06 → | SP-936 | MD-9708 | SP-1338 | | MS-6337 |
| 2500 dCi, YD25DDTi, 126 KW | 10/06 → 03/10 | SP-936 | MD-9708 | SP-1338 | | MS-6337 |
| 2500 dCi, YD25DDTi, 128 KW | 06/05 → 08/06 | SP-936 | MD-9708 | SP-1233 | | MS-6337 |
| | 09/06 → | SP-936 | MD-9708 | SP-1338 | | MS-6337 |
| 3000 dCi, 170 KW | 06/10 → | | MD-9708 | SP-2061 | | MS-6337 |
| Note (06-) | | | | | | |
| 1400, CR14DE, 65 KW | 03/06 → | SP-1004 | MD-9924 | | | MS-6283 |
| 1500 dCi, 51 KW | 03/06 → | SP-1039 | MD-8334 | FF-060 | | MS-6283 |
| Comments: FF-057: With water sensor connection. | | | | | | |
| 1500 dCi, 63 KW | 03/06 → 12/08 | SP-1039 | MD-8384 | FF-060 | | MS-6283 |
| Comments: FF-057: With water sensor connection. | | | | | | |
| | 01/09 → | SP-1321 | MD-8384 | FF-060 | | MS-6283 |
| Comments: FF-057: With water sensor connection. | | | | | | |
| 1500 dCi, 66 KW | 09/10 → | SP-1321 | MD-8384 | | | MS-6283 |
| 1500 dCi, 76 KW | 08/08 → | SP-1039 | MD-8334 | FF-060 | | MS-6283 |
| Comments: FF-057: With water sensor connection. | | | | | | |
| 1600, HR16DE, 81KW | 03/06 → | SP-1002 | MD-8288 | | | MS-6283 |
| NP300 Pickup (08-) | | | | | | |
| 2500 dCi, YD25EFI, 98 KW | 04/08 → | SP-936 | | | | |
| NV200 (09-) | | | | | | |
| 1500 dCi, 60 KW | 03/12 → | SP-1321 | MD-8334 | FF-060 | | MS-6283 |
| | 04/11 → 02/12 | SP-1321 | MD-8334 | FF-060 | | MS-6439 |
| 1500 dCi, 63 KW | 11/09 → 02/12 | SP-1321 | MD-8334 | FF-060 | | MS-6439 |
| | 03/12 → | SP-1321 | MD-8334 | FF-060 | | MS-6283 |
| 1500 dCi, 81 KW | 04/11 → 02/12 | SP-1321 | MD-8334 | FF-060 | | MS-6439 |
| | 03/12 → | SP-1321 | MD-8334 | FF-060 | | MS-6283 |
| 1600, 81 KW | 11/09 → | SP-1002 | MD-8288 | | | MS-6439 |
| NV400 (11-) | | | | | | |
| 2300 dCi 100, M9T670, 74 KW | 10/11 → | MD-703 | MD-8512 | MD-567 | | MS-6395 |
| Comments: MD-567: Export model Purflux housing FC579+FC581, MD-531: Purflux housing FC 578+FC 580, MS-6395: Quantity 2. | | | | | | |
| 2300 dCi 125, M9T676, 92 KW | 10/11 → | MD-703 | MD-8512 | MD-567 | | MS-6395 |
| Comments: MD-567: Export model Purflux housing FC579+FC581, MD-531: Purflux housing FC 578+FC 580, MS-6395: Quantity 2. | | | | | | |
| 2300 dCi 150, M9T678, 107 KW | 10/11 → | MD-703 | MD-8512 | MD-567 | | MS-6395 |
| Comments: MD-567: Export model Purflux housing FC579+FC581, MD-531: Purflux housing FC 578+FC 580, MS-6395: Quantity 2. | | | | | | |
| Pathfinder (97-) | | | | | | |
| 2500 dCi, 140 KW | 04/10 → 03/10 | SP-936 | MD-9708 | SP-1338 | | MS-6337 |
| 2500 dCi, YD25DDTi, 126 KW | 10/06 → 03/10 | SP-936 | MD-9708 | SP-1338 | | MS-6337 |
| 2500 dCi, YD25DDTi, 128 KW | 03/05 → 08/06 | SP-936 | MD-9708 | SP-1233 | | MS-6337 |
| | 09/06 → | SP-936 | MD-9708 | SP-1338 | | MS-6337 |
| 2700TD, TD27ETI, 96 KW | 12/99 → 03/05 | SP-1002 | MD-9640 | SP-971 | | |
| 3000 dCi, 170 KW | 06/10 → | | MD-9708 | SP-2061 | | MS-6337 |
| 3200 TD,QD32ETI, 110KW | 12/99 → 03/05 | SP-996 | MD-5302 | SP-971 | | |
| 3300i V6, VG33E, 110 KW | 08/98 → 02/01 | SP-1002 | MD-9640 | SP-2041 | | |
| 3300i V6, VG33E, 125 KW | 09/97 → 03/05 | SP-1002 | MD-9640 | SP-2041 | | |

NISSAN

| Pathfinder (97-) | | | | | | |
|--|---------------|---------|-------------------|------------------|---------|--|
| 3500 V6, VQ35DE, 162 KW | 01/01 → 03/05 | SP-1002 | MD-9640 | SP-2041 | | |
| 4000 V6, VQ40DE, 195 KW | 05/05 → | SP-1002 | MD-9320 | | MS-6337 | |
| Patrol GR I (88-97) | | | | | | |
| 2800 TD, RD28T, 85 KW | 09/88 → 06/97 | SP-966 | MD-9846 | SP-971 | | |
| 4200 D, TD42, 85 KW | 11/88 → 06/97 | SP-901 | MD-9846 | SP-971 | | |
| Comments: SP-971: Use for OEM no. 16403-G990A. | | | | | | |
| 4200i, TB42E, 121 KW | 11/88 → 06/97 | SP-1032 | MD-9640 | | | |
| Patrol GR II (97-) | | | | | | |
| 2700 TD, TD27YT, 73 KW | 05/98 → 06/01 | SP-901 | | SP-971 | MS-6192 | |
| 2800 TD, R28Ti, 95 KW | 06/87 → 05/00 | SP-996 | MD-5108 | SP-971 | MS-6192 | |
| 3000 Di, ZD30DDTI, 116 KW | 04/00 → | MD-399 | MD-5108 | SP-971 | MS-6192 | |
| 3000 Di, ZD30DDTI, 118 KW | 05/00 → 11/06 | MD-399 | MD-5108 | | MS-6192 | |
| | 12/06 → | MD-399 | MD-5108 | SP-1336 | MS-6192 | |
| 4200 TD, TD42T, 107 KW | 06/97 → | SP-996 | MD-5108 | SP-971 | MS-6192 | |
| 4500i, TB45E, 147 KW | 06/97 → | SP-1002 | | SP-2041 | MS-6192 | |
| 4800i, TB48, 180 KW | 06/97 → | SP-1002 | | SP-2041 | MS-6192 | |
| Patrol I (79-88) | | | | | | |
| 2700D, Perkins MD-27, 51 KW | 07/79 → 08/88 | | MD-232 MD-7068 | MD-093 | | |
| Comments: MD-232: Outer filter, MD-7068: Inner filter. | | | | | | |
| 2800, L28, 88 KW | 07/80 → 12/81 | SP-1032 | MD-102 | FF-001 | | |
| | 01/82 → 08/88 | SP-1032 | MD-102 | SP-2041 | | |
| 2800D, A4.28(M24), 56 KW | 07/80 → 11/87 | | MD-232 MD-7068 | MD-093 FF-014 | | |
| Comments: MD-232: Outer filter, MD-7068: Inner filter. | | | | | | |
| | 12/87 → 08/88 | | MD-232 MD-7068 | MD-093 | | |
| Comments: MD-232: Outer filter, MD-7068: Inner filter. | | | | | | |
| 2800TD, A4.28TD, 70 KW | 07/79 → 08/88 | | MD-498 MD-7066 | MD-093 | | |
| Comments: MD-498: Outer filter, MD-7066: Inner filter. | | | | | | |
| 3300, SD33, 70 KW | 11/79 → 06/82 | | MD-516 | SP-902 | | |
| | 07/82 → 07/83 | | MD-516 | SP-2014 | | |
| | 08/83 → 08/88 | SP-999 | MD-516 | SP-2014 | | |
| 3300TD, SD33T, 81 KW | 07/83 → 08/88 | SP-999 | MD-516 | SP-2014 | | |
| Patrol Y61 (96-) | | | | | | |
| 2800TDI 96KW | 06/96 → | SP-996 | MD-5108 | SP-971 | MS-6192 | |
| 3000 VG30TD | 01/00 → | MD-399 | MD-5108 | SP-971 | MS-6192 | |
| Patrol/Safari Y60 | | | | | | |
| 4200 Mod:KC-VRGY60,2WD,Eng:TD42 | 08/95 → | SP-901 | MD-630 | SP-971 | | |
| Comments: SP-901 X 2 | | | | | | |
| 4200 Mod:KD-VRY60,2WD,Eng:TD42 | 08/95 → 09/97 | SP-901 | MD-630 | SP-971 | | |
| Comments: SP-901 X 2 | | | | | | |
| 4200 Mod:S-ARGY60,2WD,Eng:TD42 | 10/87 → 08/95 | SP-901 | MD-630 | SP-971 | | |
| Comments: SP-901 X 2 | | | | | | |
| 4200 Mod:S-KRY60,2WD,Eng:TD42 | 10/87 → 08/95 | SP-901 | MD-630 | SP-971 | | |
| Comments: SP-901 X 2 | | | | | | |
| 4200 Mod:S-VRY60,2WD,Eng:TD42 | 10/87 → 08/95 | SP-901 | MD-630 | SP-971 | | |
| Comments: SP-901 X 2 | | | | | | |
| 4200 Mod:U-VRGY60,2WD,Eng:TD42 | 10/87 → 08/95 | SP-901 | MD-630 | SP-971 | | |
| Comments: SP-901 X 2 | | | | | | |
| Pick - Up 720 | | | | | | |
| 1600 720 Benzin | 10/79 → 01/80 | SP-929 | MD-100 | FF-001 | | |
| | 01/82 → 08/85 | SP-936 | MD-102 | | | |
| 1800 720 Benzin | 01/79 → 08/85 | SP-936 | MD-102 | | | |
| 2200 720 (SD22) | 10/79 → 01/83 | | MD-102 | SP-902 | | |
| 2300D 720 (SD23) | 01/83 → 08/85 | SP-901 | MD-102 | | | |
| 2500D 720 (SD25) | 01/83 → 08/85 | SP-901 | MD-102 | SP-902 | | |
| Pick - Up D21 | | | | | | |
| 1600 D21 Benzin | 08/85 → | SP-936 | MD-102 | | | |
| 1800 D21 2WD | 08/85 → | SP-936 | MD-102 | | | |

NISSAN

Pick - Up D21

| | | | | | | |
|------------------|---------------|---------|---------|---------|--|--|
| 1800 D21 4WD | 08/85 → | SP-936 | MD-9642 | | | |
| 2000 D21 | 08/85 → | SP-936 | MD-9642 | SP-2041 | | |
| 2300D D21 (SD23) | 08/85 → 08/85 | SP-995 | MD-102 | | | |
| | 08/85 → | SP-901 | MD-102 | SP-971 | | |
| 2500D D21 (BD25) | 08/85 → | SP-901 | MD-652 | SP-957 | | |
| 2500D D21 (SD25) | 08/85 → 01/87 | SP-995 | MD-102 | SP-902 | | |
| 2500D D21 (TD25) | 01/87 → | SP-936 | MD-102 | SP-957 | | |
| 2700D (TD27) | 01/87 → | SP-1032 | MD-102 | SP-957 | | |
| 2700TD TD27T | 01/89 → | SP-996 | MD-652 | SP-971 | | |

Pick - Up D22

| | | | | | | |
|----------------------|---------|--------|---------|---------|--|--|
| 2400i 88KW | 02/98 → | SP-929 | MD-9640 | SP-2041 | | |
| 2400i 98KW | 03/02 → | SP-929 | MD-9640 | SP-2041 | | |
| 2500Di 98KW | 04/03 → | MD-401 | MD-5170 | SP-971 | | |
| | 04/03 → | SP-936 | MD-5170 | SP-971 | | |
| 2500Diesel 61KW | 02/98 → | SP-901 | MD-734 | SP-971 | | |
| 2500TDiesel 4WD 76KW | 05/98 → | SP-901 | MD-796 | SP-971 | | |
| 3200Diesel 76KW | 12/98 → | SP-901 | MD-782 | SP-1036 | | |

Pixo (09-)

| | | | | | | |
|-----------|---------|---------|---------|--|---------|--|
| 1000 50kw | 06/09 → | SP-1008 | MD-8474 | | MS-6396 | |
|-----------|---------|---------|---------|--|---------|--|

Prairie I (M10) (83-88)

| | | | | | | |
|------------------------|---------------|--------|--------|---------|--|--|
| 1500 S, E15S, 55 KW | 01/84 → 12/87 | SP-929 | MD-100 | FF-001 | | |
| 1800 SGL, CA18S, 65 KW | 07/83 → 12/85 | SP-929 | MD-288 | SP-2056 | | |
| 1800 SGL, CA18S, 66 KW | 05/85 → 10/87 | SP-929 | MD-288 | SP-2056 | | |
| 2000 4x4, CA20S, 68 KW | 06/86 → 09/88 | SP-929 | MD-288 | SP-2056 | | |

Prairie Pro II (M11) (88-94)

| | | | | | | |
|-------------------------|---------------|--------|---------|---------|--|--|
| 2000i 4x4, CA20E, 72 KW | 10/88 → 12/92 | SP-929 | MD-9640 | SP-2041 | | |
| 2000i, CA20DE, 72 KW | 10/88 → 04/92 | SP-929 | MD-9640 | SP-2041 | | |
| 2400, KA24E, 98 KW | 04/92 → 07/94 | SP-929 | MD-9640 | SP-2041 | | |

Primastar (02-)

| | | | | | | |
|--------------------------|---------------|---------|---------|------------------|---------|--|
| 1900 dCi, F9Q-760, 60 KW | 09/02 → 07/06 | SP-1321 | MD-9714 | MD-531 MD-513 | MS-6332 | |
|--------------------------|---------------|---------|---------|------------------|---------|--|

Comments: MD-531: Purflux housing partly/or, MD-513: Delphi housing.

| | | | | | | |
|--------------------------|---------------|---------|---------|------------------|---------|--|
| 1900 dCi, F9Q-760, 74 KW | 09/02 → 07/06 | SP-1321 | MD-9714 | MD-531 MD-513 | MS-6332 | |
|--------------------------|---------------|---------|---------|------------------|---------|--|

Comments: MD-531: Purflux housing partly/or, MD-513: Delphi housing.

| | | | | | | |
|------------------------------|---------|---------|---------|------------------|---------|--|
| 2000 16V, F4R 720/722, 88 KW | 10/03 → | SP-1039 | MD-9492 | SP-2061 | MS-6332 | |
| 2000 dCi 115, M9R-780, 84 KW | 07/06 → | MD-631 | MD-8160 | MD-567 MD-531 | MS-6332 | |

Comments: MD-567: Purflux housing FC579+FC581, MD-531: Purflux housing FC580.

| | | | | | | |
|-----------------------------|---------|--------|---------|------------------|---------|--|
| 2000 dCi 90, M9R-780, 66 KW | 07/06 → | MD-631 | MD-8160 | MD-567 MD-531 | MS-6332 | |
|-----------------------------|---------|--------|---------|------------------|---------|--|

Comments: MD-567: Purflux housing FC579+FC581, MD-531: Purflux housing FC580.

| | | | | | | |
|-----------------------------|---------------|--------|---------|----------------------------|---------|--|
| 2500 dCi 140, G9U730, 99 KW | 09/03 → 07/06 | MD-477 | MD-8160 | MD-531 | MS-6332 | |
| 2500 dCi, 107 KW | 09/02 → 07/06 | MD-631 | MD-8160 | MD-567 MD-531 MD-513 | MS-6332 | |

Comments: MD-567: Purflux housing FC579+FC581, MD-531: Purflux housing FC580, MD-513: Delphi housing.

| | | | | | | |
|-----------------|---------------|--------|---------|--------|---------|--|
| 2500 dCi, 98 KW | 09/02 → 07/06 | MD-477 | MD-8160 | MD-531 | MS-6332 | |
|-----------------|---------------|--------|---------|--------|---------|--|

Primera I (W10/P10) (90-96)

| | | | | | | |
|----------------------------|---------------|--------|---------|-------------------|--|--|
| 1600, GA16DE GA16DS, 66 KW | 06/90 → 04/93 | SP-929 | MD-9882 | FF-027 SP-2041 | | |
|----------------------------|---------------|--------|---------|-------------------|--|--|

Comments: MD-9882: Engine code GA16DS, FF-027: Engine code GA16DS, SP-2041: Engine code GA16DE.

| | | | | | | |
|--|---------------|--------|---------|-------------------|--|--|
| | 05/93 → 01/96 | SP-929 | MD-9182 | FF-027 SP-2041 | | |
|--|---------------|--------|---------|-------------------|--|--|








Comments: MD-9182: Engine code GA16DE, FF-027: Engine code GA16DS, SP-2041: Engine code GA16DE.

| | | | | | | |
|----------------------------|---------------|--------|---------|-------------------|--|--|
| 1600, GA16DE GA16DS, 71 KW | 06/90 → 04/93 | SP-929 | MD-9882 | FF-027 SP-2041 | | |
|----------------------------|---------------|--------|---------|-------------------|--|--|

Comments: MD-9882: Engine code GA16DS, FF-027: Engine code GA16DS, SP-2041: Engine code GA16DE.

| | | | | | | |
|--|---------------|--------|---------|-------------------|--|--|
| | 05/93 → 01/96 | SP-929 | MD-9182 | FF-027 SP-2041 | | |
|--|---------------|--------|---------|-------------------|--|--|

Comments: MD-9182: Engine code GA16DE, FF-027: Engine code GA16DS, SP-2041: Engine code GA16DE.

|  |  |  OIL |  AIR |  FUEL |  CABIN |  OTHER |
|---|--|--|--|---|--|--|
| NISSAN | | | | | | |
| Primera I (W10/P10) (90-96) | | | | | | |
| 1600, GA16DE, 75 KW | 06/93 → 01/96 | SP-929 | MD-9182 | SP-2003 | | |
| 2000 Diesel, CD20, 55 KW | 07/90 → 04/93 | SP-996 | MD-9640 | SP-971 | | |
| | 05/93 → 01/96 | SP-1032 | MD-9640 | SP-971 | | |
| 2000 GT, SR20DE EGI, 110 KW | 06/90 → 01/96 | SP-1004 | MD-9640 | SP-2003 | | |
| 2000, SR20Di, 85 KW | 06/90 → 05/93 | SP-1004 | MD-9902 | SP-2003 | | |
| | 06/93 → 01/96 | SP-1004 | MD-9640 | SP-2003 | | |
| Comments: MD-9640: Engine code SR20DE. | | | | | | |
| 2000i, SR20DE/SR20Di, 92 KW | 01/95 → 06/96 | SP-1004 | MD-9640 MD-9902 | SP-2003 | | |
| Comments: MD-9640: Engine code SR20DE. | | | | | | |
| Primera II (P11) (96-02) | | | | | | |
| 1600 16V, GA16DE, 66 KW | 09/96 → 07/02 | SP-929 | MD-9182 | SP-2041 | MS-6175 | |
| 1600 16V, GA16DE, 73 KW | 09/96 → 07/02 | SP-929 | MD-9182 | SP-2041 | MS-6175 | |
| 1600 16V, QG16DE, 78 KW | 10/00 → 07/02 | SP-1002 | MD-9182 | SP-2041 | MS-6175 | |
| 1800, QG18DE, 84 KW | 09/96 → 07/02 | SP-1002 | MD-9640 | SP-2041 | MS-6175 | |
| 2000 16V, SR20DE EGI, 110 KW | 09/96 → 07/02 | SP-1002 | MD-9640 | SP-2041 | MS-6175 | |
| 2000 16V, SR20DE MPI, 96 KW | 09/96 → 07/02 | SP-1002 | MD-9640 | SP-2041 | MS-6175 | |
| 2000 16V, SR20DE SPI, 85 KW | 09/96 → 07/02 | SP-1002 | MD-9640 | SP-2041 | MS-6175 | |
| 2000 TurboDiesel, CD20T, 66 KW | 09/96 → 07/02 | SP-996 | MD-9640 | SP-971 | MS-6175 | |
| 2000, SR20DE, 103 KW | 09/96 → 07/02 | SP-1002 | MD-9640 | SP-2041 | MS-6175 | |
| Primera III (P12E) (02-) | | | | | | |
| 1600, QG16DE, 80 KW | 02/02 → | SP-1002 | MD-9640 | SP-2003 | MS-6185 | |
| 1800, QG18DE, 85 KW | 02/02 → | SP-1002 | MD-9640 | SP-2003 | MS-6185 | |
| 1900 dCi, F9QT, 88 KW | 02/03 → 05/04 | SP-1039 | MD-8086 | MD-397 | MS-6185 | |
| | 06/04 → | SP-1321 | MD-8086 | MD-397 | MS-6185 | |
| 2000, QR20DE, 103 KW | 02/02 → | SP-1002 | MD-9640 | SP-2003 | MS-6185 | |
| 2200 dCi, VD2.2, 102 KW | 02/03 → 03/03 | MD-401 | MD-9640 | SP-1233 | MS-6185 | |
| | 04/03 → | SP-936 | MD-9640 | SP-1233 | MS-6185 | |
| 2200 DI, YD22DTi, 93 KW | 02/02 → 03/03 | MD-401 | MD-9640 | SP-1233 SP-971 | MS-6185 | |
| | 04/03 → | SP-936 | MD-9640 | SP-1233 SP-971 | MS-6185 | |
| Qashqai (07-) | | | | | | |
| 1500 dCi, K9K, 76 KW | 02/07 → | SP-1039 | MD-8288 | | MS-6345 | |
| 1500 dCi, K9K, 78 KW | 02/07 → | SP-1039 | MD-8288 | SP-1337 | MS-6345 | |
| 1600 dCi, R9M, 96 KW | 09/11 → | MD-703 | MD-8276 | | MS-6345 | |
| 1600, HR16DE, 84 KW | 02/07 → | SP-1079 | MD-8276 | SP-2041 | MS-6345 | |
| 2000 dCi, M1D, 110 KW | 05/07 → | MD-631 | MD-8276 | SP-1337 | MS-6345 | |
| 2000, MR30DE, 104 KW | 02/07 → | SP-1079 | MD-8276 | SP-2041 | MS-6345 | |
| Serena C23 | | | | | | |
| 1600i | 10/92 → 08/98 | SP-929 | MD-9640 | SP-2003 | | |
| 2000D | 01/97 → 08/98 | SP-936 | MD-9640 | SP-971 | | |
| | 10/92 → 12/96 | SP-996 | MD-9640 | SP-971 | | |
| 2000i | 10/92 → 08/98 | SP-1004 | MD-9640 | SP-2003 | | |
| 2300D | 01/97 → 08/98 | SP-936 | MD-9640 | SP-971 | | |
| | 03/94 → 12/96 | SP-996 | MD-9640 | SP-971 | | |
| Serena NEW | | | | | | |
| 2000i 106KW | 08/98 → | SP-929 | MD-9640 | SP-2003 | | |
| 2500TD 110KW | 08/98 → | SP-936 | MD-9640 | | | |
| Silvia (79-89) | | | | | | |
| 1800i S110 | 02/78 → 12/82 | SP-901 | MD-9642 | SP-2055 | | |
| 1800i S12 Turbo | 01/84 → 12/89 | SP-929 | MD-9642 | SP-2055 | | |
| 2000i S12 | 01/84 → 12/89 | SP-929 | MD-9642 | SP-2041 | | |
| Stanza | | | | | | |
| 1600 T11 | 01/80 → 12/85 | SP-929 | MD-288 | FF-017 | | |
| 1800 T11 | 01/80 → 12/85 | SP-929 | MD-288 | FF-017 | | |
| 1800i T11 | 10/85 → 12/85 | SP-929 | MD-9642 | SP-2056 | | |
| 2000i T11 | 01/83 → 12/85 | SP-929 | MD-9642 | SP-2056 | | |
| Sunny (70-00) | | | | | | |

NISSAN

Sunny (70-00)

| | | | | | | |
|---------------------------|---------------|---------|---------|---------|--|--|
| 1000 B11 | 02/83 → 04/84 | SP-929 | MD-100 | FF-001 | | |
| | 05/84 → 12/89 | SP-929 | MD-100 | | | |
| 1000 B12 | 01/86 → 09/89 | SP-929 | MD-100 | | | |
| 1000 N13 | 01/86 → 09/89 | SP-929 | MD-100 | FF-027 | | |
| 1200 B310 | 02/78 → 03/81 | SP-929 | MD-100 | FF-001 | | |
| 1300 B11 | 03/81 → 08/85 | SP-929 | MD-100 | FF-001 | | |
| | 09/85 → 12/85 | SP-929 | MD-100 | SP-2056 | | |
| 1300 B12 | 01/86 → 09/89 | SP-929 | MD-100 | | | |
| 1300 N13 | 06/86 → 09/89 | SP-929 | MD-100 | FF-027 | | |
| 1400 B310 | 02/78 → 03/81 | SP-929 | MD-100 | FF-001 | | |
| 1400 N13 | 10/88 → 09/89 | SP-929 | MD-9882 | FF-027 | | |
| 1400 N14 55KW | 10/89 → 12/92 | SP-929 | MD-9882 | FF-027 | | |
| 1400i N14 | 01/91 → 07/94 | SP-929 | MD-9962 | SP-2041 | | |
| 1500 B11 | 03/81 → 03/84 | SP-929 | MD-100 | SP-2056 | | |
| | 04/84 → 05/86 | SP-929 | MD-100 | SP-2056 | | |
| 1500 B310 | 01/80 → 03/81 | SP-929 | MD-100 | FF-001 | | |
| 1600 B11 | 03/84 → 05/86 | SP-929 | MD-100 | SP-2056 | | |
| 1600 N13 | 06/86 → 09/89 | SP-929 | MD-100 | FF-027 | | |
| 1600 N14 66KW | 10/89 → 12/92 | SP-929 | MD-9882 | FF-027 | | |
| 1600i B12 66KW | 06/86 → 09/89 | SP-929 | MD-9890 | SP-2041 | | |
| 1600i N13 E16i Motor | 06/86 → 09/89 | SP-929 | MD-100 | SP-2041 | | |
| 1600i N13 GTI 92KW | 02/86 → 09/89 | SP-929 | MD-9890 | SP-2041 | | |
| 1600i N14 | 01/91 → 07/94 | SP-929 | MD-9962 | SP-2041 | | |
| 1600i Y10 66KW | 10/92 → 07/94 | SP-929 | MD-9882 | SP-2041 | | |
| 1600i Y10 75KW | 10/92 → 07/94 | SP-929 | MD-9962 | SP-2041 | | |
| 1700D B11 | 09/81 → 01/84 | SP-936 | MD-106 | SP-2014 | | |
| | 02/83 → 05/86 | SP-936 | MD-106 | SP-971 | | |
| 1700D B12 | 06/86 → 09/89 | SP-936 | MD-9640 | SP-971 | | |
| 1700D N13 40KW | 06/86 → 09/89 | SP-936 | MD-9640 | SP-971 | | |
| 1800i B12 92KW | 10/88 → 09/89 | SP-929 | MD-9640 | SP-2041 | | |
| 2000D N14 55KW | 10/89 → 07/94 | SP-996 | MD-9640 | SP-971 | | |
| 2000D Y10 55KW | 10/92 → | SP-996 | MD-9640 | SP-971 | | |
| 2000i B13 | 10/89 → 07/94 | SP-1004 | MD-9882 | SP-2057 | | |
| 2000i N14 | 10/89 → 07/94 | SP-1004 | MD-9640 | SP-2041 | | |
| 2000i N14/B13 Turbo 162KW | 10/89 → 07/94 | SP-1004 | MD-9640 | SP-2057 | | |
| 2600 B12 62KW | 06/86 → 12/89 | SP-929 | MD-100 | FF-027 | | |

Teana (03-)

| | | | | | | |
|-------------------------|---------------|---------|---------|--|---------|--|
| 2000, QR20DE, 100 KW | 09/03 → 02/08 | SP-1002 | MD-9640 | | MS-6275 | |
| 2300 V6, VQ23DE, 127 KW | 09/03 → 02/08 | SP-1002 | MD-9640 | | MS-6275 | |
| 2500, QR25DE, 123 KW | 01/10 → | SP-1002 | MD-9640 | | | |
| 2500, QR25DE, 134 KW | 02/08 → | SP-1002 | MD-9640 | | | |
| 3500 V6, VQ35DE, 180 KW | 09/03 → 02/08 | SP-1002 | MD-9640 | | MS-6275 | |
| 3500 V6, VQ35DE, 183 KW | 02/08 → | SP-1002 | MD-9640 | | | |

Teana (08-)








| | | | | | | |
|--------------------------|---------------|---------|---------|--|--|--|
| 2500 16V, QR25DE, 123 KW | 06/09 → 12/11 | | | | | |
| 2500 24V, VQ25DE, 136 KW | 06/09 → 12/11 | SP-1002 | MD-9640 | | | |
| 3500 24V, VQ35DE, 185 KW | 10/08 → | SP-1002 | MD-9640 | | | |





Terrano I






| | | | | | | |
|-------------|---------------|--------|---------|---------|--|--|
| 2400i R20 | 08/93 → 06/96 | SP-929 | MD-9640 | SP-2041 | | |
| 2400i WD21 | 08/86 → 02/93 | SP-936 | MD-9842 | SP-2055 | | |
| 2700TD R20 | 08/93 → 06/96 | SP-996 | MD-652 | SP-971 | | |
| 2700TD WD21 | 07/88 → 02/93 | SP-996 | MD-652 | SP-971 | | |
| 3000i WD21 | 10/86 → 06/88 | SP-929 | MD-9550 | SP-2055 | | |
| | 07/88 → 02/93 | SP-929 | MD-9640 | SP-2055 | | |

Terrano II

| | | | | | | |
|----------------|---------------|--------|---------|---------|---------|--|
| 2400 12V 85KW | 05/96 → | SP-929 | MD-9640 | SP-2041 | MS-6175 | |
| 2400i | 06/96 → | SP-929 | MD-9640 | SP-2041 | MS-6175 | |
| 2400i 12V 91KW | 02/93 → 06/96 | SP-929 | MD-9640 | SP-2041 | MS-6175 | |

|  |  |  OIL |  AIR |  FUEL |  CABIN |  OTHER |
|---|--|--|--|---|--|--|
| NISSAN | | | | | | |
| Terrano II | | | | | | |
| 2700 TD 74KW | 02/93 → 04/96 | SP-996 | MD-652 | SP-971 | MS-6175 | |
| | 05/96 → | SP-901 | MD-734 | SP-971 | MS-6175 | |
| 2700TDi | 06/96 → | SP-936 | MD-734 | SP-971 | MS-6175 | |
| 2700TDi, Eng: TD27Di | 06/01 → | SP-901 | MD-734 | SP-1233 | MS-6175 | |
| 3000 Di 113KW | 03/02 → | MD-399 | MD-734 | SP-1233 | MS-6175 | |
| Tiida (08-) | | | | | | |
| 1500 dCi, 78 KW | 01/08 → | SP-1079 | MD-8334 | FF-061 | MS-6439 | |
| 1600 16V, 81 KW | 01/08 → | SP-1079 | MD-8288 | | MS-6439 | |
| 1800 16V, 93 KW | 01/08 → | SP-1002 | MD-8288 | | MS-6439 | |
| Trade | | | | | | |
| 2000D | 01/84 → 08/85 | SP-901 | MD-106 | | | |
| | 09/85 → | SP-936 | MD-642 | SP-971 | | |
| 2800D | 01/87 → | SP-901 | MD-9844 | SP-971 | | |
| 3000D | 01/94 → | SP-901 | | SP-971 | | |
| Urvan E23 | | | | | | |
| 1800 E23 | 01/80 → 02/85 | SP-929 | MD-106 | | | |
| 2000 E23 | 01/79 → 01/83 | SP-929 | MD-106 | | | |
| | 02/82 → 08/85 | SP-929 | MD-106 | SP-2056 | | |
| 2200D E23 | 04/82 → 01/85 | SP-842 | MD-236 | SP-2014 | | |
| 2300D E23 | 04/82 → 01/85 | SP-842 | MD-236 | SP-2014 | | |
| | 02/84 → 08/85 | SP-842 | MD-236 | SP-971 | | |
| Urvan E24 | | | | | | |
| 1900 E24 64/65KW | 09/85 → | SP-929 | | | | |
| 2000 E24 | 09/85 → | SP-929 | MD-652 | SP-2041 | | |
| 2300D E24 | 09/85 → 12/88 | SP-901 | MD-192K MD-7134 | SP-971 | | |
| 2400 E24 71/74KW | 09/85 → | SP-929 | MD-652 | | | |
| 2500D E24 55KW | 12/88 → 11/92 | SP-901 | MD-192K MD-7134 | SP-2014 | | |
| 2500D E24 59KW | 12/92 → | | MD-192K MD-7134 | SP-971 | | |
| 2700D E24 | 01/87 → 11/92 | SP-901 | MD-192K MD-7134 | SP-971 | | |
| | 12/92 → | SP-996 | MD-192K MD-7134 | SP-971 | | |
| Vannette | | | | | | |
| 1500 C120 | 07/80 → 01/87 | SP-929 | MD-9840 | FF-001 | | |
| | 02/86 → 02/95 | SP-929 | MD-106 | SP-2056 | | |
| 1500 GC22 | 03/86 → 02/95 | SP-929 | MD-106 | SP-2056 | | |
| 1600i C23 | 03/95 → | SP-929 | MD-9640 | SP-2003 | | |
| 2000 4WD KVNC23,Eng:CD20E-T | 01/97 → | SP-996 | MD-5198 | SP-971 | | |
| 2000 4WD VNW30,Eng:CD20-T | 05/93 → 08/95 | SP-996 | MD-5198 | SP-971 | | |
| 2000 C120 | 07/80 → 08/85 | SP-929 | MD-106 | | | |
| 2000 GC22 | 08/85 → 02/95 | SP-929 | MD-106 | SP-2056 | | |
| 2000 KVC23,Eng:CD20-T | 08/95 → 01/97 | SP-996 | MD-5198 | SP-971 | | |
| 2000 VNW30,Eng:CD20ETi | 08/95 → | SP-996 | MD-5198 | SP-971 | | |
| 2000 VW30,Eng:CD20ETi | 08/95 → | SP-996 | MD-5198 | SP-971 | | |
| 2000D C120 | 11/81 → 03/83 | SP-901 | MD-106 | SP-2014 | | |
| | 04/84 → 08/85 | SP-901 | MD-106 | | | |
| 2000D GC22 | 09/85 → 02/95 | SP-936 | MD-642 | SP-971 | | |
| 2300D C23 | 03/95 → | SP-996 | MD-9640 | SP-971 | | |
| 2400i GC22 | 09/85 → 02/95 | SP-929 | MD-106 | FF-027 | | |
| Violet | | | | | | |
| 1400 140J/140Y | 01/73 → 01/77 | SP-842 | MD-100 | FF-001 | | |
| 1600 160B | 01/72 → 01/79 | SP-901 | MD-102 | FF-001 | | |
| 1600 160J | 01/73 → 01/78 | SP-901 | MD-102 | FF-001 | | |
| | 01/78 → 01/79 | SP-901 | | FF-001 | | |
| 1600 160JSSS | 01/73 → 01/78 | SP-901 | | FF-001 | | |
| 1800 180B | 01/72 → 01/79 | SP-901 | MD-102 | FF-001 | | |

|  |  |  OIL |  AIR |  FUEL |  CABIN |  OTHER |
|---|--|--|--|---|--|--|
| NISSAN | | | | | | |
| X-Trail I (01-07) | | | | | | |
| 2000i (T30), QR20DE, 103 KW | 05/01 → 06/07 | SP-1002 | MD-9640 | SP-2041 | MS-6275 | |
| 2000i Turbo (T30), SR20DET, 205 KW | 10/01 → 06/07 | SP-1002 | MD-9640 | | MS-6275 | |
| 2200 dCi (T30), YD22ETi, 100 KW | 09/03 → 09/05 | SP-936 | MD-9640 | SP-971 SP-1233 | MS-6275 | |
| Comments: SP-1233: For cold climates. | | | | | | |
| | 10/05 → 06/07 | SP-936 | MD-9640 | SP-1336 | MS-6275 | |
| 2200 DI Turbodiesel (T30), YD22DDTi/ETi, 84 KW | 05/01 → 03/03 | MD-401 | MD-9640 | SP-971 | MS-6275 | |
| | 04/03 → 10/03 | SP-936 | MD-9640 | SP-971 | MS-6275 | |
| 2500i (T30), QR25DE, 121 KW | 02/03 → 06/07 | SP-1079 | MD-9640 | | MS-6275 | |
| X-Trail II (07-) | | | | | | |
| 2000 16V (T31), MR20DE, 104 KW | 07/07 → 09/10 | SP-1002 | MD-8276 | | MS-6345 | |
| 2000 dCi (T31), M9R, 110 KW | 07/07 → | MD-631 | MD-8276 | SP-1337 | MS-6345 | |
| Comments: SP-1337: With water sensor connection. | | | | | | |
| 2000 dCi (T31), M9R760, 127 KW | 07/07 → | MD-631 | MD-8276 | SP-1337 | MS-6345 | |
| Comments: SP-1337: With water sensor connection. | | | | | | |
| 2500 16V (T31), QR25DE, 124 KW | 07/07 → | SP-1002 | MD-9182 | | MS-6345 | |
| OPEL (VAUXHALL) | | | | | | |
| Adam (12-) | | | | | | |
| 1200 16V, A12XEL, 51 KW | 12/12 → | MD-619 | | | MS-6339 | |
| 1400 16V, A14XEL, 64 KW | 12/12 → | MD-619 | | | MS-6339 | |
| 1400 16V, A14XER, 74 KW | 12/12 → | MD-619 | | | MS-6339 | |
| Admiral (64-78) | | | | | | |
| 2800, 103 KW | 03/69 → 07/76 | SP-829 | | | | |
| 2800i, 106 KW | 03/69 → 01/78 | SP-829 | MD-246 | | | |
| 4600, 140 KW | 03/69 → 01/78 | SP-804 | | | | |
| Agila I (00-08) | | | | | | |
| 1000i,12V, Z10XE, 43 KW | 09/00 → 10/03 | MD-349 | MD-9726 | | MS-6187 | |
| 1000i,12V, Z10XE/ XEP, 44 KW | 09/03 → 03/08 | MD-619 MD-349 | MD-9726 | | MS-6187 | |
| Comments: MD-619: From engine no. 19MA9235, MD-349: Up to engine no. 19MA9234. | | | | | | |
| 1200i 16V, Z12XE, 55 KW | 09/00 → 08/04 | MD-349 | MD-9726 | | MS-6187 | |
| 1200i 16V, Z12XEP, 59 KW | 07/04 → 03/08 | MD-619 MD-349 | MD-9726 | | MS-6187 | |
| Comments: MD-619: From engine no. 19MA9235, MD-349: Up to engine no. 19MA9234. | | | | | | |
| 1300i CDTi, Z13DT, 51 KW | 09/03 → 03/08 | MD-547 MD-537 | MD-8476 | MD-577 | MS-6187 | |
| Comments: MD-547: UFI housing, MD-537: Purflux housing. | | | | | | |
| Agila II (08-) | | | | | | |
| 1000 ecoFLEX, K10B, 50 KW | 08/11 → | SP-1008 | MD-8480 | | MS-6418 | |
| 1000i, K10B, 48 KW | 04/08 → | SP-1008 | MD-8480 | | MS-6418 | |
| 1200 ecoFLEX, K12B, 69 KW | 08/11 → | SP-1008 | MD-8480 | | MS-6418 | |
| Comments: MD-8480: Chassis no. to AM999999 | | | | | | |
| 1200i, K12B, 63 KW | 03/10 → 08/10 | SP-1008 | MD-8480 | | MS-6418 | |
| Comments: MD-8480: Chassis no. to AM999999 | | | | | | |
| 1300 CDTi, 55 KW | 04/08 → | MD-547 | MD-8322 | MD-577 | MS-6418 | |
| Ampera (11-) | | | | | | |
| 1400, A14XFL, 63 Kw | 10/11 → | SP-1275 | | | MS-6398 MS-6398C | |
| Antara (06-) | | | | | | |
| 2000 CDTi, Z20DM, 93KW | 11/06 → | MD-641 | MD-8310 | MD-577 | MS-6371 | |
| 2000 CDTi, Z20DMH, 110KW | 11/06 → | MD-641 | MD-8310 | MD-577 | MS-6371 | |
| 2200 4x4 CDTi, A22DM, 120 KW | 01/11 → | | | | MS-6371 | |
| 2200 4x4 CDTi, A22DM, 135 KW | 01/11 → | | | | MS-6371 | |
| 2200 CDTi, A22DM, 120 KW | 01/11 → | | | | MS-6371 | |
| 2200 CDTi, A22DM, 135 KW | 01/11 → | | | | MS-6371 | |
| 2400, Z24XE, 103 KW | 11/06 → | SP-935 | MD-8310 | | MS-6371 | |
| 2400, Z24XE, 123 KW | 02/11 → | | | | MS-6371 | |
| 3000, A30XH, 190 KW | 11/10 → | | | | MS-6371 | |
| 3200 V6, Z32SE, 167KW | 11/06 → | | MD-8310 | | MS-6371 | |

|  |  |  OIL |  AIR |  FUEL |  CABIN |  OTHER |
|---|--|--|--|---|--|--|
| OPEL (VAUXHALL) | | | | | | |
| Arena (98-01) | | | | | | |
| 1900 Diesel, Renault F8Q 606, 44KW | 03/98 → 08/01 | SP-1039 | MD-5038 | MD-395 | | |
| 2500 Diesel, Sofim S8U 758, 55 KW | 09/98 → 08/01 | SP-1237 | MD-5038 | MD-395 | | |
| Ascona A (69-75) | | | | | | |
| 1200, 44 KW | 04/71 → 08/75 | SP-942 | MD-158 | FF-010 | | |
| 1600, 44-59 KW | 04/69 → 08/75 | SP-942 | MD-156 | FF-010 | | |
| 1900 SR, 66 KW | 04/69 → 08/75 | SP-942 | MD-156 | FF-010 | | |
| Ascona B (75-81) | | | | | | |
| 1200, 40-44 KW | 09/72 → 08/81 | SP-942 | MD-158 | FF-010 | | |
| 1300N 44KW | 08/79 → 08/81 | SP-942 | MD-158 | FF-010 | | |
| 1300S 55KW | 08/79 → 08/81 | SP-942 | MD-156 | FF-010 | | |
| 1600 | 09/75 → 08/81 | SP-942 | MD-156 | FF-010 | | |
| 1900N 55KW | 09/75 → 08/81 | SP-942 | MD-156 | FF-010 | | |
| 1900S 66KW | 09/75 → 08/81 | SP-942 | MD-162 | FF-010 | | |
| 2000 66/74KW | 08/77 → 08/81 | SP-942 | MD-568 | FF-010 | | |
| 2000D, 43 KW | 09/75 → 08/81 | SP-916 | MD-9406 | SP-966 | | |
| 2000E 81KW | 09/79 → 08/81 | SP-942 | MD-9018 | SP-2024 | | |
| 2400E, 106KW | 09/77 → 08/81 | SP-942 | MD-9018 | SP-2024 | | |
| Ascona C (81-88) | | | | | | |
| 1300N 44KW | 09/81 → 09/85 | SP-942 | MD-158 | FF-010 | | |
| 1300S 55KW | 10/85 → 09/88 | SP-935 | MD-156 | FF-010 | | |
| | 09/81 → 09/85 | SP-942 | MD-156 | FF-010 | | |
| 1600 60KW | 09/81 → 09/88 | SP-935 | MD-156 | FF-010 | | |
| 1600D, 40 KW | 02/81 → 09/88 | SP-900 | MD-9406 | SP-967 | | |
| 1600i, 55 KW | 09/81 → 09/88 | SP-935 | MD-156 | FF-010 | | |
| | 09/85 → 09/88 | SP-935 | MD-156 | SP-2024 | | |
| 1800 62KW | 08/86 → 09/88 | SP-935 | MD-156 | FF-009 | | |
| 1800i 74-85KW | 09/81 → 09/88 | SP-935 | MD-9020 | SP-2024 | | |
| 2000i 85KW | 09/85 → 09/88 | SP-935 | MD-9020 | SP-2024 | | |
| 2000i 96KW | 07/86 → 09/88 | | MD-9020 | SP-2024 | | |
| Astra F (90-01) | | | | | | |
| 1400i, 60 KW | 10/90 → 03/98 | SP-935 | MD-9192 | SP-2024 | | |
| 1600i, 55 KW | 10/90 → 03/98 | SP-935 | MD-9192 | SP-2024 | | |
| 1700D 42/44KW | 10/90 → 03/98 | SP-900 | MD-9192 | SP-966 | | |
| 1700TD 50KW | 09/93 → 03/98 | SP-935 | MD-9192 | SP-966 | MS-6105 | |
| 1700TD 60KW | 02/92 → 09/94 | SP-989 | MD-9032 | SP-966 | MS-6105 | |
| | 10/94 → 03/98 | SP-989 | MD-9192 | SP-966 | MS-6105 | |
| 1800i 66KW | 10/90 → 03/98 | SP-935 | MD-9192 | SP-2024 | | |
| 1800i 85/92KW | 10/93 → 03/98 | SP-935 | MD-9192 | SP-2024 | MS-6105 | |
| 2000i 85KW | 10/90 → 03/98 | SP-935 | MD-9192 | SP-2024 | | |
| 2000i 100/110KW 16V | 10/90 → 03/98 | SP-935 | MD-9192 | SP-2024 | | |
| Astra G (98-) | | | | | | |
| 1200i16V X12XE,48KW(Behr) | 02/98 → 12/00 | MD-349 | MD-9382 | SP-2060 | MS-6160 | |
| Comments: With Behr A/C | | | | | | |
| 1400 16V, X14 XE (DELPHI) | 02/98 → 09/00 | SP-935 | MD-9382 | SP-2060 | MS-6161 | |
| Comments: With Delphi A/C | | | | | | |
| 1400 16V, X14 XE (DELPHI) | 10/00 → | SP-1275 | MD-9382 | SP-2060 | MS-6161 | |
| Comments: With Delphi A/C | | | | | | |
| 140016V,X/Z14 XE(Behr),66KW | 02/98 → | SP-935 | MD-9382 | SP-2060 | MS-6160 | |
| Comments: With Behr A/C | | | | | | |
| 1600i 16 V, 74 KW (Behr) | 02/98 → | SP-935 | MD-9382 | SP-2060 | MS-6160 | |
| Comments: With Behr A/C | | | | | | |
| 1600i Z16 XEP, 76 KW Twinport | 03/03 → | SP-935 | MD-9382 | SP-2060 | MS-6161 | |
| 1600i 16V, 74 KW (DELPHI) | 02/98 → | SP-935 | MD-9382 | SP-2060 | MS-6161 | |
| Comments: With Delphi A/C | | | | | | |
| 1600i CNG Z16 YNG, 71 KW(Behr) | 09/02 → | SP-935 | MD-9382 | SP-2060 | MS-6160 | |
| Comments: With Behr A/C | | | | | | |
| 1600i Z 16SE, 62 KW | 10/00 → | SP-935 | MD-9382 | SP-2060 | MS-6160 | |
| Comments: With Behr A/C | | | | | | |
| 1600i, X 16 SZR, 55 KW (Behr) | 02/98 → 12/00 | SP-935 | MD-9382 | SP-2060 | MS-6160 | |
| Comments: With Behr A/C | | | | | | |

OPEL (VAUXHALL)

Astra G (98-)

| | | | | | | |
|---|---------------|---------|---------|---------|---------|--|
| 1600iCNG Z16YNG,71KW(DELPHI) Comments: With Delphi A/C | 09/02 → | SP-935 | MD-9382 | SP-2060 | MS-6161 | |
| 1700 CDTI, Z17 DTL, 59 KW (Behr) Comments: BEHR A/C. | 02/03 → | MD-423 | MD-9382 | MD-381 | MS-6160 | |
| 1700 CDTI, Z17 DTL, 59 KW(DELPHI) Comments: DELPHI A/C | 02/03 → | MD-423 | MD-9382 | MD-381 | MS-6161 | |
| 1700 DTECO4,Y17DITE,55 KW(DELPHI) | 02/00 → 07/01 | MD-423 | MD-9382 | MD-381 | MS-6161 | |
| 1700 DTI, Y17DIT/DT ,55 KW, (Behr) | 02/00 → 07/01 | MD-423 | MD-9382 | MD-381 | MS-6160 | |
| | 08/01 → | MD-423 | MD-8052 | MD-381 | MS-6160 | |
| 1700 TD, X17 DTL, 50 KW (Behr) | 02/98 → 08/00 | SP-935 | MD-9382 | MD-381 | MS-6160 | |
| 1700 TD, X17 DTL, 50 KW (DELPHI) | 02/98 → 08/00 | SP-935 | MD-9382 | MD-381 | MS-6161 | |
| 1700DTECO4,Y17DITE,55KW(DELPHI) | 08/01 → | MD-423 | MD-8052 | MD-381 | MS-6161 | |
| 1800 16V, Z 18 XE,92 KW Comments: From motor no. 20V00605 | 10/00 → | SP-1275 | MD-9382 | SP-2060 | MS-6161 | |
| | 10/00 → | MD-335 | MD-9382 | SP-2060 | MS-6161 | |
| Comments: Up to motor no. 20V00604 | | | | | | |
| 1800i 16V, 85 KW (Behr) Comments: With Delphi A/C | 02/98 → 12/00 | MD-335 | MD-9382 | SP-2060 | MS-6160 | |
| 1800i 16V, 85 KW (DELPHI) | 02/98 → 09/00 | MD-335 | MD-9382 | SP-2060 | MS-6161 | |
| 2000 16V OPC,141KW | 02/02 → | SP-1275 | MD-9382 | SP-2060 | MS-6160 | |
| 2000 DTI 16V, X/Y 20 DTH,74 KW | 08/99 → 07/01 | MD-337 | MD-9382 | MD-381 | MS-6161 | |
| | 08/01 → | MD-337 | MD-8102 | MD-381 | MS-6161 | |
| 2000DI (TD), X/Y 20 DTL, 60 KW | 02/98 → 07/01 | MD-337 | MD-9382 | MD-381 | MS-6161 | |
| | 08/01 → | MD-337 | MD-8102 | MD-381 | MS-6161 | |
| 2000i 16V T, Z20 LET,139KW (Behr) | 08/02 → 09/01 | SP-935 | MD-9382 | SP-2060 | MS-6160 | |
| 2000i 16V T, Z20 LET,139KW (DELPHI) | 08/02 → 09/01 | SP-935 | MD-9382 | SP-2060 | MS-6161 | |
| 2000i 16V T, Z20LET,140KW (Behr) | 08/01 → | SP-1275 | MD-9382 | SP-2060 | MS-6160 | |
| 2000i 16V T, Z20LET,140KW(DELPHI) | 08/01 → | SP-1275 | MD-9382 | SP-2060 | MS-6161 | |
| 2000i 16V, 100 KW (Behr) | 02/98 → | SP-935 | MD-9382 | SP-2060 | MS-6160 | |
| Comments: With Behr A/C | | | | | | |
| 2000i 16V, 100 KW (DELPHI) | 02/98 → | SP-935 | MD-9382 | SP-2060 | MS-6161 | |
| Comments: With Delphi A/C | | | | | | |
| 2000i OPC 16V,X 20 XER, 118 KW (Behr) Comments: With Behr A/C | 11/99 → 07/01 | SP-935 | MD-9382 | SP-2060 | MS-6160 | |
| 2000i OPC 16V,X20 XER,118 KW(DELPHI) Comments: With Delphi A/C | 11/99 → 07/01 | SP-935 | MD-9382 | SP-2060 | MS-6161 | |
| 2000i OPC, Z20 ZET, 141 KW (Behr) | 08/02 → | SP-935 | MD-9382 | SP-2060 | MS-6160 | |
| 2000i OPC, Z20 ZET, 141 KW (DELPHI) | 08/02 → | SP-935 | MD-9382 | SP-2060 | MS-6161 | |
| 2000i OPC16V T, Z20LET,147KW(DELPHI) | 11/02 → | SP-1275 | MD-9382 | SP-2060 | MS-6161 | |
| 2000iOPC16V T, Z20LET,147KW(Behr) | 11/02 → | SP-1275 | MD-9382 | SP-2060 | MS-6160 | |
| 2200 16V, Z 22 SE,108 KW, (Behr) | 03/00 → | MD-463 | MD-8024 | SP-2060 | MS-6160 | |
| 2200 16V, Z 22 SE,108 KW, (DELPHI) | 03/00 → | MD-463 | MD-8024 | SP-2060 | MS-6161 | |
| 2200 DTI 16V, Y 22 DTR 92 KW (Behr) Comments: BEHR A/C | 09/02 → | MD-337 | MD-8052 | MD-381 | MS-6160 | |
| 2200DTI 16V,Y22 DTR92KW(DELPHI) Comments: DELPHI A/C | 09/02 → | MD-337 | MD-8052 | MD-381 | MS-6161 | |

Astra H (04-)

| | | | | | | |
|--|---------------|------------------|---------|--------|---------|--|
| 1200 16V, Z12XEP, 59 KW | 08/05 → | MD-619 MD-349 | MD-9382 | | MS-6161 | |
| Comments: MD-619: From engine no. 19MA9235, MD-349: Up to engine no. 19MA9234. | | | | | | |
| 1300 CDTi, Z13DTH, 66 KW | 04/05 → | MD-547 MD-537 | MD-8102 | MD-577 | MS-6161 | |
| Comments: MD-547: UFI housing, MD-537: Purflux housing. | | | | | | |
| 1400 16V, Z14XEL, 55 KW | 03/04 → 10/04 | MD-619 MD-349 | MD-9382 | | MS-6161 | |
| Comments: MD-619: From engine no. 19MA9235, MD-349: Up to engine no. 19MA9234. | | | | | | |
| 1400 16V, Z14XEP, 66 KW | 03/04 → 10/04 | MD-619 MD-349 | MD-9382 | | MS-6161 | |
| Comments: MD-619: From engine no. 19MA9235, MD-349: Up to engine no. 19MA9234. | | | | | | |
| 1600 16V Turbo, Z16LET, 132 KW | 02/07 → | MD-619 | MD-8156 | | MS-6161 | |
| 1600 16V, Z16XEP/Z16XE1, 77 KW | 03/04 → | SP-1275 | MD-9382 | | MS-6161 | |
| 1600 16V, Z16XER, 85 KW | 02/07 → | MD-619 | MD-9382 | | MS-6161 | |
| 1700 CDTi, A17DTR/Z17DTR, 92 KW | 02/07 → | MD-423 | MD-8156 | MD-381 | MS-6161 | |

OPEL (VAUXHALL)

Astra H (04-)

| | | | | | | |
|------------------------------------|---------------|---------|---------|--------|---------|--|
| 1700 CDTi, Z17DTH, 74 KW | 03/04 → 02/07 | MD-423 | MD-8102 | MD-381 | MS-6161 | |
| 1700 CDTi, Z17DTJ, 81 KW | 02/07 → | MD-655 | MD-8156 | MD-381 | MS-6161 | |
| 1700 CDTi, Z17DTL, 59 KW | 03/04 → | MD-423 | MD-8102 | MD-381 | MS-6161 | |
| 1800 16V, Z18XE, 92 KW | 03/04 → 02/07 | SP-1275 | MD-9382 | | MS-6161 | |
| 1800 16V, Z18XER, 103 KW | 09/05 → | MD-619 | MD-9382 | | MS-6161 | |
| 1900 CDTi, Z19DT/DTJ, 88 KW | 09/04 → | MD-515 | MD-8156 | MD-577 | MS-6161 | |
| 1900 CDTi, Z19DTH, 110 KW | 09/04 → | MD-515 | MD-8156 | MD-577 | MS-6161 | |
| 1900 CDTi, Z19DTL, 74 KW | 09/05 → | MD-515 | MD-8156 | MD-577 | MS-6161 | |
| 2000 16V Turbo OPC, Z20LEH, 177 KW | 11/05 → | SP-1275 | MD-9382 | | MS-6161 | |
| 2000 16V Turbo, Z20LEL, 125 KW | 09/04 → 02/07 | SP-1275 | MD-9382 | | MS-6161 | |
| 2000 16V Turbo, Z20LER, 147 KW | 09/04 → | SP-1275 | MD-9382 | | MS-6161 | |

Astra J (09-)


| | | | | | | |
|-------------------------------------|---------|--------|---------|--------|---------------------|--|
| 1300 CDTi, A13DTE, 70 KW | 11/09 → | MD-637 | MD-8538 | MD-653 | MS-6398 MS-6398C | |
| 1400 16V Turbo, A14NEL, 88 KW | 10/10 → | MD-619 | MD-8538 | | MS-6398 MS-6398C | |
| 1400 16V Turbo, A14NET, 103 KW | 11/09 → | MD-619 | MD-8538 | | MS-6398 MS-6398C | |
| 1400 16V, A14XEL, 64 KW | 11/09 → | MD-619 | MD-8530 | | MS-6398 MS-6398C | |
| 1400 16V, A14XER, 74 KW | 11/09 → | MD-619 | MD-8530 | | MS-6398 MS-6398C | |
| 1600 16V SIDI Turbo, A16XHT, 125 KW | 01/13 → | | MD-8538 | | MS-6398 MS-6398C | |
| 1600 16V Turbo, A16LET, 132 KW | 11/09 → | MD-619 | MD-8538 | | MS-6398 MS-6398C | |
| 1600 16V, A16XER, 85 KW | 11/09 → | MD-619 | MD-8530 | | MS-6398 MS-6398C | |
| 1600 CDTi, B16DTH, 100 KW | 04/13 → | | MD-8538 | MD-653 | MS-6398 MS-6398C | |
| 1700 CDTi, A17DTL, 74 KW | 11/09 → | MD-655 | MD-8538 | MD-653 | MS-6398 MS-6398C | |
| 1700 CDTi, A17DTS, 96 KW | 09/11 → | MD-655 | MD-8538 | MD-653 | MS-6398 MS-6398C | |
| 1700 CDTi, A17DTJ, 81 KW | 11/09 → | MD-655 | MD-8538 | MD-653 | MS-6398 MS-6398C | |
| 1700 CDTi, A17DTR, 92 KW | 11/09 → | MD-655 | MD-8538 | MD-653 | MS-6398 MS-6398C | |
| 2000 16V Turbo OPC, A20NFT, 206 KW | 04/12 → | | | | MS-6398 MS-6398C | |
| 2000 CDTi A20DTH, 121 KW | 06/11 → | MD-699 | MD-8538 | MD-653 | MS-6398 MS-6398C | |
| 2000 CDTi BiTurbo, A20DTR, 143 KW | 10/12 → | MD-699 | MD-8538 | MD-653 | MS-6398 MS-6398C | |
| 2000 CDTi, A20DTH, 118 KW | 11/09 → | MD-699 | MD-8538 | MD-653 | MS-6398 MS-6398C | |

Belmont (85-91)

| | | | | | | |
|---------------------|---------------|--------|---------|---------|--|--|
| 1300, 13S, 55 KW | 09/85 → 08/91 | SP-942 | MD-156 | | | |
| 1600 D, 16DA, 40 KW | 09/85 → 08/91 | SP-900 | MD-9406 | SP-967 | | |
| 1600 S, 16SH, 60 KW | 01/89 → 12/91 | SP-935 | | | | |
| 1600, 16 SH, 66 KW | 09/85 → 08/91 | SP-935 | MD-156 | | | |
| 1800i, 18SE, 85 KW | 09/85 → 08/91 | SP-935 | MD-9026 | SP-2024 | | |

Blitz (30-81)

| | | | | | | |
|-------------|---------------|--------|--|--------|--|--|
| 1800 | 01/70 → 05/81 | SP-942 | | FF-009 | | |
| 2100D BOSCH | 09/75 → 09/78 | SP-916 | | SP-966 | | |
| 2100D CAV | 01/69 → 12/74 | SP-916 | | MD-093 | | |
| 2300 | 01/70 → 05/81 | SP-942 | | FF-009 | | |
| 2300D BOSCH | 01/70 → 05/81 | SP-916 | | SP-966 | | |
| 2300D CAV | 01/70 → 09/75 | SP-916 | | MD-093 | | |

|  |  |  OIL |  AIR |  FUEL |  CABIN |  OTHER |
|---|--|--|--|---|--|--|
| OPEL (VAUXHALL) | | | | | | |
| Brava (88-) | | | | | | |
| 2200 Diesel, Isuzu C223 | 07/88 → 09/96 | SP-914 | MD-102 | SP-970 | | |
| 2300 4x4, Isuzu 4ZD1, 69 KW | 06/90 → 08/94 | SP-934 | MD-102 | | | |
| | 06/90 → 08/94 | SP-934 | MD-102 | SP-2024 | | |
| Comments: SP-2024: With injection system | | | | | | |
| 2300, Isuzu 4ZD1, 66 KW | 07/88 → | SP-934 | MD-102 | | | |
| 2300, Isuzu 4ZD1, 72 KW | 08/94 → 09/96 | SP-934 | MD-102 | | | |
| | 06/95 → | SP-934 | MD-102 | SP-2024 | | |
| Comments: SP-2024: With injection system | | | | | | |
| 2500 Diesel, Isuzu 4JA1, 56 KW | 01/90 → 06/94 | SP-862 | MD-5110 | SP-902 | | |
| 2500 Turbodiesel, Isuzu 4JA1T/4FD1, | 06/95 → | SP-1009 | | SP-970 | | |
| 3100 Turbodiesel, Isuzu 4JG2T | 06/96 → | SP-1009 | | SP-970 | | |
| Calibra (90-97) | | | | | | |
| 2000i 16 V, X 20 XEV (4WD), 100 KW | 02/94 → 08/97 | SP-935 | MD-9134 | SP-2024 | MS-6105 | |
| 2000i 16 V, X 20 XEV, 100 KW | 02/94 → 08/97 | SP-935 | MD-9134 | SP-2024 | MS-6105 | |
| 2000i Turbo 16 V, 150 KW | 03/92 → 08/97 | SP-935 | MD-9134 | SP-2024 | MS-6105 | |
| 2000i, 16 V, C 20 XE (4WD), 110 KW | 06/90 → 02/94 | SP-935 | MD-9134 | SP-2024 | MS-6105 | |
| 2000i, 16 V, C 20 XE, 110 KW | 06/90 → 02/94 | SP-935 | MD-9134 | SP-2024 | MS-6105 | |
| 2000i, C 20NE (4WD), 85 KW | 06/90 → 08/97 | SP-935 | MD-9134 | SP-2024 | MS-6105 | |
| 2000i, C 20NE, 85 KW | 06/90 → 08/97 | SP-935 | MD-9134 | SP-2024 | MS-6105 | |
| 2500i V6, C 25 XE | 04/93 → 08/97 | SP-935 | MD-9134 | SP-2024 | MS-6105 | |
| Campo (90-) | | | | | | |
| 2200 D (TFR/TFS52), C223, 39 KW | 08/91 → 09/96 | SP-840 | MD-9828 | SP-970 | | |
| 2300, 4 ZD1, 69 KW | 08/91 → 08/94 | SP-937 | MD-102 | FF-009 | | |
| 2300, 4 ZD1, 72 KW | 08/94 → 09/96 | SP-911 | MD-102 | | | |
| 2500 DTI, 4JA1T, 74 KW | 09/01 → | | | SP-970 | | |
| 2500 TD, 4JA1T, 56 KW | 07/94 → | SP-1009 | MD-5110 | SP-970 | | |
| 3100 TD, 4JG2T, 80 KW | 12/92 → | SP-1009 | | SP-970 | | |
| Carlton (78-94) | | | | | | |
| 1800 S, 18S, 65 KW | 12/82 → 08/86 | SP-935 | | | | |
| | 12/82 → 05/85 | SP-935 | MD-9074 | | | |
| 1800 S, 18S, 66 KW | 11/82 → 08/86 | SP-935 | MD-9074 | | | |
| 1800 S, 18SV, 66 KW | 09/86 → 03/94 | SP-935 | MD-9074 | SP-2024 | | |
| 1800, 18NV, 60 KW | 09/86 → 08/87 | SP-935 | MD-9074 | | | |
| 1800, E18NVR, 65 KW | 09/86 → 03/94 | SP-935 | MD-156 | | | |
| 1800i, 18SEH, 85 KW | 09/86 → 03/94 | SP-935 | MD-9052 | SP-2024 | | |
| 2000 S, C20NEJ, 74 KW | 10/78 → 08/86 | SP-942 | | SP-2024 | | |
| 2000, C20NE, 85 KW | 09/86 → 03/94 | SP-935 | MD-9052 | SP-2024 | | |
| 2000, C20NEF, 74 KW | 09/90 → 03/94 | SP-935 | MD-9052 | SP-2024 | | |
| 2000, C20NEJ, 73 KW | 09/90 → 03/94 | SP-935 | MD-9052 | SP-2024 | | |
| 2000i, 20E, 81 KW | 01/83 → 12/84 | SP-942 | MD-9018 | SP-2024 | | |
| 2000i, 20SE, 90 KW | 09/86 → 03/94 | SP-935 | MD-9052 | SP-2024 | | |
| 2200, 22E, 85 KW | 11/84 → 08/86 | SP-942 | MD-9018 | SP-2024 | | |
| 2300 D, 23D, 52 KW | 05/83 → 08/86 | SP-916 | MD-9406 | SP-966 | | |
| 2300 D, 23YD, 54 KW | 09/86 → 03/94 | SP-916 | | SP-966 | | |
| 2300 TD Intercooler, 23DTR, 74 KW | 08/88 → 03/94 | SP-987 | MD-9406 | SP-906 | | |
| 2300 TD, 23YDT, 66 KW | 10/86 → 08/88 | SP-987 | MD-9406 | SP-966 | | |
| 2400i, C24NE, 92 KW | 09/88 → 03/94 | | | SP-2024 | | |
| 2600i, C26NE, 110 KW | 09/90 → 03/94 | SP-976 | | SP-2024 | | |
| 3000 24V Twin Turbo Lotus, C36GET, 277 KW | 08/90 → 09/93 | | | SP-2024 | | |
| 3000 24V, C30SEJ, 147 KW | 09/89 → 03/94 | SP-976 | | SP-2024 | | |
| 3000, C30LE, 115 KW | 03/87 → 12/87 | SP-976 | | SP-2024 | | |
| 3000, C30NE, 130 KW | 03/87 → 03/94 | SP-976 | | SP-2024 | | |
| | 03/88 → 03/94 | SP-976 | | SP-2024 | | |
| 3000, C30SE, 150 KW | 01/90 → 03/84 | SP-976 | | SP-2024 | | |
| Cascada (13-) | | | | | | |
| 1400 16V Turbo, A14NEL, 88 KW | 02/13 → | MD-619 | MD-8538 | | MS-6398 | |
| | | | | | MS-6398C | |
| 1400 16V Turbo, A14NET, 103 KW | 02/13 → | MD-619 | MD-8538 | | MS-6398 | |
| | | | | | MS-6398C | |

OPEL (VAUXHALL)

Cascada (13-)

| | | | | | |
|-------------------------------------|---------|--------|---------|--------|---------------------|
| 1600 16V SIDI Turbo, A16XHT, 125 KW | 02/13 → | | MD-8538 | | MS-6398 MS-6398C |
| 1600 16V SIDI Turbo, A16XHT, 147 KW | 09/13 → | | MD-8538 | | MS-6398 MS-6398C |
| 2000 CDTi BiTurbo, A20DTR, 143 KW | 02/13 → | MD-699 | MD-8538 | MD-653 | MS-6398 MS-6398C |
| 2000 CDTi, A20DTH, 121 KW | 02/13 → | MD-699 | MD-8538 | MD-653 | MS-6398 MS-6398C |

Cavalier (75-95)

| | | | | | |
|---------------------|---------------|--------|---------|---------|--|
| 1300, 13S, 55 KW | 09/81 → 09/85 | SP-942 | MD-156 | | |
| | 10/85 → 08/88 | SP-935 | MD-156 | | |
| 1400, 14NV, 55 KW | 09/88 → 11/95 | SP-935 | MD-156 | SP-2024 | |
| 1600 D, 16DA, 40 KW | 03/82 → 08/88 | SP-900 | MD-9406 | SP-967 | |
| 1600 N, 16N, 44 KW | 08/75 → 08/81 | SP-942 | MD-156 | | |
| 1600 N, 44 KW | 03/75 → 08/75 | SP-942 | MD-156 | | |
| 1600 S, 16S, 55 KW | 10/75 → 08/81 | SP-942 | MD-156 | | |
| 1600, 16SH, 66 KW | 09/81 → 08/88 | SP-935 | MD-156 | | |
| 1600, 16SV, 60 KW | 09/88 → 12/89 | SP-935 | MD-156 | | |

Comments: MD-156: Chassis no. to L100123+L5000000







| | | | | | |
|-----------------------------|---------------|---------|---------|---------|--|
| | 01/90 → 11/95 | SP-935 | MD-9134 | | |
| 1600i, X16SZ, 52 KW | 09/93 → 11/95 | SP-935 | MD-9134 | SP-2024 | |
| 1700 D Cat, 17DR, 44 KW | 07/92 → 11/95 | SP-900 | MD-9134 | SP-966 | |
| 1700 D, 17D, 42 KW | 09/88 → 11/95 | SP-900 | MD-9134 | SP-966 | |
| 1700 TD, TC4EE1, 60 KW | 09/88 → 11/95 | SP-1001 | MD-9032 | SP-966 | |
| 1800, C18NZ, 66 KW | 09/88 → 11/95 | SP-935 | MD-9134 | SP-2024 | |
| 1800i, 18E, 85 KW | 09/81 → 08/88 | SP-935 | MD-9020 | SP-2024 | |
| 1800i, 18SE, 82 KW | 09/81 → 08/88 | SP-935 | MD-9020 | SP-2024 | |
| 1900 S, 19S, 66 KW | 10/75 → 03/78 | SP-942 | | | |
| 2000 16V 4x4, C20XE, 110 KW | 09/88 → 11/95 | SP-935 | MD-9134 | SP-2094 | |
| 2000 16V, 115 KW | 09/88 → 11/95 | SP-935 | MD-9134 | SP-2094 | |
| 2000 16V, C20XE, 110 KW | 09/88 → 11/95 | SP-935 | MD-9134 | SP-2024 | |
| 2000 16V, X20XE, 100 KW | 03/93 → 11/95 | SP-935 | MD-9134 | SP-2024 | |
| 2000 4x4, 20SEH, 95 KW | 09/88 → 11/95 | SP-935 | MD-9134 | SP-2024 | |
| 2000 S, 20S, 74 KW | 03/78 → 08/81 | SP-942 | | | |
| 2000 Turbo, C20LET, 150 KW | 06/92 → 11/94 | SP-935 | MD-9134 | SP-2024 | |
| 2000i, 20NE, 85 KW | 09/86 → 08/88 | SP-935 | MD-9020 | SP-2024 | |
| 2000i, 20SEH, 95 KW | 09/88 → 11/95 | SP-935 | MD-9134 | SP-2024 | |
| | 03/87 → 08/88 | SP-935 | MD-9020 | SP-2024 | |
| 2000i, C20NE, 85 KW | 09/88 → 11/95 | SP-935 | MD-9134 | SP-2024 | |
| 2500 V6, C25XE, 125 KW | 02/93 → 11/95 | SP-935 | MD-9134 | SP-2024 | |

Cavalier Sedan (81-88)

| | | | | | |
|---------------------------|---------------|--------|---------|---------|--|
| 1300N, 13N, 44 KW | 09/81 → 09/85 | SP-942 | MD-156 | | |
| | 10/85 → 08/88 | SP-935 | MD-156 | | |
| 1600i (KAT), C16NZ, 55 KW | 08/86 → 08/88 | SP-935 | MD-156 | | |
| 1600i, E16NZ, 55 KW | 08/86 → 08/88 | SP-935 | MD-156 | | |
| 1600N, 16N, 55 KW | 09/81 → 08/88 | SP-935 | MD-156 | | |
| 1800 (KAT), C18NE, 74 KW | 01/85 → 08/86 | SP-935 | MD-9020 | SP-2024 | |
| 1800, E18NV, 62 KW | 08/86 → 08/88 | SP-935 | MD-156 | | |
| 1800i, 82 KW | 03/85 → 10/88 | SP-935 | MD-9020 | SP-2024 | |
| 2000i, 20SE, 90 KW | 09/86 → 10/88 | SP-935 | MD-9020 | SP-2024 | |

Combo A (94-01)

| | | | | | |
|---|---------------|--------|---------|---------|--------------------|
| 1200, Eng: C12NZ, 33 KW | 07/94 → 08/01 | SP-935 | MD-9258 | SP-2060 | MS-6103 MS-6105 |
| Comments: MS-6105: With air-condition system. | | | | | |
| 1400 16V Eng: X14SE, 66 KW | 08/99 → 10/01 | SP-935 | MD-9258 | SP-2060 | MS-6103 MS-6105 |
| Comments: MS-6105: With air-condition system. | | | | | |
| 1400, Eng: C14NZ, X14SZ, 44 KW | 07/94 → 08/01 | SP-935 | MD-9258 | SP-2060 | MS-6103 MS-6105 |
| Comments: MS-6105: With air-condition system. | | | | | |

|  |  |  OIL |  AIR |  FUEL |  CABIN |  OTHER |
|---|--|--|--|---|--|--|
| OPEL (VAUXHALL) | | | | | | |
| Combo A (94-01) | | | | | | |
| 1400, Eng: C14SE, 60 KW | 07/94 → 08/01 | SP-935 | MD-9258 | SP-2060 | MS-6103 | MS-6105 |
| Comments: MS-6105: With air-condition system. | | | | | | |
| 1700 D Eng: X17D, 44 KW | 07/94 → 08/01 | | MD-9260 | SP-966 | MS-6103 | MS-6105 |
| Comments: MS-6105: With air-condition system. | | | | | | |
| Combo B (01-) | | | | | | |
| 1300 CDTI, Z13 DT, 51 KW | 06/04 → 01/06 | MD-537 MD-547 | MD-8168 | MD-577 | MS-6224 | MS-6224C |
| Comments: MD-547: UFI housing, MD-537: Purflux housing. | | | | | | |
| 1300 CDTI, Z13 DTJ, 55 KW | 12/05 → | MD-537 MD-547 | MD-8168 | MD-577 | MS-6224 | MS-6224C |
| Comments: MD-547: UFI housing, MD-537: Purflux housing. | | | | | | |
| 1400 16V, Z14 XEP, 66 KW | 06/04 → | MD-619 MD-349 | MD-9732 | SP-2060 | MS-6224 | MS-6224C |
| Comments: MD-619: From engine no. 19MA9235, MD-349: Up to engine no. 19MA9234. | | | | | | |
| 1600 CNG, Z16 YNG, 71 KW | 06/05 → | SP-1275 | MD-9732 | SP-2060 | MS-6224 | MS-6224C |
| 1600, Z16 SE, 64 KW | 09/01 → 08/04 | SP-935 | MD-9732 | SP-2060 | MS-6224 | MS-6224C |
| 1700 CDTI, Z17DH, 74 KW | 06/04 → | MD-423 | MD-8168 | MD-381 | MS-6224 | MS-6224C |
| 1700 DI, Y17 DLT, 48 KW | 09/01 → 08/04 | MD-423 | MD-9732 | MD-381 | MS-6224 | MS-6224C |
| 1700 DTI, Y17DT, 55 KW | 09/01 → 08/04 | MD-423 | MD-8168 | MD-381 | MS-6224 | MS-6224C |
| Combo D (12-) | | | | | | |
| 1300 CDTi, A13FD, 66 KW | 02/12 → | MD-637 | MD-8524 | | MS-6380 | MS-6339 |
| Comments: MS-6380: For Left Hand Drive vehicles, MS-6339: For Right Hand Drive vehicles. | | | | | | |
| 1400 CNG, A14FC, 88 KW | 02/12 → | SP-1001 | | | MS-6380 | MS-6339 |
| Comments: MS-6380: For Left Hand Drive vehicles, MS-6339: For Right Hand Drive vehicles. | | | | | | |
| 1400, A14FP, 70 KW | 02/12 → | SP-1001 | | | MS-6380 | MS-6339 |
| Comments: MS-6380: For Left Hand Drive vehicles, MS-6339: For Right Hand Drive vehicles. | | | | | | |
| 1600 CDTi, A16FDH, 77 KW | 02/12 → | MD-637 MD-669 | MD-8206 | | MS-6380 | MS-6339 |
| Comments: MD-637: For vehicles without start/stop system, MD-669: For vehicles with start/stop system, MS-6380: For Left Hand Drive vehicles, MS-6339: For Right Hand Drive vehicles. | | | | | | |
| 1600 CDTi, A16FDL, 66 KW | 02/12 → | MD-637 MD-669 | MD-8206 | | MS-6380 | MS-6339 |
| Comments: MD-637: For vehicles without start/stop system, MD-669: For vehicles with start/stop system, MS-6380: For Left Hand Drive vehicles, MS-6339: For Right Hand Drive vehicles. | | | | | | |
| 2000 CDTi, A20FD, 99 KW | 02/12 → | MD-669 | MD-8206 | | MS-6380 | MS-6339 |
| Comments: MS-6380: For Left Hand Drive vehicles, MS-6339: For Right Hand Drive vehicles. | | | | | | |
| Commodore A (67-72) | | | | | | |
| 2500, 85 KW | 08/67 → 12/71 | SP-829 | | | | |
| 2800, 107 KW | 05/70 → 01/72 | SP-824 | | | | |
| Commodore B (72-78) | | | | | | |
| 2500H/2800H, 85 KW | 01/72 → 07/78 | SP-829 | | | | |
| 2500S/2800S, 96-103 KW | 01/72 → 07/78 | SP-829 | MD-162 | | | |
| 2800GSE, 118 KW | 01/72 → 07/73 | SP-829 | | | | |
| Commodore C (78-82) | | | | | | |
| 2500E 96KW | 01/82 → 12/82 | SP-864 | MD-9048 | SP-2024 | | |
| | 09/80 → 12/81 | SP-864 | MD-9048 | SP-2001 | | |
| 2500S 85KW | 08/77 → 12/81 | SP-864 | MD-162 | | | |
| Corsa A (82-93) | | | | | | |
| 1000 33KW | 08/81 → 03/93 | SP-942 | MD-158 | FF-010 | | |
| 1200 33KW | 08/81 → 10/86 | SP-942 | MD-158 | FF-010 | | |

OPEL (VAUXHALL)

Corsa A (82-93)

| | | | | | | |
|---------------------------|---------------|--------|---------|---------|--|--|
| 1200i 33KW | 01/85 → 08/89 | SP-935 | MD-156 | SP-2024 | | |
| | 09/89 → 03/93 | SP-935 | MD-156 | SP-2024 | | |
| 1200i 33KW teilweise/some | 09/89 → 03/93 | | MD-158 | | | |
| 1200i 38KW | 01/90 → 03/93 | SP-935 | MD-156 | SP-2024 | | |
| 1200S 40KW | 08/81 → 09/85 | SP-942 | MD-158 | FF-010 | | |
| | 10/85 → 08/89 | SP-935 | MD-156 | FF-010 | | |
| 1200S 43KW | 09/81 → 09/85 | SP-942 | MD-158 | FF-010 | | |
| | 10/85 → 12/86 | SP-935 | MD-156 | FF-010 | | |
| 1300i 44KW | 10/85 → 03/93 | SP-935 | MD-156 | SP-2024 | | |
| 1300i 51KW | 08/81 → 09/85 | SP-942 | MD-9020 | SP-2024 | | |
| | 10/85 → 03/93 | SP-935 | MD-9020 | SP-2024 | | |
| 1300N 44KW | 10/85 → 03/93 | SP-935 | MD-156 | FF-010 | | |
| 1300S 51/55KW | 08/81 → 09/85 | SP-942 | MD-156 | FF-010 | | |
| | 10/85 → 03/93 | SP-935 | MD-156 | FF-010 | | |
| 1400i 40-53KW | 09/89 → 03/93 | SP-935 | MD-156 | SP-2024 | | |
| 1400i 60KW | 09/90 → 03/93 | SP-935 | | SP-2024 | | |
| 1500D 37 KW | 11/86 → 03/93 | SP-989 | MD-9032 | SP-966 | | |
| 1500TD | 06/88 → 03/93 | SP-989 | MD-9032 | SP-966 | | |
| 1600i 72/74KW GSI | 03/88 → 03/93 | SP-935 | MD-9114 | SP-2024 | | |

Corsa B (93-00)

| | | | | | | |
|---------------------------|---------------|------------------|---------|---------|---------|--|
| 1000i 40KW | 11/96 → 08/00 | MD-349 MD-619 | MD-9258 | SP-2060 | MS-6103 | |
| | 11/96 → 08/00 | MD-349 MD-619 | MD-9258 | SP-2060 | MS-6105 | |
| Comments: With Diavia A/C | | | | | | |
| 1200i 33KW | 04/92 → 08/00 | SP-935 | MD-9258 | SP-2060 | MS-6105 | |
| 1200i 48KW 16V | 01/98 → 08/00 | MD-349 MD-619 | MD-9258 | SP-2060 | MS-6103 | |
| | 01/98 → 08/00 | MD-349 MD-619 | MD-9258 | SP-2060 | MS-6105 | |
| Comments: With Diavia A/C | | | | | | |
| 1400i 44/66KW | 04/92 → 08/00 | SP-935 | MD-9258 | SP-2060 | MS-6105 | |
| 1500D 37KW | 04/92 → 08/00 | SP-989 | MD-9260 | SP-966 | MS-6105 | |
| 1500TD 49/50KW | 04/92 → 08/00 | SP-989 | MD-9260 | SP-966 | MS-6105 | |
| 1600i 78/80KW | 04/92 → 08/00 | SP-935 | MD-9258 | SP-2060 | MS-6105 | |
| 1700D 44KW | 02/96 → 08/00 | SP-989 | MD-9260 | SP-966 | MS-6103 | |
| | 02/96 → 08/00 | SP-989 | MD-9260 | SP-966 | MS-6105 | |

Corsa C (00-06)

| | | | | | | |
|---|---------------|------------------|---------|---------|---------------------|--|
| 1000 12V, Z10EP/ XEP, 44 KW | 07/03 → 11/06 | MD-349 MD-619 | MD-9732 | SP-2060 | MS-6224 MS-6224C | |
| Comments: MD-619: From engine no. 19M9235, MD-349: Up to engine no. 19MA9234. | | | | | | |
| 1000i 12 V, Z10 XE,43 KW | 09/00 → 11/06 | MD-349 MD-619 | MD-9732 | SP-2060 | MS-6224 MS-6224C | |
| Comments: MD-619: From engine no. 19M9235, MD-349: Up to engine no. 19MA9234. | | | | | | |
| 1200 16V, Z12XE, 55 KW | 09/00 → 08/04 | MD-619 MD-349 | MD-9732 | SP-2060 | MS-6224 MS-6224C | |
| Comments: MD-619: From engine no. 19M9235, MD-349: Up to engine no. 19MA9234. | | | | | | |
| 1200 16V, Z12XEP, 59 KW | 07/04 → 01/07 | MD-349 | MD-9732 | SP-2060 | MS-6224 MS-6224C | |
| Comments: MD-349: Up to engine no. 19MA9234. | | | | | | |
| | 02/07 → 06/07 | MD-619 | MD-9732 | SP-2060 | MS-6224 MS-6224C | |
| Comments: MD-619: From engine no. 19M9235. | | | | | | |
| 1300 CDTi, Z13DT, 51 KW | 09/03 → 11/06 | MD-547 MD-537 | MD-8168 | MD-577 | MS-6224 MS-6224C | |
| Comments: MD-547: UFI housing, MD-537: Purflux housing. | | | | | | |
| 1400 16V, Z14XE, 66 KW | 09/00 → 11/06 | SP-1275 | MD-9732 | SP-2060 | MS-6224 MS-6224C | |

OPEL (VAUXHALL)

Corsa C (00-06)

| | | | | | | |
|--|---------------|-------------------|---------|---------|---------------------|--|
| 1400 16V, Z14XEP, 66 KW | 07/03 → 01/07 | MD-349 | MD-9732 | SP-2060 | MS-6224 MS-6224C | |
| Comments: MD-349: Up to engine no. 19MA9234. | | | | | | |
| | 02/07 → 04/07 | MD-619 | MD-9732 | SP-2060 | MS-6224 MS-6224C | |
| Comments: MD-619: From engine no. 19M9235. | | | | | | |
| 1600 CNG, Y16YNG/Z16YNG, 69 KW | 05/03 → 11/06 | SP-1275 | MD-9732 | | MS-6224 MS-6224C | |
| 1700 CDTi, Z17DTH, 74 KW | 09/03 → 11/06 | MD-423 | MD-8168 | MD-381 | MS-6224 MS-6224C | |
| 1700 DI, Y17DTL, 48 KW | 09/00 → 11/06 | MD-423 | MD-9732 | MD-381 | MS-6224 MS-6224C | |
| 1700 DTi, Y17DT, 55 KW | 09/00 → 11/06 | MD-423 | MD-8168 | MD-381 | MS-6224 MS-6224C | |
| 1800 GSI, Z18XE, 92 KW | 09/00 → 11/06 | MD-335 SP-1275 | MD-9732 | SP-2060 | MS-6224 MS-6224C | |

Comments: MD-335: Up to engine no. 20V00604, SP-1275: From engine no. 20V00605.

Corsa Combo (94-00)

| | | | | | | |
|--------------------|---------------|--------|---------|---------|---------|--|
| 1200i, 33 KW | 07/94 → 11/00 | SP-935 | MD-9258 | SP-2060 | MS-6105 | |
| Comments: With A/C | | | | | | |
| 1200i, 48 KW | 07/94 → 11/00 | SP-935 | MD-9258 | SP-2060 | MS-6103 | |
| 1400i, 44 KW | 07/94 → 11/00 | SP-935 | MD-9258 | SP-2060 | MS-6105 | |
| Comments: With A/C | | | | | | |
| 1400i, 66 KW | 07/94 → 11/00 | SP-935 | MD-9258 | SP-2060 | MS-6103 | |
| 1700D, 44 KW | 07/94 → 11/00 | SP-989 | MD-9260 | SP-966 | MS-6103 | |
| | 07/94 → 10/00 | SP-989 | MD-9260 | SP-966 | MS-6105 | |

Comments: With A/C

Corsa D (06-)

| | | | | | | |
|--|---------------|------------------|--------------------|--------------------|---------|--|
| 1000 12V, Z10XEP, 44 KW | 09/06 → 12/09 | MD-619 MD-349 | MD-8308 | | MS-6339 | |
| Comments: MD-619: From engine no. 19MA9235, MD-349: Up to engine no. 19MA9234. | | | | | | |
| 1000 12V, Z10XEP, 48 KW | 04/11 → | MD-619 MD-349 | MD-8308 | | MS-6339 | |
| Comments: MD-619: From engine no. 19MA9235, MD-349: Up to engine no. 19MA9234. | | | | | | |
| 1200 16V, A12XEL, 51 KW | 01/10 → | MD-619 MD-349 | MD-8308 | | MS-6339 | |
| Comments: MD-619: From engine no. 19MA9235, MD-349: Up to engine no. 19MA9234. | | | | | | |
| 1200 16V, A12XER, 63 KW | 01/10 → | MD-619 MD-349 | MD-8308 | | MS-6339 | |
| Comments: MD-619: From engine no. 19MA9235, MD-349: Up to engine no. 19MA9234. | | | | | | |
| 1200 16V, Z12XEP, 59 KW | 09/06 → 12/09 | MD-619 MD-349 | MD-8308 | SP-2060 | MS-6339 | |
| Comments: MD-619: From engine no. 19MA9235, MD-349: Up to engine no. 19MA9234. | | | | | | |
| 1200 LPG, Z12XEP, 63 KW | 06/11 → | MD-619 | MD-8308 | | MS-6339 | |
| 1300 CDTi, 13DTC, Z13DTC, 55 KW | 09/06 → 06/10 | MD-547 MD-537 | MD-8308 MD-8618 | SP-1344 SP-1374 | MS-6339 | |
| Comments: MD-547: UFI Housing, MD-537: Purflux housing, MD-8618: With foam pre-filter, SP-1344: Chassis no. to 96129269, SP-1374: From chassis no. 96129270. | | | | | | |
| 1300 CDTi, A13DTC, Z13DTC, 55 KW | 07/10 → | MD-637 | MD-8308 MD-8618 | SP-1344 | MS-6339 | |
| Comments: MD-637: Engine code A13DTC, MD-8618: With foam pre-filter | | | | | | |
| 1300 CDTi, A13DTE, A13DTR, Z13DTE, 70 KW | 01/10 → | MD-637 | MD-8308 MD-8618 | SP-1374 | MS-6339 | |
| Comments: MD-8618: With foam pre-filter | | | | | | |
| 1300 CDTi, Z13DTH, 66 KW | 09/06 → 07/10 | MD-547 MD-537 | MD-8308 MD-8618 | SP-1344 SP-1374 | MS-6339 | |
| Comments: MD-547: UFI Housing, MD-537: Purflux housing, MD-8618: With foam pre-filter, SP-1344: Chassis no. to 96129269, SP-1374: From chassis no. 96129270. | | | | | | |
| 1400 16V Turbo, A14NEL, 88 KW | 07/12 → | MD-619 | MD-8308 MD-8618 | | MS-6339 | |
| Comments: MD-8618: With foam pre-filter | | | | | | |
| 1400 16V, A14XEL, 64 KW | 01/10 → | MD-619 MD-349 | MD-8308 | | MS-6339 | |
| Comments: MD-619: From engine no. 19MA9235, MD-349: Up to engine no. 19MA9234. | | | | | | |

OPEL (VAUXHALL)

Corsa D (06-)

| | | | | | | |
|-------------------------|---------|------------------|---------|--|---------|--|
| 1400 16V, A14XER, 74 KW | 01/10 → | MD-619 MD-349 | MD-8308 | | MS-6339 | |
|-------------------------|---------|------------------|---------|--|---------|--|

Comments: MD-619: From engine no. 19MA9235, MD-349: Up to engine no. 19MA9234.

| | | | | | | |
|-------------------------|---------------|------------------|---------|--|---------|--|
| 1400 16V, Z14XEP, 66 KW | 09/06 → 12/09 | MD-619 MD-349 | MD-8308 | | MS-6339 | |
|-------------------------|---------------|------------------|---------|--|---------|--|

Comments: MD-619: From engine no. 19MA9235, MD-349: Up to engine no. 19MA9234.

| | | | | | | |
|--------------------------------|---------|--------|--------------------|--|---------|--|
| 1600 16V Turbo, Z16LEL, 110 KW | 09/07 → | MD-619 | MD-8308 MD-8618 | | MS-6339 | |
|--------------------------------|---------|--------|--------------------|--|---------|--|

Comments: MD-8618: With foam pre-filter

| | | | | | | |
|--------------------------------|---------|--------|--------------------|--|---------|--|
| 1600 16V Turbo, Z16LER, 141 KW | 03/07 → | MD-619 | MD-8308 MD-8618 | | MS-6339 | |
|--------------------------------|---------|--------|--------------------|--|---------|--|

Comments: MD-8618: With foam pre-filter

| | | | | | | |
|--------------------------------|---------|--------|--------------------|--|---------|--|
| 1600 16V Turbo, Z16LES, 155 KW | 06/11 → | MD-619 | MD-8308 MD-8618 | | MS-6339 | |
|--------------------------------|---------|--------|--------------------|--|---------|--|

Comments: MD-8618: With foam pre-filter

| | | | | | | |
|---------------------------------|---------|--------|--------------------|--|---------|--|
| 1700 CDTi, A17DTR,Z17DTR, 92 KW | 03/10 → | MD-655 | MD-8308 MD-8618 | | MS-6339 | |
|---------------------------------|---------|--------|--------------------|--|---------|--|

Comments: MD-8618: With foam pre-filter

| | | | | | | |
|--------------------------|---------|--------|--------------------|---------|---------|--|
| 1700 CDTi, A17DTS, 96 KW | 03/10 → | MD-655 | MD-8308 MD-8618 | SP-1374 | MS-6339 | |
|--------------------------|---------|--------|--------------------|---------|---------|--|

Comments: MD-8618: With foam pre-filter

Diplomat (69-78)

| | | | | | | |
|--------------|---------------|--------|--|--|--|--|
| 2800, 121 KW | 03/72 → 08/77 | SP-829 | | | | |
|--------------|---------------|--------|--|--|--|--|

| | | | | | | |
|---------------|---------------|--------|--------|--|--|--|
| 2800i, 121 KW | 03/69 → 08/77 | SP-829 | MD-246 | | | |
|---------------|---------------|--------|--------|--|--|--|

| | | | | | | |
|--------------|---------------|--------|--|--|--|--|
| 5400, 169 KW | 03/69 → 08/77 | SP-804 | | | | |
|--------------|---------------|--------|--|--|--|--|

Frontera (92-)

| | | | | | | |
|---------------------|---------------|--------|---------|---------|--|--|
| 2000i, C20NE, 85 KW | 03/92 → 11/98 | SP-935 | MD-9090 | SP-2024 | | |
|---------------------|---------------|--------|---------|---------|--|--|

| | | | | | | |
|------------------------------|---------------|-------------------|---------|---------|--|--|
| 2200 DTi, X/Y22SE/XE, 100 KW | 03/95 → 08/98 | SP-935 SP-1275 | MD-9090 | SP-2024 | | |
|------------------------------|---------------|-------------------|---------|---------|--|--|

Comments: SP-935: Up to engine no. YV699 999, SP-1275: From engine no. 1V500 001.

| | | | | | | |
|--|---------------|-------------------|---------|---------|--|--|
| | 09/98 → 10/98 | SP-935 SP-1275 | MD-9744 | SP-2024 | | |
|--|---------------|-------------------|---------|---------|--|--|

Comments: SP-935: Up to engine no. YV699 999, SP-1275: From engine no. 1V500 001.

| | | | | | | |
|-------------------------|---------------|--------|---------|--------|--|--|
| 2200 DTi, X22DTH, 85 KW | 10/97 → 08/02 | MD-337 | MD-9744 | MD-381 | | |
|-------------------------|---------------|--------|---------|--------|--|--|

| | | | | | | |
|-------------------------|---------|--------|---------|--------|--|--|
| 2200 DTi, Y22DTi, 88 KW | 09/02 → | MD-337 | MD-9744 | MD-381 | | |
|-------------------------|---------|--------|---------|--------|--|--|

| | | | | | | |
|-----------------------|---------------|--------|---------|--------|--|--|
| 2300 TD, 23DTR, 74 KW | 09/92 → 11/98 | SP-987 | MD-9090 | SP-966 | | |
|-----------------------|---------------|--------|---------|--------|--|--|

| | | | | | | |
|---------------------|---------------|--------|---------|---------|--|--|
| 2400i, C24NE, 92 KW | 03/92 → 11/98 | SP-942 | MD-9090 | SP-2024 | | |
|---------------------|---------------|--------|---------|---------|--|--|

| | | | | | | |
|------------------------|---------------|--------|---------|--------|--|--|
| 2500 TDI, 25TDI, 85 KW | 09/96 → 11/98 | SP-978 | MD-9090 | SP-966 | | |
|------------------------|---------------|--------|---------|--------|--|--|

| | | | | | | |
|--------------------------------|---------------|---------|---------|--------|--|--|
| 2800 TDI, 28TDI (4JB1T), 83 KW | 09/96 → 11/98 | SP-1009 | MD-9090 | SP-966 | | |
|--------------------------------|---------------|---------|---------|--------|--|--|

| | | | | | | |
|---------------------|---------|--------|---------|---------|--|--|
| 3200i, 6VD1, 151 KW | 10/97 → | SP-989 | MD-9744 | SP-2024 | | |
|---------------------|---------|--------|---------|---------|--|--|

GT I (68-73)

| | | | | | | |
|-------------|---------------|--------|--|--------|--|--|
| 1100, 44 KW | 09/68 → 12/70 | SP-942 | | FF-010 | | |
|-------------|---------------|--------|--|--------|--|--|

| | | | | | | |
|-------------|---------------|--------|--------|--------|--|--|
| 1900, 66 KW | 09/68 → 08/73 | SP-942 | MD-128 | FF-010 | | |
|-------------|---------------|--------|--------|--------|--|--|

GT II (07-09)

| | | | | | | |
|----------------------------|---------------|--|--|--|--|--|
| 2000 Turbo, Z20NHH, 194 KW | 03/07 → 12/09 | | | | | |
|----------------------------|---------------|--|--|--|--|--|

Insignia (08-)

| | | | | | | |
|------------------------------------|---------|--------|---------|--|---------------------|--|
| 1400 Turbo EcoFLEX, A14NET, 103 KW | 08/11 → | MD-619 | MD-8598 | | MS-6398 MS-6398C | |
|------------------------------------|---------|--------|---------|--|---------------------|--|

| | | | | | | |
|----------------------------|---------|--------|---------|--|---------------------|--|
| 1600 Turbo, A16LET, 132 KW | 11/08 → | MD-619 | MD-8598 | | MS-6398 MS-6398C | |
|----------------------------|---------|--------|---------|--|---------------------|--|

| | | | | | | |
|---------------------|---------|--------|---------|--|---------------------|--|
| 1600, A16XER, 85 KW | 11/08 → | MD-619 | MD-8460 | | MS-6398 MS-6398C | |
|---------------------|---------|--------|---------|--|---------------------|--|

| | | | | | | |
|----------------------|---------|--------|---------|--|---------------------|--|
| 1800, A18XER, 103 KW | 11/08 → | MD-619 | MD-8460 | | MS-6398 MS-6398C | |
|----------------------|---------|--------|---------|--|---------------------|--|

| | | | | | | |
|--------------------------|---------|--------|---------|--------|---------------------|--|
| 2000 CDTi, A20DTC, 81 KW | 11/08 → | MD-699 | MD-8598 | MD-653 | MS-6398 MS-6398C | |
|--------------------------|---------|--------|---------|--------|---------------------|--|

| | | | | | | |
|---------------------------|---------|--------|---------|--------|---------------------|--|
| 2000 CDTi, A20DTH, 118 KW | 11/08 → | MD-699 | MD-8598 | MD-653 | MS-6398 MS-6398C | |
|---------------------------|---------|--------|---------|--------|---------------------|--|

| | | | | | | |
|--------------------------|---------|--------|---------|--------|---------------------|--|
| 2000 CDTi, A20DTJ, 96 KW | 11/08 → | MD-699 | MD-8598 | MD-653 | MS-6398 MS-6398C | |
|--------------------------|---------|--------|---------|--------|---------------------|--|

OPEL (VAUXHALL)

| Insignia (08-) | | | | | | |
|-------------------------------|---------------|--------|---------|---------|---------------------|--|
| 2000 CDTi, A20DTR, 140 KW | 11/08 → | MD-699 | MD-8598 | MD-653 | MS-6398 MS-6398C | |
| 2000 CDTi, A20DTR, 143 KW | 01/12 → | MD-699 | MD-8598 | MD-653 | MS-6398 MS-6398C | |
| 2000 Turbo, A20NFT, 184 KW | 08/11 → | | MD-8598 | | MS-6398 MS-6398C | |
| 2000 Turbo, A20NHT, 162 KW | 11/08 → 12/10 | | MD-8598 | | MS-6398 MS-6398C | |
| | 01/11 → | | MD-8460 | | MS-6398 MS-6398C | |
| 2800 V6 Turbo, A28NER, 239 KW | 07/09 → | MD-695 | MD-8598 | | MS-6398 MS-6398C | |
| 2800 V6 Turbo, A28NET, 191 KW | 11/08 → | MD-695 | MD-8598 | | MS-6398 MS-6398C | |
| Kadett A (62-65) | | | | | | |
| 1000, 29 KW | 09/62 → 08/65 | SP-942 | | | | |
| 1000, 35 KW | 09/62 → 08/65 | SP-942 | | | | |
| Kadett B (65-73) | | | | | | |
| 1100, 33-44 KW | 08/65 → 06/73 | SP-942 | | FF-010 | | |
| 1200, 44 KW | 08/69 → 06/73 | SP-942 | | FF-010 | | |
| | 08/71 → 08/73 | SP-942 | MD-158 | FF-010 | | |
| Kadett C (73-79) | | | | | | |
| 1000, 29 KW | 07/73 → 07/79 | SP-942 | MD-158 | FF-010 | | |
| 1200, 38-40 KW | 07/73 → 07/79 | SP-942 | MD-158 | FF-010 | | |
| 1600S, 55 KW | 03/77 → 07/79 | SP-942 | MD-156 | FF-010 | | |
| 1900 GTE, 77 KW | 02/75 → 07/79 | SP-942 | | SP-2024 | | |
| 2000E/2000 GTE, 85 KW | 08/77 → 07/79 | SP-942 | MD-9018 | SP-2024 | | |
| Kadett D (79-84) | | | | | | |
| 1000, 39 KW | 09/79 → 09/84 | SP-942 | MD-158 | FF-010 | | |
| 1200, 39-44 KW | 09/79 → 09/84 | SP-942 | MD-158 | FF-010 | | |
| 1300N, 44 KW | 09/79 → 09/84 | SP-942 | MD-158 | FF-010 | | |
| 1300S, 55 KW | 09/79 → 09/84 | SP-942 | MD-156 | FF-010 | | |
| 1600D, 40 KW | 02/81 → 09/84 | SP-900 | MD-9406 | SP-967 | | |
| 1600S, 66 KW | 09/81 → 09/84 | SP-935 | MD-156 | FF-010 | | |
| 1800 GTE, 85 KW | 02/81 → 09/84 | SP-935 | MD-9020 | SP-2024 | | |
| Kadett E (84-94) | | | | | | |
| 1200S/1300N, 40-44 KW | 10/84 → 09/85 | SP-942 | MD-158 | FF-010 | | |
| | 10/85 → 10/90 | SP-935 | MD-158 | FF-010 | | |
| | 10/85 → 10/90 | SP-935 | MD-156 | FF-010 | | |
| 1300i, 44 KW | 10/85 → 10/90 | SP-935 | MD-156 | SP-2024 | | |
| 1300S, 55 KW | 10/84 → 09/85 | SP-942 | MD-156 | FF-010 | | |
| | 10/85 → 10/89 | SP-935 | MD-156 | FF-010 | | |
| 1400, 60 KW | 09/85 → 09/89 | SP-935 | MD-156 | FF-010 | | |
| 1400i, 44 KW | 09/89 → 10/90 | SP-935 | MD-156 | SP-2024 | | |
| 1500TD (Isuzu), 53 KW | 01/89 → 10/90 | SP-937 | MD-9032 | SP-966 | | |
| 1600D, 40 KW | 10/84 → 12/88 | SP-900 | MD-9406 | SP-967 | | |
| 1600i 55KW | 10/85 → 10/90 | SP-935 | MD-156 | SP-2024 | | |
| 1600i 74KW | 03/89 → 10/90 | SP-935 | MD-9026 | SP-2024 | | |
| 1600S, 66 KW | 10/84 → 10/85 | SP-935 | MD-156 | FF-010 | | |
| 1700D, 44 KW | 01/89 → 10/90 | SP-900 | MD-9636 | SP-966 | | |
| 1800 62KW | 08/86 → 10/90 | SP-935 | MD-156 | FF-010 | | |
| 1800 GTE 85 KW | 10/84 → 10/90 | SP-935 | MD-9020 | SP-2024 | | |
| 1800i 66 - 74KW | 08/89 → 10/90 | SP-935 | MD-9052 | SP-2024 | | |
| 1800i 66 - 85KW | 10/84 → 07/90 | SP-935 | MD-9026 | SP-2024 | | |
| 2000i 85 - 96KW GSI | 09/85 → 10/90 | SP-935 | MD-9026 | SP-2024 | | |
| 2000i GSI 16V 110KW | 04/88 → 10/90 | SP-935 | | SP-2024 | | |
| Kadett E Combo (84-94) | | | | | | |
| 1300, 55 KW | 09/85 → 12/89 | SP-935 | | FF-009 | | |
| 1400i, 44 KW | 10/93 → 06/94 | SP-935 | MD-9258 | SP-2060 | | |

|  |  |  OIL |  AIR |  FUEL |  CABIN |  OTHER |
|--|--|--|--|---|--|--|
| OPEL (VAUXHALL) | | | | | | |
| Kadett E Combo (84-94) | | | | | | |
| 1600, 60 KW | 09/85 → 12/89 | SP-935 | | FF-009 | | |
| 1600D, 40 KW | 09/85 → 12/89 | SP-900 | MD-9406 | SP-967 | | |
| 1700D, 44 KW | 10/93 → 06/94 | SP-989 | MD-9260 | SP-966 | | |
| Manta A (70-75) | | | | | | |
| 1200 44 KW | 04/70 → 08/75 | SP-942 | MD-158 | FF-010 | | |
| 1600 44 KW | 04/70 → 08/75 | SP-942 | MD-156 | FF-010 | | |
| 1600N/S 50-59 KW | 04/70 → 08/75 | SP-942 | MD-156 | FF-010 | | |
| 1900 GTE 77KW | 09/72 → 08/75 | SP-942 | MD-9018 | SP-2024 | | |
| Manta B (75-88) | | | | | | |
| 1300N 44KW | 03/79 → 08/85 | SP-942 | MD-158 | FF-010 | | |
| 1300S 55KW | 10/85 → 09/88 | SP-935 | MD-156 | FF-010 | | |
| | 03/79 → 09/85 | SP-942 | MD-156 | FF-010 | | |
| 1600 | 09/75 → 08/81 | SP-942 | MD-156 | FF-010 | | |
| 1800S 66KW | 05/82 → 09/88 | SP-935 | MD-9074 | FF-010 | | |
| 1900E/GTE 77KW | 09/75 → 08/77 | SP-942 | MD-9018 | SP-2024 | | |
| 1900N 55KW | 09/75 → 08/81 | SP-942 | MD-156 | FF-010 | | |
| 1900S 66KW | 09/75 → 08/81 | SP-942 | MD-162 | FF-010 | | |
| 2000 66/74KW | 08/77 → 09/88 | SP-942 | MD-568 | FF-010 | | |
| 2000i 77KW | 08/77 → 09/88 | SP-942 | MD-9018 | SP-2024 | | |
| 2400i 100/106KW | 02/82 → 09/88 | SP-942 | MD-9018 | SP-2024 | | |
| Meriva A (03-10) | | | | | | |
| 1300 CDTI, Y13DT, Z13DT, 51 KW | 07/05 → 01/06 | MD-547 MD-537 | MD-8168 | MD-577 | MS-6278 | |
| Comments: MD-547: UFI housing, MD-537: Purflux housing, MD-577: Chassis no. to 64138771. | | | | | | |
| 1300 CDTI, Z13DTJ, 55 KW | 12/05 → 05/10 | MD-547 MD-537 | MD-8168 | MD-577 | MS-6278 | |
| Comments: MD-547: UFI housing, MD-537: Purflux housing, MD-577: Chassis no. to 64088960. | | | | | | |
| 1400 16V, Z14XEP, 66 KW | 07/04 → 05/10 | MD-619 MD-349 | MD-9732 | SP-2060 | MS-6278 | |
| Comments: MD-619: From engine no. 19MA9235, MD-349: Up to engine no. 19MA9234. | | | | | | |
| 1600 16V Turbo, Z16LET, 132 KW | 02/06 → 05/10 | MD-619 | MD-8168 | SP-2060 | MS-6278 | |
| 1600 16V, Z16XEP, 77 KW | 02/06 → 05/10 | SP-1275 | MD-9732 | SP-2060 | MS-6278 | |
| 1600, Z16SE, 64 KW | 02/03 → 08/04 | SP-1275 | MD-9732 | SP-2060 | MS-6278 | |
| 1600, Z16XEL, 74 KW | 02/03 → 02/06 | SP-1275 | MD-9732 | SP-2060 | MS-6278 | |
| 1700 CDTi, A17DTR, Z17DTR, 92 KW | 11/06 → 04/07 | MD-655 | MD-8168 | | MS-6278 | |
| | 05/07 → 05/10 | MD-655 | | | MS-6278 | |
| 1700 CDTi, Y17DT, 55 KW | 09/03 → 04/07 | MD-423 | MD-8168 | MD-381 | MS-6278 | |
| | 05/07 → 05/10 | MD-423 | | MD-381 | MS-6278 | |
| 1700 CDTi, Z17DTH, 74 KW | 09/03 → 04/07 | MD-423 | MD-8168 | MD-381 | MS-6278 | |
| | 05/07 → 05/10 | MD-423 | | MD-381 | MS-6278 | |
| 1800 16V, Z18XEL, 92 KW | 02/03 → 05/10 | SP-1275 | MD-9732 | SP-2060 | MS-6278 | |
| Meriva B (10-) | | | | | | |
| 1300 CDTi, A13DTC, 55 KW | 05/10 → 06/12 | MD-637 | | MD-653 | MS-6398 MS-6398C | |
| Comments: MS-6398/MS-6398C: Chassis no. to C4999 999. | | | | | | |
| | 07/12 → | MD-637 | | MD-653 | | |
| 1300 CDTi, A13DTE, 70 KW | 05/10 → 06/12 | MD-637 | | MD-653 | MS-6398 MS-6398C | |
| Comments: MS-6398/MS-6398C: Chassis no. to C4999 999. | | | | | | |
| | 07/12 → | MD-637 | | MD-653 | | |
| 1400 LPG, A14NEL, 88 KW | 06/11 → 06/12 | MD-619 | MD-8540 | | MS-6398 MS-6398C | |
| Comments: MS-6398/MS-6398C: Chassis no. to C4999 999. | | | | | | |
| | 07/12 → | MD-619 | MD-8540 | | | |
| 1400, A14NEL, 88 KW | 05/10 → 06/12 | MD-619 | MD-8540 | | MS-6398 MS-6398C | |
| Comments: MS-6398/MS-6398C: Chassis no. to C4999 999. | | | | | | |
| | 07/12 → | MD-619 | MD-8540 | | | |

OPEL (VAUXHALL)

Meriva B (10-)

| | | | | | |
|---|---------------|--------|---------|--------|---------------------|
| 1400, A14NET, 103 KW | 05/10 → 06/12 | MD-619 | MD-8540 | | MS-6398 MS-6398C |
| Comments: MS-6398/MS-6398C: Chassis no. to C4999 999. | | | | | |
| | 07/12 → 06/12 | MD-619 | MD-8540 | | |
| 1400, A14XER, 74 KW | 05/10 → 06/12 | MD-619 | MD-8540 | | MS-6398 MS-6398C |
| Comments: MS-6398/MS-6398C: Chassis no. to C4999 999. | | | | | |
| | 07/12 → | MD-619 | MD-8540 | | |
| 1600 CDT, B16DTH, 100 KW | 04/13 → | | | MD-653 | |
| 1700 CDTi, A17DT, 74 KW | 05/10 → 06/12 | MD-655 | | MD-653 | MS-6398 MS-6398C |
| Comments: MS-6398/MS-6398C: Chassis no. to C4999 999. | | | | | |
| | 07/12 → | MD-655 | | MD-653 | |
| 1700 CDTi, A17DTC, 81 KW | 05/10 → 06/12 | MD-655 | | MD-653 | MS-6398 MS-6398C |
| Comments: MS-6398/MS-6398C: Chassis no. to C4999 999. | | | | | |
| | 07/12 → | MD-655 | | MD-653 | |
| 1700 CDTi, A17DTS, 96 KW | 05/10 → 06/12 | MD-655 | | MD-653 | MS-6398 MS-6398C |
| Comments: MS-6398/MS-6398C: Chassis no. to C4999 999. | | | | | |
| | 07/12 → | MD-655 | | MD-653 | |

Midi/Euro-Midi (84-)

| | | | | | |
|---|---------------|--------|--------|---------|--|
| 1800, 4ZB1, 63 KW | 09/84 → 05/88 | SP-934 | MD-236 | | |
| 1800, 75P (Isuzu 4ZB1) | 02/85 → 08/88 | SP-934 | MD-236 | FF-010 | |
| 2000 Diesel Turbo, 4FG1T Isuzu | 03/88 → 08/92 | SP-934 | | SP-1003 | |
| 2000 Diesel, 55 D | 02/85 → 04/88 | SP-934 | | SP-970 | |
| 2000, 20PET, 62 KW | 06/88 → 08/92 | SP-934 | | | |
| | 06/88 → 08/92 | | MD-236 | | |
| Comments: MD-236: FG.-Nr. / Chassi no. KV663951 | | | | | |
| 2000, Isuzu 4ZC1 | 03/88 → | SP-934 | | FF-006 | |
| | 03/88 → | | MD-236 | | |
| Comments: MD-236: FG.-Nr / Chassis no. KV663951 | | | | | |
| 2200 D, 22DIE, 45 KW | 06/88 → 08/92 | SP-934 | | SP-1003 | |
| 2400 Diesel, 4JA1 | 03/91 → 05/88 | SP-840 | | SP-1003 | |
| 2400 Turbodiesel, Isuzu | 06/94 → 08/97 | | | SP-1003 | |
| | 06/94 → 08/97 | SP-934 | | | |
| Comments: SP-934: Hauptstrom / Primary flow | | | | | |

Moka (12-)








| | | | | | |
|----------------------------|---------|--------|--|--|---------------------|
| 1400 Turbo, A14N3T, 103 KW | 09/12 → | MD-619 | | | MS-6398 MS-6398C |
| 1600, A16XER, 85 KW | 09/12 → | MD-619 | | | MS-6398 MS-6398C |
| 1700 CDTi, A17DTS, 96 KW | 09/12 → | MD-655 | | | MS-6398 MS-6398C |

Monterey (91-99)

| | | | | | |
|---------------------------|---------------|---------|---------|---------|--|
| 3000 TDI,4JX1, 117 KW | 07/98 → 08/99 | SP-1009 | MD-666 | SP-970 | |
| 3100 TD, 4JG2TC, 84 KW | 09/91 → 07/98 | SP-1009 | MD-666 | SP-970 | |
| 3200i 24V, 6VD1, 130 KW | 06/92 → 07/98 | SP-937 | MD-9744 | SP-2041 | |
| 3500i V6 24V, 6VE1, 158KW | 07/98 → 08/99 | SP-989 | MD-9744 | SP-2024 | |

Monza A (78-86)

| | | | | | |
|----------------------------|---------------|---------|---------|---------|--|
| 2000i H 20 E, 85 KW | 03/03 → 10/84 | SP-942 | MD-9048 | SP-2024 | |
| 2200i, 22 E, 85 KW | 11/84 → 08/86 | SP-942 | MD-9048 | SP-2024 | |
| 2500i, 25 E, 103 KW | 06/84 → 08/86 | SP-976 | | SP-2024 | |
| 2500i, H25 E, 100 KW | 05/81 → 12/82 | SP-864 | MD-9048 | SP-2024 | |
| | 01/83 → 08/86 | SP-976 | MD-9048 | SP-2024 | |
| 2800, 28 H, 103 KW | 02/78 → 04/81 | SP-864 | MD-162 | | |
| 3000 (GSE), 30 E, 132 KW | 02/78 → 12/82 | SP-864 | MD-162 | SP-2024 | |
| | 01/83 → 08/86 | SP-976 | MD-162 | SP-2024 | |
| 3000 (GSE), C30 LE, 115 KW | 09/85 → 08/86 | SP-976 | MD-162 | SP-2024 | |
| 3000, 30 H, 110 KW | 04/78 → 12/82 | SP-1244 | MD-162 | FF-009 | |
| | 01/83 → | SP-986 | MD-162 | SP-2024 | |

|  |  |  OIL |  AIR |  FUEL |  CABIN |  OTHER |
|---|--|--|--|---|--|--|
| OPEL (VAUXHALL) | | | | | | |
| Monza A (78-86) | | | | | | |
| 3000i, 30 H, 110 KW | 04/78 → 12/81 | SP-864 | MD-9048 | SP-2024 | | |
| 3000i, C30LE, 115 KW | 01/83 → 03/86 | SP-976 | MD-9048 | SP-2024 | | |
| Movano I (98-10) | | | | | | |
| 1900 CDTi, F9Q774, 60 KW | 10/01 → 06/10 | SP-1321 | MD-9514 | MD-567 MD-531 MD-513 | | |
| Comments: MD-567: Purflux housing FC579 engine code F9Q-774, MD-531: Purflux housing FC578+FC580, MD-513: Delphi housing. | | | | | | |
| 1900 DTi, F9Q-770, 59 KW | 09/00 → 10/01 | SP-1321 | MD-9514 | MD-397 | | |
| 2200 DTi, G9T-720/722/750, 66 KW | 09/00 → 06/10 | MD-477 | MD-8162 MD-9514 | MD-567 MD-531 MD-513 | | |
| Comments: MD-8162: Engine code G9T-750, MD-9514: Engine code G9T-720/722, MD-567: Purflux housing FC579, MD-531: Purflux housing FC578+FC580, MD-513: Delphi housing. | | | | | | |
| 2500 CDTi 100, G9U650, 74 KW | 07/06 → 06/10 | MD-631 | MD-8162 | MD-567 MD-531 MD-513 | | |
| Comments: MD-567: Purflux housing FC579, MD-531: Purflux housing FC578+FC580, MD-513: Delphi housing. | | | | | | |
| 2500 CDTi 120, G9U650, 88 KW | 07/06 → 06/10 | MD-631 | MD-8162 | MD-567 MD-531 MD-513 | | |
| Comments: MD-567: Purflux housing FC579, MD-531: Purflux housing FC578+FC580, MD-513: Delphi housing. | | | | | | |
| 2500 CDTi 150, G9U632, 107 KW | 07/06 → 06/10 | MD-631 | MD-8162 | MD-567 MD-531 MD-513 | | |
| Comments: MD-567: Purflux housing FC579, MD-531: Purflux housing FC578+FC580, MD-513: Delphi housing. | | | | | | |
| 2500 CDTi, G9U750/720, 84 KW | 11/03 → 07/06 | MD-477 | MD-8162 MD-9514 | MD-567 MD-531 MD-513 | | |
| Comments: MD-8162: Engine code G9U-750, MD-9514: Engine code G9U-720, MD-567: Purflux housing FC579, MD-531: Purflux housing FC578+FC580, MD-513: Delphi housing. | | | | | | |
| 2500 CDTi, G9U754, 74 KW | 11/03 → 07/06 | MD-477 | MD-8162 | MD-567 MD-531 MD-513 | | |
| Comments: MD-567: Purflux housing FC579, MD-531: Purflux housing FC578+FC580, MD-513: Delphi housing. | | | | | | |
| 2500 D, S8U, 59 KW | 03/98 → 12/03 | SP-990 | MD-9514 | MD-397 | | |
| 2500 DT, G9U-720/724/754, 84 KW | 09/01 → 12/03 | MD-477 | MD-8162 MD-9514 | MD-567 MD-531 MD-513 | | |
| Comments: MD-8162: Engine code G9U-754, MD-9514: Engine code G9U-720/724, MD-567: Purflux housing FC579 engine code F9Q-774, MD-531: Purflux housing FC578+FC580, MD-513: Delphi housing. | | | | | | |
| 2800 DTi, S9W, 84 KW | 03/98 → 12/03 | SP-990 | MD-9514 | MD-397 | | |
| 3000 CDTi, ZD3 200/202, 100 KW | 01/04 → 07/06 | MD-399 | MD-8378 | MD-531 | | |
| Movano II (10-) | | | | | | |
| 2300 CDTi 100 M9T670, 74 KW | 04/10 → | MD-703 | MD-8512 | MD-531 | MS-6395 | |
| Comments: MD-531: Purflux housing FC 578+FC 580 | | | | | | |
| 2300 CDTi 125 M9T690, 92 KW | 04/10 → | MD-703 | MD-8512 | MD-531 | MS-6395 | |
| Comments: MD-531: Purflux housing FC 578+FC 580 | | | | | | |
| 2300 CDTi 150 M9T678, 107 KW | 04/10 → | MD-703 | MD-8512 | MD-531 | MS-6395 | |
| Comments: MD-531: Purflux housing FC 578+ FC 580 | | | | | | |
| Nova (82-93) | | | | | | |
| 1000, 10S, 33 KW | 09/82 → 03/93 | SP-942 | MD-158 | SP-2024 | | |
| 1200 (KAT), C12 NZ, 12 NV/S/ST, 33 KW | 09/89 → 03/93 | SP-935 | MD-156 | SP-2024 | | |
| 1200 N, 12 NV, 38 KW | 01/90 → 03/93 | SP-935 | MD-158 | | | |
| 1200 N, 12N/NC, 33 KW | 01/85 → 09/85 | SP-942 | MD-158 | | | |
| | 10/85 → 10/87 | SP-935 | MD-158 | | | |
| 1200 S, 12 ST OHC, 43 KW | 01/88 → 02/90 | SP-935 | MD-158 | | | |
| 1200 S, 12 ST, 40 KW | 09/82 → 09/85 | SP-942 | MD-158 | | | |
| | 10/85 → 10/87 | SP-935 | MD-158 | | | |
| 1200, 12 ST, 40 KW | 05/83 → 09/85 | SP-942 | MD-158 | | | |
| | 10/85 → 03/93 | SP-935 | MD-158 | | | |
| 1200, E12GV, 33 KW | 01/85 → 09/85 | SP-942 | MD-158 | | | |
| | 10/85 → 10/89 | SP-935 | MD-158 | | | |

OPEL (VAUXHALL)

Nova (82-93)

| | | | | | | |
|------------------------------|---------------|---------|---------|---------|--|--|
| 1300 S, 13 SB, 51 KW | 09/82 → 09/85 | SP-942 | MD-156 | SP-2024 | | |
| | 10/85 → 10/87 | SP-935 | MD-156 | SP-2024 | | |
| 1300, 13 SB, 51 KW | 05/83 → 09/85 | SP-942 | MD-156 | SP-2024 | | |
| | 10/85 → 03/93 | SP-935 | MD-156 | SP-2024 | | |
| 1300i (KAT), C13N, 44 KW | 09/89 → 03/93 | SP-935 | MD-156 | | | |
| 1300i, 13 NB, 44 KW | 09/85 → 10/89 | SP-935 | MD-156 | | | |
| 1400, 14NV, 55 KW | 01/90 → 03/93 | SP-935 | MD-156 | SP-2024 | | |
| 1400i S, C14SE, 60 KW | 09/91 → 03/93 | SP-935 | MD-156 | SP-2024 | | |
| 1400i, C14NZ, 44 KW | 01/90 → 03/93 | SP-935 | MD-156 | SP-2024 | | |
| 1500 TD, 15DT (T4EC1), 49 KW | 01/90 → 03/93 | SP-1001 | MD-9032 | SP-966 | | |
| 1500D, 15D (4EC1), 37 KW | 09/87 → 03/93 | SP-1001 | MD-9032 | SP-966 | | |
| 1600 GSi (KAT), C16SE, 74 KW | 02/92 → 03/93 | SP-935 | | SP-2024 | | |
| 1600 GSi, C16SEI, 72 KW | 09/89 → 03/93 | SP-935 | | SP-2024 | | |
| 1600i, E16SE, 74 KW | 05/88 → 03/93 | SP-935 | | SP-2024 | | |

Omega A (85-94)

| | | | | | | |
|---------------------------------|---------------|--------|---------|---------|--|--|
| 1800, 85 KW | 10/85 → 05/94 | SP-935 | MD-156 | FF-009 | | |
| 1800i, 18NV, 60 KW | 10/85 → 05/94 | SP-935 | MD-9052 | SP-2024 | | |
| 2000i, 20SE, 90 KW | 10/85 → 05/94 | SP-935 | MD-9052 | SP-2024 | | |
| 2300D, 23YD, 54 KW | 10/85 → 05/94 | SP-916 | MD-9090 | SP-966 | | |
| 2300TD, 23YDT, 66 KW | 10/85 → 05/94 | SP-987 | MD-9090 | SP-966 | | |
| 2400i, C24NE, 92 KW | 11/88 → 05/94 | SP-942 | MD-9092 | SP-2024 | | |
| 2600i, C26NE, 110 KW | 10/88 → 05/94 | SP-976 | MD-9092 | SP-2024 | | |
| 3000i 24V, C30SEJ, 147 KW | 10/89 → 05/94 | SP-976 | MD-9092 | SP-2024 | | |
| 3000i, 30 NE, 130 KW | 10/85 → 05/94 | SP-976 | MD-9092 | SP-2024 | | |
| 3600i 24V Lotus, C36GET, 277 KW | 10/88 → 05/94 | | MD-9092 | | | |

Omega B (94-03)

| | | | | | | |
|------------------------------------|---------------|---------|---------|---------|---------|--|
| 2000i 16V, X20 XEV, 100 KW | 03/94 → 10/99 | SP-935 | MD-9296 | SP-2060 | MS-6107 | |
| 2000i 16V, X20XEV, 100KW | 09/98 → 10/99 | SP-935 | MD-9302 | SP-2060 | MS-6107 | |
| 2000i, X20 SE, 85 KW | 03/94 → 12/00 | SP-935 | MD-9302 | SP-2060 | MS-6107 | |
| 2000TDI16V, X20 DTH, 74 KW | 06/97 → 12/00 | MD-337 | MD-9302 | MD-381 | MS-6107 | |
| 2200 TDI 16V, Y22 DTH, 88 KW | 09/00 → 07/03 | MD-337 | MD-9302 | MD-381 | MS-6107 | |
| 2200i 16V, Y/Z 22 XE, 106 KW | 09/99 → 09/00 | SP-935 | MD-9302 | SP-2060 | | |
| Comments: Engine code Y22XE | | | | | | |
| | 10/00 → 07/03 | SP-1275 | MD-9302 | SP-2060 | | |
| Comments: Engine code Z22XE | | | | | | |
| 2500 DTI 24 V, Y25 DT, 110 KW | 08/01 → 07/03 | MD-439 | MD-9302 | MD-381 | MS-6107 | |
| 2500 TD, U/X 25 DT, 96 KW | 04/94 → 08/01 | MD-345 | MD-9302 | SP-966 | MS-6107 | |
| Comments: From motor no. 34398418 | | | | | | |
| | 04/94 → 08/01 | MD-279 | MD-9302 | SP-966 | MS-6107 | |
| Comments: motor no. 34398417 | | | | | | |
| 2500i X25 XE, 125 KW | 03/94 → 08/99 | SP-935 | MD-9316 | SP-2060 | MS-6107 | |
| Comments: Up to motor no. 08300417 | | | | | | |
| | 09/99 → 10/00 | MD-335 | MD-9316 | SP-2060 | MS-6107 | |
| Comments: From motor no. 08300418 | | | | | | |
| 2600i V6, Y26 SE, 132 KW | 09/00 → 07/03 | MD-335 | MD-9302 | SP-2060 | MS-6107 | |
| 3000i MV6, X30 XE, 155 KW | 04/94 → 08/98 | SP-935 | MD-9316 | SP-2060 | MS-6107 | |
| | 09/99 → 08/03 | MD-335 | MD-9302 | SP-2060 | MS-6107 | |
| 3200 V6, Y32 XE/SE, 160 KW | 03/01 → 07/03 | MD-335 | MD-9302 | SP-2060 | MS-6107 | |

Rekord A (61-65)


| | | | | | | |
|----------------|---------------|--------|--------|--|--|--|
| 1500 R3, 44 KW | 02/63 → 12/65 | SP-942 | MD-156 | | | |
| 1700 R3, 40 KW | 02/63 → 12/65 | SP-942 | MD-156 | | | |
| 1700 R3, 49 KW | 02/63 → 12/65 | SP-942 | MD-156 | | | |

Rekord B (65-67)

| | | | | | | |
|-------------|---------------|--------|--|--|--|--|
| 1500, 44 KW | 08/65 → 08/66 | SP-942 | | | | |
| 1700, 55 KW | 08/65 → 12/66 | SP-942 | | | | |
| 1900, 66 KW | 08/65 → 02/67 | SP-942 | | | | |

Rekord C (66-71)

| | | | | | | |
|------------------|---------------|--------|--|--|--|--|
| 1500, 15, 43 KW | 08/66 → 12/71 | SP-942 | | | | |
| 1500, 15, 44 KW | 02/68 → 12/71 | SP-942 | | | | |
| 1700, 17N, 44 KW | 08/66 → 12/71 | SP-942 | | | | |

|  |  |  OIL |  AIR |  FUEL |  CABIN |  OTHER |
|---|--|--|--|---|--|--|
| OPEL (VAUXHALL) | | | | | | |
| Rekord C (66-71) | | | | | | |
| 1700, 17N, 49 KW | 02/68 → 12/71 | SP-942 | | | | |
| 1700S, 17S, 55 KW | 02/68 → 12/71 | SP-942 | | | | |
| 1900 Sprint, 78 KW | 08/67 → 12/71 | SP-942 | | | | |
| 1900, 19S, 66 KW | 08/66 → 12/71 | SP-942 | | | | |
| Rekord D (72-77) | | | | | | |
| 1700, 17N, 44-49 KW | 01/72 → 07/77 | SP-942 | MD-156 | FF-010 | | |
| 1900, 19N, 55KW | 01/72 → 07/77 | SP-942 | MD-156 | FF-010 | | |
| 1900, 19SH, 66/71KW | 01/72 → 07/77 | SP-942 | MD-162 | FF-010 | | |
| 2000, 20S, 74KW | 01/75 → 07/77 | SP-942 | MD-162 | FF-010 | | |
| 2000D BOSCH, 20D, 40 KW | 01/74 → 07/77 | SP-916 | | SP-966 | | |
| 2000D CAV, 20D, 40 KW | 01/74 → 07/77 | SP-916 | | MD-093 | | |
| 2100D BOSCH, 21D, 44 KW | 01/74 → 07/77 | SP-916 | | SP-966 | | |
| | 01/74 → 07/77 | SP-916 | | MD-093 | | |
| 2100D CAV, 21D, 44 KW | 01/74 → 07/77 | SP-916 | | MD-093 | | |
| Rekord E (77-86) | | | | | | |
| 1700, 17N, 44KW | 08/77 → 10/81 | SP-942 | MD-156 | FF-010 | | |
| 1800i, C18NV, 74KW | 06/84 → 09/85 | SP-935 | MD-9018 | SP-2024 | | |
| 1800N, 18N, 55KW | 11/81 → 09/85 | SP-935 | MD-9074 | FF-010 | | |
| 1800S, 18S, 66KW | 11/81 → 05/84 | SP-935 | MD-9074 | FF-010 | | |
| | 06/84 → 09/85 | SP-935 | MD-568 | FF-010 | | |
| 1900, 19N, 55KW | 08/77 → 10/81 | SP-942 | MD-156 | FF-010 | | |
| 2000D, 20D, 43 KW | 08/77 → 04/84 | SP-916 | MD-9406 | SP-966 | | |
| 2000i, 20E, 81KW | 08/77 → 10/81 | SP-942 | MD-9018 | SP-2024 | | |
| 2000N, 20N, 66KW | 08/77 → 10/81 | SP-942 | MD-568 | FF-010 | | |
| 2000S, 20S, 74KW Varajet - Ver. | 08/77 → 10/81 | SP-942 | MD-568 | FF-010 | | |
| 2000S, 20S, 74KW Zenith - Verg. | 08/77 → 10/81 | SP-942 | MD-162 | FF-010 | | |
| 2100D, 21D, 44 KW | 08/77 → 04/84 | SP-916 | MD-9406 | SP-966 | | |
| 2200i, 22E, 85 KW85KW | 09/81 → 09/85 | SP-942 | MD-9018 | SP-2024 | | |
| 2300D, 23D 52, 52 KW | 08/77 → 09/85 | SP-916 | MD-9406 | SP-966 | | |
| 2300TD, 23TD, 63 KW | 05/84 → 09/85 | SP-916 | MD-5054 | SP-966 | | |
| Royale (78-87) | | | | | | |
| 2000 E, H20E, 85 KW | 03/83 → 10/84 | SP-942 | | SP-2024 | | |
| 2200 E, 22E, 85 KW | 11/84 → 08/87 | SP-942 | | SP-2024 | | |
| 2300 TD, 23TD, 63 KW | 11/84 → 08/87 | SP-916 | | SP-966 | | |
| 2500 E, 25E, 103 KW | 09/84 → 08/87 | SP-976 | | SP-2024 | | |
| 2500 E, H25E, 100 KW | 01/83 → 08/84 | SP-976 | | SP-2024 | | |
| 2500, 85 KW | 05/78 → 12/80 | | | SP-2024 | | |
| 2800, 28H, 103 KW | 02/78 → 10/82 | SP-864 | | | | |
| Senator A (78-87) | | | | | | |
| 2000i, H20E, 85 KW | 03/82 → 10/84 | SP-942 | MD-9048 | SP-2024 | | |
| 2200i, 22E, 85 KW | 11/84 → 08/86 | SP-942 | MD-9048 | SP-2024 | | |
| 2300D Complex, 23TD, 63 KW | 01/85 → 08/86 | SP-916 | MD-498 | SP-966 | | |
| 2300TD, 23TD, 63 KW | 11/84 → 08/86 | SP-916 | MD-5054 | SP-966 | | |
| 2500i, 85 KW | 05/78 → 12/81 | SP-864 | MD-9048 | SP-2024 | | |
| 2500i, H25E, 100 KE | 01/83 → 08/86 | SP-976 | MD-9048 | SP-2024 | | |
| 2800S, 28H, 103 KW | 02/78 → 12/81 | SP-864 | MD-162 | FF-009 | | |
| 3000E, 30E, 132 KW | 04/78 → 12/81 | SP-864 | MD-162 | FF-009 | | |
| | 01/83 → 08/86 | SP-976 | MD-162 | FF-009 | | |
| 3000i, C30LE, 115 KW | 02/78 → 12/81 | SP-864 | MD-9048 | SP-2024 | | |
| | 01/83 → 03/86 | SP-976 | MD-9048 | SP-2024 | | |
| Senator B (87-93) | | | | | | |
| 2600i, C26NE, 110 KW | 09/86 → 09/93 | SP-976 | MD-9092 | SP-2024 | | |
| 3000i 24V, C30SE, 150 KW | 10/89 → 09/93 | SP-976 | MD-9092 | SP-2024 | | |
| | 01/88 → 09/89 | SP-976 | MD-9092 | SP-2024 | | |
| 3000i, C30NE, 130 KW | 04/86 → 09/93 | SP-976 | MD-9092 | SP-2024 | | |
| Signum (03-09) | | | | | | |
| 1800 16V, Z18 XE, 90 KW | 04/03 → 10/09 | SP-1275 | MD-8092 | SP-2060 | MS-6224 MS-6224C | |

OPEL (VAUXHALL)

Signum (03-09)

| | | | | | |
|---------------------------------|---------------|--------|---------|---------|---------------------|
| 1800 16V, Z18 XER, 103 KW | 10/05 → 10/09 | MD-619 | MD-8092 | SP-2060 | MS-6224 MS-6224C |
| 1900 CDTI, Z19 DTH, 110 KW | 04/04 → 10/09 | MD-515 | MD-8092 | MD-577 | MS-6224 MS-6224C |
| 1900 CDTI, Z19DT/DTJ, 88 KW | 04/04 → 10/09 | MD-515 | MD-8092 | MD-577 | MS-6224 MS-6224C |
| 1900 CDTI, Z19DTL, 74 KW | 09/05 → 10/09 | MD-515 | MD-8092 | MD-577 | MS-6224 MS-6224C |
| 2000 DTI 16V, Y20 DTH, 74 KW | 04/03 → 10/09 | MD-337 | MD-8092 | MD-381 | MS-6224 MS-6224C |
| 2000 Turbo ,Z20 NET, 129 KW | 04/03 → 10/09 | MD-463 | MD-8092 | SP-2060 | MS-6224 MS-6224C |
| 2200 16V Direct, Z22 YH, 114 KW | 04/03 → 10/09 | MD-463 | MD-8092 | SP-2060 | MS-6224 MS-6224C |
| 2200 DTI 16V, Y22DTR, 92 KW | 04/03 → 10/09 | MD-337 | MD-8092 | MD-381 | MS-6224 MS-6224C |
| 2800 V6 Turbo S, Z28NET, 184 KW | 02/06 → 10/09 | MD-695 | MD-8092 | SP-2060 | MS-6224 MS-6224C |
| 2800 V6 Turbo, Z28NEL, 169 KW | 09/05 → 10/09 | MD-695 | MD-8092 | SP-2060 | MS-6224 MS-6224C |
| 2800 V6 Turbo, Z28NET, 206 KW | 09/06 → 10/09 | MD-695 | MD-8208 | SP-2060 | MS-6224 MS-6224C |
| 3000 V6 CDTI, Y30DT, 130 KW | 04/03 → 10/09 | MD-523 | MD-8092 | MD-381 | MS-6224 MS-6224C |
| 3000 V6 CDTI, Y30DT, 135 KW | 09/05 → 10/09 | MD-523 | MD-8092 | MD-381 | MS-6224 MS-6224C |
| 3200 V6 GTS, Y32SE, 155 KW | 04/03 → 10/09 | MD-335 | MD-8092 | SP-2060 | MS-6224 MS-6224C |

Sintra (96-99)

| | | | | | |
|-----------------------------|---------------|--------|---------|--------|---------|
| 2200i 16V, X22 XE, 104 KW | 11/96 → 06/99 | SP-935 | MD-9388 | | MS-6194 |
| 2200TDI 16V, X20 DTH, 85 KW | 06/97 → 06/99 | MD-337 | | MD-381 | MS-6194 |
| 3000i 24V, X30 XE, 148 KW | 11/96 → 06/99 | SP-935 | MD-9388 | | MS-6194 |

Speedster-VX220 (00-06)

| | | | | | |
|--------------------------------|---------------|---------|---------|---------|--|
| 2000 Turbo, Z20LET/ZET, 147 KW | 03/03 → 09/05 | SP-935 | MD-9382 | SP-2167 | |
| 2000 Turbo, Z20LET/ZET, 162 KW | 03/03 → 09/06 | SP-1275 | MD-9382 | SP-2167 | |
| 2200 16V, Z22 SE, 108 KW | 08/00 → 09/05 | MD-463 | MD-9370 | SP-2060 | |

Tigra (94-00)

| | | | | | |
|---|---------------|------------------|---------|---------|--------------------|
| 1400i 16V, 63 KW | 07/94 → 12/00 | SP-935 | MD-9258 | SP-2060 | MS-6103 MS-6105 |
| Comments: MS-6105: With air-condition system. | | | | | |
| 1400i, X14 XE, 66 KW | 07/94 → 12/00 | SP-935 MD-619 | MD-9258 | SP-2060 | MS-6103 MS-6105 |
| Comments: MS-6105: With air-condition system. | | | | | |
| 1600i 16V, X16 XE, 78 KW | 07/94 → 12/00 | SP-935 | MD-9258 | SP-2060 | MS-6103 MS-6105 |
| Comments: MS-6105: With air-condition system. | | | | | |
| 1600i 16V, 74 KW | 08/97 → 12/00 | SP-935 | MD-9258 | SP-2060 | MS-6103 MS-6105 |
| Comments: MS-6105: With air-condition system. | | | | | |

Tigra TwinTop (04-09)

| | | | | | |
|---|---------------|------------------|---------|---------|---------------------|
| 1300 CDTI, Z13DT, 51 KW | 12/04 → 10/09 | MD-547 MD-537 | MD-8168 | MD-577 | MS-6224 MS-6224C |
| Comments: MD-547: UFI housing, MD-537: Purflux housing. | | | | | |
| 1400i, X14 XE, 66 KW | 07/04 → 10/09 | MD-349 MD-619 | MD-9732 | SP-2060 | MS-6224 MS-6224C |
| Comments: MD-619: from engine no.19MA9235-. MD-349: Up to engine no. -19MA9234. | | | | | |
| 1800 16V, Z18XE, 92 KW | 07/04 → 10/09 | SP-1275 | MD-9732 | SP-2060 | MS-6224 MS-6224C |

Vectra A (88-95)

| | | | | | |
|-------------------|---------------|--------|--------|--------|--|
| 1400, 14NV, 55 KW | 01/88 → 10/94 | SP-935 | MD-156 | FF-010 | |
|-------------------|---------------|--------|--------|--------|--|

OPEL (VAUXHALL)

Vectra A (88-95)

| | | | | | | |
|---------------------------------|---------------|--------|---------|---------|--|--|
| 1600 Ch-5000000, 16SV, 60 KW | 01/88 → 10/94 | SP-935 | MD-156 | FF-010 | | |
| 1600 Ch5000001-, 16SV, 60 KW | 01/88 → 10/94 | SP-935 | MD-9134 | FF-010 | | |
| 1600i, X16SZ, 52 KW | 01/88 → 10/94 | SP-935 | MD-9134 | SP-2024 | | |
| 1700D, 17DR, 44 KW | 01/88 → 10/94 | SP-900 | MD-9134 | SP-966 | | |
| 1700TD, X17DT, 60 KW | 03/90 → 10/94 | SP-989 | MD-9032 | SP-966 | | |
| 1800 CH-5000000, 18SV, 66 KW | 01/88 → 10/94 | SP-935 | MD-156 | FF-010 | | |
| 1800 CH5000001-, 18SV, 66 KW | 01/88 → 10/94 | SP-935 | MD-9134 | FF-010 | | |
| 1800i, C18NZ, 66 KW | 09/89 → 10/94 | SP-935 | MD-9134 | SP-2024 | | |
| 2000i 16V Turbo, C20LET, 150 KW | 10/93 → 10/94 | SP-935 | MD-9134 | SP-2024 | | |
| 2000i 16V, 20XEJ, 110 KW | 01/88 → 10/94 | SP-935 | MD-9134 | SP-2024 | | |
| 2000i, 20SEH, 95 KW | 01/88 → 10/94 | SP-935 | MD-9134 | SP-2024 | | |
| 2500i V6, C25XE, 125 KW | 03/93 → 10/94 | SP-935 | MD-9134 | SP-2024 | | |

Vectra B (95-02)

| | | | | | | |
|------------------------------------|---------------|--------|---------|---------|---------|--|
| 1600i 16V, X16EL/Y16XE/Z16XE, 74KW | 09/94 → 09/02 | SP-935 | MD-9370 | SP-2060 | MS-6119 | |
| 1600i, X16SZR, 55KW | 09/94 → 12/98 | SP-935 | MD-9370 | SP-2060 | MS-6119 | |
| 1700TD, X17DT, 60 KW | 09/94 → 12/96 | SP-989 | MD-9374 | SP-966 | MS-6119 | |
| 1800i, X18XE/XE1, 85KW | 02/98 → 12/00 | MD-335 | MD-9370 | SP-2060 | MS-6119 | |
| | 09/94 → 01/98 | SP-935 | MD-9370 | SP-2060 | MS-6119 | |
| 2000D 16V,Eng:X20DTL,60KW | 10/96 → 12/00 | MD-339 | MD-9386 | MD-381 | MS-6119 | |
| 2000D, X20DTL, 60KW | 04/96 → 12/00 | MD-337 | MD-9386 | SP-966 | MS-6119 | |
| 2000i, X20XE, 100KW | 09/94 → 12/00 | SP-935 | MD-9370 | SP-2060 | MS-6119 | |
| 2000TDI 16V,X20DTH/Y20DTH,74KW | 06/96 → 12/00 | MD-337 | MD-9386 | MD-381 | MS-6119 | |
| 2200i 16V,Eng:Z22SE,108KW | 10/00 → 09/02 | MD-463 | MD-9386 | | MS-6119 | |
| 2200TDi 16V, Y22DTH/Y22DTR, 85KW | 09/97 → 12/00 | MD-337 | MD-9386 | SP-966 | MS-6119 | |
| 2200TDI,16V,Y22DTH/DTR,88KW | 10/00 → 09/02 | MD-337 | | MD-381 | MS-6119 | |
| 2500i, X25XE, 125KW | 09/94 → 12/00 | SP-935 | MD-9370 | SP-2060 | MS-6119 | |
| 2500i, X25XE, 143KW 500 | 05/98 → 12/99 | MD-335 | MD-9370 | SP-2060 | MS-6119 | |
| 2600i, Y26SE, 125KW V6 | 10/00 → 09/02 | MD-335 | MD-9370 | SP-2060 | MS-6119 | |

Vectra C (02-)

| | | | | | | |
|-------------------------------|---------------|---------|---------|---------|---------------------|--|
| 1600 16V, Z16 XE, 74 KW | 03/02 → 12/05 | SP-1275 | MD-8092 | SP-2060 | MS-6224 MS-6224C | |
| 1600 16V, Z16 XEP, 77 KW | 01/06 → | SP-1275 | MD-8092 | SP-2060 | MS-6224 MS-6224C | |
| 1800 16V, Z18 XEL, 81 KW | 03/02 → | SP-1275 | MD-8092 | SP-2060 | MS-6224 MS-6224C | |
| 1800 16V, Z18 XE,90 KW | 03/02 → | SP-1275 | MD-8092 | SP-2060 | MS-6224 MS-6224C | |
| 1800 16V, Z18 XER,103 KW | 02/06 → | MD-619 | MD-8092 | SP-2060 | MS-6224 MS-6224C | |
| 1900 CDTI, Z19 DTH, 110 KW | 04/04 → | MD-515 | MD-8092 | MD-577 | MS-6224 MS-6224C | |
| 1900 CDTI, Z19 DTL 74 KW | 09/05 → | MD-515 | MD-8092 | MD-577 | MS-6224 MS-6224C | |
| 1900 CDTI, Z1DTL, 74 KW | 09/05 → | MD-515 | MD-8092 | MD-577 | MS-6224 MS-6224C | |
| 2000 Turbo, Z20NET, 129 KW | 03/03 → | MD-463 | MD-8092 | SP-2060 | MS-6224 MS-6224C | |
| 2000DTi 16V, Y22DTR, 92KW | 03/02 → | MD-337 | MD-8092 | MD-381 | MS-6224 MS-6224C | |
| 2200 16V Direct, Z22YH,114 KW | 09/03 → | MD-463 | MD-8092 | SP-2060 | MS-6224 MS-6224C | |
| 2200 16V, Z22XE,108 KW | 03/02 → | MD-463 | MD-8092 | SP-2060 | MS-6224 MS-6224C | |
| 2200 DTI 16V, Y22DTR, 92 KW | 03/02 → | MD-337 | MD-8092 | MD-381 | MS-6224 MS-6224C | |
| 2800 V6 Turbo, Z28NEL, 169 KW | 09/05 → | MD-695 | MD-8092 | SP-2060 | MS-6224 MS-6224C | |
| 2800 V6 Turbo, Z28NET, 184 KW | 09/06 → | MD-695 | MD-8092 | SP-2060 | MS-6224 MS-6224C | |

OPEL (VAUXHALL)

Vectra C (02-)

| | | | | | |
|-------------------------------|---------|--------|---------|---------|---------------------|
| 2800 V6 Turbo, Z28NET, 188 KW | 11/05 → | MD-695 | MD-8092 | SP-2060 | MS-6224 MS-6224C |
| 2800 V6 Turbo, Z28NET, 206 KW | 09/06 → | MD-695 | MD-8092 | SP-2060 | MS-6224 MS-6224C |
| 3000 V6 CDTi, Y30DT, 130 KW | 09/03 → | MD-523 | MD-8092 | MD-381 | MS-6224 MS-6224C |
| 3000 V6 CDTi, Y30DT, 135 KW | 09/05 → | MD-523 | MD-8092 | MD-381 | MS-6224 MS-6224C |
| 3200 V6 GTS, Y/Z32SE, 155 KW | 03/02 → | MD-335 | MD-8092 | SP-2060 | MS-6224 MS-6224C |

Vivaro (01-)

| | | | | | |
|---|---------------|---------|---------|----------------------------|---------|
| 1900 CDTi, F9Q760, 60 KW | 03/01 → 08/06 | SP-1321 | MD-9714 | MD-567 MD-531 MD-513 | MS-6332 |
| Comments: MD-567: Purflux housing FC579+FC581, MD-531: Purflux housing FC580, MD-513: Delphi housing. | | | | | |
| 1900 CDTi/DTi, F9Q760, 74 KW | 03/01 → 08/06 | SP-1321 | MD-9714 | MD-567 MD-531 MD-513 | MS-6332 |
| Comments: MD-567: Purflux housing FC579+FC581, MD-531: Purflux housing FC580, MD-513: Delphi housing. | | | | | |
| 2000 16V, F4R, 86 KW | 09/06 → | SP-1039 | MD-9492 | SP-2061 | MS-6332 |
| 2000 16V, F4RL7,F4R720, 88 KW | 03/01 → 08/06 | SP-1039 | MD-9492 | SP-2061 | MS-6332 |
| 2000 CDTi 115, M9R-780, 84 KW | 09/06 → | MD-631 | MD-8160 | MD-567 MD-531 | MS-6332 |
| Comments: MD-567: Purflux housing FC579+FC581, MD-531: Purflux housing FC580. | | | | | |
| 2000 CDTi 90, M9R-780, 66 KW | 09/06 → | MD-631 | MD-8160 | MD-567 MD-531 | MS-6332 |
| Comments: MD-567: Purflux housing FC579+FC581, MD-531: Purflux housing FC580. | | | | | |
| 2500 CDTi / DTi, G9U730/G9UB7, 99 KW | 02/03 → 08/06 | MD-477 | MD-8160 | MD-567 MD-531 | MS-6332 |
| Comments: MD-567: Purflux housing FC579+FC581, MD-531: Purflux housing FC580. | | | | | |
| 2500 CDTi 150, G9U-630/632, 107 KW | 09/06 → | MD-631 | MD-8160 | MD-567 MD-531 | MS-6332 |
| Comments: MD-567: Purflux housing FC579+FC581, MD-531: Purflux housing FC580. | | | | | |

Zafira A (99-05)

| | | | | | |
|---|---------------|-------------------|---------|---------|--------------------|
| 1600i 16V, Z16XE/XEP,74 KW | 02/99 → 09/00 | SP-935 | MD-9382 | SP-2060 | MS-6160 MS-6161 |
| Comments: SP-935: Engine code X16XEL, MS-6160: With air-condition system BEHR, MS-6161: With air-condition system DELPHI. | | | | | |
| | 10/00 → 07/05 | SP-1275 | MD-9382 | SP-2060 | MS-6160 MS-6161 |
| Comments: SP-1275: Engine code ZX16XE/XEP, MS-6160: With air-condition system BEHR, MS-6161: With air-condition system DELPHI. | | | | | |
| 1800 16V, X18XE1, 85 KW | 02/99 → 12/00 | MD-335 SP-1275 | MD-9382 | SP-2060 | MS-6160 MS-6161 |
| Comments: MD-335: Up to engine no. 20V00604, SP-1275: From engine no. 20V00605, MS-6160: With air-condition system BEHR, MS-6161: With air-condition system DELPHI. | | | | | |
| 1800 16V, Z18XE, 92 KW | 10/00 → 07/05 | MD-335 SP-1275 | MD-9382 | SP-2060 | MS-6160 MS-6161 |
| Comments: MD-335: Up to engine no. 20V00604, SP-1275: From engine no. 20V00605, MS-6160: With air-condition system BEHR, MS-6161: With air-condition system DELPHI. | | | | | |
| 2000 DTi 16V, X20DTL, 60 KW | 02/99 → 12/00 | MD-337 | MD-9382 | MD-381 | MS-6160 MS-6161 |
| Comments: MS-6160: With air-condition system BEHR, MS-6161: With air-condition system DELPHI. | | | | | |
| 2000 DTi 16V, Y20DTH, 74 KW | 10/00 → 07/01 | MD-337 | MD-9382 | MD-381 | MS-6160 MS-6161 |
| Comments: MS-6160: With air-condition system BEHR, MS-6161: With air-condition system DELPHI. | | | | | |
| | 08/01 → 07/05 | MD-337 | MD-8102 | MD-381 | MS-6160 MS-6161 |
| Comments: MS-6160: With air-condition system BEHR, MS-6161: With air-condition system DELPHI. | | | | | |
| 2000 DTi, Y20DTH, 63 KW | 11/03 → 07/05 | MD-337 | MD-8102 | MD-381 | MS-6160 MS-6161 |
| Comments: MS-6160: With air-condition system BEHR, MS-6161: With air-condition system DELPHI. | | | | | |
| 2000 OPC Turbo, Z20LET, 141 KW | 04/01 → 07/05 | SP-1275 | MD-9382 | SP-2060 | MS-6160 MS-6161 |
| Comments: MS-6160: With air-condition system BEHR, MS-6161: With air-condition system DELPHI. | | | | | |

OPEL (VAUXHALL)

Zafira A (99-05)

| | | | | | | |
|---|---------------|---------|---------|---------|--------------------|--|
| 2000 OPC Turbo, Z20ZET, 147 KW | 12/02 → 07/05 | SP-1275 | MD-9382 | SP-2060 | MS-6160 MS-6161 | |
| Comments: MS-6160: With air-condition system BEHR, MS-6161: With air-condition system DELPHI. | | | | | | |
| 2200 16V, Z22SE, 108 KW | 10/00 → 07/05 | MD-463 | MD-8024 | SP-2060 | MS-6160 MS-6161 | |
| Comments: MS-6160: With air-condition system BEHR, MS-6161: With air-condition system DELPHI. | | | | | | |
| 2200 DTi 16V, Y22DTR, 92 KW | 01/02 → 07/05 | MD-337 | MD-8102 | MD-381 | MS-6160 MS-6161 | |
| Comments: MS-6160: With air-condition system BEHR, MS-6161: With air-condition system DELPHI. | | | | | | |
| 3000 V6 CDTi, Y30DT, 130 KW | 09/03 → 07/05 | MD-523 | MD-8102 | MD-381 | MS-6160 MS-6161 | |
| Comments: MS-6160: With air-condition system BEHR, MS-6161: With air-condition system DELPHI. | | | | | | |

Zafira B (05-)

| | | | | | |
|---------------------------------------|---------------|---------|---------|--------|---------|
| 1600 CNG Turbo, Z16XNT,A16XNT, 110 KW | 02/09 → | MD-619 | MD-8156 | | MS-6160 |
| 1600 CNG, Z16YNG, 69 KW | 07/05 → | SP-1275 | MD-9382 | | MS-6160 |
| 1600, Z16XEP,Z16XE1, 77 KW | 07/05 → 01/08 | SP-1275 | MD-9382 | | MS-6160 |
| 1600, Z16XER,A16XER, 85 KW | 02/08 → | MD-619 | MD-9382 | | MS-6160 |
| 1700 CDTi, Z17DTJ, 81 KW | 02/08 → | MD-655 | MD-8156 | MD-381 | MS-6160 |
| 1700 CDTi, Z17DTR,A17DTR, 92 KW | 02/08 → | MD-655 | MD-8156 | MD-381 | MS-6160 |
| 1800, Z18XER,A18XER, 103 KW | 07/05 → | MD-619 | MD-9382 | | MS-6160 |
| 1900 CDTi, Z19DT/DTJ, 88 KW | 07/05 → | MD-515 | MD-8156 | MD-577 | MS-6160 |
| 1900 CDTi, Z19DTH, 110 KW | 07/05 → | MD-515 | MD-8156 | MD-577 | MS-6160 |
| 1900 CDTi, Z19DTL, 74 KW | 07/05 → 01/08 | MD-515 | MD-8156 | MD-577 | MS-6160 |
| 2000 Turbo OPC, Z20LEH, 177 KW | 07/05 → | SP-1275 | MD-9382 | | MS-6160 |
| 2000 Turbo, Z20LER, 147 KW | 07/05 → | SP-1275 | MD-9382 | | MS-6160 |
| 2200 Direct, Z22YH, 110 KW | 07/05 → | MD-463 | | | MS-6160 |

Zafira Tourer/Zafira C (11-)

| | | | | | |
|-----------------------------------|---------|--------|---------|--------|---------------------|
| 1400 Turbo, A14NEL, 88 KW | 10/11 → | MD-619 | MD-8538 | | MS-6398 MS-6398C |
| 1400 Turbo, A14NET, 103 KW | 10/11 → | MD-619 | MD-8538 | | MS-6398 MS-6398C |
| 1600 CDTi, BA16DTH, 100 KW | 03/13 → | | MD-8538 | MD-653 | MS-6398 MS-6398C |
| 1600 CNG, A16XNT, 82 KW | 10/11 → | MD-619 | MD-8538 | | MS-6398 MS-6398C |
| 1600 SIDI Turbo, A16XHT, 125 KW | 01/13 → | | MD-8538 | | MS-6398 MS-6398C |
| 1800, A18XEL, 85 KW | 10/11 → | MD-619 | | | MS-6398 MS-6398C |
| 1800, A18XER, 103 KW | 10/11 → | MD-619 | | | MS-6398 MS-6398C |
| 2000 CDTi BiTurbo, A20DTR, 143 KW | 01/13 → | MD-609 | MD-8538 | MD-653 | MS-6398 MS-6398C |
| 2000 CDTi, A20DT, 96 KW | 10/11 → | MD-699 | MD-8538 | MD-653 | MS-6398 MS-6398C |
| 2000 CDTi, A20DTH, 121 KW | 10/11 → | MD-699 | MD-8538 | MD-653 | MS-6398 MS-6398C |
| 2000 CDTi, A20DTL, 81 KW | 10/11 → | MD-699 | MD-8538 | MD-653 | MS-6398 MS-6398C |

PERODUA

Kenari (99-)

| | | | | | |
|------------------------|---------|---------|--|--|--|
| 1000 EFI, EJ-DE, 40 KW | 01/99 → | SP-1227 | | | |
|------------------------|---------|---------|--|--|--|

Nippa (Kancil) (95-)

| | | | | | |
|-------------------|---------|---------|--|--|--|
| 850, ED-10, 31 KW | 01/95 → | SP-1227 | | | |
|-------------------|---------|---------|--|--|--|

PEUGEOT

1007 (05-)

PEUGEOT

1007 (05-)

| | | | | | | |
|---|---------|--------|--------------------|--------|---------------------|--|
| 1400 HDI 70, DV4TD, 50 KW | 04/05 → | MD-509 | MD-9756 MD-8486 | FF-058 | MS-6237 MS-6237C | |
| Comments: MD-9756: Use in dusty environments. | | | | | | |
| 1400, 16V TU3JP4, 65 KW | 10/05 → | MD-525 | MD-9780 MD-9772 | | MS-6237 MS-6237C | |
| Comments: MD-9772: Use in dusty environments. | | | | | | |
| 1400, TU3JP, 54 KW | 04/05 → | MD-525 | MD-9780 | | MS-6237 MS-6237C | |
| 1600 16V, TU5JP4. 80 KW | 04/05 → | MD-525 | MD-9772 | | MS-6237 MS-6237C | |
| 1600 HDI 110, DV6TED4, 80 KW | 02/07 → | MD-509 | MD-8038 | FF-064 | MS-6237 MS-6237C | |

104 (72-88)

| | | | | | | |
|------------------------------|---------------|--------|---------|--------|--|--|
| 1000, 108.108C, 32-34 KW | 10/72 → 06/88 | SP-888 | MD-5004 | FF-009 | | |
| 1100, 109F/109/121, 37-49 KW | 08/75 → 06/88 | SP-888 | MD-5004 | FF-009 | | |
| 1200, 129 XZ5, 42 KW | 09/79 → 06/83 | SP-888 | MD-5004 | FF-009 | | |
| 1400, 150 XY6B, 53 KW | 08/79 → 06/83 | SP-888 | MD-5004 | FF-009 | | |

106 (91-)

| | | | | | | |
|---|---------------|--------|---------|---------|--|--|
| 1000, 37 KW | 09/91 → 04/96 | SP-943 | MD-5002 | SP-2024 | | |
| 1000, TU9M, 33 KW | 09/91 → 04/96 | SP-943 | MD-5002 | SP-2024 | | |
| 1000i, CDZ, 37 KW | 01/97 → | SP-943 | MD-5070 | SP-2024 | | |
| 1000i, TU9M, 33 KW | 05/96 → | SP-943 | MD-5070 | SP-2061 | | |
| 1100, TU1M, 44 KW | 07/92 → 04/96 | SP-943 | MD-5070 | SP-2024 | | |
| 1100, TU1M, 44KW | 09/91 → 06/92 | SP-943 | MD-5002 | SP-2024 | | |
| 1100i, HDY, 40 KW | 01/97 → 06/99 | SP-943 | MD-5002 | SP-2024 | | |
| | 07/99 → 06/00 | SP-943 | MD-5002 | SP-2024 | | |
| | 07/00 → | MD-425 | MD-5002 | SP-2024 | | |
| 1100i, TU1JP/M, 44 KW | 05/96 → 06/99 | SP-943 | MD-5070 | SP-2061 | | |
| Comments: MD-5070 engine code HDZ (TU1M), HFX (TU1JP) | | | | | | |
| | 07/99 → 06/00 | SP-943 | MD-5070 | SP-2061 | | |
| Comments: MD-5070 engine code HDZ (TU1M), HFX (TU1JP) | | | | | | |
| | 07/00 → | MD-425 | MD-5070 | SP-2061 | | |
| Comments: MD-5070 engine code HDZ (TU1M), HFX (TU1JP) | | | | | | |
| 1300, TU2J2, 72KW | 11/93 → 05/96 | SP-943 | MD-9464 | SP-2024 | | |
| 1400, TU3, 51 KW | 08/91 → 09/95 | SP-943 | MD-5070 | | | |
| | 10/95 → 03/96 | SP-943 | MD-5070 | SP-2061 | | |
| 1400, TU3, TU3M, TU3J2/Z, 55/69KW | 09/91 → 05/96 | SP-943 | MD-5070 | SP-2024 | | |
| 1400D, TUD3Y, 37KW | 09/92 → 04/96 | SP-943 | MD-9088 | SP-831 | | |
| 1400i, TU3JP, 55 KW | 05/96 → 06/99 | SP-943 | MD-5070 | SP-2061 | | |
| | 07/99 → 06/00 | SP-943 | MD-5070 | SP-2061 | | |
| | 07/00 → | MD-425 | MD-5070 | SP-2061 | | |
| 1500D, TUD5, 40 KW | 05/96 → 07/99 | SP-943 | MD-9488 | SP-831 | | |
| 1500D, TUD5, 40/43KW | 06/94 → | SP-943 | MD-9488 | SP-967 | | |
| 1500D, TUD5, 42 KW | 07/01 → | SP-943 | MD-9488 | SP-831 | | |
| 1600, TU5JP, TU5J2, 65-76 KW | 06/93 → 04/96 | SP-943 | MD-5070 | SP-2024 | | |
| 1600i, TU5JP, TU5J2, 65 KW | 05/96 → 06/98 | SP-943 | MD-5070 | SP-2061 | | |
| | 07/98 → 06/00 | SP-943 | MD-5070 | SP-2061 | | |
| | 07/00 → | MD-425 | MD-5070 | SP-2061 | | |
| 1600i S16, TU5J4, 87 KW | 05/96 → 12/98 | SP-943 | MD-9582 | SP-2061 | | |
| 1600i, TU5JP, TU5J2, 74 KW | 05/96 → | SP-943 | MD-5070 | SP-2024 | | |
| Electric, 20 KW | 04/96 → 07/07 | | | | | |

107 (05-)

| | | | | | | |
|-------------------------|---------|--------|---------|--------|---------|--|
| 1000, 1KR-FE, 50 KW | 07/05 → | SP-991 | MD-9682 | | MS-6313 | |
| 1400 HDI, DV4TED, 40 KW | 11/05 → | MD-509 | MD-8486 | FF-058 | MS-6313 | |

2008 (13-)

| | | | | | | |
|----------------------------------|---------|--------|---------|---------|---------|--|
| 1200 VTi, EB2, 60 KW | 03/13 → | SP-943 | | SP-2061 | MS-6370 | |
| 1400 e-HDi, 70 FAP, DV4C, 50 KW | 03/13 → | MD-509 | MD-8526 | | MS-6370 | |
| 1600 e-HDi 115 FAP, DV6C, 84 KW | 03/13 → | MD-509 | MD-8526 | | MS-6370 | |
| 1600 e-HDi 90 FAP, DV6DTE, 68 KW | 03/13 → | MD-509 | MD-8526 | | MS-6370 | |
| 1600 VTi 120, EP6C, 88 KW | 03/13 → | MD-525 | MD-8448 | SP-2061 | MS-6370 | |

|  |  |  OIL |  AIR |  FUEL |  CABIN |  OTHER |
|---|--|--|--|---|--|--|
| PEUGEOT | | | | | | |
| 204 (65-77) | | | | | | |
| 1100, XK, XK4, XK5, 39-43 KW | 01/70 → 09/75 | SP-893 | MD-422 | FF-009 | | |
| | 09/75 → 02/82 | SP-888 | MD-422 | FF-009 | | |
| 1300D, XLD, 29 KW | 05/68 → 05/73 | SP-893 | | MD-101 | | |
| 1400D, XL4D, 33 KW | 01/73 → 10/77 | SP-893 | | MD-101 | | |
| 205 (83-98) | | | | | | |
| 1000, 108C, 33 KW | 03/83 → 08/86 | SP-888 | MD-5032 | FF-009 | | |
| 1000, TU9, 33 KW | 09/86 → 07/90 | SP-943 | MD-5002 | FF-009 | | |
| | 07/90 → 12/97 | SP-943 | MD-5070 | FF-009 | | |
| 1000, TU9, 35 KW | 07/90 → 12/97 | SP-943 | MD-5002 | FF-009 | | |
| 1100, 109F, 37 KW | 02/83 → 10/86 | SP-888 | MD-5032 | FF-009 | | |
| 1100, 109N, 36 KW | 10/86 → 10/87 | SP-943 | MD-5002 | SP-2022 | | |
| 1100, TU1, 40 KW | 10/86 → 10/93 | | MD-5070 | SP-2003 | | |
| 1118 Mot. Talbot, 109F, 37 KW | 03/83 → 10/90 | SP-833 | MD-5002 | FF-009 | | |
| 1124i, TU1, 40KW | 09/86 → 01/90 | SP-943 | MD-5002 | SP-2022 | | |
| 1124i, TU1, 40KW some/teilweise | 09/86 → 01/90 | | | SP-2003 | | |
| 1124i, TU1M, 44KW | 11/89 → 12/92 | SP-943 | MD-5002 | SP-2022 | | |
| 1124i, TU1M, 44KW some/teilweise | 11/89 → 12/92 | | | SP-2003 | | |
| 1294 Mot. Talbot, XL5, 47 KW | 02/84 → 10/87 | SP-833 | MD-5002 | FF-009 | | |
| 1294i RALLYE, TU24, 74 KW | 09/87 → 10/98 | SP-943 | MD-5034 | SP-2022 | | |
| | 06/88 → 10/89 | | | SP-2003 | | |
| 1360, 150B, 59 KW | 09/86 → 07/90 | SP-943 | MD-5002 | FF-009 | | |
| 1360, 150G, 44 KW | 03/83 → 08/86 | SP-888 | MD-5032 | FF-009 | | |
| 1360i, 150B, 55KW | 10/89 → 12/97 | | | SP-2003 | | |
| 1360i, 150H, 58KW | 04/86 → 01/90 | | | SP-2003 | | |
| 1360i, 1Y2, 58KW | 04/86 → 01/90 | SP-948 | MD-5002 | SP-2022 | | |
| 1360i, TU3M, 55KW | 10/89 → 06/90 | SP-943 | MD-5002 | SP-2022 | | |
| 1360i TU3M, 55KW | 07/90 → 12/98 | SP-943 | MD-5070 | SP-2022 | | |
| 1580 Automatik, XU51C, 53 KW | 02/83 → 10/90 | SP-943 | MD-572 | FF-009 | | |
| 1580 Schaltung, XU51C, 53 KW | 02/83 → 10/90 | SP-943 | MD-5002 | FF-009 | | |
| 1580i, XU5M2Z, 65KW | 05/90 → 07/92 | SP-943 | MD-5002 | SP-2022 | | |
| | 08/92 → 12/97 | SP-943 | MD-5002 | SP-2024 | | |
| 1580i, XU5M2Z, 65KW Automatik | 05/90 → 12/97 | SP-943 | MD-572 | SP-2024 | | |
| 1600 GTI, XU5J, 76-83KW | 11/83 → 12/89 | SP-943 | MD-5034 | SP-2022 | | |
| 1760D BOSCH, XUD7, 44 KW | 03/83 → 12/89 | SP-943 | MD-572 | MD-111 | | |
| | 07/92 → 12/98 | SP-943 | MD-572 | MD-069 | | |
| 1760D CAV, XUD7, 44 KW | 03/83 → 12/89 | SP-943 | MD-572 | MD-195 | | |
| 1760TD, 58KW | 07/92 → 12/97 | SP-943 | MD-572 | MD-069 | | |
| 1760TD, XUD7, 44 KW | 01/90 → 06/92 | SP-943 | MD-572 | MD-111 | | |
| 1900D BOSCH 47KW | 09/86 → 06/92 | SP-943 | MD-572 | MD-111 | | |
| 1900D, CAV 47KW | 09/86 → 06/92 | SP-943 | MD-572 | MD-195 | | |
| 1900D, XUD9Y, 47KW | 07/92 → 12/97 | SP-943 | MD-572 | MD-069 | | |
| 1900i GTI, XU9JA, 94 KW | 02/86 → 12/97 | SP-943 | MD-5034 | SP-2022 | | |
| 206 (98-) | | | | | | |
| 1100i, HFZ (TU1JP), 44 KW | 08/98 → 06/99 | SP-943 | MD-9476 | SP-2061 | MS-6176 MS-6176C | |
| | 07/00 → | MD-425 MD-525 | MD-9476 | SP-2061 | MS-6176 MS-6176C | |
| Comments: MD-425: Up to engine no. 441 3114, MD-525: From engine no. 441 3115. | | | | | | |
| 1400 16V, KFU(ET3J4), 65 KW | 09/03 → | MD-525 | MD-8174 | SP-2061 | MS-6176 MS-6176C | |
| 1400 HDi 16V, DV4TED4, 68 KW | 09/03 → | MD-509 | MD-8038 | FF-064 | MS-6176 MS-6176C | |
| 1400 HDi, DV4TD, 50 KW | 09/01 → 03/09 | MD-509 | MD-8486 | FF-058 | MS-6176 MS-6176C | |

PEUGEOT

206 (98-)

| | | | | | |
|------------------------------------|---------------|--------|--------------------|---------|---------------------|
| 1400i, KFW/KFX (TU3JP/TU3A), 55 KW | 08/98 → 06/99 | SP-943 | MD-9476 MD-8174 | SP-2061 | MS-6176 MS-6176C |
|------------------------------------|---------------|--------|--------------------|---------|---------------------|

Comments: MD-9476: Chassis no. to ORGA 10254.

| | | | | | |
|--|---------------|------------------|--------------------|---------|---------------------|
| | 07/99 → 11/04 | MD-425 MD-525 | MD-9476 MD-8174 | SP-2061 | MS-6176 MS-6176C |
|--|---------------|------------------|--------------------|---------|---------------------|

Comments: MD-425: Up to engine no. 4717577, MD-525: From engine no. 4717578, MD-9476: Chassis no. to ORGA 10254.

| | | | | | |
|--|---------------|------------------|--------------------|---------|---------------------|
| | 12/04 → 09/07 | MD-425 MD-525 | MD-9736 MD-8174 | SP-2061 | MS-6176 MS-6176C |
|--|---------------|------------------|--------------------|---------|---------------------|

Comments: MD-425: Up to engine no. 4717577, MD-525: From engine no. 4717578, MD-9736: From chassis no. ORGA 10255.

| | | | | | |
|-------------------------------|---------------|--------|--------------------|---------|---------------------|
| 1600 16V, NFU (TU5JP4), 80 KW | 10/00 → 05/04 | MD-425 | MD-9476 MD-9736 | SP-2061 | MS-6176 MS-6176C |
|-------------------------------|---------------|--------|--------------------|---------|---------------------|

Comments: MD-425: Chassis no. to ORGA/RP 10072, MD-9736: Use in dusty environments.

| | | | | | |
|--|---------------|--------|--------------------|---------|---------------------|
| | 06/04 → 12/04 | MD-525 | MD-9476 MD-9736 | SP-2061 | MS-6176 MS-6176C |
|--|---------------|--------|--------------------|---------|---------------------|

Comments: MD-525: From chassis no ORGA/RP 10073, MD-9736: Use in dusty environments.

| | | | | | |
|--|---------|--------|---------|---------|---------------------|
| | 01/05 → | MD-525 | MD-8328 | SP-2061 | MS-6176 MS-6176C |
|--|---------|--------|---------|---------|---------------------|

Comments: MD-525: From chassis no ORGA/RP 10073.

| | | | | | |
|--------------------------------------|---------|--------|---------|--------|---------------------|
| 1600 HDi 110/FAP 110, DV6TED4, 80 KW | 04/04 → | MD-509 | MD-8038 | FF-064 | MS-6176 MS-6176C |
|--------------------------------------|---------|--------|---------|--------|---------------------|

| | | | | | |
|--------------------------|---------------|--------|---------|---------|---------------------|
| 1600i, NF2(TU5JP), 66 KW | 08/98 → 12/00 | SP-943 | MD-9476 | SP-2061 | MS-6176 MS-6176C |
|--------------------------|---------------|--------|---------|---------|---------------------|

| | | | | | |
|-----------------|---------|--------|---------|------------------|---------------------|
| 1800 HDi, 66 KW | 10/99 → | SP-943 | MD-5126 | MD-375 MD-393 | MS-6176 MS-6176C |
|-----------------|---------|--------|---------|------------------|---------------------|

Comments: MD-393: Partly/or.

| | | | | | |
|------------------------------|---------------|--------|---------|--------|---------------------|
| 1900 Diesel, WJZ(DW8), 51 KW | 08/98 → 12/01 | SP-943 | MD-5126 | MD-375 | MS-6176 MS-6176C |
|------------------------------|---------------|--------|---------|--------|---------------------|

| | | | | | |
|------------------------------|---------|--------|---------|---------|---------------------|
| 2000 16V RC, EW10J45, 130 KW | 09/02 → | SP-943 | MD-9750 | SP-2061 | MS-6176 MS-6176C |
|------------------------------|---------|--------|---------|---------|---------------------|

| | | | | | |
|-------------------------------|---------|--------|---------|--------|---------------------|
| 2000 HDi 110, DW10ATED, 81 KW | 04/99 → | SP-943 | MD-9736 | MD-393 | MS-6176 MS-6176C |
|-------------------------------|---------|--------|---------|--------|---------------------|

| | | | | | |
|---------------------------------|---------------|--------|---------|------------------|---------------------|
| 2000 HDi 90, RHY(DW10TD), 66 KW | 12/99 → 11/04 | SP-943 | MD-5126 | MD-493 MD-393 | MS-6176 MS-6176C |
|---------------------------------|---------------|--------|---------|------------------|---------------------|

Comments: MD-493: Siemens injection system, MD-393: BOSCH injection system.

| | | | | | |
|--|---------|--------|---------|------------------|---------------------|
| | 12/04 → | SP-943 | MD-9736 | MD-493 MD-393 | MS-6176 MS-6176C |
|--|---------|--------|---------|------------------|---------------------|

Comments: MD-493: Siemens injection system, MD-393: BOSCH injection system.

| | | | | | |
|----------------------------|---------------|--------|---------|---------|---------------------|
| 2000 S16/GT, EW10J4, 99 KW | 04/99 → 10/00 | SP-943 | MD-5126 | SP-2061 | MS-6176 MS-6176C |
|----------------------------|---------------|--------|---------|---------|---------------------|

| | | | | | |
|------------------------------|---------|--------|---------|---------|---------------------|
| 2000i S16/CC, EW10J4, 104 KW | 10/00 → | SP-943 | MD-5126 | SP-2061 | MS-6176 MS-6176C |
|------------------------------|---------|--------|---------|---------|---------------------|

206+ (09-)

| | | | | | |
|--------------------|---------|--------|---------|---------|---------------------|
| 1100i, TU1A, 44 KW | 03/09 → | MD-525 | MD-8174 | SP-2061 | MS-6176 MS-6176C |
|--------------------|---------|--------|---------|---------|---------------------|

| | | | | | |
|---------------------------------|---------|--------|---------|--------|---------------------|
| 1400 HDI, DV4TD/TED/TED4, DV4C, | 02/10 → | MD-509 | MD-8526 | FF-058 | MS-6176 MS-6176C |
|---------------------------------|---------|--------|---------|--------|---------------------|

Comments: MD-8526: Engine code DV4C, FF-058: Engine code DV4C.

| | | | | | |
|---------------------------------------|---------------|--------|---------|--------|---------------------|
| 1400 HDI, DV4TD/TED/TED4, DV4C, 50 KW | 03/09 → 01/10 | MD-509 | MD-8486 | FF-058 | MS-6176 MS-6176C |
|---------------------------------------|---------------|--------|---------|--------|---------------------|

Comments: MD-8486: Engine code DV4TD/TED/TED4, FF-058: Engine code DV4TD/TED/TED4.

| | | | | | |
|-------------------|---------|--------|---------|---------|---------------------|
| 1400i, TU3A, 55KW | 03/09 → | MD-525 | MD-8174 | SP-2061 | MS-6176 MS-6176C |
|-------------------|---------|--------|---------|---------|---------------------|

207 (06-)

| | | | | | |
|------------------------|---------|--------|---------|---------|---------|
| 1400 16V, ET3J4, 66 KW | 02/06 → | MD-525 | MD-9780 | SP-2061 | MS-6370 |
|------------------------|---------|--------|---------|---------|---------|

| | | | | | |
|--|---------------|--------|---------|--------|---------|
| 1400 HDi 70, DV4TD/TED/TED4. DV4C, 50 KW | 02/06 → 02/10 | MD-509 | MD-8526 | FF-058 | MS-6370 |
|--|---------------|--------|---------|--------|---------|

| | | | | | |
|----------------------|---------|--------|--|---------|---------|
| 1400 VTi, EP3, 70 KW | 08/07 → | MD-525 | | SP-2061 | MS-6370 |
|----------------------|---------|--------|--|---------|---------|

| | | | | | |
|--------------------------|---------|--------|--------------------|---------|---------|
| 1400, TU3A/TU3AE5, 53 KW | 02/06 → | MD-525 | MD-8610 MD-9780 | SP-2061 | MS-6370 |
|--------------------------|---------|--------|--------------------|---------|---------|

Comments: MD-8610: Engine code TU3AE5/TU3A from chassis no. ORGA 154376, MD-9780: Engine code TU3A chassis no. to ORGA 154375, 1152280.

| | | | | | |
|-----------------------------------|---------|--------|---------|---------|---------|
| 1600 16V Turbo RC, EP6DT5, 128 KW | 02/07 → | MD-525 | MD-8498 | SP-2061 | MS-6370 |
|-----------------------------------|---------|--------|---------|---------|---------|

Comments: MD-8498: Chassis no. to ORGA 11920.

PEUGEOT

207 (06-)

| | | | | | | |
|---|---------------|--------|---------|---------|---------|--|
| 1600 16V Turbo, EP6DT(5FX), 110 KW | 09/06 → 09/09 | MD-525 | MD-8498 | SP-2061 | MS-6370 | |
| Comments: MD-8498: Chassis no. to ORGA 11920. | | | | | | |
| 1600 16V Turbo, EP6DT, 115 KW | 10/09 → | MD-525 | | | MS-6370 | |
| 1600 16V, NFU(TU5JP4), 80 KW | 02/06 → | MD-525 | | SP-2061 | MS-6370 | |
| 1600 HDi 110 FAP, 9HY/9HZ(DV6TED4), 80 KW | 02/06 → | MD-509 | MD-8038 | FF-064 | MS-6370 | |
| 1600 HDi 110 FAP, DV6CTED, 82 KW | 03/10 → | MD-509 | MD-8526 | FF-064 | MS-6370 | |
| 1600 HDi 90 FAP, DV6DTED, 68 KW | 03/10 → | MD-509 | MD-8526 | FF-064 | MS-6370 | |
| 1600 HDi 90, 9HX(DV6ATED4), 66 KW | 02/06 → | MD-509 | MD-8038 | FF-064 | MS-6370 | |
| 1600 VTi, EP6, 88 KW | 09/06 → | MD-525 | | SP-2061 | MS-6370 | |

208 (12-)

| | | | | | | |
|---------------------------------|---------|--------|---------|---------|---------|--|
| 1000 VTi, EB0, 50 KW | 08/12 → | SP-943 | | SP-2061 | MS-6370 | |
| 1200 VTi, EB2, 60 KW | 08/12 → | SP-943 | | SP-2061 | MS-6370 | |
| 1400 HDi 70 FAP, DV4C, 50 KW | 04/12 → | MD-509 | MD-8526 | | MS-6370 | |
| 1400 VTi 95, EP3C, 70 KW | 04/12 → | MD-525 | MD-8448 | SP-2061 | MS-6370 | |
| 1600 16V VTi 120, EP6C, 88 KW | 04/12 → | MD-525 | MD-8448 | SP-2061 | MS-6370 | |
| 1600 HDi 110 FAP, DV6C, 82 KW | 04/12 → | MD-509 | MD-8256 | | MS-6370 | |
| 1600 HDi 90 FAP, DV6DTED, 68 KW | 04/12 → | MD-509 | MD-8256 | | MS-6370 | |
| | 08/12 → | MD-509 | MD-8526 | | MS-6370 | |
| 1600 THP, 115 KW | 04/12 → | MD-525 | | SP-2061 | MS-6370 | |

3008 (09-)

| | | | | | | |
|--|---------|--------|---------|---------|---------|--|
| 1600 HDi 115 FAP, DV6CTED, 85 KW | 10/12 → | MD-509 | MD-8526 | FF-064 | MS-6400 | |
| 1600 HDi FAP, DV6CTED, 82 KW | 01/10 → | MD-509 | MD-8526 | FF-064 | MS-6400 | |
| 1600 HDi, DV6TED4, 80 KW | 06/09 → | MD-509 | MD-8038 | FF-064 | MS-6400 | |
| 1600 THP, EP6DT, 110 KW | 06/09 → | MD-525 | MD-8498 | | MS-6400 | |
| Comments: Air-Filter: chassis no. up to ORGA 11920 | | | | | | |
| 1600 THP, EP6DT, 115 KW | 06/09 → | MD-525 | MD-8498 | SP-2083 | MS-6400 | |

| | | | | | | |
|--|---------|--------|---------|--------|---------|--|
| Comments: Air-Filter: chassis no. up to ORGA 11920 | | | | | | |
| 1600 VTi, EP6, 88 KW | 06/09 → | MD-525 | MD-8448 | | MS-6400 | |
| 2000 HDi FAP, Hybrid 4, 147 KW | 02/12 → | | | | MS-6400 | |
| 2000 HDi, DW10CTED4, 110 KW | 06/09 → | MD-525 | MD-8456 | MD-657 | MS-6400 | |
| 2000 HDi, DW10CTED4, 120 KW | 06/09 → | MD-525 | MD-8456 | MD-657 | MS-6400 | |

301 (13-)

| | | | | | | |
|--------------------------|---------|--------|---------|--|--|--|
| 1200 VTi, EB2, 53 KW | 01/13 → | SP-943 | | | | |
| 1600 HDi, DV6DTED, 68 KW | 01/13 → | MD-509 | MD-8526 | | | |
| 1600 VTi, EC5, 86 KW | 01/13 → | MD-525 | MD-9772 | | | |

304 (70-80)

| | | | | | | |
|--------------------|---------------|--------|--------|--------|--|--|
| 1100, XK5, 43 KW | 10/75 → 10/80 | SP-888 | MD-422 | FF-009 | | |
| 1300, XL3S, 55KW | 03/72 → 09/75 | SP-893 | | FF-009 | | |
| | 10/75 → 08/76 | SP-888 | | | | |
| 1300, XL5, 48KW | 09/70 → 09/75 | SP-893 | MD-422 | FF-009 | | |
| | 10/75 → 10/80 | SP-888 | MD-422 | FF-009 | | |
| 1400D, XL4D, 33 KW | 10/76 → 10/79 | SP-893 | | MD-101 | | |

305 (77-90)

| | | | | | | |
|---------------------------|---------------|--------|--------|---------|--|--|
| 1300, XL5, 44-48 KW | 11/77 → 06/84 | SP-888 | MD-422 | FF-009 | | |
| 1500, XR5, 54KW | 11/79 → 08/85 | SP-888 | | FF-009 | | |
| 1500, XR5A, 50KW | 07/84 → 07/90 | SP-888 | MD-422 | FF-009 | | |
| 1500, XR5S, 65KW | 05/80 → 09/81 | SP-888 | MD-422 | FF-009 | | |
| 1500D, XID, 36 KW | 11/77 → 09/81 | SP-893 | MD-572 | MD-101 | | |
| | 11/77 → 09/81 | | | MD-093 | | |
| 1600, XU51C, 66 KW | 10/81 → 12/88 | SP-948 | MD-572 | FF-009 | | |
| 1600D | 11/77 → 09/81 | SP-893 | MD-572 | MD-093 | | |
| | 10/81 → 12/88 | SP-948 | MD-572 | MD-093 | | |
| | 10/81 → 12/88 | SP-948 | MD-572 | MD-101 | | |
| 1600D some/teilweise | 11/77 → 09/81 | SP-893 | MD-572 | MD-101 | | |
| 1600i, XU5S, 66 KW | 10/85 → 12/88 | SP-948 | MD-572 | SP-2022 | | |
| 1900D, XUD9, 47 KW | 10/81 → 12/88 | SP-948 | MD-572 | MD-101 | | |
| 1900D, XUD9, 48 KW | 10/81 → 12/88 | SP-948 | MD-572 | MD-093 | | |
| 1900i GTX/GT, XU9S, 75 KW | 01/83 → 12/88 | SP-948 | MD-572 | SP-2022 | | |

PEUGEOT

306 (93-)

| | | | | | | |
|---|---------------|--------|---------|---------|---------|--|
| 1100i HDZ(TU1M), 44 KW | 07/96 → | SP-943 | MD-5070 | SP-1261 | MS-6184 | |
| | 07/99 → 06/99 | SP-943 | MD-5070 | SP-2001 | MS-6184 | |
| 1400i, KFX (TU3JP), 55 KW | 05/93 → 06/00 | SP-943 | MD-5070 | SP-2061 | MS-6184 | |
| | 07/00 → | MD-425 | MD-5070 | SP-2061 | MS-6184 | |
| | 07/96 → | MD-425 | MD-5070 | SP-2061 | MS-6184 | |
| 1600i, NFT(TU5JP), 72 KW | 10/00 → | MD-425 | MD-8212 | SP-2061 | MS-6184 | |
| 1600i, NFZ (TU5JP), 65 KW | 05/93 → 06/00 | SP-943 | MD-5070 | SP-2061 | MS-6184 | |
| | 07/00 → | MD-425 | MD-5070 | SP-2061 | MS-6184 | |
| 1800 D, A9A (XUD7), 43 KW | 09/98 → | SP-943 | MD-572 | MD-069 | MS-6184 | |
| 1800 HDI, 66 KW | 10/99 → | SP-943 | MD-5126 | MD-393 | MS-6184 | |
| 1800i 16V, LFY (XU7JP4), 81 KW | 03/97 → | SP-943 | MD-9486 | SP-2061 | MS-6184 | |
| 1800i LFZ (XU7JP), 74 KW | 05/93 → | SP-943 | MD-9250 | SP-2024 | MS-6184 | |
| 1800i, XU7JP4, 81 KW | 07/00 → | SP-943 | MD-9486 | SP-2061 | MS-6184 | |
| 1900 D, DHU (XYD98SD), 55 KW | 03/98 → | SP-943 | MD-572 | MD-069 | MS-6184 | |
| 1900 D, DJY (XUD9A), 50 KW | 06/94 → 06/99 | SP-943 | MD-5122 | MD-069 | MS-6184 | |
| | 06/94 → 09/98 | SP-943 | MD-572 | MD-069 | MS-6184 | |
| | 06/94 → 09/98 | SP-943 | MD-5122 | MD-069 | MS-6184 | |
| 1900 D, DJZ (XUD9Y), 47 KW | 05/93 → | SP-943 | MD-572 | MD-069 | MS-6184 | |
| 1900 D, WJZ (DW8), 51 KW | 09/98 → | SP-943 | MD-5122 | MD-375 | MS-6184 | |
| | 09/98 → | SP-943 | MD-572 | MD-375 | MS-6184 | |
| 1900 DT, DHY (XUD9TE), 66 KW | 05/93 → 04/97 | SP-943 | MD-5034 | MD-069 | MS-6184 | |
| | 05/97 → | SP-943 | MD-5122 | MD-069 | MS-6184 | |
| 2000 HDI, 66 KW | 10/99 → | SP-943 | MD-9774 | MD-393 | MS-6184 | |
| Comments: In dusty environments use MD-9510 | | | | | | |
| 2000 HDI, 81 KW | 10/99 → | SP-943 | MD-9736 | MD-393 | MS-6184 | |
| 2000i S16, RFT (XU10J4), 110 KW | 06/94 → 06/96 | SP-943 | MD-5034 | SP-2061 | MS-6184 | |
| 2000i S16, RFY (XU10J4Z), 112KW | 07/96 → | SP-943 | MD-5034 | SP-2061 | MS-6184 | |
| 2000i, RFV (XU10J4R), 97 KW | 03/97 → | SP-943 | MD-9486 | SP-2061 | MS-6184 | |
| 2000i, RFX (XU10J2), 89 KW | 07/96 → | SP-943 | MD-9250 | SP-2024 | MS-6184 | |
| 2000i,RFX (XU10J2), 89 KW | 05/93 → 06/96 | SP-943 | MD-9250 | SP-2001 | MS-6184 | |
| 2000iS16,RFS(XU10J4RS),120KW | 03/96 → | SP-943 | MD-5034 | SP-2061 | MS-6184 | |
| 2000iS16,RFY(XU10J4Z),112KW | 05/93 → | SP-943 | MD-5034 | SP-2024 | MS-6184 | |

307 (01-)

| | | | | | | |
|--|---------------|------------------|--------------------|---------|---------------------|--|
| 1400 16V, KFU(ET3J4), 65 KW | 10/03 → | MD-525 | MD-8174 | SP-2061 | MS-6237 MS-6237C | |
| 1400 HDi 16V, (DV4TED4, 68 KW | 09/03 → | MD-509 | MD-8038 | FF-064 | MS-6237 MS-6237C | |
| 1400 HDi 70, 8HZ(DV4TD), 51 KW | 12/01 → | MD-509 | MD-8486 | FF-058 | MS-6237 MS-6237C | |
| 1400, KXF(TU3JP), 55 KW | 03/01 → | MD-425 MD-525 | MD-9752 MD-9750 | SP-2061 | MS-6237 MS-6237C | |
| Comments: MD-425: Up to engine no. 4717577, MD-525: From engine no. 4717578, MD-9750: Use in dusty environments. | | | | | | |
| 1600 16V, TU5JP4, 80 KW | 03/01 → 04/04 | MD-425 | MD-9752 MD-9750 | SP-2061 | MS-6237 MS-6237C | |
| Comments: MD-425: Chassis no. to ORGA/RP 10072, MD-9750: Use in dusty environments. | | | | | | |
| | 05/04 → 05/05 | MD-525 | MD-9752 MD-9750 | SP-2061 | MS-6237 MS-6237C | |
| Comments: MD-525: From chassis no ORGA/RP 1073, MD-9750: Use in dusty environments. | | | | | | |
| | 06/05 → | MD-525 | MD-8328 | SP-2061 | MS-6237 MS-6237C | |
| Comments: MD-525: From chassis no ORGA/RP 1073. | | | | | | |
| 1600 HDi 110, DV6TED4, 80 KW | 02/04 → | MD-509 | MD-8038 | FF-064 | MS-6237 MS-6237C | |
| 1600 HDi 90, DV6ATED4, 66 KW | 09/05 → | MD-509 | MD-8038 | FF-064 | MS-6237 MS-6237C | |
| 2000 16V, (EW10J4S), 130 KW | 07/05 → | SP-943 | MD-9750 | | MS-6237 MS-6237C | |
| 2000 16V, (EW10J4S), 132 KW | 09/03 → | SP-943 | MD-9750 | SP-2061 | MS-6237 MS-6237C | |
| Comments: MD-9750: Use in dusty environments. | | | | | | |

PEUGEOT

307 (01-)

| | | | | | | |
|--|---------------|--------|--------------------|------------------|---------------------|--|
| 2000 16V, EW10J4, 100 KW | 06/01 → 05/05 | SP-943 | MD-9750 MD-9752 | SP-2061 | MS-6237 MS-6237C | |
| Comments: MD-9750: Use in dusty environments. | | | | | | |
| 2000 16V, RFJ(EW10A), 103 KW | 04/05 → | MD-525 | MD-8220 | SP-2061 | MS-6237 MS-6237C | |
| 2000 16V, RFN(EW10J4), 101 KW | 09/03 → | SP-943 | MD-9750 MD-9752 | SP-2061 | MS-6237 MS-6237C | |
| Comments: MD-9750: Use in dusty environments. | | | | | | |
| 2000 HDi 110, RHS(DW10ATED4), 81 KW | 06/01 → | SP-943 | MD-9750 | MD-493 MD-393 | MS-6237 MS-6237C | |
| Comments: MD-493: Siemens injection system, MD-393: BOSCH injection system. | | | | | | |
| 2000 HDi 135/140, RHR(DW10BTED4), 100 KW | 10/03 → | MD-525 | MD-8132 MD-8456 | MD-563 | MS-6237 MS-6237C | |
| Comments: MD-8132: With manual transmission, MD-8456: With automatic transmission. | | | | | | |
| 2000 HDi 90, RHY(DW10TD), 66 KW | 03/01 → 05/05 | SP-943 | MD-9750 | MD-493 MD-393 | MS-6237 MS-6237C | |
| Comments: MD-493: Siemens injection system, MD-393: BOSCH injection system. | | | | | | |
| 2000 HDi FAP, RHS(DW10ATED), 79 KW | 09/01 → | SP-943 | MD-9750 | MD-493 MD-393 | MS-6237 MS-6237C | |
| Comments: MD-493: Siemens injection system, MD-393: BOSCH injection system. | | | | | | |

308 (07-)

| | | | | | | |
|--|---------------|--------|---------|---------|---------------------|--|
| 1400, EP3, 70KW | 09/07 → 04/10 | MD-525 | MD-8448 | | MS-6237 MS-6237C | |
| 1400, EP3, 72 KW | 05/10 → | MD-525 | MD-8448 | SP-2061 | MS-6237 MS-6237C | |
| 1600 16V Turbo, EP6CDT, 115 KW | 09/07 → | MD-525 | MD-8498 | SP-2061 | MS-6237 MS-6237C | |
| 1600 16V Turbo, EP6DT, 103KW | 09/07 → | MD-525 | MD-8498 | SP-2061 | MS-6237 MS-6237C | |
| Comments: Air-Filter: chassis no. up to ORGA 11920 | | | | | | |
| 1600 16V Turbo, EP6DT, 110KW | 09/07 → | MD-525 | MD-8498 | SP-2061 | MS-6237 MS-6237C | |
| Comments: Air-Filter: chassis no. up to ORGA 11920 | | | | | | |
| 1600 16V Turbo, EP6DTS, 128KW | 03/08 → | MD-525 | MD-8498 | | MS-6237 MS-6237C | |
| Comments: Air-Filter: chassis no. up to ORGA 11920 | | | | | | |
| 1600 16V, EP6, 88KW | 09/07 → | MD-525 | MD-8448 | | MS-6237 MS-6237C | |
| 1600 Bioflex, R95-02, 82 KW | 03/09 → | MD-525 | MD-8328 | SP-2061 | MS-6237 MS-6237C | |
| 1600 GTi, EP6CDTX, 147 KW | 08/10 → | MD-525 | | | MS-6237 MS-6237C | |
| 1600 HDi 110 FAP, DV6CTED, 82KW | 03/10 → | MD-509 | MD-8526 | | MS-6237 MS-6237C | |
| 1600 HDi 90 FAP, DV6DTE, 68 KW | 03/10 → | MD-509 | MD-8526 | | MS-6237 MS-6237C | |
| 1600 HDi, DV6ATED4, 80 KW | 09/07 → 02/10 | MD-509 | MD-8038 | FF-064 | MS-6237 MS-6237C | |
| 1600 HDi, DV6TED4, 66 KW | 09/07 → 02/10 | MD-509 | MD-8038 | FF-064 | MS-6237 MS-6237C | |
| 2000 HDi, DW10BTED4, 100KW | 09/07 → | MD-525 | MD-8456 | MD-563 | MS-6237 MS-6237C | |
| 2000 HDi, DW10CTED4, 110 KW | 04/11 → | MD-525 | MD-8456 | MD-657 | MS-6237 MS-6237C | |
| 2000 HDi, DW10CTED4, 120 KW | 06/09 → | MD-525 | MD-8456 | MD-657 | MS-6237 MS-6237C | |
| 2000 HDi, RHR, 103KW | 02/09 → | MD-525 | MD-8456 | MD-563 | MS-6237 MS-6237C | |

308 II (13-)

| | | | | | | |
|-------------------------------|---------|--------|---------|---------|--|--|
| 1200 VTi, EB2, 60 KW | 09/13 → | SP-943 | | SP-2061 | | |
| 1600 HDi 115 FAP, DV6C, 85 KW | 09/13 → | MD-509 | MD-8526 | | | |

|  |  |  OIL |  AIR |  FUEL |  CABIN |  OTHER |
|---|--|--|--|---|--|--|
| PEUGEOT | | | | | | |
| 308 II (13-) | | | | | | |
| 1600 HDi 92 FAP, DV6DTEB, 68 KW | 09/13 → | MD-509 | MD-8526 | | | |
| 1600 THP 125, EP6CDT, 92 KW | 09/13 → | MD-525 | | SP-2061 | | |
| 1600 THP 155, EP6CDT, 115 KW | 09/13 → | MD-525 | | SP-2061 | | |
| 309 (85-93) | | | | | | |
| 1100, TU1M, 44 KW | 10/85 → 07/88 | SP-833 | MD-5002 | FF-009 | | |
| 1100i, E1, 40 KW | 08/89 → 12/93 | SP-943 | MD-5002 | SP-2003 | | |
| 1300, G1, 47 KW | 10/85 → 07/88 | SP-833 | MD-5002 | FF-009 | | |
| 1400, Y2/Y2A, 61 KW | 03/89 → 12/93 | SP-943 | MD-5002 | FF-009 | | |
| 1400i Kat, TU3M, 55 KW | 03/89 → 12/93 | SP-943 | MD-5002 | SP-2003 | | |
| 1580, XU5M2Z, 65 KW | 10/85 → 08/90 | SP-943 | MD-5002 | FF-009 | | |
| 1580i (GTI), XU5J, 76 KW | 10/85 → 12/90 | SP-943 | MD-5034 | SP-2022 | | |
| | 10/85 → 12/90 | | | SP-2003 | | |
| 1580i, XU51C, 53 KW | 01/87 → 08/90 | SP-943 | MD-5002 | SP-2022 | | |
| | 01/87 → 12/93 | | | SP-2003 | | |
| 1580i, XU52C/K, 68 KW | 09/90 → 12/93 | SP-943 | MD-5070 | SP-2024 | | |
| 1800D, XUD7, 44 KW | 10/85 → 06/92 | SP-943 | MD-572 | MD-195 | | |
| | 10/85 → 06/92 | SP-943 | MD-572 | MD-101 | | |
| | 07/92 → 12/93 | SP-943 | MD-572 | MD-069 | | |
| 1800TD, 57 KW | 01/87 → 06/92 | SP-943 | MD-572 | MD-195 | | |
| | 01/87 → 06/92 | | | MD-101 | | |
| | 07/92 → 12/93 | SP-943 | MD-572 | MD-069 | | |
| 1900i (GTI 16V), XU9J4, 116 KW | 10/85 → 08/90 | SP-943 | MD-5034 | SP-2022 | | |
| 1900i (GTI 16V), XU9J4Z, 108 KW | 09/90 → 12/93 | SP-943 | MD-5034 | SP-2024 | | |
| 1900i (SRI KAT), XU9JAZ, 88 KW | 01/87 → 12/88 | SP-943 | MD-5070 | SP-2022 | | |
| | 01/89 → 12/93 | SP-943 | MD-5070 | SP-2024 | | |
| 1900i, XU9, 72-80KW | 10/85 → 12/93 | SP-943 | MD-5002 | SP-2022 | | |
| 1900i, XU9, 72-80KW | 10/85 → 12/93 | | MD-5034 | SP-2022 | | |
| 4007 (07-) | | | | | | |
| 2000 16V, MMC, 108 KW | 11/10 → | SP-1001 | MD-8398 | | MS-6376 | |
| 2200 HDi 155, DW12BTED4, 115 KW | 09/07 → | MD-525 | MD-8398 | | MS-6376 | |
| 2400 16V, 125 KW | 11/07 → | SP-1001 | MD-8398 | | MS-6376 | |
| 4008 (12-) | | | | | | |
| 1600 HDi 115, 84 KW | 04/12 → | MD-509 | MD-8526 | | MS-6376 | |
| 1600i, MMC 4A92, 84 KW | 04/12 → | SP-1001 | MD-8398 | | MS-6376 | |
| 1800 HDi 150, MMC 4N13, 110 KW | 04/12 → | SP-1001 | MD-9938 | | MS-6376 | |
| 2000i, MMC 4B11, 110 KW | 04/12 → | SP-1001 | MD-8398 | | MS-6376 | |
| 404 (60-75) | | | | | | |
| 1600, 53 KW | 07/67 → 10/75 | SP-893 | | | | |
| | 11/60 → 12/75 | SP-943 | | | | |
| 1900D, 47 KW | 10/69 → 12/75 | SP-893 | | MD-093 | | |
| | 10/69 → 12/75 | SP-893 | | MD-101 | | |
| 405 (86-96) | | | | | | |
| 1360, TU3, 47 KW | 07/86 → 07/90 | SP-943 | MD-5002 | FF-009 | | |
| | 08/90 → 10/94 | SP-943 | MD-5070 | FF-009 | MS-6104 | |
| 1360i, TU3MC, 55 KW | 07/86 → 07/90 | SP-943 | MD-5002 | SP-2003 | | |
| | 07/90 → 10/94 | SP-943 | MD-5070 | SP-2003 | MS-6104 | |
| 1580, XU52C, 69 KW | 07/86 → 06/92 | SP-943 | MD-9088 | FF-009 | | |
| 1580i, XU52C, 69 KW | 07/86 → 03/88 | SP-943 | MD-9088 | SP-2022 | | |
| 1580i, XU5M, 66 KW | 04/88 → 10/94 | SP-943 | MD-9088 | SP-2003 | MS-6104 | |
| 1760i, XU7JP, 74 KW | 10/92 → 10/94 | SP-943 | MD-9250 | SP-2003 | MS-6104 | |
| 1800TD, XUD7TEY, 66 KW | 01/88 → 06/92 | SP-943 | MD-9088 | MD-195 | MS-6104 | |
| | 01/88 → 06/92 | | | MD-111 | MS-6104 | |
| | 07/92 → 10/94 | SP-943 | MD-9088 | MD-069 | MS-6104 | |
| 1900D, XUD9A, 51 KW | 03/88 → 06/92 | SP-943 | MD-9088 | MD-195 | MS-6104 | |
| 1900D, XUD9Y, 47 KW | 03/88 → 06/92 | | | MD-111 | MS-6104 | |
| | 07/92 → 10/94 | SP-943 | MD-9088 | MD-069 | MS-6104 | |
| 1900i (incl.MI16), XU9J4, 116 KW | 07/86 → 03/88 | SP-943 | MD-9088 | SP-2022 | | |
| 1900i (incl.MI16), XU9J4Z, 108 KW | 04/88 → 12/92 | SP-943 | MD-9088 | SP-2003 | MS-6104 | |
| 1900TD, XUD9TE, 66 KW | 08/92 → 12/94 | SP-943 | MD-9088 | MD-069 | MS-6104 | |

|  |  |  OIL |  AIR |  FUEL |  CABIN |  OTHER |
|---|--|--|--|---|--|--|
| PEUGEOT | | | | | | |
| 405 (86-96) | | | | | | |
| 2000i 16V (Mi16), XU10J4TE, 144 KW | 08/92 → 10/94 | SP-943 | MD-5034 | SP-2003 | MS-6104 | |
| 2000i T16, XU10J4TE, 144 KW | 08/92 → 10/94 | | | SP-2022 | MS-6104 | |
| 2000i Turbo (T16), XU10J4Z, 112 KW | 10/92 → 10/94 | SP-943 | MD-5034 | SP-2003 | MS-6104 | |
| | 10/92 → 10/94 | SP-943 | MD-5034 | SP-2022 | MS-6104 | |
| 406 (95-) | | | | | | |
| 1600i, XU5JP, 65KW | 10/95 → 05/04 | SP-943 | MD-9250 | SP-2061 | | |
| 1800i 16V, LFY, 81KW | 10/95 → 12/00 | SP-943 | MD-9088 | SP-2061 | | |
| 1800i, XU7JB, 66KW | 05/97 → 12/00 | SP-943 | MD-9088 | SP-2061 | MS-6150 | |
| 1900D, XUD9SE, 55KW | 10/96 → | SP-943 | MD-9088 | MD-069 | MS-6150 | |
| 1900TD, XUD9TE, 66/68KW | 01/96 → | SP-943 | MD-9088 | MD-069 | MS-6150 | |
| 2000 HDi, DW10TD, 66/80KW | 07/01 → | SP-943 | MD-9088 | MD-493 MD-393 | MS-6150 | |
| Comments: MD-493: Siemens injection system, MD-393: BOSCH injection system. | | | | | | |
| 2000i 16V, RFR, 99KW | 01/99 → 11/00 | SP-943 | MD-9088 | SP-2061 | MS-6150 | |
| 2000i 16V, XU10J2TE, 97KW | 10/95 → 12/00 | SP-943 | MD-9088 | SP-2061 | | |
| 2000i Turbo, XU10J2TE, 108KW | 04/96 → | SP-943 | MD-9088 | SP-2061 | MS-6150 | |
| 2100TD, P8C, 80 KW | 01/96 → 11/96 | SP-943 | MD-9088 | MD-069 | MS-6150 | |
| | 12/96 → | SP-943 | MD-9088 | MD-363 | MS-6150 | |
| 2200 16V, EW12J4, 140KW | 07/00 → | SP-943 | MD-9088 | SP-2061 | MS-6150 | |
| 2200 HDi, DW12TED4, 135KW | 03/00 → | SP-943 | MD-9088 | MD-393 | MS-6150 | |
| 2900i 24V, ES9J4, 140KW | 10/96 → 05/00 | SP-943 | MD-9088 | SP-2061 | MS-6150 | |
| 3000i V6, ES9J4S, 152KW | 05/00 → | SP-943 | MD-9088 | SP-2061 | MS-6150 | |
| 3000i, XFZ, 140 KW | 05/00 → | SP-943 | MD-9088 | SP-2061 | MS-6150 | |
| 407 (04-) | | | | | | |
| 1600 HDI 16V, DV6TED4, 80 KW | 06/04 → 02/08 | MD-509 | MD-8176 | FF-064 | MS-6306 | |
| Comments: MS-6306: Chassis no. to ORGA 11437. | | | | | | |
| | 03/08 → | MD-509 | MD-8176 | FF-064 | MS-6406C | |
| Comments: MS-6306: Chassis no. to ORGA 11438. | | | | | | |
| 1800 16V, EW7J4, 85 KW | 06/04 → 09/05 | SP-943 | MD-8190 | SP-2061 | MS-6306 | |
| 1800 16V, EW7J4/EW7J4, 92 KW | 10/05 → 02/08 | MD-525 SP-943 | MD-8190 | SP-2061 | MS-6306 | |
| Comments: MD-525: Engine code EW7A, SP-943: Engine code EW7J4, MS-6306: Chassis no. to ORGA 11437. | | | | | | |
| | 03/08 → 02/08 | MD-525 SP-943 | MD-8190 | SP-2061 | MS-6406C | |
| Comments: MD-525: Engine code EW7A, SP-943: Engine code EW7J4, MS-6406C: Chassis no. to ORGA 11438. | | | | | | |
| 2000 16V, EW10A, 103 KW | 05/05 → 02/08 | MD-525 | MD-8190 | SP-2061 | MS-6306 | |
| Comments: MS-6306: Chassis no. to ORGA 11437. | | | | | | |
| | 03/08 → | MD-525 | MD-8190 | SP-2061 | MS-6406C | |
| Comments: MS-6406C: From chassis no. ORGA 11438. | | | | | | |
| 2000 16V, EW10J4, 100 KW | 04/04 → 02/08 | SP-943 | MD-8190 | SP-2061 | MS-6306 | |
| Comments: MS-6306: Chassis no. to ORGA 11437. | | | | | | |
| | 03/08 → | SP-943 | MD-8190 | SP-2061 | MS-6406C | |
| Comments: MS-6406C: From chassis no. ORGA 11438. | | | | | | |
| 2000 HDi 135 FAP, DW10BTED4, 100 KW | 04/04 → 02/08 | MD-525 | MD-8116 | MD-563 | MS-6306 | |
| Comments: MS-6306: Chassis no. to ORGA 11437. | | | | | | |
| | 03/08 → | MD-525 | MD-8116 | MD-563 | MS-6406C | |
| Comments: MS-6406C: From chassis no. to ORGA 11438. | | | | | | |
| 2000 HDi 140, DW10BTED4, 103 KW | 07/08 → | MD-525 | MD-8116 | MD-563 | MS-6406C | |
| 2000 HDi FAP, DW10CTEDD4, 120 KW | 06/09 → | MD-525 | | MD-657 | MS-6406C | |
| 2200 16V, EW12J4, 116 KW | 04/04 → 02/08 | SP-943 | MD-8190 | SP-2061 | MS-6306 | |
| Comments: MS-6306: Chassis no. to ORGA 11437. | | | | | | |
| | 03/08 → | SP-943 | MD-8190 | SP-2061 | MS-6406C | |
| Comments: MS-6406C: From chassis no. ORGA 11438. | | | | | | |
| 2200 16V, EW12J4, 120 KW | 09/05 → 02/08 | SP-943 | MD-8190 | SP-2061 | MS-6306 | |
| Comments: MS-6306: Chassis no. to ORGA 11437. | | | | | | |
| | 03/08 → | SP-943 | MD-8190 | SP-2061 | MS-6406C | |
| Comments: MS-6406C: From chassis no. ORGA 11438. | | | | | | |
| 2200 HDi Bi-Turbo FAP, DW12BTED4PF, 125 KW | 03/06 → 02/08 | MD-525 | MD-8494 | | MS-6306 | |
| Comments: MS-6306: Chassis no. to ORGA 11437. | | | | | | |
| | 03/08 → | MD-525 | MD-8494 | | MS-6406C | |
| Comments: MS-6406C: From chassis no. ORGA 11438. | | | | | | |

PEUGEOT

| 407 (04-) | | | | | | |
|--|---------------|--------|---------|---------|---------------------|--|
| 2700 V6 HDi, DT17TED4, 150 KW | 09/05 → 02/08 | MD-611 | | MD-575 | MS-6306 | |
| Comments: MS-6306: Chassis no. to ORGA 11437. | | | | | | |
| | 03/08 → | MD-611 | | MD-575 | MS-6406C | |
| Comments: MS-6406C: From chassis no. ORGA 11438. | | | | | | |
| 3000 24V, ES9A, 155 KW | 04/04 → 10/04 | SP-943 | MD-8190 | SP-2061 | MS-6306 | |
| Comments: MS-6306: Chassis no. to ORGA 11437. | | | | | | |
| | 11/04 → 02/08 | SP-943 | MD-8190 | SP-2061 | MS-6306 | |
| Comments: MS-6306: Chassis no. to ORGA 11437. | | | | | | |
| | 03/08 → | SP-943 | MD-8190 | SP-2061 | MS-6406C | |
| Comments: MS-6406C: From chassis no. ORGA 11438. | | | | | | |
| 3000 V6 HDi FAP, DT20C, 177 KW | 07/09 → | MD-667 | | | MS-6406C | |
| 408 (12-) | | | | | | |
| 1600 HDi, DV6CTED, 82 KW | 09/12 → | MD-509 | MD-8526 | | MS-6237 MS-6237C | |
| 1600 Turbo, EP6DT, 110 KW | 09/12 → | MD-525 | | SP-2061 | MS-6237 MS-6237C | |
| 1600, EP6, 88 KW | 09/12 → | MD-525 | MD-8448 | SP-2061 | MS-6237 MS-6237C | |
| 1600, TU5JP4, 81 KW | 09/12 → | MD-525 | MD-8328 | SP-2061 | MS-6237 MS-6237C | |
| 5008 (09-) | | | | | | |
| 1600 16V, EP6, 88 KW | 09/09 → | MD-525 | MD-8448 | | MS-6400 | |
| 1600 16V, EP6CDT, 115 KW | 09/09 → | MD-525 | | | MS-6400 | |
| 1600 HDi, DV6CTED, 82 KW | 09/09 → | MD-509 | MD-8526 | FF-064 | MS-6400 | |
| 2000 HDi, 100 KW | 02/12 → | MD-525 | MD-8456 | MD-657 | MS-6400 | |
| 2000 HDi, DW10CTEDD4, 110KW | 09/09 → | MD-525 | MD-8038 | MD-657 | MS-6400 | |
| 2000 HDi, DW10CTEDD4, 120KW | 04/10 → | MD-525 | MD-8456 | MD-657 | MS-6400 | |
| 504 (67-89) | | | | | | |
| 1800, XM7, 53KW | 02/71 → 11/82 | SP-893 | MD-5006 | FF-009 | | |
| 1800, XM7, 54 KW | 12/82 → 07/86 | SP-948 | MD-5006 | FF-009 | | |
| 1800, XM7, 58 KW | 07/67 → 01/71 | SP-893 | | FF-009 | | |
| 1900D Bosch, XD4x88, 40 KW | 03/73 → 09/81 | SP-893 | | MD-101 | | |
| | 10/81 → 07/86 | SP-943 | | MD-101 | | |
| 1900D CAV, XD4x88, 40 KW | 03/73 → 09/81 | SP-893 | | MD-093 | | |
| | 10/81 → 07/86 | SP-943 | | MD-093 | | |
| 2000 TI, XN2, 78KW | 01/71 → 06/82 | SP-893 | MD-5006 | | | |
| 2000, 75 KW | 12/82 → 07/89 | SP-948 | MD-5006 | FF-009 | | |
| 2000, XN1, 68 KW | 01/71 → 09/75 | SP-893 | | FF-009 | | |
| | 10/75 → 11/82 | SP-893 | MD-5006 | FF-009 | | |
| 2100D Bosch, XN1, 48 KW | 02/71 → 10/81 | SP-893 | MD-5006 | MD-101 | | |
| | 11/81 → 07/86 | SP-948 | MD-5006 | MD-101 | | |
| 2100D CAV, XN1, 48 KW | 02/71 → 10/81 | SP-893 | MD-5006 | MD-093 | | |
| | 11/81 → 07/86 | SP-948 | MD-5006 | MD-093 | | |
| 2300D Bosch, XD2, 51 KW | 07/75 → 10/81 | SP-893 | MD-5006 | MD-101 | | |
| | 11/81 → 07/86 | SP-948 | MD-5006 | MD-101 | | |
| 2300D CAV, XD2, 51 KW | 07/75 → 10/81 | SP-893 | MD-5006 | MD-093 | | |
| | 11/81 → 07/86 | SP-948 | MD-5006 | MD-093 | | |
| 2600i V6 | 01/74 → 12/80 | SP-888 | | SP-2002 | | |
| 2600i V6, 106 KW | 01/80 → 07/86 | SP-888 | | | | |
| 505 (79-93) | | | | | | |
| 1800, XM7, 55 KW | 01/82 → 09/82 | SP-893 | MD-5006 | FF-009 | | |
| 1800, XM7, 60 KW | 10/82 → 10/85 | SP-948 | MD-5006 | FF-009 | | |
| 2000, XN1, 60-72KW | 11/80 → 09/82 | SP-893 | MD-5006 | FF-009 | | |
| | 10/82 → 11/86 | SP-948 | MD-5006 | FF-009 | | |
| 2000i -1578000, XN1, 69 KW | 09/80 → 01/83 | SP-888 | | SP-2004 | | |
| 2000i 1578001-, XN1, 69 KW | 01/83 → 10/85 | SP-948 | | SP-2004 | | |
| 2000i, ZEJ, 81KW | 08/79 → 10/86 | SP-888 | | SP-2002 | | |
| 2200, ZDJ, 84-85KW | 05/80 → 12/93 | SP-948 | | SP-2004 | | |
| 2200i GTI, ZDJL, 90-96KW | 08/82 → 12/93 | SP-948 | | SP-2003 | | |
| 2200i Turbo | 01/83 → 10/82 | SP-888 | | | | |

PEUGEOT

505 (79-93)

| | | | | | | |
|----------------------------|---------------|--------|---------|---------|--|--|
| 2200i Turbo, N9TE, 110 KW | 11/82 → 10/88 | | MD-9530 | | | |
| 2200i Turbo, N9TE, 114 KW | 11/82 → 10/88 | SP-948 | | SP-2022 | | |
| 2300TD BOSCH, XD2S, 59 KW | 07/82 → 06/86 | SP-953 | | MD-101 | | |
| 2300TD CAV, XD2S, 59 KW | 07/82 → 06/86 | SP-953 | | MD-093 | | |
| 2300TD, XD2S, 59 KW | 07/82 → 06/86 | | MD-9530 | | | |
| 2500D BOSCH, XD3, 51 KW | 11/81 → 11/89 | SP-948 | | MD-101 | | |
| 2500D BOSCH, XD3, 55 KW | 06/80 → 10/81 | SP-893 | | MD-101 | | |
| 2500D CAV, XD3, 51 KW | 06/80 → 10/81 | SP-893 | | MD-093 | | |
| | 11/81 → 11/89 | SP-948 | | MD-093 | | |
| 2500TD BOSCH, XD3TE, 77 KW | 07/82 → | SP-953 | MD-9530 | MD-101 | | |
| 2500TD CAV, XD3T, 66 KW | 07/82 → 12/93 | SP-953 | MD-9530 | MD-093 | | |
| 2800i GTI V6, ZN3J, 105 KW | 06/86 → 12/93 | SP-953 | MD-9178 | SP-2022 | | |

508 (10-)

| | | | | | | |
|--------------------------------|---------|--------|---------|---------|----------|--|
| 1600 HDi, 84 KW | 03/12 → | MD-509 | MD-8526 | | MS-6449C | |
| 1600 HDI, DV6C, 82 KW | 11/10 → | MD-509 | MD-8526 | | MS-6449C | |
| 1600 THP, EP6CDT, 115 KW | 11/10 → | MD-525 | | SP-2061 | MS-6449C | |
| 1600 VTI EP6C, 88 KW | 11/10 → | MD-525 | | SP-2061 | MS-6449C | |
| 2000 HDI DW10CTED4, 103KW | 11/10 → | MD-525 | | MD-657 | MS-6449C | |
| 2000 HDI DW10CTED4, 120KW | 11/10 → | MD-525 | | MD-657 | MS-6449C | |
| 2000 HDi FAP, Hybrid 4, 147 KW | 04/12 → | MD-525 | | MD-657 | MS-6449C | |
| | | SP-943 | | | | |

Comments: MD-525: Filter element, SP-943: Spin-on

| | | | | | | |
|-----------------------|---------|--------|--|--|----------|--|
| 2200 HDI DW12C, 150Kw | 11/10 → | MD-525 | | | MS-6449C | |
|-----------------------|---------|--------|--|--|----------|--|

604 (77-87)

| | | | | | | |
|---------------------------|---------------|--------|---------|---------|--|--|
| 2300TD BOSCH, XD2S, 59 KW | 06/82 → 12/82 | SP-953 | MD-9530 | MD-101 | | |
| 2300TD CAV, XD2S, 59 KW | 06/82 → 12/82 | SP-953 | MD-9530 | MD-195 | | |
| 2500TD BOSCH, XD3T, 66 KW | 09/82 → 12/85 | SP-953 | MD-560 | MD-101 | | |
| 2500TD CAV, XD3T, 66 KW | 09/82 → 12/85 | SP-953 | MD-560 | MD-093 | | |
| 2700 TI, ZMJ, 106 KW | 08/77 → 05/83 | SP-824 | | SP-2002 | | |
| 2800i GTI, ZMJK, 110KW | 09/82 → 07/86 | SP-888 | | | | |

605 (89-99)

| | | | | | | |
|-------------------------------|---------------|--------|---------|---------|---------|--|
| 2000, 84 KW | 01/89 → 08/93 | SP-943 | MD-9178 | FF-009 | | |
| 2000i 16VM XU10J4R, 97 KW | 08/93 → 12/99 | SP-943 | MD-9178 | SP-2003 | MS-6229 | |
| 2000i Turbo, XU10J2TE, 108 KW | 09/92 → 12/99 | SP-943 | MD-9178 | SP-2003 | MS-6229 | |
| 2000i, 79 KW | 01/89 → 12/99 | SP-943 | MD-9178 | SP-2003 | | |
| 2100D BOSCH, XUD11A, 60 KW | 08/89 → 06/94 | SP-943 | MD-9178 | MD-111 | MS-6199 | |
| 2100D CAV, XUD11A, 60 KW | 08/89 → 06/94 | SP-943 | MD-9178 | MD-195 | MS-6199 | |
| 2100TD BOSCH, XUD11ATE, 80 KW | 09/89 → 11/94 | SP-943 | MD-9178 | MD-111 | MS-6199 | |
| 2100TD CAV, XUD11ATE, 80 KW | 09/89 → 11/94 | SP-943 | MD-9178 | MD-195 | MS-6199 | |
| 2100TD, XUD11ATE, 80 KW | 12/94 → 12/99 | SP-943 | MD-9178 | MD-363 | MS-6229 | |
| 2500TD BOSCH, DK5ATE, 95 KW | 09/93 → 12/99 | SP-943 | MD-9178 | MD-111 | MS-6229 | |
| 2500TD CAV, DK5ATE, 95 KW | 09/93 → 12/99 | SP-943 | MD-9178 | MD-195 | MS-6229 | |
| 3000i SV 24, ZPJ4/Z, 147KW | 05/90 → 12/99 | SP-953 | MD-9178 | SP-2003 | | |
| 3000i V6, 140KW | 04/96 → 12/99 | SP-943 | MD-9178 | SP-2003 | | |
| 3000i, ZPJ, 123KW | 01/89 → 12/99 | SP-953 | MD-9178 | SP-2003 | | |

607 (00-)

| | | | | | | |
|------------------------------------|---------------|--------|---------|---------|--|--|
| 2000 16V, EW10J4, 100 KW | 02/00 → 02/09 | SP-943 | MD-9088 | SP-2061 | | |
| 2000 HDi 135 FAP, DW10BTED4, 99 KW | 12/05 → 02/09 | MD-525 | | MD-563 | | |
| 2000 HDi, DW10ATED, 80 KW | 03/01 → 02/09 | SP-943 | MD-9088 | MD-493 | | |
| | | | MD-9410 | MD-393 | | |

Comments: MD-9410: Use in dusty environments, MD-493: Siemens injection system, MD-393: BOSCH injection system.

| | | | | | | |
|---|---------------|--------|---------|---------|--|--|
| 2200 16V, EW12J4, 116 KW | 02/00 → 09/04 | SP-943 | MD-9088 | SP-2061 | | |
| 2200 16V, EW12J4, 120 KW | 09/04 → 02/09 | SP-943 | MD-9088 | SP-2061 | | |
| 2200 HDi Bi-Turbo FAP, DW12BTED4 PF, 125 KW | 05/06 → | MD-525 | | | | |
| 2200 HDi, DW12TED4, 98 KW | 02/00 → 05/01 | SP-943 | MD-9088 | MD-393 | | |
| | | | MD-9410 | | | |

Comments: MD-9410: Use in dusty environments, MD-393: BOSCH injection system.

| | | | | | | |
|--|---------------|--------|---------|--------|--|--|
| | 06/01 → 02/09 | SP-943 | MD-9088 | MD-493 | | |
| | | | MD-9410 | | | |

Comments: MD-9410: Use in dusty environments, MD-493: Siemens injection system.

PEUGEOT

607 (00-)

| | | | | | | |
|--|---------------|--------|--------------------|---------|--|--|
| 2700 V6 HDi Bi-Turbo FAP, DT17TED4, 150 KW | 01/05 → | MD-611 | | MD-575 | | |
| 3000 V6 24V, ES9A, 155 KW | 03/04 → 02/09 | SP-943 | | SP-2061 | | |
| 3000 V6 24V, ES9J4S, 152 KW | 02/00 → 04/04 | SP-943 | MD-9088 MD-9410 | SP-2061 | | |

Comments: MD-9410: Use in dusty environments.

806 (94-02)

| | | | | | | |
|---------------------------------------|---------------|--------|--------------------|---------|---------|--|
| 1800i, LFW (XU7JP), 73 KW | 07/94 → 08/02 | SP-943 | MD-9410 | SP-2061 | MS-6146 | |
| 1900 TD, DHX (XUD9TF), 66 KW | 07/95 → 08/02 | SP-943 | MD-9088 | MD-069 | MS-6146 | |
| 1900 TD, DHY (XUD9TE), 68 KW | 05/97 → 08/02 | SP-943 | MD-9088 | MD-069 | MS-6146 | |
| 2000 16V, RFN (EW10J4), 100 KW | 05/00 → 08/02 | SP-943 | MD-9088 | SP-2061 | MS-6146 | |
| 2000 16V, RFV (XU10J4), 97 KW | 05/98 → 08/02 | SP-943 | MD-9088 | SP-2061 | MS-6146 | |
| 2000 HDi, RHW/RHZ (DW10ATED/4), 80 KW | 08/99 → 04/01 | SP-943 | MD-9088 MD-9410 | MD-393 | MS-6146 | |

Comments: MD-9410: Use in dusty environments, MD-393: BOSCH injection system.

| | | | | | | |
|--|---------------|--------|--------------------|--------|---------|--|
| | 05/01 → 08/02 | SP-943 | MD-9088 MD-9410 | MD-493 | MS-6146 | |
|--|---------------|--------|--------------------|--------|---------|--|

Comments: MD-9410: Use in dusty environments, MD-493: Siemens injection system.

| | | | | | | |
|------------------------------------|---------------|--------|---------|---------|---------|--|
| 2000 Turbo, RGX (XU10J2TE), 108 KW | 06/94 → 06/96 | SP-943 | MD-9088 | SP-2003 | MS-6146 | |
| | 07/96 → | SP-943 | MD-9088 | SP-2061 | MS-6146 | |
| 2000, RFU (XU10J2), 89 KW | 06/94 → 06/96 | SP-943 | MD-9088 | SP-2003 | MS-6146 | |
| | 07/96 → 08/02 | SP-943 | MD-9088 | SP-2061 | MS-6146 | |
| 2100 TD, P8C (XUD11BTE), 80 KW | 06/96 → 08/02 | SP-943 | MD-9088 | MD-363 | MS-6146 | |

807 (02-)

| | | | | | | |
|--------------------------------|---------------|--------|--------------------|--------|---------|--|
| 2000 HDi FAP, DW10ATED4, 79 KW | 06/02 → 05/06 | SP-943 | MD-9088 MD-9410 | MD-493 | MS-6255 | |
|--------------------------------|---------------|--------|--------------------|--------|---------|--|

Comments: MD-9088: Chassis no. to ORGA 10121, MD-9410: From chassis no. ORGA 10122.

| | | | | | | |
|--|---------|--------|---------|------------------|---------|--|
| 2000 HDi FAP, DW10BTED4, DW10CBDTR, 100 KW | 07/06 → | SP-943 | MD-8388 | MD-563 MD-657 | MS-6255 | |
|--|---------|--------|---------|------------------|---------|--|

Comments: MD-563: Engine code DW10BTED4, MD-657: Engine code DW10CBDTR.

| | | | | | | |
|----------------------------------|---------------|--------|---------|--------|---------|--|
| 2000 HDi, DW10CTED4, 120 KW | 08/10 → | MD-525 | MD-8388 | MD-657 | MS-6255 | |
| 2000 HDi, DW10UTED4, 88 KW | 07/06 → | MD-525 | MD-8388 | MD-563 | MS-6255 | |
| 2000, EW10A, 103 KW | 10/05 → | MD-525 | MD-9088 | | MS-6255 | |
| 2000, EW10J4, 100 KW | 06/02 → 11/05 | SP-943 | MD-9088 | | MS-6255 | |
| 2200 HDi FAP, DW12BTED4, 125 KW | 10/07 → | MD-525 | MD-8388 | | MS-6255 | |
| 2200 HDi FAP, DW12TED4FAP, 94 KW | 06/02 → 07/06 | SP-943 | MD-9088 | MD-493 | MS-6255 | |
| 2200 HDi, DW12TED4, 100 KW | 06/02 → 07/06 | SP-943 | MD-9088 | MD-493 | MS-6255 | |
| 2200, EW12J4, 116 KW | 06/02 → 11/05 | SP-943 | MD-9088 | | MS-6255 | |
| 3000 V6, ES9J4S, 150 KW | 06/02 → | SP-943 | MD-9410 | | MS-6255 | |

Bipper (08-)

| | | | | | | |
|------------------------------|---------|--------|---------|--|--------------------|--|
| 1300 HDi 75, F130DTE5, 55 KW | 09/10 → | MD-637 | MD-8594 | | MS-6380 MS-6339 | |
|------------------------------|---------|--------|---------|--|--------------------|--|

Comments: MS-6380: With air-condition system Left Hand Drive, MS-6339: With air-condition system Right Hand Drive.

| | | | | | | |
|-------------------------|---------|--------|---------|--------|--------------------|--|
| 1400 HDi, DV4TED, 50 KW | 02/08 → | MD-509 | MD-8486 | FF-058 | MS-6380 MS-6339 | |
|-------------------------|---------|--------|---------|--------|--------------------|--|

Comments: MS-6380: With air-condition system Left Hand Drive, MS-6339: With air-condition system Right Hand Drive.

| | | | | | | |
|--------------------|---------|--------|---------|--|--------------------|--|
| 1400i, TU3A, 54 KW | 02/08 → | MD-525 | MD-8478 | | MS-6380 MS-6339 | |
|--------------------|---------|--------|---------|--|--------------------|--|

Comments: MS-6380: With air-condition system Left Hand Drive, MS-6339: With air-condition system Right Hand Drive.

Boxer I (94-02)

| | | | | | | |
|---------------|---------------|--------|---------|------------------|---------|--|
| 1900 D, 50 KW | 07/99 → 03/02 | SP-943 | MD-5018 | MD-093 SP-966 | MS-6145 | |
|---------------|---------------|--------|---------|------------------|---------|--|

Comments: MD-093: CAV/Delphi injection system, SP-966: BOSCH injection system.

| | | | | | | |
|-----------------------------|---------------|--------|---------|------------------|---------|--|
| 1900 D, D8C (XUD9AU), 51 KW | 03/94 → 03/02 | SP-943 | MD-5018 | MD-093 SP-966 | MS-6145 | |
|-----------------------------|---------------|--------|---------|------------------|---------|--|

Comments: MD-093: CAV/Delphi injection system, SP-966: BOSCH injection system.

| | | | | | | |
|-------------------------------|---------------|--------|--------|--------------------|---------|--|
| 1900 TD, D8C (XUD9UTF), 68 KW | 03/94 → 03/02 | SP-943 | MD-690 | MD-093 | MS-6145 | |
| 1900 TD, DHY (XUD9TE), 66 KW | 08/94 → 03/02 | SP-943 | MD-690 | MD-093 | MS-6145 | |
| 2000 HDi, DW10TD, 62 KW | 08/01 → 03/02 | SP-943 | MD-690 | SP-1239 | MS-6145 | |
| 2000i, RFW (XU10J2U), 80 KW | 03/94 → 03/02 | SP-943 | MD-690 | SP-2060 SP-2002 | MS-6145 | |

Comments: SP-2060: From chassis no. 154018416, SP-2002: Chassis no. to 15408415.

PEUGEOT

Boxer I (94-02)

| | | | | | | |
|--|---------------|---------|---------|------------------|---------|--|
| 2500 D, T9A(DJ5), 63 KW | 08/94 → 08/98 | SP-1120 | MD-5018 | MD-093 SP-966 | MS-6145 | |
| Comments: SP-966: BOSCH injection system. | | | | | | |
| | 09/98 → 03/02 | SP-934 | MD-5018 | MD-093 SP-966 | MS-6145 | |
| Comments: SP-966: BOSCH injection system. | | | | | | |
| 2500 TD, T8A(DJ5T), 76 KW | 07/94 → 08/98 | SP-1120 | MD-690 | MD-093 | MS-6145 | |
| | 09/98 → 12/00 | SP-943 | MD-690 | MD-093 | MS-6145 | |
| 2500 TDi, THX(DJ5TED), 79 KW | 01/97 → 08/98 | SP-1120 | MD-690 | MD-093 SP-966 | MS-6145 | |
| Comments: MD-093: CAV/Delphi injection system, SP-966: BOSCH injection system. | | | | | | |
| 2800 HDi, 64 KW | 01/99 → 02/02 | SP-990 | MD-690 | SP-966 | MS-6145 | |
| 2800 HDi, 94 KW | 09/00 → 03/02 | SP-990 | MD-690 | SP-1239 | MS-6145 | |

Boxer II (02-06)

| | | | | | | |
|---|---------------|-------------------|--------|---------|---------|--|
| 2000 HDi, 4HY (DW12UTED), 74 KW | 02/02 → 12/04 | SP-943 | MD-690 | SP-1239 | MS-6145 | |
| | 01/05 → 06/06 | SP-943 | MD-690 | MD-577 | MS-6145 | |
| 2000 HDi, RHV (DW10UTD), 62 KW | 02/02 → 12/04 | SP-943 | MD-690 | SP-1239 | MS-6145 | |
| | 01/05 → | SP-943 | MD-690 | MD-577 | MS-6145 | |
| 2000i Bipower, RFL (XU10J2U), 70 KW | 02/02 → 06/06 | SP-943 | MD-690 | | MS-6145 | |
| 2000i, RFL (XU10J2U), 81 KW | 02/02 → 06/06 | SP-943 | MD-690 | | MS-6145 | |
| 2800 HDi 127, 8140.43S, 94 KW | 02/02 → 09/02 | SP-1269 SP-990 | MD-690 | SP-1239 | MS-6145 | |
| Comments: SP-1269: From engine no. 4006626, SP-990: Up to engine no. 4006625. | | | | | | |
| | 10/02 → 12/04 | SP-1269 SP-990 | MD-690 | SP-1342 | MS-6145 | |
| Comments: SP-1269: From engine no. 4006626, SP-990: Up to engine no. 4006625. | | | | | | |
| | 01/05 → 06/06 | SP-1269 SP-990 | MD-690 | MD-577 | MS-6145 | |
| Comments: SP-1269: From engine no. 4006626, SP-990: Up to engine no. 4006625. | | | | | | |
| 2800 HDi 146, 8140.43S, 107 KW | 04/04 → 12/04 | SP-1269 SP-990 | MD-690 | SP-1342 | MS-6145 | |
| Comments: SP-1269: From engine no. 4006626, SP-990: Up to engine no. 4006625. | | | | | | |
| | 01/05 → 06/06 | SP-1269 SP-990 | MD-690 | MD-577 | MS-6145 | |
| Comments: SP-1269: From engine no. 4006626, SP-990: Up to engine no. 4006625. | | | | | | |

Boxer III (06-)

| | | | | | | |
|--|---------|---------|---------|--------|---------|--|
| 2200 HDi 100, 22DT PUMA, 74 KW | 07/06 → | MD-525 | MD-5274 | MD-577 | MS-6329 | |
| 2200 HDi 120, 22DT PUMA, 88 KW | 07/06 → | MD-525 | MD-5274 | MD-577 | MS-6329 | |
| 2200 HDi FAP 110, 22DT PUMA Euro 5, 81 KW | 07/11 → | MD-525 | MD-5274 | MD-577 | MS-6329 | |
| 2200 HDi FAP 130, 22DT PUMA Euro 5, 96 KW | 07/11 → | MD-525 | MD-5274 | MD-577 | MS-6329 | |
| 2200 HDi FAP 150, 22DT PUMA Euro 5, 110 KW | 07/11 → | MD-525 | MD-5274 | MD-577 | MS-6329 | |
| 3000 HDi 160, F30DT, F30DTE5, 115 KW | 07/06 → | SP-1330 | MD-5274 | MD-577 | MS-6329 | |
| 3000 HDi FAP 180, F30DT Euro 5, 130 KW | 07/11 → | SP-1330 | MD-5274 | MD-577 | MS-6329 | |
| 3000 HDi FAP, F30DTE5, 107 KW | 01/10 → | SP-1330 | MD-5274 | MD-577 | MS-6329 | |

Expert I (96-07)

| | | | | | | |
|---|---------------|--------|--------------------|------------------|---------|--|
| 1600, 222A2 (1580SPI), 58 KW | 02/96 → 06/96 | SP-943 | MD-9088 | SP-2003 | MS-6146 | |
| | 07/96 → 03/04 | SP-943 | MD-9088 | SP-2061 | MS-6146 | |
| | 04/04 → 01/07 | SP-943 | MD-9088 | SP-2061 | MS-6255 | |
| 1900 D, D9B (XUD9AU), 51 KW | 02/96 → 04/98 | SP-943 | MD-9088 | MD-069 | MS-6146 | |
| 1900 D, DW8 (WJY/WJZ), 51 KW | 04/98 → 03/04 | SP-943 | MD-9088 | MD-375 | MS-6146 | |
| | 04/04 → 01/07 | SP-943 | MD-9088 | MD-375 | MS-6255 | |
| 1900 TD, DB8 (XUD9TEF), 68 KW | 02/96 → 03/04 | SP-943 | MD-9088 | MD-069 | MS-6146 | |
| | 04/04 → 01/07 | SP-943 | MD-9088 | MD-069 | MS-6255 | |
| 1900 TD, DHX (XUD9TF), 66 KW | 02/96 → 03/04 | SP-943 | MD-9088 | MD-069 | MS-6146 | |
| 2000 16V, RFN(EW10J4), 102 KW | 03/00 → 03/04 | SP-943 | MD-9088 | SP-2061 | MS-6146 | |
| | 04/04 → 01/07 | SP-943 | MD-9088 | SP-2061 | MS-6255 | |
| 2000 HDi 110, RHW/RHZ(DW10ATED), 80 KW | 02/00 → 03/04 | SP-943 | MD-9088 MD-9410 | MD-493 MD-393 | MS-6146 | |
| Comments: MD-9410: Use in dusty environments, MD-493: Siemens injection system, MD-393: BOSCH injection system. | | | | | | |
| | 02/00 → 03/04 | SP-943 | MD-9088 MD-9410 | MD-493 MD-393 | MS-6255 | |
| Comments: MD-9410: Use in dusty environments, MD-493: Siemens injection system, MD-393: BOSCH injection system. | | | | | | |

PEUGEOT

Expert I (96-07)

| | | | | | | |
|--------------------------------|---------------|--------|--------------------|------------------|---------|--|
| 2000 HDi, RHX(DW10BTED), 69 KW | 02/00 → 03/04 | SP-943 | MD-9088 MD-9410 | MD-493 MD-393 | MS-6146 | |
|--------------------------------|---------------|--------|--------------------|------------------|---------|--|

Comments: MD-9410: Use in dusty environments, MD-493: Siemens injection system, MD-393: BOSCH injection system.

| | | | | | | |
|--|---------------|--------|--------------------|------------------|---------|--|
| | 02/00 → 03/04 | SP-943 | MD-9088 MD-9410 | MD-493 MD-393 | MS-6255 | |
|--|---------------|--------|--------------------|------------------|---------|--|

Comments: MD-9410: Use in dusty environments, MD-493: Siemens injection system, MD-393: BOSCH injection system.

Expert II (07-)

| | | | | | | |
|--|---------|--------|--------------------|--------|---------|--|
| 1600 HDi 90, DV6UTED4, DV6UC, DV6DU, 66 KW | 01/07 → | MD-509 | MD-8176 MD-8526 | FF-064 | MS-6402 | |
|--|---------|--------|--------------------|--------|---------|--|

Comments: MD-8176: Engine code DV6UTED4, MD-8526: Engine code DV6DU, DV6UC, FF-064: Engine code DV6UTED4.

| | | | | | | |
|-------------------------------------|---------|--------|---------|---------|---------|--|
| 2000 HDi 120, DW10UTED4, 88 KW | 01/07 → | MD-525 | MD-8388 | MD-563 | MS-6402 | |
| 2000 HDi 140, DW10BTED4, 100 KW | 01/07 → | MD-525 | MD-8388 | MD-563 | MS-6402 | |
| 2000 HDi FAP 125, DW10CE E5, 94 KW | 07/11 → | MD-525 | MD-8388 | MD-657 | MS-6402 | |
| 2000 HDi FAP 165, DW10CTED4, 120 KW | 07/10 → | MD-525 | MD-8388 | MD-657 | MS-6402 | |
| 2000 HDi FAP 95, DW10CD E5, 72 KW | 07/11 → | MD-525 | MD-8388 | MD-657 | MS-6402 | |
| 2000, EW10A, 103 KW | 01/07 → | MD-525 | MD-9088 | SP-2061 | MS-6402 | |

iON (10-)

| | | | | | | |
|-------------------------|---------|--|--|--|--|--|
| Electric Vehicle, 47 KW | 12/10 → | | | | | |
|-------------------------|---------|--|--|--|--|--|

J5 (81-94)

| | | | | | | |
|-------------------------------|---------------|--------|---------|--------|--|--|
| 1800, XM7T, 51 KW | 08/81 → 09/82 | SP-893 | MD-5006 | FF-009 | | |
| | 10/82 → 04/94 | SP-948 | MD-5006 | FF-009 | | |
| 1900D, XUD9A, 51 KW | 11/86 → 03/94 | SP-948 | MD-5018 | MD-101 | | |
| | 11/86 → 03/94 | | | MD-093 | | |
| | 11/86 → | | | MD-195 | | |
| 2000, XN1T, XN1TACP, 55-62 KW | 10/82 → 04/94 | SP-948 | MD-5006 | FF-009 | | |
| 2000, XN1T, XNATACP, 55-62 KW | 08/81 → 09/82 | SP-893 | MD-5006 | FF-009 | | |
| 2500D BOSCH, CRD93, 54 KW | 08/81 → 09/82 | SP-897 | MD-5008 | MD-101 | | |
| | 10/82 → 04/94 | SP-953 | MD-5074 | MD-101 | | |
| 2500D CAV, CRD93, 54 KW | 08/81 → 09/82 | SP-897 | MD-5008 | MD-195 | | |
| | 10/82 → 04/94 | SP-953 | MD-5074 | MD-195 | | |
| | 08/81 → 04/94 | | | MD-093 | | |
| 2500TD BOSCH, CRD93LS, 70 KW | 10/82 → 04/94 | SP-953 | MD-5074 | MD-101 | | |
| 2500TD CAV CRD93LS, 70 KW | 08/81 → 04/94 | | | MD-093 | | |
| 2500TD CAV, CRD93LS, 70 KW | 10/82 → 04/94 | SP-953 | MD-5074 | MD-195 | | |

J7 (67-80)

| | | | | | | |
|--|---------------|--------|---------|--------|--|--|
| 1.8-2.3 Diesel BOSCH, XDP85-90, XD2P94, 36-55 KW | 01/69 → 09/80 | SP-893 | | MD-101 | | |
| 1.8-2.3 Diesel CAV, XDP85-90, XD2P94, 36-55 KW | 01/69 → 09/80 | SP-893 | | MD-093 | | |
| 1500/1600/1800, XB5P, XC5P, XC7P, XM7P, 35-50 KW | 10/67 → 03/75 | SP-893 | MD-5006 | | | |
| 1500/1600/1800, XB5P, XC5P, XV7P, XM7P, 35-50 KW | 09/75 → 09/80 | SP-893 | | | | |

J9 (80-87)

| | | | | | | |
|---|---------------|--------|--|--------|--|--|
| 1600-2000, XC7P, XN1P, 43-55 KW | 10/80 → 09/82 | SP-893 | | | | |
| | 11/82 → 09/87 | SP-948 | | | | |
| 2100-2300 D BOSCH, XDP4, XD2P, 41-49 KW | 10/80 → 09/87 | SP-893 | | MD-101 | | |
| 2100-2300 D CAV, XDP4, XD2P, 41-49 KW | 10/81 → 09/87 | SP-948 | | MD-093 | | |
| 2500 D, XD3P TD, 53 KW | 10/80 → 10/82 | SP-897 | | MD-093 | | |
| | 10/82 → 09/87 | SP-953 | | MD-093 | | |

Partner I (96-09)

| | | | | | | |
|----------------------------------|---------------|--------|---------|---------|---------|--|
| 1100, HDZ/HFX(TU1M/TU1JP), 44 KW | 06/96 → 06/99 | SP-943 | MD-5070 | SP-2061 | MS-6018 | |
|----------------------------------|---------------|--------|---------|---------|---------|--|

Comments: MD-5070: Engine code HDZ(TU1M), HFX(TU1JP).

| | | | | | | |
|--|---------------|--------|---------|---------|---------|--|
| | 09/00 → 10/02 | MD-425 | MD-5070 | SP-2061 | MS-6018 | |
|--|---------------|--------|---------|---------|---------|--|

Comments: MD-5070: Engine code HDZ(TU1M), HFX(TU1JP).

| | | | | | | |
|--|---------------|--------|--------------------|---------|---------|--|
| | 11/02 → 05/08 | MD-425 | MD-9780 MD-9772 | SP-2061 | MS-6231 | |
|--|---------------|--------|--------------------|---------|---------|--|

Comments: MD-9772: Use in dusty environments.

| | | | | | | |
|----------------------------|---------------|------------------|--------------------|---------|---------|--|
| 1400, Bifuel, TU3JP, 55 KW | 04/03 → 12/09 | MD-425 MD-525 | MD-9780 MD-9772 | SP-2061 | MS-6018 | |
|----------------------------|---------------|------------------|--------------------|---------|---------|--|

Comments: MD-425: Up to engine no. 4 717 577, MD-525: From engine no. 4 717 578, MD-9772: Use in dusty environments.

PEUGEOT

Partner I (96-09)

| | | | | | | |
|--|---------------|------------------|--------------------|------------------|---------|--|
| 1400, KFW/KFX(TU3JP), 55 KW | 06/96 → 06/99 | SP-943 | MD-5070 | SP-2061 | MS-6018 | |
| | 07/00 → 10/02 | MD-425 MD-525 | MD-5070 | SP-2061 | MS-6018 | |
| Comments: MD-425: Up to engine no. 4 717 577, MD-525: From engine no. 4 717 578. | | | | | | |
| | 11/02 → 10/02 | MD-425 MD-525 | MD-9780 MD-9772 | SP-2061 | MS-6018 | |
| Comments: MD-425: Up to engine no. 4 717 577, MD-525: From engine no. 4 717 578, MD-9772: Use in dusty environments. | | | | | | |
| 1600 16V, NFU(TU5JP4), 80 KW | 10/00 → 10/02 | MD-425 | MD-8016 | SP-2061 | MS-6018 | |
| | 11/02 → 05/04 | MD-425 | MD-9772 | SP-2061 | MS-6231 | |
| | 06/04 → 05/08 | MD-525 | MD-9772 | SP-2061 | MS-6231 | |
| 1600 HDi 75, DV6B, 55 KW | 09/05 → 12/09 | MD-509 | MD-8038 | FF-064 | MS-6231 | |
| 1600 HDi 90, DV6ATED4, 66 KW | 07/05 → 05/08 | MD-509 | MD-8038 | FF-064 | MS-6231 | |
| 1800 D, A9A(XUD7), 43 KW | 06/96 → 12/96 | SP-943 | MD-572 | MD-069 | MS-6018 | |
| Comments: MD-572: Series -7300. | | | | | | |
| | 01/97 → 06/99 | SP-943 | MD-5122 | MD-069 | MS-6018 | |
| Comments: MD-5122: Series 7301-. | | | | | | |
| | 07/99 → 12/02 | SP-943 | MD-5122 | MD-069 | MS-6018 | |
| Comments: MD-5122: Series 7301-. | | | | | | |
| 1800, LFX(XU7JB), 66 KW | 05/97 → 06/99 | SP-943 | MD-9250 | SP-2061 | MS-6018 | |
| 1900 D, DJY(XUD9A), 50 KW | 06/96 → 12/96 | SP-943 | MD-572 | MD-069 | MS-6018 | |
| Comments: MD-572: Chassis no. to ORGA 7300. | | | | | | |
| | 01/97 → 12/98 | SP-943 | MD-5112 | MD-069 | MS-6018 | |
| Comments: MD-5112: From chassis no. ORGA 7301. | | | | | | |
| 1900 D, WJY(DW8B)/WJZ(DW8), 51 KW | 12/98 → 10/02 | SP-943 | MD-5112 MD-572 | MD-375 | MS-6018 | |
| Comments: MD-5112: Engine code WJY(DW8B), MD-572: Engine code WJZ(DW8). | | | | | | |
| | 11/02 → 05/08 | SP-943 | | MD-375 | MS-6231 | |
| 2000 HDi, RHY(DW10TD), 66 KW | 06/99 → 10/02 | SP-943 | MD-9774 MD-9510 | MD-393 MD-493 | MS-6018 | |
| Comments: MD-9510: Use in dusty environments, MD-393: BOSCH injection system, MD-493: Siemens injection system. | | | | | | |
| | 11/02 → 12/09 | SP-943 | | MD-393 MD-493 | MS-6231 | |
| Comments: MD-393: BOSCH injection system, MD-493: Siemens injection system. | | | | | | |

Partner II (08-)

| | | | | | | |
|---|---------|--------|--------------------|---------|---------|--|
| 1600 16V, TU5JP4, 80KW | 04/08 → | MD-525 | MD-8328 | | MS-6400 | |
| 1600 16V, TU5JP4B, 66KW | 04/08 → | MD-525 | MD-8328 | | MS-6400 | |
| 1600 HDi FAP, DV6CTED, 82 Kw | 03/10 → | MD-509 | MD-8526 | | MS-6400 | |
| 1600 HDi FAP, DV6DTE4, 68 Kw | 03/10 → | MD-509 | MD-8526 | | MS-6400 | |
| 1600 HDi, DV6ATED4, 66KW | 04/08 → | MD-509 | MD-8038 | FF-064 | MS-6400 | |
| 1600 HDi, DV6BTED4, 55KW | 04/08 → | MD-509 | MD-8038 MD-8526 | FF-064 | MS-6400 | |
| Comments: MD-8526: Engine code DV6ETED4 | | | | | | |
| 1600 HDi, DV6TED4, 80KW | 04/08 → | MD-509 | MD-8038 | FF-064 | MS-6400 | |
| 1600, EP6C, 88 KW | 04/10 → | MD-525 | | SP-2061 | MS-6400 | |
| 1600, EP6CDTR, 72 KW | 08/10 → | MD-525 | | SP-2061 | MS-6400 | |

RCZ (10-)

| | | | | | | |
|------------------------------|---------|--------|---------|--------|---------------------|--|
| 1600 16V, EP6CDT, 115 KW | 03/10 → | MD-525 | | | MS-6237 MS-6237C | |
| 1600 16V, EP6CDTX, 147 KW | 06/10 → | MD-525 | | | MS-6237 MS-6237C | |
| 2000 HDI, DW10CTEDD4, 120 KW | 03/10 → | MD-525 | MD-8456 | MD-657 | MS-6237 MS-6237C | |

PORSCHE

356 (50-68)

| | | | | | | |
|-------------------------------------|---------------|---------|--|--|--|--|
| 1100-1600 Super (All Engines Incl.) | 01/50 → 03/68 | MD-017A | | | | |
|-------------------------------------|---------------|---------|--|--|--|--|

911 - 911 (63-90)

| | | | | | | |
|----------------------|---------------|--------|--------|--|--|--|
| 2200, 911, 92KW | 07/67 → 08/71 | SP-837 | MD-246 | | | |
| | 09/71 → 12/72 | SP-856 | MD-246 | | | |
| 2300, 911, 96KW | 01/72 → 12/72 | SP-856 | MD-246 | | | |
| 2400, 911.62, 140 KW | 09/71 → 12/72 | SP-856 | MD-246 | | | |

PORSCHE

| 911 - 911 (63-90) | | | | | | |
|------------------------------------|---------------|---------|---------|---------|----------|--|
| 2700 Carrera RS, 911.83, 154 KW | 08/72 → 09/75 | SP-856 | MD-246 | | | |
| 2700, 911, 110/121KW | 09/72 → 12/73 | SP-856 | MD-9174 | | | |
| 2700, 911, 110KW | 01/75 → 07/76 | SP-856 | MD-9174 | SP-2005 | | |
| 2700, 911, 121KW | 08/76 → 06/80 | SP-856 | MD-9174 | SP-2002 | | |
| 3000 Turbo, 930.50, 191 KW | 01/75 → 12/77 | SP-856 | | | | |
| 3000, 930, 147 KW | 09/75 → 07/76 | SP-856 | MD-9174 | SP-2005 | | |
| 3000, 930, 154 KW | 08/76 → 07/82 | SP-856 | MD-9174 | SP-2081 | | |
| 3200 Carrera, 930, 170 KW | 08/82 → 12/89 | SP-856 | | SP-2081 | | |
| 3300 Turbo S, 930, 243 KW | 09/86 → 11/90 | SP-856 | | SP-2096 | | |
| 3300 Turbo, 930, 221KW | 09/77 → 06/80 | SP-856 | | SP-2002 | | |
| | 07/80 → 08/89 | SP-856 | | SP-2081 | | |
| 911 - 964 (88-93) | | | | | | |
| 3300 Turbo, ,M30, 261KW | 06/90 → 12/92 | | | | | |
| 3300 Turbo, M30, 235KW | 08/89 → 09/93 | | | | | |
| 3600 Carrera 2/4, M64, 184KW | 08/89 → 07/93 | SP-856 | | SP-2081 | | |
| 3600 Carrera RS, M64, 191KW | 06/90 → 09/93 | SP-856 | | SP-2081 | | |
| 3600 Turbo, M64, 265KW | 01/92 → 09/93 | | | | | |
| 911 - 991 (11-) | | | | | | |
| 3400 Carrera MA1.04, 257 KW | 10/11 → | | | | MS-6452C | |
| 3800 Carrera S MA1.03, 294 KW | 10/11 → | | | | MS-6452C | |
| 3800 Carrera S MA1.03WLS, 316 KW | 07/12 → | | | | MS-6452C | |
| 911 - 993 (93-97) | | | | | | |
| 3600 Turbo Bypass, M64.60S, 331 KW | 03/95 → 10/97 | SP-1238 | | | | |
| 3600 Turbo GT2, M64.60R 316KW | 03/95 → 10/97 | SP-1096 | | SP-2081 | | |
| 3600 Turbo, M64.60, 300 KW | 03/95 → 10/97 | SP-1096 | | SP-2081 | | |
| 3600, M64, 200/210KW Bypass | 10/93 → 10/97 | SP-1238 | | | | |
| 3600, M64.05, 200/210KW | 10/93 → 10/97 | SP-1096 | | SP-2081 | | |
| 3800 Bypass, M64, 210/221KW | 06/94 → 10/97 | SP-1238 | | SP-2081 | | |
| 3800, M64.06S/05S, 210/221KW | 06/94 → 10/97 | SP-1096 | | SP-2081 | | |
| 911 - 996 (97-06) | | | | | | |
| 3400, M96.01/02/04, 221 KW | 06/97 → 10/01 | MD-475 | | | MS-6186 | |
| 3400i, M96.01S/M96.02S, 235 KW | 06/99 → 08/05 | MD-475 | | | MS-6186 | |
| 3600 GT2, M96.70S 340 KW | 02/01 → 10/03 | MD-475 | | | MS-6186 | |
| 3600 GT2, M96.70SL 355 KW | 10/03 → 08/05 | MD-475 | | | MS-6186 | |
| 3600 GT3, M96.79, 280 KW | 02/03 → 08/05 | MD-475 | | | MS-6186 | |
| 3600 T, M96.70, 309 KW | 03/00 → 08/05 | MD-475 | | | MS-6186 | |
| 3600 T, M96.70E/Powerkit, 309 KW | 01/03 → 08/05 | MD-475 | | | MS-6186 | |
| 3600, M96 Powerkit, 254 KW | 05/02 → 05/06 | MD-475 | | | MS-6186 | |
| 3600, M96.03, 235 KW | 09/01 → 08/05 | MD-475 | | | MS-6186 | |
| 3600, M96.03S, 254 KW | 05/03 → 08/05 | MD-475 | | | MS-6186 | |
| 3600i GT3, M96.76, 265 KW | 03/99 → 03/03 | MD-475 | | | MS-6186 | |
| 911 - 997 (04-) | | | | | | |
| 3600 GT3, M97.76, 305 KW | 04/06 → 03/09 | MD-475 | | | MS-6186 | |
| 3600 , M96.05, 239 KW | 07/04 → 06/08 | MD-475 | | | MS-6186 | |
| 3600 , MA1.02, 254 KW | 07/08 → | | | | MS-6186 | |
| 3600 GT2 RS, M97, 456 KW | 06/10 → | MD-475 | | | MS-6186 | |
| 3600 Turbo, M97, 305 KW | 06/06 → 12/09 | MD-475 | | | MS-6186 | |
| 3800 Carrera S, M97.01, 261 KW | 07/04 → 06/08 | MD-475 | | | MS-6186 | |
| 3800 Carrera S, MA1.01, 283 KW | 07/08 → | | | | MS-6186 | |
| 3800 GT3 RS, M97.77-1004, 331 KW | 09/09 → | MD-475 | | | | |
| 3800 GT3, M97, 320 KW | 04/09 → | MD-475 | | | MS-6186 | |
| 3800 GTS, MA.015, 300 KW | 11/10 → | | | | | |
| 3800 Turbo, MA1.70, 368 KW | 11/09 → | | | | MS-6186 | |
| 3800 Turbo, MA1.70, 390 KW | 05/10 → | | | | MS-6186 | |
| 4000 GT3 RS, 368 KW | 06/11 → | MD-475 | | | | |
| 912 (65-70) | | | | | | |
| 1600, 66 KW | 01/65 → 08/69 | MD-017A | MD-196 | | | |
| 924 (75-89) | | | | | | |
| 2000 Carrera GT/GTS, 154 KW | 06/80 → 10/86 | SP-812 | MD-9462 | | | |

PORSCHE

| 924 (75-89) | | | | | | |
|--------------------------------------|---------------|---------|---------|---------|----------|----------|
| 2000 Turbo, 125KW | 11/77 → 06/80 | SP-812 | MD-9462 | | | |
| 2000 Turbo, 130KW | 06/80 → 10/85 | SP-812 | MD-9462 | | | |
| 2000i, 92KW | 11/75 → 10/77 | SP-812 | MD-9432 | | | |
| | 04/80 → 08/85 | SP-812 | MD-9432 | SP-2002 | | |
| 2500i, 118 KW | 09/85 → 07/88 | | MD-9176 | SP-2081 | | |
| 2500i, 120 KW | 10/81 → 12/84 | | MD-9176 | SP-2081 | | |
| 928 (77-95) | | | | | | |
| 4500, M28, 177 KW | 09/77 → 08/82 | SP-1095 | | SP-2082 | | TR-057 |
| | | | | SP-2096 | | |
| 4700 S, M28.12, 228 KW | 08/83 → 07/86 | SP-1095 | | SP-2081 | | TR-057 |
| 5000 GT, M28.47, 243 KW | 01/89 → 07/91 | SP-1095 | | SP-2081 | | |
| 5000 S, M28.46, 212 KW | 09/85 → 05/94 | SP-1095 | | SP-2081 | | |
| 5000 S4, M28.42, 235 KW | 08/86 → 07/91 | SP-1095 | | SP-2081 | | |
| 5400 GTS, M28.50, 257 KW | 08/91 → 11/95 | SP-1095 | | SP-2081 | | |
| 944 (82-91) | | | | | | |
| 2500 S, M44, 140KW | 08/86 → 07/88 | | | SP-2081 | | |
| 2500 Turbo, M44, 162 KW | 08/85 → 07/88 | | MD-9342 | SP-2081 | | |
| 2500 Turbo, M44, 184 KW | 09/87 → 07/91 | | MD-9342 | SP-2081 | | |
| 2500, M44, 110-120KW | 01/82 → 12/90 | | MD-9176 | SP-2081 | | |
| 2700, M44, 121KW | 11/88 → 08/89 | | MD-9176 | SP-2081 | | |
| 3000 S2, M44, 155KW | 09/88 → 05/90 | SP-812 | | SP-2081 | | |
| 3000, M44, 155 KW | 11/88 → 07/91 | | | SP-2081 | | |
| 959 (86-91) | | | | | | |
| 2900, 959.50, 330 KW | 01/86 → 04/91 | SP-856 | | SP-2096 | | |
| 968 (90-95) | | | | | | |
| 3000i 176KW | 06/90 → 11/94 | | MD-9412 | SP-2096 | | |
| 3000i Turbo 224KW | 03/93 → 11/94 | | MD-9412 | SP-2096 | | |
| Boxster - 986 (96-05) | | | | | | |
| 2500, M96.20, 150 KW | 09/96 → 09/99 | MD-475 | MD-9534 | | MS-6186 | |
| 2700, M96.22, 162 KW | 08/99 → 09/02 | MD-475 | MD-9534 | | MS-6186 | |
| 2700, M96.23, 168 KW | 07/02 → 01/05 | MD-475 | MD-9534 | | MS-6186 | |
| 3200 S, M96.24, 191 KW | 07/02 → 01/05 | MD-475 | MD-9534 | | MS-6186 | |
| 3200 S, M96.24S, 196 KW | 03/04 → 11/04 | MD-475 | MD-9534 | | MS-6186 | |
| 3200, M96.21, 185 KW | 08/99 → 09/02 | MD-475 | MD-9534 | | MS-6186 | |
| Boxster - 987 (04-12) | | | | | | |
| 2700, M96.25, 176 KW | 11/04 → 09/06 | MD-475 | | | MS-6186 | |
| 2700, M97.20, 180 KW | 08/06 → 02/09 | MD-475 | | | MS-6186 | |
| 2700, MA1.22, 195 KW | 02/12 → | | | | MS-6452C | |
| 2900, MA01.20, 188 KW | 02/09 → 01/12 | | | | MS-6186 | |
| 3200 S, M96.26, 206 KW | 11/04 → 09/06 | MD-475 | MD-9534 | | MS-6186 | |
| 3400 S Black Edition, MA1.21, 235 KW | 03/11 → 01/12 | | | | MS-6186 | |
| 3400 S Edition, M97.21, 223 KW | 09/08 → 02/09 | MD-475 | | | MS-6186 | |
| 3400 S, M97.21, 217 KW | 08/06 → 02/09 | MD-475 | | | MS-6186 | |
| 3400 S, MA1.21, 228 KW | 02/09 → | | | | MS-6186 | |
| 3400 S, MA1.23, 232 KW | 02/12 → | | | | MS-6452C | |
| Carrera GT - 980 (03-06) | | | | | | |
| 5700 V10, M80.01, 450 KW | 07/03 → 06/06 | MD-475 | | | | |
| Cayenne - 955 (02-10) | | | | | | |
| 3000 V6 Turbodiesel, M05.9D, 176 KW | 02/09 → 05/10 | | MD-8100 | MD-659 | MS-6277 | MS-6277C |
| | | | | | MS-6277 | MS-6277C |
| 3200 V6, M02.2Y, 184 KW | 09/03 → 02/07 | MD-353 | MD-8100 | | MS-6277 | MS-6277C |
| | | | | | MS-6277 | MS-6277C |
| 3600 V6, M55.01, 213 KW | 02/07 → 05/10 | MD-353 | MD-8100 | | MS-6277 | MS-6277C |
| | | | | | MS-6277 | MS-6277C |
| 4500 V8 T S, M48, 383 KW | 02/06 → | MD-475 | MD-8100 | | MS-6277 | MS-6277C |
| | | | | | MS-6277 | MS-6277C |
| | 02/06 → 02/07 | MD-475 | MD-8100 | | MS-6277 | MS-6277C |

PORSCHE

Cayenne - 955 (02-10)

| | | | | | |
|---|---------------|--------|---------|--|---------------------|
| 4500 V8 T, M48.50, 330 KW | 11/02 → 02/07 | MD-475 | MD-8100 | | MS-6277 MS-6277C |
| 4500 V8 T, M48.50SP/kit, 368 KW | 12/04 → 02/07 | MD-475 | MD-8100 | | MS-6277 MS-6277C |
| 4500 V8, M48.00, 250 KW | 11/02 → 02/07 | MD-475 | MD-8100 | | MS-6277 MS-6277C |
| 4800 V8 GTS Trans-Syberia, M48.01, 298 KW | 03/08 → 02/07 | | MD-8100 | | MS-6277 MS-6277C |
| 4800 V8 S, M48.01, 283 KW | 02/07 → 02/07 | | MD-8100 | | MS-6277 MS-6277C |
| 4800 V8 T S, M48.51, 405 KW | 07/08 → 05/10 | | MD-8100 | | MS-6277 MS-6277C |
| 4800 V8 T, M48.51, 368 KW | 02/07 → 05/10 | | MD-8100 | | MS-6277 MS-6277C |
| 4800 V8 T, M48.51, 397 KW | 02/07 → 05/10 | | MD-8100 | | MS-6277 MS-6277C |

Cayenne - 958 (10-)

| | | | | | |
|---|---------------|--------|---------|--------|----------|
| 3000 S Hybrid, M06.EC, MCG.EA/FA, 279 KW | 05/10 → | MD-595 | MD-8100 | | MS-6417C |
| 3000 V6 Diesel, M05.9E, 176 KW | 05/10 → 08/11 | | MD-8100 | MD-689 | MS-6417C |
| 3000 V6 Diesel, MCN.RB(B/N5), 176 KW | 07/12 → | | MD-8100 | MD-689 | MS-6417C |
| 3000 V6 Diesel, MCR.CA/CB, 180 KW | 08/11 → | | MD-8100 | MD-689 | MS-6417C |
| 3000, (C33/China), M06.EC, MCJ.TB, 245 KW | 05/10 → | MD-595 | MD-8100 | | MS-6417C |
| 3600 V6, M55.02, 220 KW | 05/10 → 07/11 | MD-353 | MD-8100 | | MS-6417C |
| 4200 V8 Diesel, MCU.DB, 285 KW | 11/12 → | | MD-8100 | MD-689 | MS-6417C |
| Comments: MD-8100: Quantity 2. | | | | | |
| 4800 GTS, M48.02, 309 KW | 06/12 → | | MD-8100 | | MS-6417C |
| Comments: MD-8100: Quantity 2. | | | | | |
| 4800 S, M48.02, 294 KW | 05/10 → | | MD-8100 | | MS-6417C |
| Comments: MD-8100: Quantity 2. | | | | | |
| 4800 Turbo S, M48.52, 397 KW | 06/10 → | | MD-8100 | | MS-6417C |
| Comments: MD-8100: Quantity 2. | | | | | |
| 4800 Turbo S, M48.52, 405 KW | 01/13 → | | MD-8100 | | MS-6417C |
| Comments: MD-8100: Quantity 2. | | | | | |
| 4800 Turbo, M48.52, 368 KW | 05/10 → | | MD-8100 | | MS-6417C |
| Comments: MD-8100: Quantity 2. | | | | | |

Cayman / R,S (05-)

| | | | | | |
|------------------------------|---------------|--------|--|--|----------|
| 2700, M97.20, 180 KW | 07/06 → 02/09 | MD-475 | | | MS-6186 |
| 2700, MA1.22, 202 KW | 01/13 → | | | | MS-6452C |
| 2900, MA1.20, 195 KW | 02/09 → 12/12 | | | | MS-6186 |
| 3400 R, MA1.22, 243 KW | 01/11 → 12/12 | | | | MS-6186 |
| 3400 S Sport, M94.21, 223 KW | 09/08 → 02/09 | MD-475 | | | MS-6186 |
| 3400 S, M97.21, 217 KW | 11/05 → 02/09 | MD-475 | | | MS-6186 |
| 3400 S, MA1.21, 235 KW | 02/09 → 12/12 | | | | |
| 3400 S, MA1.23, 239 KW | 01/13 → | | | | MS-6452C |

Panamera - 970 (09-)

| | | | | | |
|----------------------------------|---------|--------|--|--|--|
| 3000 Diesel, MCR.CB, 155 KW | 09/11 → | | | | |
| 3000 Diesel, MCR.CC, 184 KW | 09/11 → | | | | |
| 3000 S Hybrid, MCG.EA/FA, 279 KW | 06/11 → | MD-595 | | | |
| 3600, M46.20/40, 220 KW | 06/10 → | | | | |
| 4800 GTS, M48.401015, 316 KW | 02/12 → | | | | |
| 4800 S/S4, M48.20/40, 294 KW | 09/09 → | | | | |
| 4800 Turbo S, M48.70, 405 KW | 05/11 → | | | | |
| 4800 Turbo, M48.70, 368 KW | 09/09 → | | | | |
| 4800 Turbo, M48.70, 397 KW | 08/10 → | | | | |








PROTON

Aeroback (89-00)

| | | | | | |
|---------------------|---------------|--------|---------|--------|--|
| 1300, G13B, 50 KW | 01/89 → 12/92 | SP-934 | | FF-008 | |
| 1300i, G13BI, 55 KW | 09/92 → 11/00 | SP-934 | MD-9862 | | |

PROTON

| Aeroback (89-00) | | | | | | |
|-----------------------------|---------------|---------|---------|---------|--|--|
| 1500, G15B, 55 KW | 01/89 → 12/92 | SP-934 | | FF-008 | | |
| 1500i, G15BI, 66 KW | 09/92 → 12/00 | SP-934 | MD-9862 | | | |
| Coupe (97-) | | | | | | |
| 1800 16V Evo, 4G93, 97 KW | 06/98 → | SP-1001 | MD-9940 | | | |
| 1800 16V, 4G93, 92 KW | 06/97 → | SP-1001 | MD-9940 | | | |
| GEN 2 (04-) | | | | | | |
| 1300, 70 KW | 06/04 → | | MD-8262 | SP-2060 | | |
| 1600, 82 KW | 06/04 → | | MD-8262 | SP-2060 | | |
| Impian (01-) | | | | | | |
| 1600, 76 KW | 09/01 → | | | | | |
| Jumbuck Pick-up (02-) | | | | | | |
| 1500, 64 KW | 05/02 → | | | | | |
| Persona 300 (96-) | | | | | | |
| 1300i | 01/89 → 01/91 | SP-911 | MD-368 | | | |
| | 01/91 → 07/92 | SP-911 | MD-9912 | | | |
| | 08/92 → 12/93 | SP-911 | MD-9862 | | | |
| 1500i | 01/89 → 01/91 | SP-911 | MD-368 | | | |
| | 01/91 → 07/92 | SP-911 | MD-9912 | | | |
| | 08/92 → 12/93 | SP-911 | MD-9862 | | | |
| 1600 GLXi, 4G92, 83 KW | 01/94 → | SP-911 | MD-9940 | SP-2048 | | |
| 1600i | 03/96 → | SP-934 | MD-9940 | SP-2129 | | |
| 1800 GTi, 99 KW | 01/94 → | SP-911 | MD-9940 | SP-2048 | | |
| | 03/96 → | SP-911 | MD-9940 | | | |
| 1800 GTi, 99 KW | 09/96 → | SP-934 | MD-9940 | SP-2129 | | |
| | | | | | | |
| Persona 400 (94-) | | | | | | |
| 1300, GLSi, 4G13, 55 KW | 01/94 → | SP-934 | | SP-2048 | | |
| 1500, GLi/GLSi, 4G15, 66 KW | 01/94 → | SP-1001 | MD-9940 | SP-2048 | | |
| 1600, 4G92, 70 KW | 09/96 → | SP-1001 | MD-9940 | SP-2048 | | |
| 1600, 83 KW | 01/94 → | SP-1001 | MD-9940 | SP-2048 | | |
| 1850i, GLXi, 4G93, 85 KW | 05/96 → | SP-1001 | MD-9940 | SP-2048 | | |
| 2000 TD, 4D68T, 60 KW | 09/96 → | SP-997 | | SP-1003 | | |
| 2000D, GLS, 4D68, 48 KW | 05/96 → | SP-997 | | SP-1003 | | |
| Proton (89-00) | | | | | | |
| 1300, G13B, 50 KW | 01/89 → 12/92 | SP-934 | | FF-008 | | |
| | 01/89 → 12/90 | SP-934 | MD-368 | FF-008 | | |
| 1300, G13B1, 55 KW | 06/92 → 12/00 | SP-934 | MD-9862 | | | |
| 1500, G15B, 55 KW | 01/89 → 12/92 | SP-934 | | FF-008 | | |
| | 01/89 → 12/90 | SP-934 | MD-368 | FF-008 | | |
| 1500, G15B1, 66 KW | 06/92 → 12/00 | SP-934 | MD-9862 | | | |
| Saloon (89-00) | | | | | | |
| 1300, G13B, 50 KW | 01/89 → 12/92 | SP-934 | | FF-008 | | |
| 1300i, G13BI, 55 KW | 09/92 → 12/00 | SP-934 | MD-9862 | | | |
| 1500, G15B, 66 KW | 01/89 → 12/92 | SP-934 | | FF-008 | | |
| 1500i, G15BI, 66 KW | 09/92 → 12/00 | SP-934 | MD-9862 | | | |
| Satria (00-) | | | | | | |
| 1300, G13B, 55 KW | 01/00 → | SP-934 | MD-9940 | | | |
| 1500i, G15BI, 64 KW | 01/00 → | SP-934 | MD-9940 | | | |
| 1600i, 4G92, 70 KW | 01/00 → | SP-1001 | MD-9940 | | | |
| 1800 16V, 4G93, 103 KW | 01/00 → | SP-1001 | MD-9940 | | | |
| Wira (00-) | | | | | | |
| 1300i | 01/00 → | SP-911 | MD-9912 | | | |
| 1300i G13B, 55 KW | 01/00 → | SP-934 | MD-9940 | | | |
| 1500i | 01/00 → | SP-911 | MD-9912 | | | |
| 1500i G15B, 64 KW | 01/00 → | SP-934 | MD-9940 | | | |
| 1600i 4G92, 70 KW | 01/00 → | SP-1001 | MD-9940 | | | |
| 1800i 16V 4G93, 85 KW | 01/00 → | SP-1001 | MD-9940 | | | |
| 2000Diesel | 01/00 → | SP-997 | MD-9862 | SP-1003 | | |
| 2000Diesel, 4D68, 50 KW | 01/00 → | SP-997 | MD-9688 | SP-1003 | | |

|  |  |  OIL |  AIR |  FUEL |  CABIN |  OTHER |
|--|--|--|--|---|--|--|
| PROTON | | | | | | |
| Wira (00-) | | | | | | |
| 2000TDi | 01/00 → | SP-997 | MD-9862 | SP-1003 | | |
| 2000TDi, 4D68T, 59 KW | 01/00 → | SP-997 | MD-9688 | SP-1003 | | |
| RENAULT | | | | | | |
| Alpine (66-95) | | | | | | |
| A110, 1300, 81 KW | 01/68 → 12/70 | SP-806 | | | | |
| A310 1600, 93 KW | 01/71 → 12/77 | SP-806 | | | | |
| A310, 2700 V6, Z6W, 110 KW | 07/84 → 12/95 | SP-948 | | | | |
| A310, 2700 V6,, Z6W, 110 KW | 09/76 → 06/84 | SP-806 | | | | |
| A610, 3000i V6 Turbo, 184 KW | 03/91 → 12/95 | SP-948 | | SP-2003 | | |
| V6, 2500 V6 Turbo, Z7U, 147 KW | 01/88 → 12/90 | SP-952 | MD-5064 | SP-2003 | | |
| Avantime (01-03) | | | | | | |
| 2000 16V Turbo, F4R760/761, 120 KW | 06/01 → 05/03 | SP-1039 | MD-9536 | SP-2061 | MS-6024 | |
| 2200 dCi, G9T, 110KW | 09/02 → 05/03 | MD-477 | MD-8280 | MD-397 | MS-6024 | |
| 3000 V6 24V, L7X, 152 KW | 06/01 → 05/03 | SP-943 | | SP-2061 | MS-6024 | |
| Captur (13-) | | | | | | |
| 1200 TCe 120, H4F, 88 KW | 05/13 → | | | | | |
| 1500 dCi 90, K9K608, 66 KW | 05/13 → | | | | | |
| 900 TCe 90, H4B400, 66 KW | 05/13 → | | | | | |
| Clio I (91-98) | | | | | | |
| 1100, C1E700, 34/36KW | 09/89 → 02/98 | SP-1039 | MD-056 | FF-009 | | |
| 1200, D7F730, 43KW | 09/96 → 02/98 | SP-1039 | MD-628 | FF-009 | | |
| 1200i, C3G, 40 KW | 11/92 → 08/94 | SP-955 | MD-9280 | SP-2003 | | |
| | 09/94 → 02/96 | SP-1039 | MD-9280 | SP-2003 | | |
| | 03/96 → 02/98 | SP-1039 | MD-9280 | SP-2061 | | |
| 1200i, D7F, 40KW | 04/96 → 02/98 | SP-1075 | MD-5116 | SP-2061 | | |
| 1400, E7J, 55 KW | 01/91 → 03/94 | SP-955 | MD-628 | FF-009 | | |
| 1400i, E7J, 59 KW | 12/90 → 02/96 | SP-955 | MD-628 | SP-2003 | | |
| | 03/96 → 02/98 | SP-955 | MD-628 | SP-2061 | | |
| 1700, F3N, 68 KW | 01/91 → 02/97 | SP-946 | MD-668 | FF-009 | | |
| | 03/97 → 02/98 | SP-1039 | MD-668 | FF-009 | | |
| 1800i 16V, F3P, 99KW | 03/96 → 02/98 | SP-955 | MD-9224 | SP-2061 | | |
| 1800i 16V, F4P, 99KW | 01/91 → 02/96 | SP-955 | MD-9224 | SP-2003 | | |
| 1800i, F3P, 65-80KW | 01/91 → 09/93 | SP-946 | MD-668 | SP-2003 | | |
| | 10/93 → 02/96 | SP-946 | MD-9428 | SP-2003 | | |
| | 03/96 → 02/97 | SP-946 | MD-9428 | SP-2061 | | |
| | 03/97 → 02/98 | SP-1039 | MD-9428 | SP-2061 | | |
| 1900D BOSCH, F8Q, 40 KW | 05/91 → 02/96 | SP-985 | MD-668 | MD-101 | | |
| | 03/96 → 02/98 | SP-1039 | MD-668 | MD-101 | | |
| 1900D CAV, F8Q, 40 KW | 05/91 → 02/96 | SP-985 | MD-668 | MD-093 | | |
| | 03/96 → 02/98 | SP-1039 | MD-668 | MD-093 | | |
| 1900TD BOSCH, 40 KW | 03/94 → 04/96 | SP-985 | MD-668 | MD-101 | | |
| 1900TD CAV, 47 KW | 03/94 → 04/96 | SP-985 | MD-668 | MD-093 | | |
| 2000i 16V Williams, F7R700, 108 KW | 01/94 → 02/96 | SP-955 | MD-9224 | SP-2003 | | |
| | 03/96 → 02/98 | SP-955 | MD-9224 | SP-2061 | | |
| Clio II (98-) | | | | | | |
| 1200 16V, D4F712/722, 55 KW | 01/01 → 10/02 | MD-389 | MD-9776 MD-8222 | SP-2061 | MS-6151 | |
| Comments: MD-389: Engine code D4F712, MD-9776: Engine code D4F712, MD-8222: Engine code D4F722. | | | | | | |
| | 12/02 → 10/03 | SP-1306 | MD-9776 MD-8222 | SP-2061 | MS-6151 | |
| Comments: SP-1306: Engine code D4F712, MD-9776: Engine code D4F712, MD-8222: Engine code D4F722. | | | | | | |
| 1200 D7F710/720/722/726, 43 KW | 09/98 → 05/00 | SP-1075 | MD-5116 | SP-2061 | MS-6151 | |
| | 06/00 → 03/03 | MD-389 | MD-5116 | SP-2061 | MS-6151 | |
| | 04/03 → 10/03 | SP-1306 | MD-5116 | SP-2061 | MS-6151 | |
| 1400 16v, K4J712/713/714/750, 72 KW | 01/00 → 09/05 | SP-1039 | MD-9492 | SP-2061 | MS-6151 | |
| 1400, E7J780, 55 KW | 09/98 → 12/99 | SP-1039 | MD-8076 MD-9250 | SP-2061 | MS-6151 | |
| | 09/98 → 12/99 | SP-1039 | MD-9250 | SP-2061 | MS-6151 | |

RENAULT

Clio II (98-)

| | | | | | | |
|---|---------------|---------|--------------------|------------------|---------|--|
| 1500 dCi, K9K700/K9K704, 48 KW | 06/01 → 12/04 | SP-1039 | MD-9778 | FF-060 FF-057 | MS-6151 | |
| Comments: FF-057: With water sensor connection use for OE no. 7701 061 576. | | | | | | |
| | 01/05 → 09/05 | SP-1039 | MD-9778 | FF-068 FF-061 | MS-6151 | |
| Comments: FF-061: With water sensor connection use for OE no. 77 01 063 611. | | | | | | |
| 1500 dCi, K9K712, 74 KW | 12/03 → 12/04 | SP-1039 | MD-9778 | FF-060 FF-057 | MS-6151 | |
| Comments: FF-057: With water sensor connection use for OE no. 77 01 063 611. | | | | | | |
| | 01/05 → 09/05 | SP-1039 | MD-9778 | FF-068 FF-061 | MS-6151 | |
| Comments: FF-061: With water sensor connection use for OE no. 77 01 063 611. | | | | | | |
| 1500 dCi, K9K714, 50 KW | 08/04 → | SP-1039 | MD-9778 | FF-068 FF-061 | MS-6151 | |
| Comments: FF-061: With water sensor connection use for OE no. 77 01 063 611. | | | | | | |
| 1500 dCi, K9K718/K9K716, 60 KW | 06/01 → 12/04 | SP-1039 | MD-9778 | FF-060 FF-057 | MS-6151 | |
| Comments: FF-057: With water sensor connection use for OE no. 7701 061 576. | | | | | | |
| | 01/05 → 09/05 | SP-1039 | MD-9778 | FF-068 FF-061 | MS-6151 | |
| Comments: FF-061: With water sensor connection use for OE no. 77 01 063 611. | | | | | | |
| 1600 16V, K4M748, 79 KW | 09/98 → 09/05 | SP-1039 | MD-9492 MD-8222 | SP-2061 | MS-6151 | |
| 1600, K7M744/745, 66 KW | 09/98 → 02/00 | SP-1039 | MD-9250 | SP-2061 | MS-6151 | |
| 1900 D, F8Q-630,632,662, 47 KW | 09/98 → 09/01 | SP-1039 | MD-9490 MD-9632 | MD-395 MD-377 | MS-6151 | |
| Comments: MD-9490: Engine code F8Q-630+632, MD-9632: Engine code F8Q-632, MD-395: BOSCH injection system. | | | | | | |
| 1900 dTi, F9Q-780, 59 KW | 01/00 → 06/01 | SP-1321 | MD-9714 | MD-395 | MS-6151 | |
| 2000 16V Sport, F4R, 132 KW | 12/03 → 08/05 | SP-1039 | | SP-2061 | MS-6151 | |
| 2000 16V Sport, F4R730/732/736, 124 KW | 03/00 → 06/01 | SP-1039 | MD-5064 | SP-2061 | MS-6151 | |
| Comments: MD-5064: Engine code F4R732. | | | | | | |
| 3000 V6 Sport, L7X760, 166 KW | 11/00 → 01/03 | SP-943 | MD-8028 | SP-2061 | MS-6151 | |
| 3000 V6 Sport, L7X762, 187 KW | 12/02 → 08/05 | SP-943 | | SP-2061 | MS-6151 | |

Clio III (05-)

| | | | | | | |
|---------------------------------------|---------------|---------|---------|---------|---------|--|
| 1200 16V Turbo TCE, D4F784, 74 KW | 09/06 → | SP-1306 | MD-8334 | SP-2061 | MS-6283 | |
| 1200 16V, D4F, 48 KW | 12/05 → | SP-1306 | MD-8222 | SP-2061 | MS-6283 | |
| 1200 16V, D4F740, 55 KW | 09/05 → | SP-1306 | MD-8222 | SP-2061 | MS-6283 | |
| 1400 16V, K4J780, 72 KW | 09/05 → | SP-1039 | MD-8334 | SP-2061 | MS-6283 | |
| 1500 dCi, K9K752, 48 KW | 05/05 → 09/07 | SP-1039 | MD-8120 | | MS-6283 | |
| 1500 dCi, K9K764, 78 KW | 09/05 → 09/07 | SP-1039 | MD-8120 | | MS-6283 | |
| | 10/07 → | SP-1321 | MD-8120 | | MS-6283 | |
| 1500 dCi, K9K766/K9K770/K9K772, 63 KW | 09/05 → 09/07 | SP-1039 | MD-8120 | | MS-6283 | |
| 1500 dCi, K9K768/K9K766, 50 KW | 09/05 → 09/07 | SP-1039 | MD-8120 | | MS-6283 | |
| | 10/07 → | SP-1321 | MD-8120 | | MS-6283 | |
| 1600 16V (GT), K4M862, 94 KW | 05/09 → | SP-1039 | MD-8120 | SP-2061 | MS-6283 | |
| 1600 16V, K4M800/801, 82 KW | 08/05 → 02/10 | SP-1039 | MD-8334 | SP-2061 | MS-6283 | |
| 1600 16V, K4M804, 65 KW | 05/05 → 09/07 | SP-1039 | MD-8334 | SP-2061 | MS-6283 | |
| 2000 16V, F4R830, 147 KW | 05/06 → | SP-1039 | MD-8120 | SP-2061 | MS-6283 | |
| 2000 16V, M4R700, 102 KW | 12/06 → | SP-1002 | MD-8120 | SP-2061 | MS-6283 | |

Clio IV (12-)

| | | | | | | |
|-----------------------------|---------|---------|---------|--|--|--|
| 1200 16V, D4F740/744, 54 KW | 11/12 → | SP-1306 | MD-8222 | | | |
| 1500 dCi, K9K608, 66 KW | 11/12 → | | | | | |
| 1500 dCi, K9K612, 55 KW | 11/12 → | | | | | |
| 900 TCe, H4B400, 66 KW | 11/12 → | | | | | |
| RS 200 EDC, M5M, 147 KW | 03/13 → | | | | | |

Clio Symbol (98-)

| | | | | | | |
|-----------------------------|---------|---------|--------------------|---------|---------|--|
| 1400 16V, K4J712/713, 72 KW | 01/00 → | SP-1039 | MD-9492 | SP-2061 | MS-6151 | |
| 1400, E7J780, 55 KW | 09/98 → | SP-1039 | MD-9250 MD-8076 | SP-2061 | MS-6151 | |

Dokker (12-)

| | | | | | | |
|---------------------------------|---------|---------|--|--|--|--|
| 1600 MPI (K67, F67), K7M, 61 KW | 07/12 → | SP-1039 | | | | |
|---------------------------------|---------|---------|--|--|--|--|

RENAULT

Espace I (84-92)

| | | | | | | |
|--------------------------|---------------|--------|---------|---------|--|--|
| 2000 GTS, J6R, 80 KW | 01/84 → 12/92 | SP-948 | MD-276 | SP-2003 | | |
| 2000i, J7R, 87 KW | 06/84 → 12/89 | SP-948 | MD-276 | SP-2003 | | |
| 2100TD BOSCH, J8S, 65 KW | 01/84 → 06/90 | SP-952 | MD-5038 | SP-966 | | |
| 2100TD CAV, J8S, 65 KW | 01/84 → 07/90 | SP-952 | MD-5038 | MD-195 | | |
| | 01/84 → 07/90 | SP-952 | MD-5038 | MD-093 | | |

Espace II (91-96)

| | | | | | | |
|--------------------------|---------------|--------|---------|---------|--|--|
| 2000i, J7R, 76KW | 01/94 → 09/96 | SP-948 | MD-276 | SP-2003 | | |
| 2100 TD, J8S778, 65KW | 01/91 → 10/96 | SP-952 | MD-5038 | MD-093 | | |
| 2100TD BOSCH, J8S, 66 KW | 07/91 → 09/96 | SP-985 | MD-5038 | SP-966 | | |
| 2100TD CAV, J8S, 66 KW | 07/91 → 09/96 | SP-985 | MD-5038 | MD-195 | | |
| | 07/91 → 09/96 | SP-985 | MD-5038 | MD-093 | | |
| 2200i, J7T, 79 KW | 01/91 → 10/96 | SP-948 | MD-276 | SP-2003 | | |
| 2800i V6, Z7W, 110 KW | 03/91 → 09/96 | SP-948 | MD-5064 | SP-2003 | | |

Espace III (96-02)

| | | | | | | |
|------------------------------------|---------------|---------|--------------------|---------|---------|--|
| 1900 dTi, F9Q-720/722, 72 KW | 02/99 → 10/00 | SP-1039 | MD-9714 MD-5124 | MD-397 | MS-6024 | |
| 2000 16V, F4R-700, F4R-701, 102 KW | 09/01 → 11/02 | SP-1039 | MD-9492 | SP-2061 | MS-6024 | |
| 2000 16V, F4R-700, F4R-701, 103 KW | 10/98 → 11/02 | SP-1039 | MD-9492 | SP-2061 | MS-6024 | |
| 2000, F3RJ7, 84 KW | 11/96 → 10/00 | SP-1039 | MD-9354 | SP-2061 | MS-6024 | |
| 2200 dCi, G9T, 85 KW | 07/00 → 10/02 | MD-477 | MD-8280 | FF-063 | MS-6024 | |
| 2200 dCi, G9T710, 95 KW | 08/00 → 11/02 | MD-477 | MD-8280 | FF-063 | MS-6024 | |
| 2200 TD 12V, G8T714/716, 83 KW | 11/96 → 10/97 | | MD-9536 | SP-1098 | MS-6024 | |
| | 11/97 → 01/99 | | MD-9536 | MD-397 | MS-6024 | |
| | 02/99 → 10/00 | | MD-9536 | MD-397 | MS-6024 | |
| 3000 V6 24V, L7X-700, 140 KW | 10/98 → 11/02 | SP-943 | MD-9494 | SP-2061 | MS-6024 | |
| 3000 V6, Z7X27, 123 KW | 11/96 → 10/00 | SP-943 | MD-9360 | SP-2061 | MS-6024 | |

Espace IV (02-)

| | | | | | | |
|-------------------------------|---------------|---------|---------|---------|---------------------|--|
| 1900 dCi, F9Q820, 85 KW | 04/03 → 02/05 | SP-1321 | MD-8028 | MD-397 | MS-6284 MS-6284C | |
| 1900 dCi, F9QT, 88 KW | 10/02 → | SP-1321 | MD-8028 | MD-397 | MS-6284 MS-6284C | |
| 2000 16V, F4R, 100 KW | 10/02 → 02/05 | SP-1039 | MD-9492 | SP-2061 | MS-6284 MS-6284C | |
| 2000 16V, F4RT, 120 KW | 10/02 → | SP-1039 | MD-8028 | SP-2061 | MS-6284 MS-6284C | |
| 2000 16V, F4RT, 125 KW | 05/05 → | SP-1039 | MD-8028 | SP-2061 | MS-6284 MS-6284C | |
| 2000 dCi, 96 KW | 01/06 → | MD-631 | MD-8028 | MD-397 | MS-6284 MS-6284C | |
| 2000 dCi, M9R, 110 KW | 04/06 → | MD-631 | MD-8028 | MD-397 | MS-6284 MS-6284C | |
| 2000 dCi, M9R, 127 KW | 04/06 → | MD-631 | MD-8028 | MD-397 | MS-6284 MS-6284C | |
| 2200 dCi FAP, G9T 645, 102 KW | 04/06 → | MD-631 | MD-8028 | MD-397 | MS-6284 MS-6284C | |
| 2200 dCi, G9T 742/743, 110 KW | 10/02 → | MD-477 | MD-8028 | MD-397 | MS-6284 MS-6284C | |
| 3000 dCi V6, P9X-701, 130 KW | 10/02 → 12/05 | MD-523 | MD-8028 | MD-397 | MS-6284 MS-6284C | |
| 3000 dCi V6, P9X-715, 133 KW | 01/06 → | MD-523 | MD-8028 | MD-397 | MS-6284 MS-6284C | |
| 3500 V6, VHY, 177 KW | 10/02 → | SP-1002 | MD-8028 | SP-2061 | MS-6284 MS-6284C | |

Express (86-)

| | | | | | | |
|----------------------|---------------|--------|---------|--------|--|--|
| 0950, C1C, 30 KW | 01/86 → 08/90 | SP-955 | MD-014 | FF-009 | | |
| | 01/86 → 08/90 | | | | | |
| 1100 GTC, C1E, 33 KW | 01/86 → 06/90 | | MD-014 | | | |
| | 07/90 → 08/92 | SP-955 | MD-056 | FF-009 | | |
| 1100 GTC, C1E, 36 KW | 01/86 → 06/90 | SP-955 | MD-5036 | FF-009 | | |

RENAULT

Express (86-)

| | | | | | | |
|-----------------------------|---------------|---------|---------|---------|--|--|
| 1200, C1G, 40 KW | 09/90 → | SP-955 | MD-056 | FF-009 | | |
| 1200i, C3G, 40 KW | 09/90 → | SP-955 | MD-9280 | SP-2003 | | |
| 1400 GTL, C2J, 44 KW | 09/90 → 03/96 | SP-946 | MD-628 | FF-009 | | |
| 1400 GTL, C3J, 44 KW | 01/86 → 08/91 | SP-955 | MD-056 | FF-009 | | |
| 1400i Klima, E6J/E7J, 43 KW | 09/90 → | SP-955 | MD-628 | SP-2003 | | |
| 1400i, E6J/E7J, 43 KW | 03/86 → 08/91 | SP-955 | MD-056 | SP-2003 | | |
| | 09/90 → | SP-946 | MD-628 | SP-2003 | | |
| 1600D BOSCH, F8M, 40 KW | 01/86 → | SP-946 | MD-9406 | SP-966 | | |
| 1600D CAV, F8M, 40 KW | 01/86 → | SP-946 | MD-9406 | MD-093 | | |
| 1900D BOSCH, F8Q, 47 KW | 09/90 → 02/96 | SP-985 | MD-668 | MD-101 | | |
| | 03/96 → | SP-1039 | MD-668 | MD-101 | | |
| 1900D CAV, F8Q, 47 KW | 09/90 → 02/96 | SP-985 | MD-668 | MD-093 | | |
| | 03/96 → | SP-1039 | MD-668 | MD-093 | | |

Fluence (10-)

| | | | | | | |
|----------------------------------|---------|---------|---------|---------|---------|--|
| 1500 dCi FAP K9K 830 63KW | 02/10 → | SP-1321 | MD-8556 | SP-1355 | MS-6401 | |
| 1500 dCi FAP K9K 834 66KW | 02/10 → | SP-1321 | MD-8556 | SP-1355 | MS-6401 | |
| 1500 dCi FAP (BZ1M) K9K 832 81KW | 02/10 → | SP-1321 | MD-8556 | SP-1355 | MS-6401 | |
| 1600 16V K4M 838/839 81KW | 02/10 → | SP-1039 | MD-8556 | SP-2061 | MS-6401 | |
| 2000 16V, M4R 714/751, 103 KW | 02/10 → | | MD-8556 | SP-2061 | MS-6401 | |
| Z.E, 70 KW | 02/12 → | | | | MS-6401 | |

Fuego (80-85)

| | | | | | | |
|------------------------------|---------------|---------|---------|---------|--|--|
| 1400, 847720, 47 KW | 03/80 → 10/85 | SP-806 | MD-390 | FF-009 | | |
| | 07/84 → 10/85 | SP-955 | MD-390 | FF-009 | | |
| 1600 TS/GTS, A6M, 71KW | 03/80 → 06/84 | SP-806 | MD-076 | FF-009 | | |
| 1600, A6M, 71KW | 07/84 → 10/85 | SP-955 | MD-076 | FF-009 | | |
| 1600i, 52 KW | 07/84 → 10/85 | SP-1079 | MD-276 | SP-2003 | | |
| 1600i TS, GTS, A6M726, 71 KW | 10/80 → 06/84 | SP-806 | MD-076 | SP-2003 | | |
| | 07/84 → 10/85 | SP-806 | MD-076 | SP-1039 | | |
| 1600i Turbo, A5L750, 97 KW | 09/83 → 06/84 | SP-806 | MD-276 | SP-2003 | | |
| 1600i, 52 KW | 04/83 → 06/84 | SP-806 | MD-076 | SP-2003 | | |
| 2000 TX, GTX, J6R726, 81 KW | 10/80 → 10/85 | SP-824 | MD-276 | FF-009 | | |
| 2100TD CAV, J8S712, 65 KW | 10/81 → 10/85 | SP-952 | MD-5038 | MD-093 | | |
| | 10/81 → 10/85 | SP-952 | MD-5038 | MD-195 | | |
| 2100TD, J8S712, 65 KW BOSCH | 10/81 → 10/85 | SP-1039 | MD-5038 | SP-966 | | |

Fulence (10-)

| | | | | | | |
|----------------------------|---------|--|--|---------|--|--|
| 2000 16V M4R 714/751 103Kw | 02/10 → | | | SP-1355 | | |
|----------------------------|---------|--|--|---------|--|--|

Kangoo I (97-)

| | | | | | | |
|---|---------------|--------|---------|---------|---------|--|
| 1200 16V, D4F712/14/16/30/40, D4D700/720, 55 KW | 07/01 → 03/03 | MD-389 | MD-9776 | SP-2061 | MS-6172 | |
| | | | MD-8222 | | MS-6151 | |

Comments: MD-8222: Engine code D4F730, MS-6172: Without air-condition system, MS-6151: With air-condition system.

| | | | | | | |
|--|---------|---------|---------|---------|---------|--|
| | 04/03 → | SP-1306 | MD-9776 | SP-2061 | MS-6172 | |
| | | | MD-8222 | | MS-6151 | |

Comments: MD-8222: Engine code D4F730, MS-6172: Without air-condition system, MS-6151: With air-condition system.

| | | | | | | |
|------------------------------|---------------|---------|---------|---------|---------|--|
| 1200, D7F 726/744/746, 44 KW | 11/97 → 05/00 | SP-1075 | MD-5116 | SP-2061 | MS-6172 | |
| | | | | | MS-6151 | |

Comments: MS-6172: Without air-condition system, MS-6151: With air-condition system.

| | | | | | | |
|--|---------------|--------|---------|---------|---------|--|
| | 06/00 → 03/03 | MD-389 | MD-5116 | SP-2061 | MS-6172 | |
| | | | | | MS-6151 | |

Comments: MS-6172: Without air-condition system, MS-6151: With air-condition system.

| | | | | | | |
|--|---------|---------|---------|---------|---------|--|
| | 04/03 → | SP-1306 | MD-5116 | SP-2061 | MS-6172 | |
| | | | | | MS-6151 | |

Comments: MS-6172: Without air-condition system, MS-6151: With air-condition system.

| | | | | | | |
|---|---------|---------|---------|---------|---------|--|
| 1400, E7J634/635/780, K7J700/701, 55 KW | 11/97 → | SP-1039 | MD-8076 | SP-2061 | MS-6172 | |
| | | | MD-9250 | | MS-6151 | |

Comments: MD-8076: Engine code K7J,E7J634/635, MD-9250: Engine code E7J780, MS-6172: Without air-condition system, MS-6151: With air-condition system.

RENAULT

Kangoo I (97-)

| | | | | | | |
|-----------------------------|---------------|----------------|----------------|--------------------------------|----------------------------------|--|
| 1500 dCi, K9K, 42 KW | 11/02 → 12/04 | SP-1039 | MD-9778 | FF-060 FF-057 | MS-6172 MS-6151 | |
|-----------------------------|---------------|----------------|----------------|--------------------------------|----------------------------------|--|

Comments: FF-057: With water sensor connection use for OE no. 7701 061 576, MS-6172: Without air-condition system, MS-6151: With air-condition system.

| | | | | | | |
|--|---------|----------------|----------------|--------------------------------|----------------------------------|--|
| | 01/05 → | SP-1039 | MD-9778 | FF-068 FF-061 | MS-6172 MS-6151 | |
|--|---------|----------------|----------------|--------------------------------|----------------------------------|--|

Comments: FF-061: With water sensor connection use for OE no. 7701 063 611, MS-6172: Without air-condition system, MS-6151: With air-condition system.

| | | | | | | |
|--------------------------------|---------------|----------------|----------------|--------------------------------|----------------------------------|--|
| 1500 dCi, K9K702, 48 KW | 07/01 → 12/04 | SP-1039 | MD-9778 | FF-060 FF-057 | MS-6172 MS-6151 | |
|--------------------------------|---------------|----------------|----------------|--------------------------------|----------------------------------|--|

Comments: FF-057: With water sensor connection use for OE no. 7701 061 576, MS-6172: Without air-condition system, MS-6151: With air-condition system.

| | | | | | | |
|--|---------|----------------|----------------|--------------------------------|----------------------------------|--|
| | 01/05 → | SP-1039 | MD-9778 | FF-068 FF-061 | MS-6172 MS-6151 | |
|--|---------|----------------|----------------|--------------------------------|----------------------------------|--|

Comments: FF-061: With water sensor connection use for OE no. 7701 063 611, MS-6172: Without air-condition system, MS-6151: With air-condition system.

| | | | | | | |
|--------------------------------|---------------|----------------|----------------|--------------------------------|----------------------------------|--|
| 1500 dCi, K9K710, 60 KW | 04/02 → 12/04 | SP-1039 | MD-9778 | FF-060 FF-057 | MS-6172 MS-6151 | |
|--------------------------------|---------------|----------------|----------------|--------------------------------|----------------------------------|--|

Comments: FF-057: With water sensor connection use for OE no. 7701 061 576, MS-6172: Without air-condition system, MS-6151: With air-condition system.

| | | | | | | |
|--|---------|----------------|----------------|--------------------------------|----------------------------------|--|
| | 01/05 → | SP-1039 | MD-9778 | FF-068 FF-061 | MS-6172 MS-6151 | |
|--|---------|----------------|----------------|--------------------------------|----------------------------------|--|

Comments: FF-061: With water sensor connection use for OE no. 7701 063 611, MS-6172: Without air-condition system, MS-6151: With air-condition system.

| | | | | | | |
|--------------------------------|---------|----------------|----------------|--------------------------------|----------------------------------|--|
| 1500 dCi, K9K714, 50 KW | 06/05 → | SP-1039 | MD-9778 | FF-068 FF-061 | MS-6172 MS-6151 | |
|--------------------------------|---------|----------------|----------------|--------------------------------|----------------------------------|--|

Comments: FF-061: With water sensor connection use for OE no. 7701 063 611, MS-6172: Without air-condition system, MS-6151: With air-condition system.

| | | | | | | |
|--------------------------------|---------|----------------|----------------|--------------------------------|----------------------------------|--|
| 1500 dCi, K9K718, 62 KW | 06/05 → | SP-1039 | MD-9778 | FF-068 FF-061 | MS-6172 MS-6151 | |
|--------------------------------|---------|----------------|----------------|--------------------------------|----------------------------------|--|

Comments: FF-061: With water sensor connection use for OE no. 7701 063 611, MS-6172: Without air-condition system, MS-6151: With air-condition system.

| | | | | | | |
|--|---------|----------------|----------------|----------------|----------------------------------|--|
| 1600 16V Bivalent (CNG), K4M, 60 KW | 07/06 → | SP-1039 | MD-9492 | SP-2061 | MS-6172 MS-6151 | |
|--|---------|----------------|----------------|----------------|----------------------------------|--|

Comments: MS-6172: Without air-condition system, MS-6151: With air-condition system.

| | | | | | | |
|--------------------------------------|---------|----------------|----------------|----------------|----------------------------------|--|
| 1600 16V, K4M 750, 753, 70 KW | 07/01 → | SP-1039 | MD-9492 | SP-2061 | MS-6172 MS-6151 | |
|--------------------------------------|---------|----------------|----------------|----------------|----------------------------------|--|

Comments: MS-6172: Without air-condition system, MS-6151: With air-condition system.

| | | | | | | |
|----------------------------|---------------|----------------|---------------|----------------|----------------------------------|--|
| 1600, K7M746, 66 KW | 07/99 → 06/01 | SP-1039 | MD-276 | SP-2061 | MS-6172 MS-6151 | |
|----------------------------|---------------|----------------|---------------|----------------|----------------------------------|--|

Comments: MS-6172: Without air-condition system, MS-6151: With air-condition system.

| | | | | | | |
|--|---------------|----------------|----------------------------------|--------------------------------|----------------------------------|--|
| 1900 D, F8Q-630, F8Q-632, 47 KW | 11/97 → 06/03 | SP-1039 | MD-9490 MD-9632 | MD-395 MD-377 | MS-6172 MS-6151 | |
|--|---------------|----------------|----------------------------------|--------------------------------|----------------------------------|--|

Comments: MD-9490: Engine code F8Q-630, MD-9632: Engine code F8Q-632, MD-395: BOSCH injection system, MD-377: CAV/Delphi injection system, MS-6172: Without air-condition system, MS-6151: With air-condition system.

| | | | | | | |
|-------------------------------|---------|----------------|----------------|--------------------------------|----------------------------------|--|
| 1900 D, F8Q-662, 40 KW | 11/97 → | SP-1039 | MD-9490 | MD-395 MD-377 | MS-6172 MS-6151 | |
|-------------------------------|---------|----------------|----------------|--------------------------------|----------------------------------|--|

Comments: MD-395: BOSCH injection system, MD-377: CAV/Delphi injection system, MS-6172: Without air-condition system, MS-6151: With air-condition system.

| | | | | | | |
|-----------------------------|---------|----------------|----------------|--------------------------------|----------------------------------|--|
| 1900 dCi, F9Q, 62 KW | 10/03 → | SP-1321 | MD-9714 | MD-397 MD-377 | MS-6172 MS-6151 | |
|-----------------------------|---------|----------------|----------------|--------------------------------|----------------------------------|--|

Comments: MD-397: BOSCH injection system, MD-377: CAV/Delphi injection system, MS-6172: Without air-condition system, MS-6151: With air-condition system.

| | | | | | | |
|-------------------------------------|---------|----------------|----------------|--------------------------------|----------------------------------|--|
| 1900 dCi, F9Q-782/790, 59 KW | 09/01 → | SP-1321 | MD-9714 | MD-395 MD-377 | MS-6172 MS-6151 | |
|-------------------------------------|---------|----------------|----------------|--------------------------------|----------------------------------|--|

Comments: MD-395: BOSCH injection system, MD-377: CAV/Delphi injection system, MS-6172: Without air-condition system, MS-6151: With air-condition system.

| | | | | | | |
|---------------------------------|---------|----------------|----------------|--------------------------------|----------------------------------|--|
| 1900 dTi, F9Q-780, 59 KW | 03/00 → | SP-1321 | MD-9714 | MD-395 MD-377 | MS-6172 MS-6151 | |
|---------------------------------|---------|----------------|----------------|--------------------------------|----------------------------------|--|

Comments: MD-395: BOSCH injection system, MD-377: CAV/Delphi injection system, MS-6172: Without air-condition system, MS-6151: With air-condition system.

Kangoo II (08-)

| | | | | | | |
|----------------------------|---------|----------------|----------------|--|----------------|--|
| 1500 dCi 110, 80 KW | 09/10 → | SP-1321 | MD-8090 | | MS-6395 | |
| 1500 dCi 75, 55 KW | 09/10 → | SP-1321 | MD-8090 | | MS-6395 | |

RENAULT

Kangoo II (08-)

| | | | | | | |
|--|---------------|---------|---------|--------------------|---------|--|
| 1500 dCi, K9K, 76 KW | 02/08 → 05/09 | SP-1321 | MD-8090 | SP-1362 SP-1363 | MS-6395 | |
| Comments: SP-1363: With water sensor connection. | | | | | | |
| | 06/09 → | SP-1321 | MD-8090 | | MS-6395 | |
| 1500 dCi, K9K800, 50 KW | 02/08 → 05/09 | SP-1321 | MD-8090 | SP-1362 SP-1363 | MS-6395 | |
| Comments: SP-1363: With water sensor connection. | | | | | | |
| | 06/09 → | SP-1321 | MD-8090 | | MS-6395 | |
| 1500 dCi, K9K802, 63 KW | 02/08 → 05/09 | SP-1321 | MD-8090 | SP-1362 SP-1363 | MS-6395 | |
| Comments: SP-1363: With water sensor connection. | | | | | | |
| | 06/09 → | SP-1321 | MD-8090 | | MS-6395 | |
| 1600 16V LPG, K4M834, 72 KW | 02/08 → | SP-1039 | MD-9492 | SP-2061 | MS-6395 | |
| 1600 16V, K4M830, 78 KW | 02/08 → | SP-1039 | MD-9492 | SP-2061 | MS-6395 | |
| 1600 8V, K7M750, 64 KW | 05/08 → | SP-1039 | MD-8090 | SP-2061 | MS-6395 | |
| Z.E, 5AM400, 44 KW | 10/11 → | | | | MS-6395 | |

Koleos (08-)

| | | | | | | |
|---|---------|---------|---------|---------|---------|--|
| 2000 dCi, M9R, 110 KW | 09/08 → | MD-631 | MD-8276 | SP-1337 | MS-6407 | |
| Comments: SP-1337: Without water sensor connection. | | | | | | |
| 2000 dCi, M9R, 127KW | 09/08 → | MD-631 | MD-8276 | SP-1337 | MS-6407 | |
| Comments: SP-1337: Without water sensor connection. | | | | | | |
| 2500, 2TRB700, 126 KW | 09/08 → | SP-1002 | MD-9182 | | MS-6407 | |

Laguna I (93-01)

| | | | | | | |
|---|---------------|---------|---------|------------------|--------------------|--|
| 1600i 16V, K4M-720, 79 KW | 11/97 → 03/01 | SP-1039 | MD-9492 | SP-2061 | MS-6114 MS-6301 | |
| Comments: MS-6114: Left Hand Drive, MS-6301: Right Hand Drive. | | | | | | |
| 1800 (B56A/B), F3P724, 66 KW | 11/93 → 02/96 | SP-1039 | MD-9354 | SP-2097 | MS-6114 MS-6301 | |
| Comments: MS-6114: Left Hand Drive, MS-6301: Right Hand Drive. | | | | | | |
| | 03/96 → | SP-1039 | MD-9354 | SP-2061 | MS-6114 MS-6301 | |
| Comments: MS-6114: Left Hand Drive, MS-6301: Right Hand Drive. | | | | | | |
| 1800 16V, F4P-760, 88 KW | 09/98 → 03/01 | SP-1039 | MD-9492 | SP-2061 | MS-6114 MS-6301 | |
| Comments: MS-6114: Left Hand Drive, MS-6301: Right Hand Drive. | | | | | | |
| 1800, F3P678, 66 KW | 08/95 → 02/96 | SP-1039 | MD-9354 | SP-2097 | MS-6114 MS-6301 | |
| Comments: MS-6114: Left Hand Drive, MS-6301: Right Hand Drive. | | | | | | |
| | 03/96 → 08/98 | SP-1039 | MD-9354 | SP-2061 | MS-6114 MS-6301 | |
| Comments: MS-6114: Left Hand Drive, MS-6301: Right Hand Drive. | | | | | | |
| 1800, F3P724, 69 KW | 08/95 → 02/96 | SP-1039 | MD-9354 | SP-2097 | MS-6114 MS-6301 | |
| Comments: MS-6114: Left Hand Drive, MS-6301: Right Hand Drive. | | | | | | |
| | 03/96 → 08/98 | SP-1039 | MD-9354 | SP-2061 | MS-6114 MS-6301 | |
| Comments: MS-6114: Left Hand Drive, MS-6301: Right Hand Drive. | | | | | | |
| 1900 dCi, F9Q-718, 79 KW | 11/99 → 03/01 | SP-1039 | MD-5142 | FF-063 | MS-6114 MS-6301 | |
| Comments: MS-6114: Left Hand Drive, MS-6301: Right Hand Drive. | | | | | | |
| 1900 dTi, F9Q-716, 74 KW | 09/98 → 03/01 | SP-1039 | MD-5142 | MD-395 MD-377 | MS-6114 MS-6301 | |
| Comments: MD-395: BOSCH injection system, MD-377: CAV/Delphi injection system, MS-6114: Left Hand Drive, MS-6301: Right Hand Drive. | | | | | | |
| 2000 (B56C/H), F3R-723, 83 KW | 11/93 → 02/96 | SP-1039 | MD-9354 | SP-2097 | MS-6114 MS-6301 | |
| Comments: MS-6114: Left Hand Drive, MS-6301: Right Hand Drive. | | | | | | |
| | 03/86 → 08/98 | SP-1039 | MD-9354 | SP-2061 | MS-6114 MS-6301 | |
| Comments: MS-6114: Left Hand Drive, MS-6301: Right Hand Drive. | | | | | | |
| 2000 16V, F4R-780, 103 KW | 09/99 → 03/01 | SP-1039 | MD-9492 | SP-2061 | MS-6114 MS-6301 | |
| Comments: MS-6114: Left Hand Drive, MS-6301: Right Hand Drive. | | | | | | |

RENAULT

Laguna I (93-01)

| | | | | | | |
|--|---------------|---------|---------|---------|--------------------|--|
| 2000 16V, N7Q704, 102 KW | 06/95 → 02/96 | SP-943 | MD-9358 | SP-2097 | MS-6114 MS-6301 | |
| Comments: MS-6114: Left Hand Drive, MS-6301: Right Hand Drive. | | | | | | |
| | 03/96 → 08/98 | SP-943 | MD-9358 | SP-2061 | MS-6114 MS-6301 | |
| Comments: MS-6114: Left Hand Drive, MS-6301: Right Hand Drive. | | | | | | |
| 2000, F3R-722/723, 70 KW | 11/93 → 02/96 | SP-1039 | MD-9354 | SP-2097 | MS-6114 MS-6301 | |
| Comments: MS-6114: Left Hand Drive, MS-6301: Right Hand Drive. | | | | | | |
| | 03/96 → 08/98 | SP-1039 | MD-9354 | SP-2061 | MS-6114 MS-6301 | |
| Comments: MS-6114: Left Hand Drive, MS-6301: Right Hand Drive. | | | | | | |
| 2000, F3R-728/729, 84 KW | 08/95 → 02/96 | SP-1039 | MD-9354 | SP-2097 | MS-6114 MS-6301 | |
| Comments: MS-6114: Left Hand Drive, MS-6301: Right Hand Drive. | | | | | | |
| | 03/96 → 08/98 | SP-1039 | MD-9354 | SP-2061 | MS-6114 MS-6301 | |
| Comments: MS-6114: Left Hand Drive, MS-6301: Right Hand Drive. | | | | | | |
| 2000, F3R-750, 80 KW | 03/99 → 03/01 | SP-1039 | MD-5062 | SP-2061 | MS-6114 MS-6301 | |
| Comments: MS-6114: Left Hand Drive, MS-6301: Right Hand Drive. | | | | | | |
| 2000, F3R-768/769, 85 KW | 09/98 → 03/01 | SP-1039 | MD-9354 | SP-2061 | MS-6114 MS-6301 | |
| Comments: MS-6114: Left Hand Drive, MS-6301: Right Hand Drive. | | | | | | |
| 2200 D (B56F), G86T794, 61 KW | 03/96 → 08/98 | | MD-9356 | SP-1098 | MS-6114 MS-6301 | |
| Comments: MS-6114: Left Hand Drive, MS-6301: Right Hand Drive. | | | | | | |
| 2200 dT, G8T-760, 83 KW | 03/96 → 12/97 | | MD-9356 | SP-1098 | MS-6114 MS-6301 | |
| Comments: MS-6114: Left Hand Drive, MS-6301: Right Hand Drive. | | | | | | |
| | 01/98 → 01/99 | | MD-9356 | MD-397 | MS-6114 MS-6301 | |
| Comments: MS-6114: Left Hand Drive, MS-6301: Right Hand Drive. | | | | | | |
| | 02/99 → 03/01 | | MD-9356 | MD-397 | MS-6114 MS-6301 | |
| Comments: MS-6114: Left Hand Drive, MS-6301: Right Hand Drive. | | | | | | |
| 3000 V6 (B56 E/R), Z7X765, 123 KW | 11/93 → 02/96 | SP-943 | MD-9360 | SP-2097 | MS-6114 MS-6301 | |
| Comments: MS-6114: Left Hand Drive, MS-6301: Right Hand Drive. | | | | | | |
| | 03/96 → 08/98 | SP-943 | MD-9360 | SP-2061 | MS-6114 MS-6301 | |
| Comments: MS-6114: Left Hand Drive, MS-6301: Right Hand Drive. | | | | | | |
| 3000 V6 24V, L7X-700/701, 140 KW | 03/97 → 08/98 | SP-943 | MD-9494 | SP-2061 | MS-6114 MS-6301 | |
| Comments: MS-6114: Left Hand Drive, MS-6301: Right Hand Drive. | | | | | | |
| 3000 V6 24V, L7X-700/701, 143 KW | 09/98 → 03/01 | SP-943 | MD-9494 | SP-2061 | MS-6114 MS-6301 | |
| Comments: MS-6114: Left Hand Drive, MS-6301: Right Hand Drive. | | | | | | |

Laguna II (00-)

| | | | | | | |
|--|---------------|---------|---------|---------|---------------------|--|
| 1600 16V, K4M710, K4M711, K4M714, 79 KW | 11/00 → | SP-1039 | MD-9492 | SP-2061 | MS-6203 MS-6203C | |
| 1600 16V, K4M716, 82 KW | 04/05 → | SP-1039 | MD-8028 | SP-2061 | MS-6203 MS-6203C | |
| 1800 16V, F4P, 88 KW | 11/00 → | SP-1039 | MD-9492 | SP-2061 | MS-6203 MS-6203C | |
| 1900 dCi, F9Q, 81 KW | 04/05 → | SP-1321 | MD-8028 | MD-397 | MS-6203 MS-6203C | |
| 1900 dCi, F9Q, 88 KW | 11/00 → 03/05 | SP-1039 | MD-8028 | MD-397 | MS-6203 MS-6203C | |
| | 04/05 → | SP-1321 | MD-8028 | MD-397 | MS-6203 MS-6203C | |
| 1900 dCi, F9Q, 96 KW | 04/05 → | SP-1321 | MD-8028 | MD-397 | MS-6203 MS-6203C | |

RENAULT

Laguna II (00-)

| | | | | | | |
|---|---------------|---------|---------|------------------|---------------------|--|
| 1900 dCi, F9Q-664, 68 KW | 03/04 → | SP-1321 | MD-8028 | MD-397 | MS-6203 MS-6203C | |
| 1900 dCi, F9Q-752, 74 KW | 09/01 → | SP-1039 | MD-8028 | FF-063 | MS-6203 MS-6203C | |
| 1900 dCi, F9Q-754, 79 KW | 11/00 → | SP-1039 | MD-8028 | FF-063 MD-397 | MS-6203 MS-6203C | |
| Comments: MD-397: Partly/or, Purflux housing FC500. | | | | | | |
| 2000 16V GT Turbo, F4R764, 150 KW | 04/05 → | SP-1039 | MD-8028 | SP-2061 | MS-6203 MS-6203C | |
| 2000 16V IDE, IDE-F5R, 103 KW | 11/00 → 08/03 | SP-1039 | MD-8028 | SP-2061 | MS-6203 MS-6203C | |
| 2000 16V Turbo, F4R764, 121 KW | 11/00 → 08/03 | SP-1039 | MD-8028 | SP-2061 | MS-6203 MS-6203C | |
| 2000 16V Turbo, F4R764, 125 KW | 04/05 → | SP-1039 | MD-8028 | SP-2061 | MS-6203 MS-6203C | |
| 2000 16V, F4R712-715, 99 KW | 03/01 → 05/05 | SP-1039 | MD-9492 | SP-2061 | MS-6203 MS-6203C | |
| 2000 dCi 16V, M9R, 127 KW | 02/06 → | MD-631 | MD-8028 | MD-397 | MS-6203 MS-6203C | |
| 2000 dCi, M9R700/740, 110 KW | 10/05 → | MD-631 | MD-8028 | MD-397 | MS-6203 MS-6203C | |
| 2200 dCi 16V FAP, G9T, 102 KW | 12/04 → | MD-477 | MD-8028 | MD-397 | MS-6203 MS-6203C | |
| 2200 dCi 16V, G9T-702, 110 KW | 02/02 → | MD-477 | MD-8028 | MD-397 | MS-6203 MS-6203C | |
| 2200 dCi, G9T, 84 KW | 11/00 → | MD-477 | MD-8028 | MD-397 | MS-6203 MS-6203C | |
| 2200 dCi, G9T, 98 KW | 11/00 → | MD-477 | MD-8028 | MD-397 | MS-6203 MS-6203C | |
| 3000 V6 24V, L7X, 152 KW | 11/00 → | SP-943 | MD-8028 | SP-2061 | MS-6203 MS-6203C | |

Laguna III (07-)

| | | | | | | |
|--|---------------|---------|---------|--------------------|----------|--|
| 1500 dCi, K9K780, 81 KW | 10/07 → 05/09 | SP-1321 | MD-8488 | SP-1362 SP-1363 | MS-6414C | |
| Comments: SP-1363: With water sensor connection. | | | | | | |
| 1600 16V, K4M824, 81 KW | 06/09 → | SP-1321 | MD-8488 | | MS-6414C | |
| 2000 16V GT Turbo, F4R800, 150 KW | 10/07 → | SP-1039 | MD-8488 | SP-2061 | MS-6414C | |
| 2000 16V Turbo, F4R811, 125 KW | 03/08 → | SP-1002 | MD-8488 | SP-2061 | MS-6414C | |
| Comments: SP-2061: Optional extra export model. | | | | | | |
| 2000 16V Turbo, F4R811, 125 KW | 10/07 → | SP-1039 | MD-8488 | SP-2061 | MS-6414C | |
| Comments: SP-2061: Optional extra export model. | | | | | | |
| 2000 16V, M4R704, 103 KW | 06/09 → | SP-1002 | MD-8488 | SP-2061 | MS-6414C | |
| Comments: SP-2061: Optional extra export model. | | | | | | |
| 2000 dCi, M9R742/802, 96 KW | 10/07 → 05/09 | MD-631 | MD-8488 | SP-1362 SP-1363 | MS-6414C | |
| Comments: SP-1363: With water sensor connection. | | | | | | |
| 2000 dCi, M9R742/802/805, 110 KW | 06/09 → | MD-631 | MD-8488 | | MS-6414C | |
| 2000 dCi, M9R742/802/805, 110 KW | 10/07 → 05/09 | MD-631 | MD-8488 | SP-1362 SP-1363 | MS-6414C | |
| Comments: SP-1363: With water sensor connection. | | | | | | |
| 2000 dCi, M9R800, 127 KW | 06/09 → | MD-631 | MD-8488 | | MS-6414C | |
| 2000 dCi, M9R800, 127 KW | 10/07 → 05/09 | MD-631 | | SP-1362 SP-1363 | MS-6414C | |
| Comments: SP-1363: With water sensor connection. | | | | | | |
| 2000 dCi, M9R816, 131 KW | 06/09 → | MD-631 | | | MS-6414C | |
| 2000 dCi, M9R816, 131 KW | 10/07 → 05/09 | MD-631 | | SP-1362 SP-1363 | MS-6414C | |
| Comments: SP-1363: With water sensor connection. | | | | | | |
| 3000 dCi, 177 KW | 06/09 → | MD-631 | | | MS-6414C | |
| 3000 dCi, 177 KW | 01/12 → | | | | MS-6414C | |

RENAULT

Laguna III (07-)

| | | | | | |
|--------------------------|---------------|---------|---------|--------------------|----------|
| 3000 dCi, M9R891, 173 KW | 12/08 → 05/09 | SP-1039 | MD-8028 | SP-1362 SP-1363 | MS-6414C |
|--------------------------|---------------|---------|---------|--------------------|----------|

Comments: SP-1363: With water sensor connection.

| | | | | | |
|--------------------------|---------|---------|---------|---------|----------|
| | 06/09 → | SP-1039 | MD-8028 | | MS-6414C |
| 3500 24V, V4Y713, 175 KW | 01/12 → | SP-1002 | MD-8028 | SP-2061 | MS-6414C |

Latitude (11-)

| | | | | | |
|-----------------------|---------|--|---------|---------|---------------------|
| 2000 16V, M4R, 103 KW | 02/11 → | | | SP-2061 | MS-6436 MS-6436C |
| 2000 dCi, M9R, 110 KW | 02/11 → | | | | MS-6436 MS-6436C |
| 2000 dCi, M9R, 127 KW | 02/11 → | | MD-8600 | | MS-6436 MS-6436C |
| 2000 dCi, M9R, 130 KW | 02/11 → | | | | MS-6436 MS-6436C |
| 3000 dCi, V9X, 177 KW | 02/11 → | | MD-8600 | | MS-6436 MS-6436C |

Lodgy (12-)

| | | | | | |
|---------------------|---------|---------|--|--|--|
| 1500 dCi 110, 79 KW | 03/12 → | SP-1321 | | | |
| 1600 MPI 85, 61 KW | 03/12 → | SP-1039 | | | |

Master I (80-98)

| | | | | | |
|---------------------------|---------------|---------|---------|----------------------------|--|
| 1400, 35 KW | 09/80 → 06/84 | SP-898 | MD-076 | FF-009 | |
| | 07/84 → 07/98 | SP-1039 | MD-076 | FF-009 | |
| 1700, 48 KW | 09/80 → 06/84 | SP-898 | MD-076 | FF-009 | |
| | 07/84 → 07/98 | SP-898 | MD-076 | FF-009 | |
| 2000, 829.730, 731, 59 KW | 09/80 → 09/82 | | | | |
| | 10/82 → 06/84 | SP-836 | MD-5038 | FF-010 | |
| | 07/84 → 09/86 | SP-943 | MD-5038 | FF-010 | |
| 2000, J5R718, 728, 59 KW | 10/86 → 07/98 | SP-943 | MD-5038 | FF-010 | |
| 2100D, J85330, 44 KW | 09/80 → 07/98 | SP-952 | MD-9076 | MD-195 MD-093 SP-966 | |

Comments: MD-195: CAV/Delphi injection system, MD-093: CAV/Delphi injection system partly/or, SP-966: BOSCH injection system.

| | | | | | |
|------------------------------|---------------|--------|---------|----------------------------|--|
| 2200, 829731, 67 KW | 10/80 → 06/84 | SP-836 | MD-5038 | SP-2003 | |
| | 07/84 → 09/86 | SP-943 | MD-5038 | SP-2003 | |
| 2200, J5R718, 67 KW | 10/86 → 07/98 | SP-943 | MD-5038 | FF-010 | |
| 2200i, J7T782 Kat., 67 KW | 09/80 → 06/84 | SP-836 | MD-5038 | SP-2003 | |
| | 07/84 → 07/98 | SP-943 | MD-5038 | SP-2003 | |
| 2500 D, S8U, 60 KW | 06/97 → 07/98 | SP-990 | MD-9514 | MD-397 | |
| 2500 D, S8U742, 55 KW | 08/89 → 07/98 | SP-990 | MD-5038 | MD-195 | |
| 2500 D, Sofim-8140.61, 52 KW | 09/80 → 03/86 | SP-906 | MD-5038 | MD-101 MD-093 MD-195 | |

Comments: MD-093: Partly/or, MD-195: Partly/or.

| | | | | | |
|--|---------------|---------|---------|----------------------------|--|
| | 04/86 → 11/90 | SP-1237 | MD-5038 | MD-101 MD-093 MD-195 | |
|--|---------------|---------|---------|----------------------------|--|

Comments: MD-093: Partly/or, MD-195: Partly/or.

| | | | | | |
|------------------------|---------------|--------|---------|----------------------------|--|
| 2500 TD, S9U714, 69 KW | 08/89 → 07/98 | SP-990 | MD-5038 | MD-101 MD-093 MD-195 | |
|------------------------|---------------|--------|---------|----------------------------|--|

Comments: MD-093: Partly/or, MD-195: Partly/or.

| | | | | | |
|-------------------------------|---------------|--------|---------|----------------------------|--|
| 2500 TD, Sofim-8140.27, 72 KW | 09/80 → 07/98 | SP-990 | MD-5038 | MD-101 MD-093 MD-195 | |
|-------------------------------|---------------|--------|---------|----------------------------|--|

Comments: MD-093: Partly/or, MD-195: Partly/or.

| | | | | | |
|-----------------------|---------------|--------|---------|--------|--|
| 2500 TDi, 8140, 85 KW | 06/97 → 07/98 | SP-990 | MD-9514 | MD-397 | |
|-----------------------|---------------|--------|---------|--------|--|

Master II (98-03)

| | | | | | |
|--------------------------|---------------|---------|---------|--------|--|
| 1900 dCi, F9Q-770, 60 KW | 09/01 → 11/03 | SP-1321 | MD-9514 | MD-397 | |
| 1900 DTi, F9Q-780, 59 KW | 03/00 → 11/03 | SP-1039 | MD-9714 | MD-397 | |

RENAULT

Master II (98-03)

| | | | | | | |
|--------------------------|---------------|--------|---------|--------------------------------------|--|--|
| 2200 dCi, G9T-720, 66 KW | 10/00 → 11/03 | MD-477 | MD-9514 | MD-567 MD-531 MD-513 FF-063 | | |
|--------------------------|---------------|--------|---------|--------------------------------------|--|--|

Comments: MD-567: Purflux housing FC579, MD-531: Purflux housing FC578+FC580, MD-513: Delphi housing, FF-063: Partly/or Purflux FC500/FC500E.

| | | | | | | |
|--------------------------|---------------|--------|---------|----------------------------|--|--|
| 2500 D, S8U770, 59 KW | 07/98 → 02/01 | SP-990 | MD-9514 | MD-397 | | |
| 2500 dCi, G9U-720, 84 KW | 09/01 → 11/03 | MD-477 | MD-9514 | MD-567 MD-531 MD-513 | | |

Comments: MD-567: Purflux housing FC579, MD-531: Purflux housing FC578+FC580, MD-513: Delphi housing.

| | | | | | | |
|--------------------------|---------------|--------|---------|--------|--|--|
| 2800 dTi, S9W-700, 85 KW | 07/98 → 11/01 | SP-990 | MD-9514 | MD-397 | | |
|--------------------------|---------------|--------|---------|--------|--|--|

Master III (03-10)

| | | | | | | |
|----------------------------------|---------------|---------|---------|----------------------------|--|--|
| 1900 dCi 80, F9Q774, 60 KW | 10/03 → 06/10 | SP-1321 | MD-9514 | MD-531 | | |
| 2200 dCi 100, G9U 750/754, 73 KW | 10/03 → 07/06 | MD-477 | MD-8162 | MD-567 MD-531 MD-513 | | |

Comments: MD-567: Purflux housing FC579, MD-531: Purflux housing FC578+FC580, MD-513: Delphi housing.

| | | | | | | |
|---------------------------------|---------------|--------|---------|----------------------------|--|--|
| 2200 dCi 90, G9T 720/750, 66 KW | 10/03 → 06/10 | MD-477 | MD-8162 | MD-567 MD-531 MD-513 | | |
|---------------------------------|---------------|--------|---------|----------------------------|--|--|

Comments: MD-567: Purflux housing FC579, MD-531: Purflux housing FC578+FC580, MD-513: Delphi housing.

| | | | | | | |
|------------------------------|---------------|--------|---------|----------------------------|--|--|
| 2500 dCi 100, G9U 650, 74 KW | 07/06 → 06/10 | MD-631 | MD-8162 | MD-567 MD-531 MD-513 | | |
|------------------------------|---------------|--------|---------|----------------------------|--|--|

Comments: MD-567: Purflux housing FC579, MD-531: Purflux housing FC578+FC580, MD-513: Delphi housing.

| | | | | | | |
|------------------------------|---------------|--------|---------|----------------------------|--|--|
| 2500 dCi 120, G9U 650, 88 KW | 07/06 → 06/10 | MD-631 | MD-8162 | MD-567 MD-531 MD-513 | | |
|------------------------------|---------------|--------|---------|----------------------------|--|--|

Comments: MD-567: Purflux housing FC579, MD-531: Purflux housing FC578+FC580, MD-513: Delphi housing.

| | | | | | | |
|------------------------------|---------------|--------|---------|----------------------------|--|--|
| 2500 dCi 120, G9U-750, 84 KW | 10/03 → 07/06 | MD-477 | MD-8162 | MD-567 MD-531 MD-513 | | |
|------------------------------|---------------|--------|---------|----------------------------|--|--|

Comments: MD-567: Purflux housing FC579, MD-531: Purflux housing FC578+FC580, MD-513: Delphi housing.

| | | | | | | |
|-------------------------------|---------------|--------|---------|----------------------------|--|--|
| 2500 dCi 150, G9U 632, 107 KW | 07/06 → 06/10 | MD-631 | MD-8162 | MD-567 MD-531 MD-513 | | |
|-------------------------------|---------------|--------|---------|----------------------------|--|--|

Comments: MD-567: Purflux housing FC579, MD-531: Purflux housing FC578+FC580, MD-513: Delphi housing.

| | | | | | | |
|---------------------------------------|---------------|--------|---------|------------------|--|--|
| 3000 dCi 140, ZD3 200/202/203, 100 KW | 01/04 → 07/06 | MD-399 | MD-8378 | MD-531 MD-513 | | |
|---------------------------------------|---------------|--------|---------|------------------|--|--|

Comments: MD-531: Purflux housing, MD-513: Delphi housing.

| | | | | | | |
|---------------------------|---------------|--------|---------|------------------|--|--|
| 3000 dCi 160, ZD3, 115 KW | 01/04 → 07/06 | MD-399 | MD-8378 | MD-531 MD-513 | | |
|---------------------------|---------------|--------|---------|------------------|--|--|

Comments: MD-531: Purflux housing, MD-513: Delphi housing.

Master IV (10-)

| | | | | | | |
|------------------------------|---------|--------|---------|--------|---------|--|
| 2300 dCi 150, M9T678, 107 KW | 04/10 → | MD-703 | MD-8512 | MD-531 | MS-6395 | |
|------------------------------|---------|--------|---------|--------|---------|--|

Comments: MD-531: Purflux housing FC 578+ FC 580

| | | | | | | |
|--|---------|--------|---------|--------|---------|--|
| | 04/10 → | MD-703 | MD-8512 | MD-567 | MS-6395 | |
|--|---------|--------|---------|--------|---------|--|

Comments: MD-567: Exp. model, Purflux housing FC 579+FC 581

| | | | | | | |
|-----------------------------|---------|--------|---------|--------|---------|--|
| 2300 dCi, 100 M9T670, 74 KW | 04/10 → | MD-703 | MD-8512 | MD-531 | MS-6395 | |
|-----------------------------|---------|--------|---------|--------|---------|--|

Comments: MD-531: Purflux housing FC 578+FC 580

| | | | | | | |
|--|---------|--------|---------|--------|---------|--|
| | 08/10 → | MD-703 | MD-8512 | MD-567 | MS-6395 | |
|--|---------|--------|---------|--------|---------|--|

Comments: MD-567: Exp. model, Purflux housing FC 579+ FC 581

| | | | | | | |
|-----------------------------|---------|--------|---------|--------|---------|--|
| 2300 dCi, 125 M9T690, 92 KW | 04/10 → | MD-703 | MD-8512 | MD-531 | MS-6395 | |
|-----------------------------|---------|--------|---------|--------|---------|--|

Comments: MD-531: Purflux housing FC 578+ FC 580

| | | | | | | |
|--|---------|--------|---------|--------|---------|--|
| | 08/10 → | MD-703 | MD-8512 | MD-567 | MS-6395 | |
|--|---------|--------|---------|--------|---------|--|








Comments: MD-567: Exp. model, Purflux housing FC 579+FC 581

Megane CC (10-)

| | | | | | | |
|-------------------------------------|---------|---------|---------|---------|----------|--|
| 1400 16V (BZ0F), H4J700, 96KW | 06/10 → | SP-1321 | MD-8556 | SP-2061 | MS-6403C | |
| 1500 dCi FAP, (BZ1M), K9K832, 81 KW | 06/10 → | SP-1321 | MD-8556 | | MS-6403C | |
| 1600 16V, K4M858, 81 KW | 06/10 → | SP-1039 | MD-8556 | SP-2061 | MS-6403C | |
| 1600 dCi 130, R9M, 96 KW | 05/11 → | MD-703 | MD-8556 | | MS-6403C | |
| 1900 dCi FAP, (BZ0J), F9Q, 96 KW | 06/10 → | | MD-8556 | | MS-6403C | |

RENAULT

| Megane CC (10-) | | | | | | |
|--|---------------|---------|-------------------|------------------|--------------------|--|
| 2000 16V TCE, F4R 870/F4R 872, 132 KW | 06/10 → | SP-1321 | MD-8506 | SP-2061 | MS-6403C | |
| 2000 16V, M4R711, 103 KW | 06/10 → | SP-1079 | MD-8470 | SP-2061 | MS-6403C | |
| 2000 dCi FAP, (BZ0L), M9R610, 118 KW | 06/10 → | MD-631 | MD-8506 | | MS-6403C | |
| Megane GrandTour (97-) | | | | | | |
| 1400i, K4J, 70KW | 10/97 → | | MD-9492 | SP-2061 | | |
| 1400i, E7J, 55KW | 10/97 → | | | SP-2061 | | |
| 1600i, K4M, 79KW | 10/97 → | | MD-9492 | SP-2061 | | |
| Megane I (96-) | | | | | | |
| 1400 ECO, E7J624, 52 KW | 02/96 → 03/96 | SP-1039 | MD-628 | | MS-6017 | |
| | 04/96 → 12/97 | SP-1039 | MD-628 MD-8076 | SP-2061 | MS-6017 | |
| | 01/98 → 03/98 | SP-1039 | MD-628 MD-8076 | SP-2061 | MS-6017 | |
| | 04/98 → 03/99 | SP-1039 | MD-628 MD-8076 | SP-2061 | MS-6151 MS-6162 | |
| 1400i 16V, K4J750, 70 KW | 03/99 → 08/03 | SP-1039 | MD-9492 | SP-2061 | MS-6151 MS-6162 | |
| 1400i, E7J764, 55 KW | 01/96 → 03/96 | SP-1039 | MD-628 | | MS-6017 | |
| | 04/96 → 12/97 | SP-1039 | MD-628 MD-8076 | SP-2061 | MS-6017 | |
| | 01/98 → 03/98 | SP-1039 | MD-628 MD-8076 | SP-2061 | MS-6017 | |
| | 04/98 → 12/99 | SP-1039 | MD-628 MD-8076 | SP-2061 | MS-6151 MS-6162 | |
| 1600 e, K7M703, 66 KW | 01/96 → 03/96 | SP-1039 | MD-276 MD-5120 | | MS-6017 | |
| Comments: MD-5120: Use for dusty environments. | | | | | | |
| | 04/96 → 03/98 | SP-1039 | MD-276 MD-5120 | SP-2061 | MS-6017 | |
| Comments: MD-5120: Use for dusty environments. | | | | | | |
| | 04/98 → 03/99 | SP-1039 | MD-276 MD-5120 | SP-2061 | MS-6151 MS-6162 | |
| Comments: MD-5120: Use for dusty environments. | | | | | | |
| 1600i 16V, K4M700, 79 KW | 03/99 → 08/03 | SP-1039 | MD-9492 | SP-2061 | MS-6151 MS-6162 | |
| 1600i, K7M720, 55 KW | 01/96 → 03/96 | SP-1039 | MD-276 MD-5120 | | MS-6017 | |
| Comments: MD-5120: Use for dusty environments. | | | | | | |
| | 04/96 → 03/98 | SP-1039 | MD-276 MD-5120 | SP-2061 | MS-6017 | |
| Comments: MD-5120: Use for dusty environments. | | | | | | |
| | 04/98 → 03/99 | SP-1039 | MD-276 MD-5120 | SP-2061 | MS-6151 MS-6162 | |
| Comments: MD-5120: Use for dusty environments. | | | | | | |
| 1800 16V, F4P, 85 KW | 03/01 → | SP-1039 | MD-9492 | SP-2061 | MS-6151 MS-6162 | |
| 1900 D, F8Q620, 47 KW | 01/96 → 03/98 | SP-1039 | MD-5062 | MD-361 | MS-6017 | |
| | 04/98 → | SP-1039 | MD-5062 | MD-361 | MS-6151 MS-6162 | |
| 1900 D, F8Q662, 48 KW | 04/98 → | SP-1039 | MD-9632 | MD-395 MD-377 | MS-6151 MS-6162 | |
| Comments: MD-395: BOSCH injection system, MD-377: CAV/Delphi incetion system. | | | | | | |
| 1900 dCi, F9Q-732/733, 75 KW | 10/00 → 08/03 | SP-1321 | MD-9714 | FF-063 | MS-6151 MS-6162 | |
| 1900 dT, F8Q784, 66 KW | 01/96 → 03/98 | SP-1039 | MD-744 | MD-361 | MS-6017 | |
| | 04/98 → | SP-1039 | MD-744 | MD-361 | MS-6151 MS-6162 | |
| 1900 dTi, F9Q, 59 KW | 10/00 → | SP-1039 | MD-9714 | MD-395 MD-377 | MS-6151 MS-6162 | |
| Comments: MD-395: BOSCH injection system, MD-377: CAV/Delphi injection system. | | | | | | |

|  |  |  OIL |  AIR |  FUEL |  CABIN |  OTHER |
|--|--|--|--|---|--|--|
| RENAULT | | | | | | |
| Megane I (96-) | | | | | | |
| 1900 dTi, F9Q730/731/734/736, 72 KW | 03/97 → 03/98 | SP-1321 | MD-744 | MD-395 MD-377 | MS-6017 | |
| Comments: MD-744: Engine code F9Q730/734, MD-395: BOSCH injection system, MD-377: CAV/Delphi injection system. | | | | | | |
| | 04/98 → 02/99 | SP-1321 | MD-744 | MD-395 MD-377 | MS-6151 MS-6162 | |
| Comments: MD-744: Engine code F9Q730/734, MD-395: BOSCH injection system, MD-377: CAV/Delphi injection system. | | | | | | |
| | 03/99 → 08/03 | SP-1321 | MD-9714 | MD-395 MD-377 | MS-6151 MS-6162 | |
| Comments: MD-9714: Engine code F9Q731/736, MD-395: BOSCH injection system, MD-377: CAV/Delphi injection system. | | | | | | |
| 1900 TDi, 69 KW | 09/96 → 03/98 | SP-1039 | MD-744 | MD-395 | MS-6017 | |
| | 04/98 → | SP-1039 | MD-744 | MD-395 | MS-6151 MS-6162 | |
| 2000 16V, F7R710, 108 KW | 03/96 → 03/98 | SP-1039 | MD-9224 | SP-2061 | MS-6017 | |
| | 03/96 → 03/98 | SP-1039 | MD-9224 | SP-2061 | MS-6151 MS-6162 | |
| 2000i 16V, F5R, 102 KW | 03/99 → 02/02 | SP-1039 | MD-5062 | SP-2061 | MS-6151 MS-6162 | |
| 2000i 16V, F5R, 103 KW | 03/99 → 02/02 | SP-1039 | MD-5062 | SP-2061 | MS-6151 MS-6162 | |
| 2000i, F3R750, 80 KW | 03/99 → 08/03 | SP-1039 | MD-5062 | SP-2061 | MS-6151 MS-6162 | |
| 2000i, F3R750, 84 KW | 01/96 → 03/96 | SP-1039 | MD-5062 | | MS-6017 | |
| | 04/96 → 03/98 | SP-1039 | MD-5062 | SP-2061 | MS-6017 | |
| | 04/98 → 08/03 | SP-1039 | MD-5062 | SP-2061 | MS-6151 MS-6162 | |
| Megane II (02-) | | | | | | |
| 1400 16V, K4J, 60 KW | 10/02 → | SP-1039 | MD-9492 | SP-2061 | MS-6271 | |
| 1400 16V, K4J-730, 72 KW | 10/02 → | SP-1039 | MD-9492 | SP-2061 | MS-6271 | |
| 1500 dCi, K9K, 74 KW | 12/03 → 12/04 | SP-1039 | MD-8264 | FF-065 FF-066 | MS-6271 | |
| Comments: FF-066: With water sensor connection. | | | | | | |
| | 01/05 → 06/05 | SP-1039 | MD-8264 | FF-069 FF-071 FF-070 | MS-6271 | |
| Comments: FF-071: With water sensor connection Export model use for OEM no. 7701062104, FF-070: With water sensor connection. | | | | | | |
| 1500 dCi, K9K-722, 60 KW | 10/02 → 12/04 | SP-1039 | MD-8264 | FF-065 FF-066 | MS-6271 | |
| Comments: FF-066: With water sensor connection. | | | | | | |
| | 01/05 → 06/05 | SP-1039 | MD-8264 | FF-069 FF-071 FF-070 | MS-6271 | |
| Comments: FF-071: Without water sensor connection Export model use for OEM no. 7701062104, FF-070: With water sensor connection. | | | | | | |
| 1500 dCi, K9K-724, 63 KW | 06/05 → 09/07 | SP-1039 | MD-8264 | SP-1327 SP-1332 | MS-6271 | |
| Comments: SP-1327: Without water sensor connection, SP-1332: With water sensor connection. | | | | | | |
| | 10/07 → | SP-1321 | MD-8264 | SP-1327 SP-1332 | MS-6271 | |
| Comments: SP-1327: Without water sensor connection, SP-1332: With water sensor connection. | | | | | | |
| 1500 dCi, K9K-732, 78 KW | 06/05 → 09/07 | SP-1039 | MD-8264 | SP-1327 SP-1332 | MS-6271 | |
| Comments: SP-1327: Without water sensor connection, SP-1332: With water sensor connection. | | | | | | |
| | 10/07 → | SP-1321 | MD-8264 | SP-1327 SP-1332 | MS-6271 | |
| Comments: SP-1327: Without water sensor connection, SP-1332: With water sensor connection. | | | | | | |
| 1600 16V, K4M760/761, K4M812/813, 83 KW | 10/02 → | SP-1039 | MD-8264 | SP-2061 | MS-6271 | |
| 1600 16V, K4M762, 77 KW | 05/05 → | SP-1039 | MD-9492 | SP-2061 | MS-6271 | |
| 1900 dCi FAP, F9Q, 81 KW | 01/06 → | SP-1039 | MD-8090 | MD-397 | MS-6271 | |
| 1900 dCi FAP, F9Q, 96 KW | 06/05 → | SP-1039 | MD-8090 | MD-397 | MS-6271 | |
| 1900 dCi, F9Q, 68 KW | 03/04 → 06/05 | SP-1039 | MD-8090 | MD-397 | MS-6271 | |
| 2000 16V Turbo RS, F4R, 165 KW | 09/03 → | SP-1039 | MD-8090 | SP-2061 | MS-6271 | |
| 2000 16V Turbo, F4R, 120 KW | 09/04 → | SP-1039 | MD-8090 | SP-2061 | MS-6271 | |
| 2000 16V, F4R-770M, 99 KW | 10/02 → | SP-1039 | MD-8090 | SP-2061 | MS-6271 | |

RENAULT

Megane II (02-)

| | | | | | | |
|---------------------------|---------|--------|---------|--------------------|---------|--|
| 2000 dCi 16V, M9R, 127 KW | 01/06 → | MD-631 | MD-8090 | SP-1332 SP-1327 | MS-6271 | |
|---------------------------|---------|--------|---------|--------------------|---------|--|

Comments: SP-1332: With water sensor connection Left Hand Drive, SP-1327: Without water sensor connection Left Hand Drive.

| | | | | | | |
|----------------------------------|---------|--------|---------|--------------------|---------|--|
| 2000 dCi 16V, M9R700/740, 110 KW | 01/06 → | MD-631 | MD-8090 | SP-1332 SP-1327 | MS-6271 | |
|----------------------------------|---------|--------|---------|--------------------|---------|--|

Comments: SP-1332: With water sensor connection Left Hand Drive, SP-1327: Without water sensor connection Left Hand Drive.

Megane III (08-)

| | | | | | | |
|--|---------|---------|---------|---------|----------|--|
| 1200 TCE 110, H5F400, 85 KW | 03/12 → | | MD-8556 | SP-2061 | MS-6403C | |
| 1400 16V, H4J700, 96 KW | 04/09 → | SP-1321 | MD-8556 | SP-2061 | MS-6403C | |
| 1500 dCi FAP, K9KF830, 63 KW | 11/08 → | SP-1321 | MD-8556 | SP-1355 | MS-6403C | |
| 1500 dCi FAP, K9KG832/K9KJ836/K9KN837, 81 KW | 01/09 → | SP-1321 | MD-8556 | SP-1355 | MS-6403C | |
| 1500 dCi FAP, K9KH834, 66 KW | 11/08 → | SP-1321 | MD-8556 | SP-1355 | MS-6403C | |
| 1600 16V, K4M848, 74 KW | 11/08 → | SP-1039 | MD-8556 | SP-2061 | MS-6403C | |
| 1600 16V, K4M858, 81 KW | 11/08 → | SP-1039 | MD-8556 | SP-2061 | MS-6403C | |
| 1600 dCi 130, R9M, 96 KW | 05/11 → | MD-703 | MD-8556 | | MS-6403C | |
| 1900 dCi FAP, F9Q, 96 KW | 11/08 → | | MD-8556 | SP-1355 | MS-6403C | |
| 2000 16V RS, F4R874, 184 KW | 12/09 → | SP-1321 | | SP-2061 | MS-6403C | |
| 2000 16V TCE RS, 195 KW | 08/11 → | SP-1321 | | SP-2061 | MS-6403C | |
| 2000 16V TCE, F4R870/F4R872, 132 KW | 01/09 → | SP-1321 | MD-8506 | SP-2061 | MS-6403C | |
| 2000 16V, M4R711, 103 KW | 04/09 → | | MD-8470 | SP-2061 | MS-6403C | |
| 2000 dCi FAP, 120 KW | 07/12 → | MD-631 | MD-8506 | SP-1355 | MS-6403C | |
| 2000 dCi FAP, M9R610, 118 KW | 04/09 → | MD-631 | MD-8506 | SP-1355 | MS-6403C | |
| 2000 dCi FAP, M9R615, 110 KW | 04/09 → | MD-631 | MD-8506 | SP-1355 | MS-6403C | |

Megane Scenic (97-99)

| | | | | | | |
|----------------------|---------------|---------|--------|---------|--------------------|--|
| 1400i, E7J764, 55 KW | 01/97 → 12/97 | SP-1039 | MD-628 | SP-2061 | MS-6031 MS-6343 | |
|----------------------|---------------|---------|--------|---------|--------------------|--|

Comments: MS-6031: Left Hand Drive with air-condition system, MS-6343: Right Hand Drive with air-condition system.

| | | | | | | |
|--|---------------|---------|--------|---------|--------------------|--|
| | 01/98 → 09/99 | SP-1039 | MD-628 | SP-2061 | MS-6158 MS-6343 | |
|--|---------------|---------|--------|---------|--------------------|--|

Comments: MS-6158: Left Hand Drive with air-condition system, MS-6343: Right Hand Drive with air-condition system.

| | | | | | | |
|-------------------------|---------------|---------|-------------------|---------|--------------------|--|
| 1600, K7M702/703, 66 KW | 01/97 → 12/97 | SP-1039 | MD-276 MD-5120 | SP-2061 | MS-6031 MS-6343 | |
|-------------------------|---------------|---------|-------------------|---------|--------------------|--|

Comments: MD-5120: Use in dusty environments, MS-6031: Left Hand Drive with air-condition system, MS-6343: Right Hand Drive with air-condition system.

| | | | | | | |
|--|---------------|---------|-------------------|---------|--------------------|--|
| | 01/97 → 12/97 | SP-1039 | MD-276 MD-5120 | SP-2061 | MS-6158 MS-6343 | |
|--|---------------|---------|-------------------|---------|--------------------|--|

Comments: MD-5120: Use in dusty environments, MS-6158: Left Hand Drive with air-condition system, MS-6343: Right Hand Drive with air-condition system.

| | | | | | | |
|---------------------|---------------|---------|-------------------|---------|--------------------|--|
| 1600, K7M720, 55 KW | 01/97 → 12/97 | SP-1039 | MD-276 MD-5120 | SP-2061 | MS-6031 MS-6343 | |
|---------------------|---------------|---------|-------------------|---------|--------------------|--|

Comments: MD-5120: Use in dusty environments, MS-6031: Left Hand Drive with air-condition system, MS-6343: Right Hand Drive with air-condition system.

| | | | | | | |
|--|---------------|---------|-------------------|---------|--------------------|--|
| | 01/98 → 09/99 | SP-1039 | MD-276 MD-5120 | SP-2061 | MS-6158 MS-6343 | |
|--|---------------|---------|-------------------|---------|--------------------|--|

Comments: MD-5120: Use in dusty environments, MS-6158: Left Hand Drive with air-condition system, MS-6343: Right Hand Drive with air-condition system.

| | | | | | | |
|--------------------------|---------------|---------|---------|------------------|--------------------|--|
| 1900D, F8Q780/790, 47 KW | 03/97 → 12/97 | SP-1039 | MD-5062 | MD-395 MD-377 | MS-6031 MS-6343 | |
|--------------------------|---------------|---------|---------|------------------|--------------------|--|

Comments: MD-395: Partly/or Purflux injection system, MD-377: CAV/Delphi injection system, MS-6031: Left Hand Drive with air-condition system, MS-6343: Right Hand Drive with air-condition system.

| | | | | | | |
|--|---------------|---------|---------|------------------|--------------------|--|
| | 01/98 → 02/99 | SP-1039 | MD-5062 | MD-395 MD-377 | MS-6158 MS-6343 | |
|--|---------------|---------|---------|------------------|--------------------|--|

Comments: MD-395: Partly/or Purflux injection system, MD-377: CAV/Delphi injection system, MS-6158: Left Hand Drive with air-condition system, MS-6343: Right Hand Drive with air-condition system.

| | | | | | | |
|--|---------------|---------|---------|------------------|--------------------|--|
| | 01/98 → 02/99 | SP-1039 | MD-9632 | MD-395 MD-377 | MS-6158 MS-6343 | |
|--|---------------|---------|---------|------------------|--------------------|--|

Comments: MD-395: Partly/or Purflux injection system, MD-377: CAV/Delphi injection system, MS-6158: Left Hand Drive with air-condition system, MS-6343: Right Hand Drive with air-condition system.

| | | | | | | |
|--------------------|---------------|---------|--------|--------|--------------------|--|
| 1900dT, F8Q, 74 KW | 04/97 → 12/97 | SP-1039 | MD-744 | MD-361 | MS-6031 MS-6343 | |
|--------------------|---------------|---------|--------|--------|--------------------|--|

Comments: MS-6031: Left Hand Drive with air-condition system, MS-6343: Right Hand Drive with air-condition system.

| | | | | | | |
|--|---------------|---------|--------|--------|--------------------|--|
| | 01/98 → 09/99 | SP-1039 | MD-744 | MD-361 | MS-6158 MS-6343 | |
|--|---------------|---------|--------|--------|--------------------|--|

Comments: MS-6158: Left Hand Drive with air-condition system, MS-6343: Right Hand Drive with air-condition system.

RENAULT

Megane Scenic (97-99)

| | | | | | |
|---|---------------|---------|---------|------------------|--------------------|
| 1900dT, F8Q784/786, 66 KW | 01/97 → 12/97 | SP-1039 | MD-744 | MD-361 | MS-6031 MS-6343 |
| Comments: MS-6031: Left Hand Drive with air-condition system, MS-6343: Right Hand Drive with air-condition system. | | | | | |
| | 01/98 → 09/99 | SP-1039 | MD-744 | MD-361 | MS-6158 MS-6343 |
| Comments: MS-6158: Left Hand Drive with air-condition system, MS-6343: Right Hand Drive with air-condition system. | | | | | |
| 1900dTi, F9Q730/734, 72 KW | 04/97 → 12/97 | SP-1039 | MD-744 | MD-377 MD-395 | MS-6031 MS-6343 |
| Comments: MD-377: CAV/Delphi injection system, MD-395: BOSCH injection system, MS-6031: Left Hand Drive with air-condition system, MS-6343: Right Hand Drive with air-condition system. | | | | | |
| | 01/98 → 02/99 | SP-1039 | MD-9714 | MD-377 MD-395 | MS-6158 MS-6343 |
| Comments: MD-377: CAV/Delphi injection system, MD-395: BOSCH injection system, MS-6158: Left Hand Drive with air-condition system, MS-6343: Right Hand Drive with air-condition system. | | | | | |
| 2000, F3R750/751, 84 KW | 01/97 → 12/97 | SP-1039 | MD-5062 | SP-2061 | MS-6031 MS-6343 |
| Comments: MS-6031: Left Hand Drive with air-condition system, MS-6343: Right Hand Drive with air-condition system. | | | | | |
| | 01/98 → 09/99 | SP-1039 | MD-5062 | SP-2061 | MS-6158 MS-6343 |
| Comments: MS-6158: Left Hand Drive with air-condition system, MS-6343: Right Hand Drive with air-condition system. | | | | | |
| 2000, F3R796, 80 KW | 09/98 → 09/99 | SP-1039 | MD-5062 | SP-2061 | MS-6031 MS-6343 |
| Comments: MS-6031: Left Hand Drive with air-condition system, MS-6343: Right Hand Drive with air-condition system. | | | | | |

Modus / Grand Modus (04-)








| | | | | | |
|--------------------------------|---------|---------|---------|--|---------|
| 1200 16V Turbo TCE, D4F, 74 KW | 09/06 → | SP-1306 | MD-8334 | | MS-6283 |
| 1200 16V, D7F, 55 KW | 07/04 → | SP-1306 | MD-8222 | | MS-6283 |
| 1200, D4F784, 76 KW | 04/11 → | SP-1306 | MD-8334 | | MS-6283 |
| 1200, D7F, 48 KW | 05/05 → | SP-1306 | MD-8222 | | MS-6283 |
| 1400 16V, K4J, 72 KW | 07/04 → | SP-1039 | MD-8334 | | MS-6283 |
| 1500 dCi 90, K9K770, 63 KW | 10/10 → | SP-1039 | MD-8334 | | MS-6283 |
| 1500 dCi, K9K, 50 KW | 07/04 → | SP-1039 | MD-8334 | | MS-6283 |
| 1500 dCi, K9K, 63 KW | 07/04 → | SP-1039 | MD-8334 | | MS-6283 |
| 1500 dCi, K9K, 76 KW | 04/05 → | SP-1039 | MD-8334 | | MS-6283 |
| 1500 dCi, K9K, 78 KW | 04/05 → | SP-1039 | MD-8334 | | MS-6283 |
| 1500 dCi, K9K770, 55 KW | 10/10 → | SP-1039 | MD-8334 | | MS-6283 |
| 1600 16V, K4M, 65 KW | 07/04 → | SP-1039 | MD-8334 | | MS-6283 |
| 1600 16V, K4M, 82 KW | 07/04 → | SP-1039 | MD-8334 | | MS-6283 |







R 4 (62-93)

| | | | | | |
|-------------------------|---------------|--------|--------|--------|--|
| 0850/1000 | 07/71 → 06/84 | SP-898 | MD-186 | FF-009 | |
| 0850/1000, 19-25 KW | 07/71 → 06/84 | SP-898 | MD-084 | FF-009 | |
| | 07/71 → 06/84 | SP-898 | MD-182 | FF-009 | |
| | 07/71 → 06/84 | SP-898 | MD-332 | FF-009 | |
| | 07/71 → 06/84 | SP-898 | MD-348 | FF-009 | |
| | 07/84 → 06/93 | SP-955 | MD-014 | FF-009 | |
| | 07/84 → 06/93 | SP-955 | MD-332 | FF-009 | |
| 1100 GTL, C1E719, 25 KW | 01/78 → 06/84 | SP-813 | MD-132 | FF-009 | |
| | 07/84 → 12/93 | SP-955 | MD-014 | FF-009 | |
| | 07/84 → 12/93 | SP-955 | MD-132 | FF-009 | |

R 5 (72-)

| | | | | | |
|------------------|---------------|--------|--------|---------|--|
| 0800 26KW | 01/72 → 06/79 | SP-898 | MD-184 | FF-009 | |
| 0800/0900/1000 | 01/72 → 06/79 | SP-898 | MD-184 | FF-009 | |
| 0900 25KW | 01/72 → 06/79 | SP-898 | MD-184 | FF-009 | |
| 1000 32KW | 01/72 → 06/79 | SP-898 | MD-184 | FF-009 | |
| 1100 33KW | 07/79 → 06/84 | SP-898 | MD-348 | FF-009 | |
| | 07/84 → 12/84 | SP-955 | MD-348 | FF-009 | |
| 1300 31KW | 02/76 → 06/79 | SP-898 | MD-184 | FF-009 | |
| 1300 46/47KW | 04/73 → 06/84 | SP-898 | MD-076 | FF-009 | |
| 1400 43-47KW | 07/79 → 06/84 | SP-898 | MD-076 | FF-009 | |
| 1400 43/46KW | 07/84 → 12/84 | SP-955 | MD-076 | FF-009 | |
| 1709 64/66KW GTX | 06/86 → | SP-946 | MD-628 | FF-009 | |
| 1709i 55/69KW | 06/86 → | SP-946 | MD-628 | SP-2003 | |

|  |  |  OIL |  AIR |  FUEL |  CABIN |  OTHER |
|---|--|--|--|---|--|--|
| RENAULT | | | | | | |
| R 5 (72-) | | | | | | |
| 1709i 55/69KW GTX | 06/86 → | SP-946 | MD-5064 | SP-2003 | | |
| 1721 54KW GTX | 06/86 → | SP-946 | MD-628 | FF-009 | | |
| 1721i 69KW GTE | 01/88 → | SP-946 | MD-5064 | SP-2003 | | |
| R 5 ALPINE (76-84) | | | | | | |
| 1400 68KW | 03/76 → 06/84 | SP-898 | MD-076 | | | |
| 1400 79/81KW Turbo | 09/81 → 03/84 | | MD-076 | SP-2002 | | |
| R 5 SUPER 5 (85-96) | | | | | | |
| 0950 30KW | 01/85 → 07/86 | SP-955 | MD-056 | FF-009 | | |
| | 08/85 → 06/96 | SP-955 | MD-5036 | FF-009 | | |
| 1000 30KW | 01/85 → 07/86 | SP-955 | MD-056 | FF-009 | | |
| | 08/85 → 06/96 | SP-955 | MD-5036 | FF-009 | | |
| 1100 33KW | 01/85 → 07/86 | SP-955 | MD-056 | FF-009 | | |
| | 08/85 → 06/96 | SP-955 | MD-5036 | FF-009 | | |
| 1400 43KW | 01/85 → 07/86 | SP-955 | MD-056 | FF-009 | | |
| | 01/86 → 06/96 | SP-955 | MD-5036 | FF-009 | | |
| 1400 44/52KW | 01/85 → 06/96 | SP-955 | MD-056 | FF-009 | | |
| 1400 50KW | 01/85 → 06/96 | SP-955 | MD-076 | FF-009 | | |
| 1400 GT Turbo 85/88KW | 04/85 → 12/89 | SP-955 | MD-5056 | SP-2002 | | |
| 1400i | 05/92 → | SP-955 | MD-5064 | SP-2003 | | |
| 1600D BOSCH | 09/85 → 06/96 | SP-952 | MD-9406 | MD-101 | | |
| | 09/85 → 06/96 | SP-952 | MD-9406 | SP-966 | | |
| 1600D CAV | 09/85 → 06/96 | SP-952 | MD-9406 | MD-093 | | |
| R 5 Turbo/Turbo2 (77-86) | | | | | | |
| 1400 118KW | 10/77 → 06/84 | SP-806 | MD-076 | SP-2002 | | |
| | 07/84 → 06/86 | SP-955 | MD-076 | SP-2002 | | |
| R 6 (69-87) | | | | | | |
| 1100, 35 KW | 10/69 → 01/87 | SP-898 | | | | |
| 1300 | 08/79 → 04/87 | SP-898 | | | | |
| 900, 25 KW | 07/71 → 04/80 | SP-898 | MD-348 | FF-009 | | |
| R 8 (62-72) | | | | | | |
| 100/1100, 29-33 KW | 01/62 → 10/72 | SP-806 | | | | |
| R 9 (81-89) | | | | | | |
| 1100, 35 KW | 09/81 → 06/84 | SP-806 | MD-056 | FF-009 | | |
| | 07/84 → 07/86 | SP-955 | MD-056 | FF-009 | | |
| | 08/85 → 12/89 | SP-955 | MD-014 | FF-009 | | |
| | 08/85 → 12/89 | SP-955 | MD-5036 | FF-009 | | |
| 1230 | 01/87 → 12/89 | SP-955 | MD-056 | FF-009 | | |
| 1400, 49 KW | 07/84 → 12/89 | SP-955 | MD-056 | FF-009 | | |
| 1400, 53 KW | 09/81 → 06/84 | SP-806 | MD-056 | FF-009 | | |
| 1400T | 01/87 → 12/89 | SP-955 | MD-076 | SP-2003 | | |
| 1600D BOSCH | 12/81 → 12/89 | SP-952 | MD-9406 | SP-966 | | |
| 1600D CAV | 12/81 → 12/89 | SP-952 | MD-9406 | MD-093 | | |
| 1600D CAV some/teilweise | 12/81 → 12/89 | SP-952 | MD-9406 | MD-195 | | |
| 1700 69KW (GTE - Kat.) | 01/89 → 12/89 | SP-946 | MD-5064 | SP-2003 | | |
| 1700i 55/69KW Inj.Kat. | 04/84 → 12/89 | SP-948 | MD-5042 | SP-2003 | | |
| 1700i 60KW (GTX/TXE) | 03/83 → 12/89 | SP-948 | MD-628 | SP-2003 | | |
| R 10 (69-72) | | | | | | |
| 1300, 35 kw | 07/69 → 10/72 | SP-806 | | | | |
| R 11 (83-89) | | | | | | |
| 1100 | 02/82 → 06/84 | SP-806 | MD-056 | FF-009 | | |
| | 07/84 → 12/85 | SP-955 | MD-056 | FF-009 | | |
| | 01/87 → 07/89 | SP-955 | MD-014 | FF-009 | | |
| | 01/87 → 07/89 | SP-955 | MD-5036 | FF-009 | | |
| 1400 | 02/82 → 06/84 | SP-806 | MD-056 | FF-009 | | |
| | 07/84 → 07/89 | SP-955 | MD-056 | FF-009 | | |
| 1400T | 03/83 → 06/84 | SP-806 | MD-076 | SP-2003 | | |
| | 07/84 → 07/89 | SP-955 | MD-076 | SP-2003 | | |
| 1600D BOSCH | 02/82 → 07/89 | SP-952 | MD-9406 | SP-966 | | |
| 1600D CAV | 02/82 → 07/89 | SP-952 | MD-9406 | MD-093 | | |

|  |  |  OIL |  AIR |  FUEL |  CABIN |  OTHER |
|---|--|--|--|---|--|--|
| RENAULT | | | | | | |
| R11 (83-89) | | | | | | |
| 1600D CAV some/teilweise | 02/82 → 07/89 | SP-952 | MD-9406 | MD-195 | | |
| 1700 60KE (GTX/TXE) | 09/82 → 07/89 | SP-948 | MD-628 | SP-2003 | | |
| 1700i 55KW | 04/84 → 07/89 | SP-948 | MD-5042 | SP-2003 | | |
| 1700i 69KW | 04/84 → 07/89 | SP-946 | MD-5064 | SP-2003 | | |
| R12 (69-80) | | | | | | |
| 1300, 810-06, 44 KW | 06/69 → 12/80 | SP-806 | MD-076 | FF-009 | | |
| R12 Gordini (70-74) | | | | | | |
| 1600, 82120, 83 KW | 08/70 → 12/74 | SP-898 | | | | |
| R14 (76-83) | | | | | | |
| 1200, 129, 43 KW | 01/76 → 12/83 | SP-888 | | FF-009 | | |
| 1400, X5J, 52 KW | 01/76 → 12/83 | SP-888 | | FF-009 | | |
| R15 TL (72-80) | | | | | | |
| 1300, 44 KW | 01/72 → 12/79 | SP-806 | MD-076 | FF-009 | | |
| R15 TS (72-80) | | | | | | |
| 1600, 66 KW | 01/72 → 12/79 | SP-813 | MD-076 | FF-009 | | |
| R16 (65-80) | | | | | | |
| 1600 L/TL, 821, 40-44 KW | 10/68 → 12/80 | SP-806 | MD-226 | | | |
| 1600 TA/TS/TX, 843, 52-66 KW | 10/68 → 12/80 | SP-898 | MD-076 | | | |
| R17 (72-80) | | | | | | |
| 1600 Gordini, 79 KW | 01/72 → 12/79 | SP-806 | MD-076 | | | |
| 1600 TL, 66 KW | 01/72 → 12/79 | SP-898 | MD-076 | | | |
| R18 (78-86) | | | | | | |
| 1400, 47 KW | 03/78 → 06/84 | SP-806 | MD-390 | FF-009 | | |
| | 07/84 → 07/86 | SP-955 | MD-390 | FF-009 | | |
| 1600i Turbo 92KW | 09/80 → 06/84 | SP-806 | MD-276 | SP-2003 | | |
| | 07/84 → 07/86 | SP-955 | MD-276 | SP-2003 | | |
| 1700, 80 KW | 04/78 → 06/84 | SP-806 | MD-076 | FF-009 | | |
| | 07/84 → 07/86 | SP-955 | MD-076 | FF-009 | | |
| 2000 GTX, 77 KW | 01/83 → 06/84 | SP-888 | MD-276 | | | |
| | 07/84 → 07/86 | SP-948 | MD-276 | | | |
| 2100D BOSCH, 49 KW | 07/80 → 07/86 | SP-952 | MD-9406 | SP-966 | | |
| 2100D CAV, 49 KW | 07/80 → 07/86 | SP-952 | MD-9406 | MD-093 | | |
| | 07/80 → 07/86 | SP-952 | MD-9406 | MD-195 | | |
| 2100TD BOSCH, 65 KW | 10/82 → 07/86 | SP-952 | MD-5038 | SP-966 | | |
| 2100TD CAV, 65 KW | 10/82 → 07/86 | SP-952 | MD-5038 | MD-093 | | |
| | 10/82 → 07/86 | SP-952 | MD-5038 | MD-195 | | |
| 2200i, 76 KW | 07/84 → 12/85 | | | SP-2003 | | |
| R19 (88-95) | | | | | | |
| 1171, 40 KW | 05/92 → 12/95 | SP-955 | MD-056 | FF-009 | | TR-053 |
| 1171i, 43 kw | 10/88 → 12/95 | SP-955 | MD-056 | SP-2003 | | TR-053 |
| 1237, 40 KW | 10/88 → 12/95 | SP-955 | MD-056 | FF-009 | | TR-053 |
| 1400, 42-50KW | 10/88 → 12/95 | SP-955 | MD-056 | FF-009 | | TR-053 |
| 1400, 58 KW | 10/88 → 12/95 | SP-955 | MD-276 | FF-009 | | TR-053 |
| 1400i, 55 KW | 10/88 → 12/95 | SP-955 | MD-5064 | SP-2003 | | TR-053 |
| 1800 55KW | 10/88 → 12/95 | SP-948 | MD-628 | FF-009 | | TR-053 |
| 1800 67KW | 10/88 → 12/95 | SP-946 | MD-628 | FF-009 | | TR-053 |
| 1800i 16V, 101 kw | 05/92 → 12/95 | SP-955 | MD-5062 | SP-2003 | | TR-053 |
| 1800i 54KW | 10/89 → 04/92 | SP-948 | MD-5042 | SP-2003 | | TR-053 |
| 1800i 65-80KW | 05/92 → 12/95 | SP-946 | | SP-2003 | | TR-053 |
| 1800i 66/69KW | 08/88 → 04/92 | SP-946 | MD-5064 | SP-2003 | | TR-053 |
| 1900D BOSCH, 47 KW | 10/90 → 12/95 | SP-952 | MD-5062 | SP-966 | | TR-053 |
| 1900D CAV, 47 KW | 10/90 → 12/95 | SP-952 | MD-5062 | MD-093 | | TR-053 |
| 1900TD, 66 KW | 10/88 → 12/95 | SP-952 | MD-744 | MD-093 | | TR-053 |
| R20 (75-83) | | | | | | |
| 1700, 74 KW | 10/75 → 12/83 | SP-813 | MD-276 | FF-009 | | |
| 2000, 80 KW | 07/77 → 12/83 | SP-888 | MD-276 | FF-009 | | |
| 2100D BOSCH, 47 KW | 09/79 → 12/83 | SP-952 | MD-9406 | SP-966 | | |

|  |  |  OIL |  AIR |  FUEL |  CABIN |  OTHER |
|---|--|--|--|---|--|--|
| RENAULT | | | | | | |
| R20 (75-83) | | | | | | |
| 2100D CAV, 47 KW | 09/79 → 12/83 | SP-952 | MD-9406 | MD-093 | | |
| | 09/79 → 12/83 | SP-952 | MD-9406 | MD-195 | | |
| 2100TD BOSCH, 66 KW | 09/81 → 12/93 | SP-952 | MD-5038 | SP-966 | | |
| 2100TD CAV, 63 KW | 09/81 → 12/83 | SP-952 | MD-5038 | MD-093 | | |
| | 09/81 → 12/93 | SP-952 | MD-5038 | MD-195 | | |
| 2200, 85 KW | 07/80 → 12/83 | SP-888 | MD-276 | | | |
| R21 (86-95) | | | | | | |
| 1700 54-65KW | 03/85 → 12/88 | SP-948 | MD-628 | FF-009 | | |
| | 01/89 → 09/95 | SP-948 | MD-5062 | FF-009 | | |
| 1700i 55KW | 03/85 → 12/89 | SP-948 | MD-5042 | SP-2003 | | |
| 1700i 69KW | 03/85 → 12/89 | SP-948 | MD-5064 | SP-2003 | | |
| 1900D Eng:F8Q710 74KW | 09/89 → 12/94 | SP-952 | MD-5062 | MD-093 | | |
| 2000i | 03/85 → 10/93 | SP-948 | MD-276 | SP-2003 | | |
| 2000T | 07/86 → 12/95 | SP-948 | MD-5064 | SP-2003 | | |
| 2100D BOSCH | 03/85 → 09/95 | SP-952 | MD-9406 | SP-966 | | |
| 2100D CAV | 03/85 → 12/88 | SP-952 | MD-9406 | MD-195 | | |
| 2100TD BOSCH | 03/85 → 01/92 | SP-952 | MD-5038 | SP-966 | | |
| 2100TD CAV | 03/85 → 09/95 | SP-952 | MD-5038 | MD-195 | | |
| 2200i | 03/85 → 08/89 | SP-948 | MD-276 | SP-2003 | | |
| | 09/89 → 05/95 | SP-948 | | | | |
| R25 (84-93) | | | | | | |
| 2000 | 03/83 → 06/84 | SP-888 | MD-276 | | | |
| | 07/84 → 05/90 | SP-948 | MD-276 | | | |
| 2000i | 07/84 → 12/93 | SP-948 | MD-276 | SP-2003 | | |
| 2100D BOSCH | 03/83 → 10/89 | SP-952 | MD-9406 | SP-966 | | |
| 2100D CAV | 03/83 → 12/93 | SP-952 | MD-9406 | MD-093 | | |
| 2100D CAV some/teilweise | 03/83 → 12/93 | SP-952 | MD-9406 | MD-195 | | |
| 2100TD BOSCH | 03/83 → 06/90 | SP-952 | MD-5038 | SP-966 | | |
| | 07/90 → 12/93 | SP-985 | MD-5038 | SP-966 | | |
| 2100TD CAV | 03/83 → 06/90 | SP-952 | MD-5038 | MD-093 | | |
| | 07/90 → 12/93 | SP-985 | MD-5038 | MD-093 | | |
| 2100TD CAV some/teilweise | 03/83 → 06/90 | SP-952 | MD-5038 | MD-195 | | |
| | 07/90 → 12/93 | SP-985 | MD-5038 | MD-195 | | |
| 2200i | 03/83 → 06/84 | SP-888 | MD-276 | SP-2003 | | |
| | 07/84 → 12/89 | SP-948 | MD-276 | SP-2003 | | |
| 2500i V6 Turbo | 05/84 → 12/90 | SP-948 | MD-5064 | SP-2003 | | |
| 2600i V6 Automatik | 07/84 → 06/89 | SP-948 | MD-9124 | SP-2003 | | |
| 2700i | 10/84 → 12/93 | SP-888 | MD-9124 | SP-2003 | | |
| | 07/84 → 06/89 | SP-948 | MD-9124 | SP-2003 | | |
| | 07/84 → 12/93 | SP-948 | MD-5064 | SP-2003 | | |
| 2800i V6 Kat. | 03/85 → 01/93 | SP-948 | MD-5064 | SP-2003 | | |
| 2900i V6 Kat. | 03/85 → 12/93 | SP-948 | MD-5064 | SP-2003 | | |
| R30 (75-86) | | | | | | |
| 2100TD BOSCH | 01/75 → 03/86 | SP-952 | MD-5038 | SP-966 | | |
| 2100TD CAV | 01/75 → 12/85 | SP-952 | MD-5038 | MD-093 | | |
| 2100TD CAV some/teilweise | 01/75 → 07/76 | SP-952 | MD-5038 | MD-195 | | |
| 2600 V6 (TS) | 01/75 → 01/84 | SP-888 | | | | |
| 2600i V6 (TX) | 01/78 → 01/84 | SP-888 | | SP-2002 | | |
| Rapid (85-) | | | | | | |
| 0950 | 03/85 → 05/92 | SP-955 | | | | |
| 1100 | 03/85 → 09/90 | SP-955 | MD-5036 | FF-009 | | |
| | 10/90 → 05/92 | SP-955 | MD-056 | FF-009 | | |
| 1100 some/teilweise | 01/86 → 09/90 | | MD-014 | | | |
| 1200 | 09/90 → 05/92 | SP-955 | MD-056 | FF-009 | | |
| 1200i | 09/90 → | SP-955 | MD-9280 | SP-2003 | | |
| 1400 43/44KW | 03/85 → 09/90 | SP-955 | MD-056 | FF-009 | | |
| | 10/90 → 05/92 | SP-955 | MD-628 | FF-009 | | |

RENAULT

Rapid (85-)

| | | | | | | |
|-------------|---------------|---------|---------|---------|--|--|
| 1400i | 03/85 → 08/90 | SP-955 | MD-056 | SP-2003 | | |
| | 09/90 → 02/97 | SP-946 | MD-628 | SP-2003 | | |
| | 03/97 → 05/92 | SP-1039 | MD-628 | SP-2003 | | |
| 1400i Klima | 09/90 → 05/92 | SP-955 | MD-628 | SP-2003 | | |
| 1600D BOSCH | 03/85 → 12/88 | SP-952 | MD-9406 | SP-966 | | |
| | 12/88 → 05/92 | SP-946 | MD-9406 | SP-966 | | |
| 1600D CAV | 03/85 → 12/88 | SP-952 | MD-9406 | MD-093 | | |
| | 12/88 → 05/92 | SP-946 | MD-9406 | MD-093 | | |
| 1900D BOSCH | 09/90 → 05/92 | SP-985 | MD-668 | MD-101 | | |
| 1900D CAV | 09/90 → 05/92 | SP-985 | MD-668 | MD-093 | | |

Safrane (92-00)

| | | | | | | |
|--------------------------------|---------------|---------|---------|---------|---------|--|
| 2000i 77KW | 05/92 → 12/00 | SP-948 | MD-9406 | SP-2003 | MS-6111 | |
| 2000i 16V 100KW | 07/96 → 12/00 | SP-948 | MD-9358 | SP-2097 | MS-6111 | |
| 2100TD 65/66KW | 08/93 → 09/94 | SP-1039 | MD-9406 | MD-111 | MS-6111 | |
| | 10/94 → 12/00 | SP-952 | MD-9406 | MD-361 | MS-6111 | |
| 2200 Si RN, Eng: J7T761, 101KW | 12/92 → 12/00 | | MD-9406 | SP-2003 | MS-6111 | |
| 2200i RN, Eng: J7T763, 79KW | 08/94 → 12/00 | SP-948 | MD-9406 | SP-2003 | MS-6111 | |
| 2200TD, Eng: G8T740, 83KW | 07/96 → 01/99 | | MD-9536 | | MS-6111 | |
| | 01/99 → 12/00 | | MD-9536 | MD-397 | MS-6111 | |
| 2500i 20V 121KW | 07/96 → 12/00 | SP-948 | | SP-2097 | MS-6111 | |
| 2500TD 83KW | 09/92 → 09/94 | SP-990 | | MD-111 | MS-6111 | |
| 2500TD 83KW | 10/94 → 09/96 | SP-990 | | MD-361 | MS-6111 | |
| 2900i V6 140KW | 03/99 → 12/00 | | | SP-2097 | MS-6111 | |
| 3000i V6 123KW | 05/92 → 12/00 | SP-948 | MD-9278 | SP-2003 | MS-6111 | |
| 3000i V6 Turbo 193KW | 05/92 → 12/00 | SP-948 | MD-9278 | SP-2003 | MS-6111 | |

Sandero (08-)

| | | | | | | |
|---|---------|---------|---------|---------|---------|--|
| 1200 16V, D4F, 55 KW | 01/09 → | SP-1306 | MD-8222 | SP-2061 | MS-6283 | |
| 1400 MPI, K7J, 55 KW | 05/08 → | SP-1039 | MD-8076 | SP-2061 | MS-6283 | |
| 1500 dCi, K9K, 50 KW | 01/09 → | SP-1039 | MD-9778 | SP-1326 | MS-6283 | |
| Comments: SP-1326: With water sensor connection | | | | | | |
| | 01/09 → | SP-1039 | MD-9778 | SP-1328 | MS-6283 | |
| Comments: SP-1328: Filtration system MAHLE | | | | | | |
| 1500 dCi, K9K, 63 KW | 01/09 → | SP-1321 | MD-9778 | SP-1326 | MS-6283 | |
| Comments: SP-1326: With water sensor connection | | | | | | |
| | 01/09 → | SP-1321 | MD-9778 | SP-1328 | MS-6283 | |
| Comments: SP-1328: Filtration system MAHLE | | | | | | |
| 1500 dCi, K9K892, 55 KW | 10/10 → | SP-1321 | MD-9778 | | MS-6283 | |
| 1500 dCi, K9K892, 65 KW | 10/10 → | SP-1321 | MD-9778 | | MS-6283 | |
| 1600 MPI, K7M, 64 KW | 05/08 → | SP-1039 | MD-8076 | SP-2061 | MS-6283 | |
| 1600 MPI, K7M800/718, 62 KW | 10/10 → | SP-1039 | MD-8076 | SP-2061 | MS-6283 | |

Sandero II (13-)

| | | | | | | |
|--------------------------|---------|---------|---------|--|--|--|
| 1200 16V LPG, D4F, 53 KW | 01/13 → | SP-1306 | MD-8222 | | | |
| 1200 16V, D4F, 55 KW | 01/13 → | SP-1306 | MD-8222 | | | |
| 1500 dCi 90, K9K, 66 KW | 01/13 → | | | | | |
| 1600, K7M, 61 KW | 01/13 → | SP-1039 | | | | |
| 900 TCe, H4B, 66 KW | 01/13 → | | | | | |

Scenic I (99-03)

| | | | | | | |
|--|---------------|---------|---------|---------|---------|---------|
| 1400i 16V, K4J-714/750, 70 KW | 09/99 → 06/03 | SP-1039 | MD-9492 | SP-2061 | MS-6191 | MS-6343 |
| Comments: MS-6191: Left Hand Drive with air condition system, MS-6343: Right Hand Drive with air condition system. | | | | | | |
| 1600i 16V, K4M-700/1/4/8, 79 KW | 09/99 → 06/03 | SP-1039 | MD-9492 | SP-2061 | MS-6191 | MS-6343 |
| Comments: MS-6191: Left Hand Drive with air condition system, MS-6343: Right Hand Drive with air condition system. | | | | | | |
| 1800i 16V, K4M-720/722, 85 KW | 05/01 → 06/03 | SP-1039 | MD-9492 | SP-2061 | MS-6191 | MS-6343 |
| Comments: MS-6191: Left Hand Drive with air condition system, MS-6343: Right Hand Drive with air condition system. | | | | | | |
| 1900 dCi, F9Q-732/733/740, 75 KW | 10/00 → 06/03 | SP-1321 | | FF-063 | MS-6191 | MS-6343 |
| Comments: MS-6191: Left Hand Drive with air condition system, MS-6343: Right Hand Drive with air condition system. | | | | | | |

RENAULT

Scenic I (99-03)

| | | | | | | |
|---|---------------|---------|---------|------------------|--------------------|--|
| 1900 dTi, F9Q-731/736, 72 KW | 09/99 → 07/01 | SP-1321 | MD-9714 | MD-395 MD-377 | MS-6191 MS-6343 | |
| Comments: MD-395: BOSCH injection system, MD-377: CAV/Delphi injection system, MS-6191: Left Hand Drive with air condition system, MS-6343: Right Hand Drive with air condition system. | | | | | | |
| 1900 dTi, F9Q-744, 59 KW | 04/01 → 06/03 | SP-1321 | MD-9714 | MD-395 MD-377 | MS-6191 MS-6343 | |
| Comments: MD-395: BOSCH injection system, MD-377: CAV/Delphi injection system, MS-6191: Left Hand Drive with air condition system, MS-6343: Right Hand Drive with air condition system. | | | | | | |
| 1900D, F8Q-790, 48 KW | 09/98 → 06/03 | SP-1039 | MD-9632 | MD-069 | MS-6191 MS-6343 | |
| Comments: MS-6191: Left Hand Drive with air condition system, MS-6343: Right Hand Drive with air condition system. | | | | | | |
| 2000i 16V, F4R-740/741/744, 102 KW | 09/99 → 06/03 | SP-1039 | MD-9492 | SP-2061 | MS-6191 MS-6343 | |
| Comments: MS-6191: Left Hand Drive with air condition system, MS-6343: Right Hand Drive with air condition system. | | | | | | |
| 2000i F3R-750, 80 KW | 03/99 → 06/03 | SP-1039 | MD-5062 | SP-2061 | MS-6191 MS-6343 | |
| Comments: MS-6191: Left Hand Drive with air condition system, MS-6343: Right Hand Drive with air condition system. | | | | | | |

Scenic II (03-)

| | | | | | | |
|--|---------------|---------|---------|----------------------------|---------------------|--|
| 1400 16V, K4J-730, 72 KW | 04/03 → | SP-1039 | MD-9492 | SP-2061 | MS-6285 MS-6285C | |
| 1500 dCi, K9K, 63 KW | 06/05 → 09/07 | SP-1039 | MD-8264 | SP-1332 SP-1327 | MS-6285 MS-6285C | |
| Comments: SP-1332: With water sensor connection, SP-1327: Without water sensor connection. | | | | | | |
| | 10/07 → | SP-1321 | MD-8264 | SP-1332 SP-1327 | MS-6285 MS-6285C | |
| Comments: SP-1332: With water sensor connection, SP-1327: Without water sensor connection. | | | | | | |
| 1500 dCi, K9K, 74 KW | 04/03 → 12/04 | SP-1039 | MD-8264 | FF-065 FF-066 | MS-6285 MS-6285C | |
| Comments: FF-066: With water sensor connection. | | | | | | |
| | 01/05 → 06/05 | SP-1039 | MD-8264 | FF-069 FF-070 FF-071 | MS-6285 MS-6285C | |
| Comments: FF-070: With water sensor connection, FF-071: With water sensor connection Export model use for OEM no 7701062104. | | | | | | |
| 1500 dCi, K9K, 78 KW | 06/05 → 09/07 | SP-1039 | MD-8264 | SP-1332 SP-1327 | MS-6285 MS-6285C | |
| Comments: SP-1332: With water sensor connection, SP-1327: Without water sensor connection. | | | | | | |
| 1500 dCi, K9K-722, 60 KW | 04/03 → 12/04 | SP-1039 | MD-8264 | FF-065 FF-066 | MS-6285 MS-6285C | |
| Comments: FF-066: With water sensor connection. | | | | | | |
| | 01/05 → 06/05 | SP-1039 | MD-8264 | FF-069 FF-070 FF-071 | MS-6285 MS-6285C | |
| Comments: FF-070: With water sensor connection, FF-071: With water sensor connection Export model use for OEM no 7701062104. | | | | | | |
| 1600 16V, K4M-760/2, 83 KW | 04/03 → | SP-1039 | MD-8264 | SP-2061 | MS-6285 MS-6285C | |
| 1900 dCi FAP, F9Q, 81 KW | 06/05 → | SP-1321 | MD-8090 | MD-397 | MS-6285 MS-6285C | |
| 1900 dCi FAP, F9Q, 96 KW | 06/05 → | SP-1321 | MD-8090 | MD-397 | MS-6285 MS-6285C | |
| 1900 dCi, F9Q803/F9Q812, 85 KW | 06/06 → | SP-1321 | MD-8090 | MD-397 | MS-6285 MS-6285C | |
| 1900 dCi, F9Q812, 88 KW | 04/03 → 06/05 | SP-1321 | MD-8090 | MD-397 | MS-6285 MS-6285C | |
| 2000 16V Turbo, F4R, 120 KW | 03/04 → | SP-1039 | MD-8090 | SP-2061 | MS-6285 MS-6285C | |
| 2000 16V, F4R-770/1, 99 KW | 04/03 → | SP-1039 | MD-8264 | SP-2061 | MS-6285 MS-6285C | |
| 2000 dCi, M9R 700/740, 110 KW | 09/05 → | MD-631 | MD-8090 | SP-1332 SP-1327 | MS-6285 MS-6285C | |
| Comments: SP-1332: With water sensor connection Left Hand Drive, SP-1327: Without water sensor connection Right Hand Drive. | | | | | | |

Scenic III (09-)

| | | | | | | |
|----------------------|---------|---------|---------|---------|----------|--|
| 1200 TCe, 85 KW | 04/12 → | | MD-8556 | SP-2061 | MS-6428C | |
| 1400 16V, HAJ, 96 KW | 06/09 → | SP-1039 | MD-8556 | | MS-6428C | |

RENAULT

Scenic III (09-)

| | | | | | | |
|------------------------------|---------|---------|---------|---------|----------|--|
| 1500 dCi FAP, K9K, 78 KW | 06/09 → | SP-1321 | MD-8556 | SP-1355 | MS-6428C | |
| 1500 dCi FAP, K9K, 81 KW | 06/09 → | SP-1321 | MD-8556 | SP-1355 | MS-6428C | |
| 1500 dCi FAP, K9K-830, 63 KW | 04/09 → | SP-1321 | MD-8556 | SP-1355 | MS-6428C | |
| 1600 16V, K4M, 81 KW | 06/09 → | SP-1039 | MD-8556 | | MS-6428C | |
| 1600 dCi 130, R9M, 96 KW | 05/11 → | MD-703 | MD-8556 | | MS-6428C | |
| 1900 dCi FAP, F9Q, 96 KW | 06/09 → | | MD-8556 | SP-1355 | MS-6428C | |
| 2000 16v, M5R, 103 KW | 06/09 → | SP-1079 | MD-8470 | | MS-6428C | |
| 2000 dCi FAP, M9R610, 118 KW | 06/09 → | MD-631 | MD-8506 | SP-1355 | MS-6428C | |
| 2000 dCi FAP, M9R615, 110 KW | 06/09 → | MD-631 | MD-8506 | SP-1355 | MS-6428C | |

Scenic RX-4 (00-03)

| | | | | | | |
|--------------------------|---------------|---------|---------|--------|--------------------|--|
| 1900 dCi, F9Q-740, 75 KW | 11/00 → 08/03 | SP-1321 | MD-9714 | FF-063 | MS-6191 MS-6343 | |
|--------------------------|---------------|---------|---------|--------|--------------------|--|

Comments: MS-6191: Left Hand Drive with air condition system, MS-6343: Right Hand Drive with air condition system.

| | | | | | | |
|-----------------------|---------------|---------|---------|---------|--------------------|--|
| 2000, F4R-744, 103 KW | 06/00 → 08/03 | SP-1039 | MD-9492 | SP-2061 | MS-6191 MS-6343 | |
|-----------------------|---------------|---------|---------|---------|--------------------|--|

Comments: MS-6191: Left Hand Drive with air condition system, MS-6343: Right Hand Drive with air condition system.

Sport Spider (95-99)

| | | | | | | |
|-------------------|---------------|---------|--|---------|--|--|
| 2000i 16V, 110 KW | 03/95 → 10/99 | SP-1039 | | SP-2003 | | |
|-------------------|---------------|---------|--|---------|--|--|

Symbol (08-)

| | | | | | | |
|-----------------------------|---------|---------|---------|---------|---------|--|
| 1200 16V, D4F712/728, 55 KW | 09/08 → | SP-1306 | MD-8222 | SP-2061 | MS-6151 | |
| 1400 16V, K4J712/713, 72 KW | 09/08 → | SP-1039 | MD-9492 | SP-2061 | MS-6151 | |
| 1400, K7J700, 55 KW | 09/08 → | SP-1039 | MD-8076 | SP-2061 | MS-6151 | |
| 1500 dCi, K9K700, 47 KW | 09/08 → | SP-1039 | MD-9778 | FF-068 | MS-6151 | |

Comments: FF-068: Without water sensor connection

| | | | | | | |
|-------------------------|---------|---------|---------|--------|---------|--|
| 1500 dCi, K9K718, 62 KW | 09/08 → | SP-1039 | MD-9778 | FF-068 | MS-6151 | |
|-------------------------|---------|---------|---------|--------|---------|--|

Comments: FF-068: Without water sensor connection

| | | | | | | |
|-------------------------|---------|---------|---------|--------|---------|--|
| 1500 dCi, K9K740, 48 KW | 09/08 → | SP-1039 | MD-9778 | FF-068 | MS-6151 | |
|-------------------------|---------|---------|---------|--------|---------|--|

Comments: FF-068: Without water sensor connection

| | | | | | | |
|-------------------------|---------|---------|---------|---------|---------|--|
| 1600 16V, K4M743, 75 KW | 09/08 → | SP-1039 | MD-9492 | SP-2061 | MS-6151 | |
|-------------------------|---------|---------|---------|---------|---------|--|

Thalia (98-08)

| | | | | | | |
|------------------------------|---------------|--------|--------------------|---------|---------|--|
| 1200 16V, KD4F712/722, 55 KW | 01/03 → 03/03 | MD-389 | MD-9776 MD-8222 | SP-2061 | MS-6151 | |
|------------------------------|---------------|--------|--------------------|---------|---------|--|

Comments: MD-389: Up to engine no. 30219, MD-9776: Engine code D4F712, MD-8222: Engine code D4F722.

| | | | | | | |
|--|---------------|---------|--------------------|---------|---------|--|
| | 04/03 → 08/08 | SP-1306 | MD-9776 MD-8222 | SP-2061 | MS-6151 | |
|--|---------------|---------|--------------------|---------|---------|--|

Comments: SP-1306: From engine no. 30220, MD-9776: Engine code D4F712, MD-8222: Engine code D4F722.

| | | | | | | |
|-----------------------------|---------------|---------|---------|---------|---------|--|
| 1400 16V, K4J712/713, 73 KW | 01/00 → 08/08 | SP-1039 | MD-9492 | SP-2061 | MS-6151 | |
|-----------------------------|---------------|---------|---------|---------|---------|--|

| | | | | | | |
|----------------------|---------------|---------|--------------------|---------|---------|--|
| 1400e, E7J780, 55 KW | 09/98 → 08/08 | SP-1039 | MD-8076 MD-9250 | SP-2061 | MS-6151 | |
|----------------------|---------------|---------|--------------------|---------|---------|--|

Comments: MD-9250: Partly/or.

| | | | | | | |
|-------------------------|---------------|---------|---------|------------------|---------|--|
| 1500 dCi, K9K700, 48 KW | 03/02 → 12/04 | SP-1039 | MD-9778 | FF-060 FF-057 | MS-6151 | |
|-------------------------|---------------|---------|---------|------------------|---------|--|

Comments: FF-057: Wiath water sensor connection use for OEM no. 7701 061 576.

| | | | | | | |
|--|---------------|---------|---------|------------------|---------|--|
| | 01/05 → 08/08 | SP-1039 | MD-9778 | FF-068 FF-061 | MS-6151 | |
|--|---------------|---------|---------|------------------|---------|--|

Comments: FF-061: With water sensor connection use for OEM no. 7701 063 611.

| | | | | | | |
|-------------------------|---------------|---------|--------------------|---------|---------|--|
| 1600 16V, K4M748, 79 KW | 03/02 → 08/08 | SP-1039 | MD-9492 MD-8222 | SP-2061 | MS-6151 | |
|-------------------------|---------------|---------|--------------------|---------|---------|--|

Comments: MD-8222: Partly/or.

Thalia II (08-)

| | | | | | | |
|-----------------------------|---------|---------|---------|---------|---------|--|
| 1200 16V, D4F712/728, 55 KW | 09/08 → | SP-1306 | MD-8222 | SP-2061 | MS-6151 | |
| 1400 16V, K4J712/713, 72 KW | 09/08 → | SP-1039 | MD-9492 | SP-2061 | MS-6151 | |
| 1400, K7J700, 55 KW | 09/08 → | SP-1039 | MD-8076 | SP-2061 | MS-6151 | |
| 1500 dCi, K9K700, 47 KW | 09/08 → | SP-1039 | MD-9778 | FF-068 | MS-6151 | |

Comments: FF-068: Without water sensor connection

| | | | | | | |
|-------------------------|---------|---------|---------|--------|---------|--|
| 1500 dCi, K9K718, 62 KW | 09/08 → | SP-1039 | MD-9778 | FF-068 | MS-6151 | |
|-------------------------|---------|---------|---------|--------|---------|--|

Comments: FF-068: Without water sensor connection

| | | | | | | |
|-------------------------|---------|---------|---------|--------|---------|--|
| 1500 dCi, K9K740, 48 KW | 09/08 → | SP-1039 | MD-9778 | FF-068 | MS-6151 | |
|-------------------------|---------|---------|---------|--------|---------|--|

Comments: FF-068: Without water sensor connection

| | | | | | | |
|-------------------------|---------|---------|---------|---------|---------|--|
| 1600 16V, K4M743, 75 KW | 09/08 → | SP-1039 | MD-9492 | SP-2061 | MS-6151 | |
|-------------------------|---------|---------|---------|---------|---------|--|

Traffic I (80-01)

RENAULT

Traffic I (80-01)

| | | | | | | |
|---|---------------|---------|---------|---------|---------|--|
| 1400, 847700,701, 36 KW | 09/80 → 06/84 | SP-806 | MD-076 | FF-009 | | |
| | 07/84 → 02/89 | SP-1039 | MD-076 | FF-009 | | |
| 1400, C1J700, 36 KW | 09/80 → 06/84 | SP-806 | MD-076 | FF-009 | | |
| | 07/84 → 09/91 | SP-1039 | MD-076 | FF-009 | | |
| 1600 4x4, A1M707, 48 KW | 03/80 → 08/86 | SP-1039 | MD-076 | FF-007 | | |
| 1600, 841705, 36 KW | 09/80 → 06/84 | SP-806 | MD-076 | FF-009 | | |
| | 07/84 → 02/89 | SP-1039 | MD-076 | FF-009 | | |
| 1600, A1M707/708, 36 KW | 09/80 → 06/84 | SP-806 | MD-076 | FF-009 | | |
| | 07/84 → 02/89 | SP-1039 | MD-076 | FF-009 | | |
| 1700, F1N720, 50 KW | 10/84 → 02/89 | SP-943 | MD-076 | FF-010 | | |
| 1700, F1N724, 50 KW | 03/89 → 09/94 | SP-1039 | MD-076 | FF-010 | | |
| 1900 D, F8Q-606, 44 KW | 09/96 → 07/98 | SP-1039 | MD-5038 | MD-395 | | |
| | 08/98 → 03/01 | SP-1039 | MD-5038 | MD-397 | | |
| 1900 dCi, F9Q-780, 59 KW | 03/00 → 03/01 | SP-1039 | MD-9714 | MD-513 | | |
| 2000, 829, 58 KW | 09/80 → 06/84 | SP-836 | MD-5038 | FF-009 | | |
| | | | MD-276 | | | |
| 2000, 829720,829721, 63 KW | 03/80 → 06/84 | SP-806 | MD-5038 | FF-009 | | |
| | | | MD-276 | | | |
| | 07/84 → 12/86 | SP-943 | MD-5038 | FF-009 | | |
| | | | MD-276 | | | |
| 2000, J5R716/726, 59 KW | 09/80 → 06/84 | SP-806 | MD-5038 | FF-009 | | |
| | | | MD-276 | | | |
| | 07/84 → 09/90 | SP-943 | MD-5038 | FF-009 | | |
| | | | MD-276 | | | |
| 2100 D, 852 720/750, 43 KW | 09/80 → 07/94 | SP-952 | MD-9076 | SP-966 | | |
| | | | MD-5064 | MD-093 | | |
| | | | | MD-195 | | |
| Comments: SP-966: BOSCH injection system, MD-093: CAV/Delphi injection system, MD-195: CAV/Delphi injection system. | | | | | | |
| 2100 D, J8S758, 47 KW | 06/94 → 12/97 | SP-952 | MD-9076 | SP-966 | | |
| | | | MD-5064 | MD-093 | | |
| | | | | MD-195 | | |
| Comments: SP-966: BOSCH injection system, MD-093: CAV/Delphi injection system, MD-195: CAV/Delphi injection system. | | | | | | |
| 2200, J7T780, 70 KW | 03/89 → 07/94 | SP-943 | MD-5064 | SP-2003 | | |
| 2200i, J7T600/780, 74 KW | 03/89 → 12/97 | SP-943 | MD-5064 | SP-2003 | | |
| 2500 D 4x4, S8U750/752/758, 55 KW | 08/89 → 03/01 | SP-990 | MD-5038 | MD-093 | | |
| | | | | MD-195 | | |
| | | | | SP-966 | | |
| Comments: MD-093: CAV/Delphi injection system, MD-195: CAV/Delphi injection system, SP-966: BOSCH injection system. | | | | | | |
| 2500 D, S8U720/722, 51 KW | 03/80 → 04/89 | SP-906 | MD-5038 | MD-195 | | |
| 2500 D, S8U720/752, 55 KW | 09/80 → 03/86 | SP-906 | MD-5038 | SP-966 | | |
| | | | | MD-093 | | |
| | | | | MD-195 | | |
| Comments: SP-966: BOSCH injection system, MD-093: CAV/Delphi injection system, MD-195: CAV/Delphi injection system. | | | | | | |
| | 04/86 → 02/89 | SP-990 | MD-5038 | SP-966 | | |
| | | | | MD-093 | | |
| | | | | MD-195 | | |
| Comments: SP-966: BOSCH injection system, MD-093: CAV/Delphi injection system, MD-195: CAV/Delphi injection system. | | | | | | |
| 2500 D, Sofim-8140.67, 55 KW | 03/89 → 03/01 | SP-990 | MD-5038 | MD-101 | | |
| | | | | MD-093 | | |
| | | | | MD-195 | | |
| Comments: MD-101: BOSCH injection system, MD-093: CAV/Delphi injection system, MD-195: CAV/Delphi injection system. | | | | | | |
| Traffic II (01-) | | | | | | |
| 1900 dCi 100, F9Q-760, 74 KW | 02/01 → 08/06 | SP-1321 | MD-9714 | MD-567 | MS-6332 | |
| | | | | MD-531 | | |
| | | | | MD-513 | | |
| Comments: MD-567: Purflux housing FC 578+FC 581, MD-531: Purflux housing FC 580, MD-513: Delphi housing. | | | | | | |
| 1900 dCi 80, F9Q-762, 60 KW | 02/01 → 08/06 | SP-1321 | MD-9714 | MD-567 | MS-6332 | |
| | | | | MD-531 | | |
| | | | | MD-513 | | |
| Comments: MD-567: Purflux housing FC 578+FC 581, MD-531: Purflux housing FC 580, MD-513: Delphi housing. | | | | | | |
| 2000 16V, F4R720/722, 88 KW | 02/01 → | SP-1039 | MD-9492 | SP-2061 | MS-6332 | |

RENAULT

Traffic II (01-)

| | | | | | | |
|--|---------------|--------|---------|----------------------------|---------|--|
| 2000 dCi 115, M9R-630, M9R-780, 84 KW | 09/06 → 05/10 | MD-631 | MD-8160 | MD-567 MD-531 | MS-6332 | |
| Comments: MD-631: Engine code M9R-782 (Euro 4), MD-567: Purflux housing FC 579+FC 581, MD-531: Purflux housing FC 580. | | | | | | |
| | 06/10 → | | MD-8160 | MD-567 MD-531 | MS-6332 | |
| Comments: MD-567: Purflux housing FC 579+FC 581, MD-531: Purflux housing FC 580. | | | | | | |
| 2000 dCi 90, M9R-630, M9R-782, 66 KW | 09/06 → 05/10 | MD-631 | MD-8160 | MD-567 MD-531 | MS-6332 | |
| Comments: MD-631: Engine code M9R-782 (Euro 4), MD-567: Purflux housing FC 579+FC 581, MD-531: Purflux housing FC 580. | | | | | | |
| | 06/10 → | | MD-8160 | MD-567 MD-531 | MS-6332 | |
| Comments: MD-567: Purflux housing FC 579+FC 581, MD-531: Purflux housing FC 580. | | | | | | |
| 2500 dCi 140, G9U730, 99 KW | 09/02 → 08/06 | MD-477 | MD-8160 | MD-567 MD-531 MD-513 | MS-6332 | |
| Comments: MD-567: Purflux housing FC 579+FC 581, MD-531: Purflux housing FC 580, MD-513: Delphi housing. | | | | | | |
| 2500 dCi 150, G9U-630/632, 107 KW | 09/06 → | MD-631 | MD-8160 | MD-567 MD-531 MD-513 | MS-6332 | |
| Comments: MD-567: Purflux housing FC 579+FC 581, MD-531: Purflux housing FC 580, MD-513: Delphi housing. | | | | | | |

Twingo I (93-07)

| | | | | | | |
|--|---------------|---------|-------------------------------|---------|---------|--------|
| 1100i, D7F 701/ 706, 43 KW | 05/96 → 05/00 | SP-1075 | MD-5116 | SP-2061 | MS-6189 | TR-053 |
| Comments: MS-6189: Partly/or, only together with adapter frame 7701 401 323, TR-053: Hydraulic transmission MB1/MB3. | | | | | | |
| | 06/00 → 03/03 | MD-389 | MD-5116 | SP-2061 | MS-6189 | TR-053 |
| Comments: MS-6189: Partly/or, only together with adapter frame 7701 401 323, TR-053: Hydraulic transmission MB1/MB3. | | | | | | |
| | 04/03 → 06/07 | SP-1306 | MD-5116 | SP-2061 | MS-6189 | TR-053 |
| Comments: MS-6189: Partly/or, only together with adapter frame 7701 401 323, TR-053: Hydraulic transmission MB1/MB3. | | | | | | |
| 1200 16V, D4F702/704, 55 KW | 07/00 → 03/03 | MD-389 | MD-9776 MD-5116 MD-8222 | SP-2061 | MS-6189 | TR-053 |
| Comments: MD-5116: Engine code D4F 702 partly/or, MD-8222: Partly/or, MS-6189: Partly/or, only together with adapter frame 7701 401 323, TR-053: Hydraulic transmission MB1/MB3. | | | | | | |
| | 04/03 → 06/07 | SP-1306 | MD-9776 MD-5116 MD-8222 | SP-2061 | MS-6189 | TR-053 |
| Comments: MD-5116: Engine code D4F 702 partly/or, MD-8222: Partly/or, MS-6189: Partly/or, only together with adapter frame 7701 401 323, TR-053: Hydraulic transmission MB1/MB3. | | | | | | |
| 1200 16V, D4F708, 44 KW | 07/04 → 06/07 | SP-1306 | MD-8222 | SP-2061 | MS-6189 | TR-053 |
| Comments: MS-6189: Partly/or, only together with adapter frame 7701 401 323, TR-053: Hydraulic transmission MB1/MB3. | | | | | | |
| 1200, C3G702, 40 KW | 03/93 → 02/96 | SP-1039 | MD-9280 | | MS-6189 | TR-053 |
| Comments: MS-6189: Partly/or, only together with adapter frame 7701 401 323, TR-053: Hydraulic transmission MB1/MB3. | | | | | | |
| | 03/96 → 12/96 | SP-1039 | MD-9280 | SP-2061 | MS-6189 | TR-053 |
| Comments: MS-6189: Partly/or, only together with adapter frame 7701 401 323, TR-053: Hydraulic transmission MB1/MB3. | | | | | | |
| 1200, D7F701, 40 KW | 09/96 → 05/00 | SP-1075 | MD-5116 | SP-2061 | MS-6189 | TR-053 |
| Comments: MS-6189: Partly/or, only together with adapter frame 7701 401 323, TR-053: Hydraulic transmission MB1/MB3. | | | | | | |
| | 06/00 → 03/03 | MD-389 | MD-5116 | SP-2061 | MS-6189 | TR-053 |
| Comments: MS-6189: Partly/or, only together with adapter frame 7701 401 323, TR-053: Hydraulic transmission MB1/MB3. | | | | | | |
| | 04/03 → 06/07 | SP-1306 | MD-5116 | SP-2061 | MS-6189 | TR-053 |
| Comments: MS-6189: Partly/or, only together with adapter frame 7701 401 323, TR-053: Hydraulic transmission MB1/MB3. | | | | | | |

Twingo II (07-)

| | | | | | | |
|--|---------------|---------|---------|--------------------|---------|--|
| 1200 16V Turbo TCE, D4F780, 74 KW | 06/07 → | SP-1306 | MD-8554 | SP-2061 | MS-6283 | |
| 1200 16V, D4F772, 55 KW | 06/07 → | SP-1306 | MD-8222 | SP-2061 | MS-6283 | |
| 1200, D7F800, 44 KW | 06/07 → | SP-1306 | MD-5116 | SP-2061 | MS-6283 | |
| 1500 dCi 75, K9K820, 55 KW | 10/10 → | SP-1321 | | | MS-6283 | |
| 1500 dCi 90, K9K820, 63 KW | 10/10 → | SP-1321 | | | MS-6283 | |
| 1500 dCi, 62 KW | 04/08 → 05/09 | SP-1321 | MD-9778 | SP-1362 SP-1363 | MS-6283 | |
| Comments: SP-1363: With water sensor connection. | | | | | | |
| | 06/09 → | SP-1321 | MD-9778 | | MS-6283 | |

RENAULT

Twingo II (07-)

| | | | | | | |
|-------------------------|---------------|---------|---------|--------------------|---------|--|
| 1500 dCi, K9K740, 48 KW | 06/07 → 09/07 | SP-1039 | MD-9778 | SP-1362 SP-1363 | MS-6283 | |
|-------------------------|---------------|---------|---------|--------------------|---------|--|

Comments: SP-1363: With water sensor connection.

| | | | | | | |
|--|---------------|---------|---------|--------------------|---------|--|
| | 10/07 → 05/09 | SP-1321 | MD-9778 | SP-1362 SP-1363 | MS-6283 | |
|--|---------------|---------|---------|--------------------|---------|--|

Comments: SP-1363: With water sensor connection.

| | | | | | | |
|----------------------------|---------|---------|---------|--|---------|--|
| 1600 16V Sport, K4M, 98 KW | 06/09 → | SP-1321 | MD-9778 | | MS-6283 | |
| | 09/08 → | SP-1039 | MD-9778 | | MS-6283 | |

Twizy (12-)

| | | | | | | |
|------------|---------|--|--|--|--|--|
| 450, 4 KW | 04/12 → | | | | | |
| 800, 13 KW | 04/12 → | | | | | |

Vel Satis (01-)

| | | | | | | |
|----------------------------------|---------------|---------|---------|--------|---------------------|--|
| 2000 16V Turbo, F4R, 120 KW | 03/02 → | SP-1039 | MD-8028 | | MS-6203 MS-6203C | |
| 2000 16V Turbo, F4R, 125 KW | 04/05 → | SP-1039 | MD-8028 | | MS-6203 MS-6203C | |
| 2000 dCi 16V, G9T, 110 KW | 03/02 → | MD-477 | MD-8028 | MD-397 | MS-6203 MS-6203C | |
| 2000 dCi, M9R, 127 KW | 05/06 → | MD-631 | MD-8028 | MD-397 | MS-6203 MS-6203C | |
| 2200 dCi 16V FAP, G9T, 102 KW | 09/04 → | MD-477 | MD-8028 | MD-397 | MS-6203 MS-6203C | |
| 2200 dCi 16V FAP, G9T, 85 KW | 04/04 → | MD-477 | MD-8028 | MD-397 | MS-6203 MS-6203C | |
| 2200 dCi, M9R, 110 KW | 05/06 → | MD-631 | MD-8028 | MD-397 | MS-6203 MS-6203C | |
| 3000 dCi V6 24V, P9X, 130 KW | 10/01 → 05/06 | MD-523 | MD-8028 | MD-397 | MS-6203 MS-6203C | |
| 3000 dCi V6 24V, P9X-715, 133 KW | 06/06 → | MD-523 | MD-8028 | MD-397 | MS-6203 MS-6203C | |
| 3500 V6 24V (BJOVOB) V4Y, 177 KW | 10/01 → | SP-1002 | MD-8028 | | MS-6203 MS-6203C | |

Wind (10-)

| | | | | | | |
|------------------|---------|---------|---------|--|---------|--|
| 1200, D4F, 74 KW | 06/10 → | SP-1306 | MD-8554 | | MS-6283 | |
| 1600, K4M, 98 KW | 06/10 → | SP-1039 | MD-8602 | | MS-6283 | |

Winnebago (82-)

| | | | | | | |
|---|---------------|---------|--|---------|--|--|
| 2100 Diesel (T530), J85232, 43 KW | 04/82 → 02/83 | SP-1039 | | MD-195 | | |
| Comments: MD-195: CAV/Delphi injection system | | | | | | |
| | 04/82 → 02/83 | SP-1039 | | SP-966 | | |
| Comments: SP-966: BOSCH injection system | | | | | | |
| 2100 Diesel (T530), J85234, 43 KW | 03/83 → 06/87 | SP-1039 | | SP-966 | | |
| Comments: SP-966: BOSCH injection system | | | | | | |
| | 03/83 → 06/87 | SP-1039 | | MD-195 | | |
| Comments: MD-195: CAV/Delphi injection system | | | | | | |
| 2200 (T538), J7T284, 43 KW | 03/88 → | SP-943 | | SP-2003 | | |

ZOE (12-)

| | | | | | | |
|------------------------------|---------|--|--|--|--|--|
| Electric Vehicle, 5AM, 43 KW | 06/12 → | | | | | |
|------------------------------|---------|--|--|--|--|--|

ROLLS ROYCE

Ghost (09-)

| | | | | | | |
|-----------------|---------|--|--|--|---------------------|--|
| 6600 V12, 420Kw | 11/09 → | | | | MS-6404C MS-6404 | |
|-----------------|---------|--|--|--|---------------------|--|

Phantom (03-)





| | | | | | | |
|--------------------------------|---------------|--|---------|--|--|--|
| 6.75 V12, N73B68A, 338 KW | 01/03 → 08/06 | | MD-8084 | | | |
| Comments: MD-8084: Quantity 2. | | | | | | |
| | 09/06 → | | | | | |








ROVER

100 (90-)

| | | | | | | |
|---------------------|---------|--------|---------|---------|--|--|
| 1100i, 11K2D, 44 KW | 09/90 → | SP-909 | MD-9228 | SP-2083 | | |
|---------------------|---------|--------|---------|---------|--|--|

|  |  |  OIL |  AIR |  FUEL |  CABIN |  OTHER |
|---|--|--|--|---|--|--|
| ROVER | | | | | | |
| 100 (90-) | | | | | | |
| 1400D, TUD3, 38KW | 01/91 → 12/94 | SP-943 | | SP-967 | | |
| 1400i, 14K2D, 55KW | 12/93 → 12/98 | SP-909 | | SP-2167 | | |
| 1400i, 14K4C, 66-76KW | 05/90 → 11/93 | SP-909 | | SP-2083 | | |
| 1400i, 14K4D, 55KW | 09/89 → 11/93 | SP-909 | | SP-2083 | | |
| 1400i, 14K4D66-76KW | 12/93 → 12/98 | SP-909 | MD-9348 | SP-2167 | | |
| 1500D, Peugeot eng. TUD5, 42KW | 01/94 → | SP-943 | MD-9488 | SP-967 | | |
| 200 (85-) | | | | | | |
| 1100i, 44KW | 01/98 → 03/00 | SP-909 | MD-9348 | | MS-6163 | |
| 1300, EV2, 54KW | 01/85 → 09/89 | SP-904 | MD-420 | FF-022 | | |
| 1400 55KW | 01/89 → 08/93 | SP-909 | MD-9228 | SP-2083 | | |
| 1400i 7KW | 01/90 → | SP-909 | | SP-2083 | | |
| 1400i, 14 K4C, 14K4D,66/76KW | 10/89 → 10/94 | SP-909 | MD-9348 | SP-2083 | | |
| 1400i, 14K2D, 55KW | 09/90 → 10/95 | SP-909 | MD-9348 | SP-2167 | MS-6163 | |
| 1400i, 14K4C, 14K4D, 66/76KW | 11/95 → | SP-909 | MD-9348 | SP-2167 | MS-6163 | |
| 1400i, 14K4F, 55KW | 10/92 → 10/94 | SP-909 | MD-9348 | SP-2083 | | |
| 1600 GSi,D16Z2, 85KW | 10/89 → 10/95 | SP-937 | | SP-2108 | | |
| 1600 GTi, D16A8,96KW | 09/90 → | SP-937 | | SP-2108 | | |
| 1600 GTi,16A8,90KW | 09/90 → | SP-937 | | SP-2108 | | |
| 1600 Vitesse, 16H,75KW | 08/85 → 09/89 | SP-1072 | MD-304 | SP-2003 | | |
| 1600i , 61KW | 03/85 → 09/89 | SP-1072 | MD-304 | SP-2003 | | |
| 1600i 16V Cabrio, 16K4F,82KW | 01/96 → 01/99 | SP-909 | | SP-2167 | MS-6163 | |
| 1600i GSi, D16Z2, 82KW | 10/89 → 10/95 | SP-937 | | SP-2108 | | |
| 1600i Si,6K, 82KW | 02/96 → 03/00 | SP-909 | MD-9348 | SP-2167 | MS-6163 | |
| 1800 SLD,GSD, XUD7TE, 65KW | 11/95 → 03/00 | SP-943 | MD-9242 | MD-195 | | |
| 1800D, 52KW | 01/91 → 02/96 | SP-943 | MD-9242 | MD-195 | | |
| 1800i KVi, 18K4K (VVC),107KW | 02/96 → 03/00 | SP-909 | MD-9348 | SP-2167 | MS-6163 | |
| 1800TD, XUD7TE, 65 KW | 01/91 → 02/96 | | | SP-966 | | |
| 2000 SDI, 77KW | 10/94 → 03/00 | SP-954 | MD-9430 | SP-973 | | |
| 2000DSD, 63KW | 02/96 → 03/00 | SP-954 | MD-9430 | SP-973 | MS-6163 | |
| 2000i GTi,T16, 100KW | 01/93 → | SP-909 | MD-9348 | SP-2083 | | |
| 2000i Turbo,20T4G,147KW | 01/93 → | SP-909 | MD-9348 | SP-2083 | | |
| 25 (99-05) | | | | | | |
| 1100 16V, K1.1, 55 KW | 09/99 → | SP-909 | MD-9348 | SP-2167 | MS-6183 | |
| 1100 8V, 44 KW | 11/99 → | SP-909 | MD-9348 | SP-2167 | MS-6183 | |
| 1400i, K1.4, 62KW | 10/99 → | SP-909 | MD-9348 | SP-2167 | MS-6183 | |
| 1400i, K1.4, 76/83KW | 10/99 → | SP-909 | MD-9348 | SP-2167 | MS-6163 | |
| 1600i 16V, K1.6, 80KW | 10/99 → | SP-909 | MD-9348 | SP-2167 | MS-6163 | |
| 1800i 16V, K1.7, 107KW | 02/00 → | SP-909 | MD-9348 | SP-2167 | MS-6163 | |
| 1800i 16V, K1.8, 85KW | 10/99 → | SP-909 | MD-9348 | SP-2167 | MS-6163 | |
| 2000iDT (Turbodiesel), TCie, 74KW | 10/99 → | SP-1083 | MD-9340 | SP-973 | MS-6163 | |
| 2000iDT, 83 KW | 01/02 → | SP-1083 | MD-9340 | SP-973 | MS-6163 | |
| 400 (90-) | | | | | | |
| 1400i, 14K4D, 66KW | 01/90 → 03/95 | SP-909 | MD-9228 | SP-2083 | | |
| | 04/95 → | SP-909 | MD-9430 | SP-2167 | | |
| 1400i, 14K4F, 76KW Automatik | 01/95 → | SP-909 | MD-9430 | SP-2167 | MS-6153 | |
| 1400i, 14K4F, 76KW Schaltung | 01/92 → | SP-909 | MD-9348 | SP-2083 | | |
| 1400i, K16, 70KW | 01/92 → 03/95 | SP-909 | MD-9228 | SP-2083 | | |
| | 04/95 → | SP-909 | MD-9430 | SP-2167 | | |
| 1600i GSi, D16A8, 90 KW | 01/90 → 04/98 | SP-937 | MD-9920 | SP-2084 | MS-6154 | |
| 1600i GSi, D16Z2, 82 KW | 05/95 → 03/00 | SP-909 | MD-9430 | SP-2167 | MS-6154 | |
| 1800D BOSCH, XUD7TE, 49 KW | 01/91 → 05/94 | SP-948 | MD-9242 | SP-966 | | |
| 1800D CAV, XUD7TE, 65 KW | 01/91 → 05/98 | SP-948 | MD-9242 | MD-195 | | |
| 2000D, TDI16, 63/77KW Schaltung | 05/94 → 11/98 | SP-954 | MD-9348 | SP-973 | | |
| 2000D, TDI16, 63/77KW Automatik | 05/94 → 11/98 | SP-954 | MD-9430 | SP-973 | | |
| 2000i Turbo, T16Turbo, 147 KW | 01/92 → 05/95 | SP-909 | MD-9348 | SP-2083 | | |
| 2000i, T16, 100KW Automatik | 05/95 → | SP-909 | MD-9430 | SP-2167 | | |
| 2000i,T16, 100/103KW | 11/90 → 05/94 | SP-909 | MD-9348 | SP-2083 | | |
| 45 (00-) | | | | | | |
| 1400i 16V, K 1.4, 76 KW | 02/00 → | SP-937 | MD-9430 | SP-2167 | MS-6163 | |

|  |  |  OIL |  AIR |  FUEL |  CABIN |  OTHER |
|---|--|--|--|---|--|--|
| ROVER | | | | | | |
| 45 (00-) | | | | | | |
| 1600i 16V, K 1.6 80 KW | 02/00 → | SP-937 | MD-9430 | SP-2167 | MS-6163 | |
| 1800i, K 1.8, 86 KW | 02/00 → | SP-909 | MD-9430 | SP-2167 | MS-6163 | |
| 2000i TD, 74 KW | 02/00 → | SP-1083 | MD-9430 | SP-973 | MS-6163 | |
| 2000i, KV6, 110 KW | 02/00 → | SP-909 | MD-9430 | SP-2167 | MS-6163 | |
| 2000iDT, 83 KW | 01/04 → | SP-1083 | MD-9430 | SP-973 | MS-6163 | |
| 600 (93-99) | | | | | | |
| 1800i, SI 85KW | 03/96 → 02/99 | SP-937 | MD-9198 | SP-2036 | | |
| 2000i Turbo 147KW | 07/94 → 02/99 | SP-909 | MD-9430 | | | |
| 2000i, F20Z1, 96-98KW (HONDA) | 01/92 → 02/99 | SP-937 | MD-9198 | SP-2036 | | |
| 2000i, F20Z2, 85KW | 08/93 → 06/96 | SP-954 | MD-9198 | SP-2036 | | |
| 2000TD, 77KW | 12/93 → 02/99 | SP-954 | MD-9430 | SP-973 | | |
| 2300i, H23A3, 116 KW | 08/93 → 02/99 | SP-937 | MD-9198 | SP-2036 | | |
| 75 (99-) | | | | | | |
| 1800 T, K 1.8, 110 KW | 07/03 → | SP-909 | MD-8044 | | MS-6222 | |
| 1800, K 1.8, 88 KW | 04/99 → | SP-909 | MD-8044 | | MS-6222 | |
| 2000 CDT,M47R, 85 KW | 04/99 → | MD-337B | MD-9504 | | MS-6222 | |
| 2000 CDTi, M47, 96 KW | 02/03 → | MD-337B | MD-9504 | | MS-6222 | |
| 2000 V6, KV6, 110 KW | 04/99 → | | MD-8044 | | MS-6222 | |
| 2500 V6, KV6, 130 KW | 10/01 → | | MD-8044 | | MS-6222 | |
| 2500 V6,KV6, 129 KW | 04/99 → 10/01 | | MD-8044 | | MS-6222 | |
| 4600 V8, 191 KW | 10/04 → 10/01 | SP-1084 | | | MS-6222 | |
| 800 (86-99) | | | | | | |
| 2000i Turbo 16V, T16, 132 KW | 11/90 → 02/99 | SP-909 | MD-9348 | SP-2104 | | |
| 2000i, 20HDM16, 88/98/100KW | 05/90 → 12/91 | SP-909 | MD-9346 | SP-2104 | | |
| 2000i, 20HDM16, 88/98/103KW | 01/86 → 05/90 | SP-909 | MD-304 | SP-2104 | | |
| 2500 D, 425SL1RR, 87 KW | 01/92 → 02/99 | SP-838 | MD-304 | SP-966 | | |
| 2500 Sterling KAT, C25A, 110 KW | 01/87 → 12/91 | | MD-9430 | SP-2035 | | |
| 2500 Sterling, C25A, 127 KW | 01/87 → 12/91 | | MD-9430 | SP-2035 | | |
| 2500i, 129KW | 03/96 → 02/99 | SP-954 | MD-9430 | SP-2035 | | |
| 2700 Sterling KAT, C27A, 124 KW | 02/88 → 12/91 | SP-1005 | | | | |
| 2700 Sterling, C27A, 130 KW | 02/88 → 12/91 | SP-1005 | | SP-2035 | | |
| A35 (56-68) | | | | | | |
| 948/1098, 25-41 KW | 01/56 → 12/68 | MD-007 | MD-010 | | | |
| A40 (47-67) | | | | | | |
| 948, 25 KW | 01/58 → 01/66 | MD-007 | MD-010 | | | |
| A55 (57-61) | | | | | | |
| 1500, 38 KW | 01/57 → 12/58 | MD-005 | MD-006 | | | |
| A60 (61-69) | | | | | | |
| 1500, 22KW | 01/61 → 01/69 | MD-005 | MD-006 | | | |
| 1600-ch.no. 50070, 35 KW | 01/61 → 01/62 | MD-005 | MD-006 | | | |
| 1600-ch.no. 50071, 35 KW | 01/62 → 01/69 | MD-005 | MD-028 | | | |
| Allegro (73-82) | | | | | | |
| 1100, 10H, 33 KW | 10/75 → 10/79 | SP-828 | MD-004 | | | |
| | 10/79 → 12/80 | SP-828 | MD-004 | | | |
| 1300, 12H, 40 KW | 10/79 → 03/81 | SP-828 | MD-384 | | | |
| 1500 Super, 14H, 50 KW | 05/73 → 03/81 | SP-864 | MD-066 | | | |
| Ambrassador (82-84) | | | | | | |
| 1700, 62 KW | 01/82 → 01/84 | SP-909 | MD-028 | | | |
| 2000 Singlecaburator, 69 KW | 01/82 → 01/84 | SP-909 | | | | |
| 2000 Twincaburator | 01/82 → 01/84 | SP-909 | MD-304 | | | |
| Cityrover (04-) | | | | | | |
| 1400, 62 KW | 01/04 → | | | | | |
| Maestro (83-95) | | | | | | |
| 1300 with oilcooler, 12HC32, 46 KW | 03/83 → 08/85 | SP-909 | MD-530 | | | |
| 1300 with oilcooler, A Plus, 51 KW | 01/90 → 01/95 | SP-909 | MD-530 | | | |
| 1300 without oilcooler, 12HC32, 46 KW | 03/82 → 08/85 | SP-815 | MD-530 | | | |
| 1300 without oilcooler, A Plus, 51 KW | 01/90 → 01/95 | SP-815 | MD-530 | | | |
| 1600 R Series 16 | 03/82 → 01/84 | SP-909 | MD-530 | | | |

|  |  |  OIL |  AIR |  FUEL |  CABIN |  OTHER |
|---|--|--|--|---|--|--|
| ROVER | | | | | | |
| Maestro (83-95) | | | | | | |
| 1600 S Series 16 | 01/84 → 01/92 | SP-892 | MD-304 | | | |
| 2000D, Prisma 65, 44 KW | 01/90 → 10/92 | SP-954 | MD-304 | SP-966 | | |
| 2000D, Prisma 65, 46 KW | 01/87 → 10/92 | SP-954 | MD-304 | SP-966 | | |
| 2000i Turbo, O Series | 01/89 → 01/91 | SP-954 | MD-304 | SP-2003 | | |
| 2000i, 20HC51AA, 83 KW | 01/84 → 08/88 | SP-909 | MD-304 | SP-2003 | | |
| 2000TD, Prima 80T, 60 KW | 07/89 → 01/95 | SP-954 | MD-304 | SP-966 | | |
| | 01/90 → 01/95 | SP-954 | MD-304 | SP-966 | | |
| Maxi (69-80) | | | | | | |
| 1500, 50 KW | 04/69 → 07/73 | SP-942 | MD-066 | | | |
| | 01/74 → 01/80 | SP-976 | MD-066 | | | |
| 1750 HL, 66 KW | 10/72 → 10/80 | SP-976 | | FF-009 | | |
| 1750, 17H, 53 KW | 01/69 → 01/73 | SP-942 | MD-066 | | | |
| | 01/74 → 01/80 | SP-976 | MD-066 | | | |
| Metro (69-90) | | | | | | |
| 1000, 30 KW | 01/79 → 03/90 | SP-828 | MD-384 | | | |
| 1000, 99H, 33 KW | 10/80 → 04/90 | SP-909 | MD-9228 | | | |
| 1300 Automatik, 12HA83AA, 51 KW | 01/80 → 03/90 | MD-009 | MD-384 | | | |
| 1300, 12HA83AA, 51 KW | 01/79 → 03/90 | SP-828 | MD-384 | | | |
| MG TF (02-) | | | | | | |
| 115, K1.6, 85 KW | 03/02 → | SP-909 | MD-8054 | SP-2167 | | |
| Comments: MD-8054: From chassis no. YD522573 | | | | | | |
| 120 Stepspeed, K1.8, 88 KW | 03/02 → | SP-909 | MD-8054 | SP-2167 | | |
| 135, K1.8, 100 KW | 03/02 → | SP-909 | MD-8054 | SP-2167 | | |
| 160, K1.8 VVC, 118 KW | 03/02 → | SP-909 | MD-8054 | SP-2167 | | |
| MG X-Power (03-) | | | | | | |
| 4600 SV V8, Ford V8, 230 KW | 09/03 → | SP-1084 | | | MS-6222 | |
| MG ZR (01-) | | | | | | |
| 1400 16V, 76 KW | 02/02 → | SP-909 | MD-9348 | SP-2167 | MS-6163 | |
| 1800 16V K1.8, 86 KW | 02/02 → | SP-909 | MD-9348 | SP-2167 | MS-6163 | |
| 1800 16V, K1.8 VVC, 118 KW | 09/01 → | SP-909 | MD-9340 | SP-2167 | MS-6163 | |
| 2000iDT, 74 KW | 02/02 → | SP-1083 | MD-9340 | SP-973 | MS-6163 | |
| MG ZS (01-) | | | | | | |
| 1600, 79 KW | 07/03 → 12/05 | SP-909 | MD-9348 | SP-2167 | MS-6153 | |
| Comments: MS-6153: Without A/C, chassis no. to WD354434 | | | | | | |
| | 07/03 → 12/05 | SP-909 | MD-9348 | SP-2167 | MS-6163 | |
| Comments: MS-6163: With A/C | | | | | | |
| 1800, K1.8, 86 KW | 02/02 → | SP-909 | MD-9340 | SP-2167 | MS-6153 | |
| Comments: MS-6153: Without A/C, chassis no. to WD354434 | | | | | | |
| | 02/02 → | SP-909 | MD-9340 | SP-2167 | MS-6163 | |
| Comments: MS-6163: With A/C | | | | | | |
| 2000iDT, 74 KW | 02/02 → | SP-1083 | MD-9340 | SP-973 | MS-6153 | |
| Comments: MS-6153: Without A/C, chassis no. to WD354434 | | | | | | |
| | 02/02 → | SP-1083 | MD-9430 | SP-973 | MS-6163 | |
| Comments: MS-6163: With A/C | | | | | | |
| 2500 V6, KV6, 130 KW | 09/01 → | | | SP-2167 | MS-6153 | |
| Comments: MS-6153: Without A/C, chassis no. to WD354434 | | | | | | |
| | 09/01 → | | | SP-2167 | MS-6163 | |
| Comments: MS-6163: With A/C | | | | | | |
| MG ZT (01-) | | | | | | |
| 1800 Turbo, K1.8T, 118 KW | 09/03 → | SP-909 | MD-8084 | | MS-6222 | |
| 2000 CDTi, M47, 85 KW | 06/02 → 09/03 | MD-337B | MD-9504 | | MS-6222 | |
| 2000 CDTi, M47, 96 KW | 02/03 → | MD-337B | MD-9504 | | MS-6222 | |
| 2500 V6, KV6, 118 KW | 06/01 → | | MD-8044 | | MS-6222 | |
| 2500 V6, KV6, 130 KW | 02/02 → | | MD-8044 | | MS-6222 | |
| 2500 V6, KV6, 140 KW | 09/01 → | | MD-8044 | | MS-6222 | |
| 4600 V8, Ford V8, 191 KW | 09/03 → | SP-1084 | | | MS-6222 | |
| MG ZT-T (01-) | | | | | | |
| 2000 CDTi, M47, 96 KW | 02/03 → | MD-337B | MD-9504 | | MS-6222 | |
| 2500 V6, KV6, 140 KW | 10/01 → | | MD-8044 | | MS-6222 | |
| 4600 V8, Ford V8, 191 KW | 09/03 → | SP-1084 | | | MS-6222 | |
| MGF (95-02) | | | | | | |

|  |  |  OIL |  AIR |  FUEL |  CABIN |  OTHER |
|---|--|--|--|---|--|--|
| ROVER | | | | | | |
| MGF (95-02) | | | | | | |
| 1600i, K1.6, 75 KW | 04/01 → 04/02 | SP-909 | MD-8054 | SP-2167 | | |
| Comments: MD-8054: From engine no. YD522573 | | | | | | |
| 1800i VVC Trophy, K1.8 ,118 KW | 05/01 → 04/02 | SP-909 | MD-8054 | SP-2167 | | |
| Comments: MD-8054: From engine no. YD522573 | | | | | | |
| 1800i VVC, 18K4K,107 KW | 12/95 → 04/02 | SP-909 | MD-8054 | SP-2167 | | |
| Comments: MD-8054: From engine no. YD522573 | | | | | | |
| 1800i, 18K4F,88 KW | 10/95 → 04/02 | SP-909 | MD-8054 | SP-2167 | | |
| Comments: MD-8054: From engine no. YD522573 | | | | | | |
| Mini (67-) | | | | | | |
| 1000, 26 KW | 10/67 → 12/73 | MD-007 | MD-002 | | | |
| | 01/74 → 09/84 | SP-828 | MD-002 | | | |
| 1000, 99HD81, 30 KW | 01/92 → 06/93 | SP-828 | | SP-2083 | | |
| 1000/1000 Auto, 99HC20P, 31 KW | 08/82 → 06/93 | SP-828 | MD-384 | | | |
| 1275 GT, 39 KW | 10/69 → 08/80 | MD-007 | MD-004 | | | |
| | 01/74 → 01/79 | SP-828 | MD-004 | | | |
| 1300, 12A2B, 37 KW | 10/92 → | SP-828 | MD-384 | | | |
| 1300i Cooper, 12A2A, 45 KW | 01/91 → 12/91 | SP-828 | MD-004 | SP-2083 | | |
| 1300i Cooper, 12A2E/L, 46 KW | 01/92 → | SP-828 | MD-142 | SP-2083 | | |
| 1300i, 12 A2D, 39 KW | 01/92 → 04/95 | SP-828 | MD-5314 MD-384 | SP-2083 | | |
| 1300i, 12H M.P.I., 46 KW | 07/96 → | SP-828 | MD-384 | | | |
| 1300i, 12H S.P.I., 39 KW | 01/91 → | SP-828 | MD-384 | SP-2083 | | |
| 850, BMC Series A, 25 KW | 01/67 → 08/79 | MD-007 | MD-002 | | | |
| Montego (84-95) | | | | | | |
| 1300, A-Plus, 50 KW with oilcooler | 10/84 → 10/88 | SP-909 | MD-530 | | | |
| 1300, A-Plus, 50 KW without oilcooler | 10/84 → 10/88 | SP-815 | MD-530 | | | |
| 1600, 16HV37 S-Series, 61 KW | 04/84 → 12/91 | SP-892 | MD-304 | | | |
| 2000 EFI, 20 H O-Series, 83 KW | 04/84 → 04/89 | SP-909 | MD-304 | SP-2003 | | |
| | 04/89 → 12/93 | SP-909 | | SP-2003 | | |
| 2000 GTI CAT, 20 H O-Series, 86 KW | 10/88 → 10/91 | SP-909 | MD-304 | SP-2003 | | |
| 2000, 20 H O-Series, 74 KW | 04/84 → 12/93 | SP-909 | MD-304 | SP-2003 | | |
| 2000D | 10/86 → | SP-954 | MD-304 | SP-966 | | |
| 2000i, 20H-Cat O-Series, 75 KW | 09/89 → 12/92 | SP-909 | MD-9468 | SP-2003 | | |
| 2000TD, BB Prima 80-T, 60 KW | 10/88 → 10/95 | SP-954 | MD-304 | SP-966 | | |
| Princess (76-79) | | | | | | |
| 1800, 18H, 60 KW Oilfilter hanging | 04/76 → 09/79 | SP-828 | MD-084 | | | |
| 1800, 18H, 60 KW Oilfilter standing | 04/76 → 09/79 | SP-816 | MD-084 | | | |
| 2200, 22H, 81 KW Oilfilter hanging | 04/76 → 09/79 | SP-864 | | | | |
| 2200, 22H, 81 KW Oilfilter standing | 04/76 → 09/79 | SP-816 | | | | |
| Rover Metro (90-94) | | | | | | |
| 1100, 11K | 05/90 → 12/94 | SP-909 | MD-9228 | | | |
| 1100i, 11K | 12/90 → 07/92 | SP-909 | | SP-2083 | | |
| 1400, 14K | 01/90 → 12/94 | SP-909 | MD-9228 | SP-2083 | | |
| | 04/90 → 12/94 | SP-909 | MD-9228 | | | |
| 1400D, Peugeot TUD3 | 04/92 → 12/94 | SP-943 | MD-9088 | SP-967 | | |
| 1400i GTI Multipoint, 14K | 05/90 → 12/94 | SP-909 | | SP-2083 | | |
| 1400i GTI Single point Inj., 14K | 06/90 → 12/94 | SP-909 | MD-9228 | SP-2083 | | |
| 1400i, 14K | 06/90 → 12/94 | SP-909 | MD-9228 | | | |
| SDI (63-86) | | | | | | |
| 2000, 74 KW | 01/82 → 01/86 | SP-909 | MD-304 | | | |
| 2300, 88 KW | 01/77 → 10/86 | SP-935 | | | | |
| | 01/82 → 01/82 | SP-935 | MD-304 | | | |
| 2400TD, 67 KW | 01/82 → 01/86 | SP-802 | MD-304 | SP-966 | | |
| 2600, 13C, 99 KW | 01/77 → 01/82 | SP-935 | | | | |
| 2600S, 13C, 93 KW | 01/82 → 01/86 | SP-935 | MD-304 | | | |
| 3500 Vanden Plas, 115 KW | 06/76 → 10/86 | SP-866 | | SP-2003 | | |
| Sherpa (73-96) | | | | | | |
| 1622, Petrol | 09/73 → 12/78 | SP-828 | MD-028 | | | |
| 1700, 54 KW | 10/78 → 12/82 | SP-909 | MD-028 | | | |
| | 10/78 → 12/82 | SP-909 | MD-028 | | | |

|  |  |  OIL |  AIR |  FUEL |  CABIN |  OTHER |
|---|--|--|--|---|--|--|
| ROVER | | | | | | |
| Sherpa (73-96) | | | | | | |
| 1700, Rover O-Series | 09/83 → 04/89 | SP-909 | MD-304 | | | |
| 1798D, Rover B-Series | 01/73 → 12/78 | SP-815 | MD-028 | MD-093 | | |
| | 01/73 → 12/82 | SP-816 | MD-028 | MD-093 | | |
| 1800, Leyland DAF | 01/73 → 09/78 | SP-828 | MD-028 | | | |
| 2000, Rover O-Series, 65 KW | 11/86 → 04/89 | SP-909 | MD-304 | | | |
| 2000, Rover O-Series, 65 KW | 01/83 → 09/88 | SP-909 | MD-028 | | | |
| | 11/86 → 04/89 | SP-909 | MD-304 | | | |
| | 11/86 → 04/89 | SP-909 | MD-028 | | | |
| | 11/86 → 04/89 | SP-909 | MD-304 | | | |
| 2000, Rover O-Series, 67 KW | 01/79 → 12/82 | SP-909 | MD-304 | | | |
| 2000D, Perkins Prima 65, 48 KW | 05/86 → 04/89 | SP-954 | | SP-966 | | |
| 2500D, Rover 12J, | 11/86 → 04/89 | SP-866 | | MD-093 | | |
| 2500D, Rover 12J, 49 KW | 11/86 → 04/89 | SP-866 | | MD-093 | | |
| 2500D, Rover 12J, 54 KW | 09/83 → 03/89 | SP-866 | | MD-093 | | |
| 2500TD Peugeot, ET70/XD3T, 71 KW | 04/89 → 08/96 | SP-943 | MD-192 | MD-195 | | |
| 3500 V8, 3.5V8, 106 KW | 09/83 → 04/89 | | | SP-838 | | |
| Streetwise (03-) | | | | | | |
| 1400, K1.4, 62 KW | 09/03 → | SP-909 | MD-9348 | SP-2167 | MS-6163 | |
| 1400, K1.4, 76 KW | 09/03 → | SP-909 | MD-9348 | SP-2167 | MS-6163 | |
| 1600 16V, K1.6, 80 KW | 03/04 → | SP-909 | MD-9348 | SP-2167 | MS-6163 | |
| 1800 16V, K1.8, 85 KW | 09/03 → | SP-909 | MD-9348 | SP-2167 | MS-6163 | |
| TR4 (61-65) | | | | | | |
| 2000, 75 KW | 01/61 → 12/65 | MD-139 | | | | |
| TR4A (65-67) | | | | | | |
| 2100, 76 KW | 12/65 → 12/67 | MD-139 | | | | |
| TR5 (67-68) | | | | | | |
| 2500 Pi, 105 KW | 01/67 → 12/68 | MD-037 | | | | |
| 2500, 76 KW | 01/67 → 12/68 | MD-037 | | | | |
| TR6 (69-76) | | | | | | |
| 2500 Pi, 105 KW | 01/69 → 12/76 | MD-037 | MD-064 | | | |
| 2500, 70 KW | 01/69 → 12/76 | MD-037 | MD-008 | | | |
| 2500, 90 KW | 01/72 → 12/76 | MD-037 | MD-008 | | | |
| TR7 (75-81) | | | | | | |
| 2000, 68 KW | 01/75 → 12/81 | MD-034 | | | | |
| 2000, 78 KW | 01/75 → 12/81 | MD-034 | | | | |
| TR8 (80-81) | | | | | | |
| 3500 USA, 3.5V8, 102 KW | 01/80 → 12/81 | SP-838 | | | | |
| 3500, 3.5V8, 99 KW | 01/80 → 12/81 | SP-838 | | | | |
| Vitesse (76-82) | | | | | | |
| 3500 | 06/76 → 02/82 | SP-866 | MD-304 | SP-2003 | | |

| | | | | | | |
|---------------------------------------|---------------|---------|---------|---------|---------------------|--|
| SAAB | | | | | | |
| 9-3 Series I (98-03) | | | | | | |
| 2000i 16V, B204/B205, 96KW | 03/98 → 10/00 | SP-1067 | MD-9292 | SP-2004 | MS-6167 MS-6167C | |
| 2000i S Turbo, B204/205, 151 KW | 09/99 → 07/00 | SP-1067 | MD-9292 | SP-2004 | MS-6167 MS-6167C | |
| | 08/00 → 08/03 | SP-1067 | MD-9292 | SP-2004 | MS-6167 MS-6167C | |
| 2000i Turbo all models, B204 variants | 03/98 → 08/02 | SP-1067 | MD-9292 | SP-2004 | MS-6167 MS-6167C | |
| 2200TiD 16V,X22DTH,85KW | 03/98 → 09/00 | MD-337 | MD-9740 | MD-381 | MS-6167 MS-6167C | |
| 2200TiD 16V,X22DTH,92KW | 08/00 → 08/02 | MD-337 | MD-9740 | MD-381 | MS-6167 MS-6167C | |
| 2300i 16 V Turbo, B235R 165KW | 10/98 → 08/02 | SP-1067 | MD-9292 | SP-2004 | | |
| 2300i 16V, B234, 110KW | 03/98 → 08/02 | SP-1067 | MD-9292 | SP-2004 | MS-6167 MS-6167C | |








SAAB

9-3 Series II (02-)

| | | | | | | |
|--|---------------|---------|---------|---------|---------------------|--|
| 1800 T Biopower, B207E,129 KW | 10/05 → | MD-463 | MD-8208 | SP-2060 | MS-6224 MS-6224C | |
| 1800 T, B207E,110 KW | 08/02 → | MD-463 | MD-8208 | SP-2060 | MS-6224 MS-6224C | |
| 1800 Z18XE,90 KW | 08/03 → | MD-335 | | SP-2060 | MS-6224 MS-6224C | |
| Comments: MD-375: From chassis no. 3 515 366 | | | | | | |
| | 08/03 → | SP-1275 | | SP-2060 | MS-6224 MS-6224C | |
| Comments: SP-1275: Up to chassis no. 3 515 366 | | | | | | |
| 1900 TiD, Z19DT,88 KW | 08/04 → 09/05 | MD-515 | MD-8208 | MD-577 | MS-6224 MS-6224C | |
| | 10/05 → | MD-515 | MD-8208 | SP-1377 | MS-6224 MS-6224C | |
| 1900 TiD, Z19DTH,110 KW | 08/04 → 09/05 | MD-515 | MD-8208 | MD-577 | MS-6224 MS-6224C | |
| | 10/05 → | MD-515 | MD-8208 | SP-1377 | MS-6224 MS-6224C | |
| 1900 TiD, Z19DTR, 132 KW | 12/07 → 07/08 | MD-515 | MD-8208 | SP-1377 | MS-6224 MS-6224C | |
| | 08/08 → | MD-637 | MD-8208 | SP-1377 | MS-6224 MS-6224C | |
| 1900 TTiD, 118 KW | 01/10 → | MD-637 | MD-8208 | MD-653 | MS-6224 MS-6224C | |
| 1900 TTiD, 96 KW | 01/10 → | MD-637 | MD-8208 | MD-653 | MS-6224 MS-6224C | |
| 2000 T Biopower, 120 KW | 01/11 → | | MD-8208 | SP-2060 | MS-6224 MS-6224C | |
| 2000 T Biopower, 162 KW | 01/11 → | | MD-8208 | SP-2060 | MS-6224 MS-6224C | |
| 2000 T Biopower, B207, 147 KW | 06/07 → | MD-463 | MD-8208 | SP-2060 | MS-6224 MS-6224C | |
| 2000 T, B205R,154 KW | 08/02 → | MD-463 | MD-8208 | SP-2024 | MS-6224 MS-6224C | |
| 2000 T, B207, 177 KW | 06/09 → | MD-463 | MD-8208 | SP-2060 | MS-6224 MS-6224C | |
| 2000 T,B207L,129 KW | 08/02 → | MD-463 | MD-8208 | SP-2024 | MS-6224 MS-6224C | |
| 2200 TiD, D223L, 92 KW | 08/02 → 09/04 | MD-337 | MD-8208 | MD-381 | MS-6224 MS-6224C | |
| 2800 T V6, 169 KW | 03/05 → | MD-695 | MD-8208 | SP-2060 | MS-6224 MS-6224C | |
| 2800 T V6, B284L, 184 KW | 08/05 → | MD-695 | MD-8208 | SP-2060 | MS-6224 MS-6224C | |
| 2800 T V6, B284L, 188 KW | 08/07 → | MD-695 | MD-8208 | SP-2060 | MS-6224 MS-6224C | |
| 2800 T V6, B284L, 206 KW | 11/07 → | MD-695 | MD-8208 | SP-2060 | MS-6224 MS-6224C | |

9-5 Series I (97-)

| | | | | | | |
|--|---------|---------|--------|---------|----------|--|
| 1900 TiD, Z19DTH, 110 KW | 10/05 → | MD-515 | | SP-1377 | MS-6168C | |
| 1900 TiD, Z19DTH, 129 KW | 01/07 → | MD-515 | | SP-1377 | MS-6168C | |
| 2000 T B205E,141 KW | 01/98 → | SP-1067 | MD-786 | SP-2004 | MS-6168C | |
| Comments: SP-2004: Chassis no. to 53510415 | | | | | | |
| | 01/98 → | SP-1067 | MD-786 | SP-2060 | MS-6168C | |
| Comments: SP-2060: From chassis no. 53510416 | | | | | | |
| 2000 T Biopower, 110 KW | 01/05 → | SP-1067 | MD-786 | SP-2004 | MS-6168C | |
| Comments: SP-2004: Chassis no. to 53510415 | | | | | | |
| | 01/05 → | SP-1067 | MD-786 | SP-2060 | MS-6168C | |
| Comments: SP-2060: From chassis no. 53510416 | | | | | | |

|  |  |  OIL |  AIR |  FUEL |  CABIN |  OTHER |
|---|--|--|--|---|--|--|
| SAAB | | | | | | |
| 9-5 Series I (97-) | | | | | | |
| 2000 T Biopower, 132 KW | 10/05 → | SP-1067 | MD-786 | SP-2004 | MS-6168C | |
| Comments: SP-2004: Chassis no. to 53510415 | | | | | | |
| | 10/05 → | SP-1067 | MD-786 | SP-2060 | MS-6168C | |
| Comments: SP-2060: From chassis no. 53510416 | | | | | | |
| 2000 T, B205L, 136 KW | 07/00 → 07/01 | SP-1067 | MD-786 | SP-2004 | MS-6168C | |
| 2000i T 16V, B205E, 110 KW | 09/97 → | SP-1067 | MD-786 | SP-2004 | MS-6168C | |
| Comments: SP-2004: Chassis no. to 5351415 | | | | | | |
| | 09/97 → | SP-1067 | MD-786 | SP-2060 | MS-6168C | |
| Comments: SP-2060: From chassis no. 5351046 | | | | | | |
| 2200TiD, D223L, 88 KW | 08/03 → 09/05 | MD-337 | | MD-381 | MS-6168C | |
| 2300 16V T, B235, 184 KW | 07/01 → 09/05 | SP-1067 | MD-786 | SP-2004 | MS-6168C | |
| Comments: SP-2004: Chassis no. to 53510415 | | | | | | |
| | 07/01 → 09/05 | SP-1067 | MD-786 | SP-2060 | MS-6168C | |
| Comments: SP-2060: From chassis no. 53510416 | | | | | | |
| 2300 16V T, B235R, 169 KW | 01/99 → 09/01 | SP-1067 | MD-786 | SP-2004 | MS-6168C | |
| 2300 Biopower, B235, 154 KW | 10/05 → | SP-1067 | MD-786 | SP-2004 | MS-6168C | |
| 2300i T Aero, B235, 191 KW | 10/05 → | SP-1067 | MD-786 | SP-2004 | MS-6168C | |
| 2300i T, B235, 136 KW | 02/01 → | SP-1067 | MD-786 | SP-2004 | MS-6168C | |
| 2300i T, B235, 162 KW | 07/03 → | SP-1067 | | SP-2004 | MS-6168C | |
| Comments: SP-2004: Chassis no. to 53510415 | | | | | | |
| | 07/03 → | SP-1067 | | SP-2060 | MS-6168C | |
| Comments: SP-2060: From chassis no. 53510416 | | | | | | |
| 2300i T, B235E, 125 KW | 09/97 → 04/01 | SP-1067 | MD-786 | SP-2004 | MS-6168C | |
| 3000 TiD ESTATE, YS3E, 130 KW | 07/01 → | MD-523 | MD-786 | MD-381 | MS-6168C | |
| 3000i V6 24V T, B308E, 147 KW | 01/98 → 09/03 | SP-1067 | MD-786 | SP-2004 | MS-6168C | |
| 9-5 Series II (10-) | | | | | | |
| 1600 T, A16LET, 132 KW | 09/10 → | MD-619 | MD-8598 | | MS-6398 MS-6398C | |
| 2000 T, A20NHT/A20NFT, 162 KW | 09/10 → 12/10 | | MD-8598 | | MS-6398 MS-6398C | |
| | 01/11 → | | MD-8460 | | MS-6398 MS-6398C | |
| 2000 TiD, A20DTH, 118 KW | 09/10 → | MD-699 | MD-8598 | MD-653 | MS-6398 MS-6398C | |
| 2000 TTiD, A20DTR, 140 KW | 09/10 → | MD-699 | MD-8598 | MD-653 | MS-6398 MS-6398C | |
| 2800 T, A28NER, 221 KW | 09/10 → | MD-695 | MD-8598 | | MS-6398 MS-6398C | |
| 9-7x (05-) | | | | | | |
| 4200, 213 KW | 12/05 → | | | | | |
| 5300, 220 KW | 12/05 → | | | | | |
| 90 (84-87) | | | | | | |
| 2000, B20, 74 KW | 01/84 → 08/87 | SP-1067 | MD-278 | | | |
| 900 (79-98) | | | | | | |
| 2000i 8V Turbo, 107 KW | 01/79 → 08/85 | SP-1067 | MD-278 | SP-2002 | | |
| | 09/85 → 12/85 | SP-1067 | MD-278 | SP-2022 | | |
| 2000i 8V Turbo, 110 KW | 01/87 → 08/89 | SP-1067 | MD-278 | SP-2004 | | |
| 2000i 8V, 74 KW | 09/85 → 12/88 | SP-1067 | MD-278 | SP-2022 | | |
| 2000i 8V, 79 KW | 01/79 → 08/85 | SP-1067 | MD-278 | SP-2002 | | |
| 2000i 8V, 81 KW | 09/89 → 06/92 | SP-1067 | | SP-2004 | | |
| 2000i 8V, 85 KW | 01/87 → 08/89 | SP-1067 | MD-278 | SP-2004 | | |
| 2000i 8V, 87 KW | 07/92 → 02/98 | SP-1067 | MD-9292 | SP-2004 | MS-6167 MS-6167C | |
| 2000i 16V Turbo 118KW | 01/84 → 08/89 | SP-1067 | MD-5068 | SP-2004 | | |
| | 09/89 → 12/93 | SP-1067 | MD-750 | SP-2004 | | |
| 2000i 16V Turbo 129KW | 01/84 → 12/93 | SP-1067 | MD-5068 | SP-2004 | | |
| 2000i 16V Turbo 132KW | 01/92 → 06/94 | SP-1067 | MD-750 | SP-2004 | MS-6167 MS-6167C | |
| 2000i 16V Turbo 136KW | 07/92 → 02/98 | SP-1067 | MD-9292 | SP-2004 | MS-6167 MS-6167C | |
| 2000i 16V, 93 KW | 01/84 → 06/92 | SP-1067 | MD-5068 | SP-2004 | | |

SAAB

900 (79-98)

| | | | | | |
|--------------------------|---------------|---------|---------|---------|---------------------|
| 2000i 16V, B206I, 98 KW | 07/92 → 02/98 | SP-1067 | MD-9292 | SP-2004 | MS-6167 MS-6167C |
| 2100i 16V, 100 KW | 09/89 → 12/93 | SP-1067 | MD-750 | SP-2002 | |
| 2300i 16V, B234I, 110 KW | 07/92 → 02/98 | SP-1067 | MD-9292 | SP-2004 | MS-6167 MS-6167C |
| 2500i V6, B258I, 125 KW | 07/92 → 02/98 | SP-935 | MD-9134 | SP-2004 | MS-6167 MS-6167C |

9000 (84-98)

| | | | | | |
|--------------------------------|---------------|---------|---------|---------|---------|
| 2000 16 CS, B202I/B204I, 9W KW | 01/89 → 08/91 | SP-1067 | MD-5066 | SP-2004 | MS-6014 |
| 2000 16 CS, B204I, 96 KW | 09/91 → 01/98 | SP-1067 | MD-5066 | SP-2004 | MS-6126 |
| 2000i 16V, B202XI KAT, 92 KW | 09/88 → 08/89 | SP-1067 | MD-5066 | SP-2004 | |
| 2000i 16V, B202XI, 94 KW | 01/86 → 08/88 | SP-1067 | MD-9162 | SP-2004 | |
| | 09/88 → 08/89 | SP-1067 | MD-5066 | SP-2004 | MS-6014 |

Comments: With A/C

| | | | | | |
|----------------------------------|---------------|---------|---------|---------|---------|
| 2000i Turbo 16V, B202 XL, 129 KW | 08/85 → 07/86 | SP-1067 | MD-9162 | SP-2004 | |
| 2000i Turbo 16V, B202XL, 118 KW | 08/86 → 08/93 | SP-1067 | MD-5066 | SP-2004 | |
| | 08/85 → 07/86 | SP-1067 | MD-9162 | SP-2004 | MS-6014 |
| 2000i Turbo 16V, B202XL, 120 KW | 08/86 → 09/93 | SP-1067 | MD-5066 | SP-2004 | MS-6014 |
| 2300i 16V CS, B234I, 107 KW | 01/89 → 12/98 | SP-1067 | MD-5066 | SP-2004 | |
| 2300i 16V, B234I, 103 KW | 01/89 → 12/98 | SP-1067 | MD-5066 | SP-2004 | MS-6014 |
| 2300i Turbo 16V, B234L, 143 KW | 09/89 → 12/98 | SP-1067 | MD-5066 | SP-2004 | MS-6014 |
| 2300i Turbo 16V, B234L, 147 KW | 09/89 → 12/98 | SP-1067 | MD-5066 | SP-2004 | |
| 3000i V6 24V, B308I, 155 KW | 07/94 → 12/98 | SP-935 | MD-5066 | SP-2004 | |

95 Station Wagon

| | | | | | |
|----------------------------|---------------|--|---------|--|--|
| 800 3 Cyl two-stroke, 23Kw | 02/60 → 12/68 | | MD-5336 | | |
|----------------------------|---------------|--|---------|--|--|

96 (65-80)

| | | | | | |
|----------------------------|---------------|---------|---------|--------|--|
| 1700 V4, ENG. No.21971 | 01/64 → 12/65 | SP-1067 | MD-034 | FF-010 | |
| 1700 V4, ENG. No.21972 | 01/66 → 09/77 | SP-1067 | MD-306 | FF-010 | |
| 1700 V4, ENG. No.21972 | 10/77 → 12/80 | SP-1067 | MD-130 | FF-010 | |
| 800 3 Cyl two-stroke, 23Kw | 02/60 → 12/68 | | MD-5336 | | |

99 (72-84)

| | | | | | |
|-------------------------|---------------|---------|--------|---------|--|
| 2000 Combi Coupe, 79 KW | 03/76 → 05/78 | SP-1067 | MD-278 | | |
| 2000 Turbo, 107 KW | 01/78 → 12/81 | SP-1067 | MD-278 | SP-2002 | |
| 2000, 70 KW | 10/72 → 08/74 | MD-007 | MD-126 | | |
| 2000i, 87 KW | 01/75 → 12/81 | SP-1067 | MD-278 | SP-2002 | |

SEAT

Alhambra I (96-10)

| | | | | | |
|----------------------------|---------------|---------|---------|---------|---------------------|
| 1800T 20V, 110 KW | 10/98 → 06/00 | SP-978 | MD-9394 | SP-2003 | MS-6020 MS-6020C |
| | 07/00 → 08/10 | SP-978 | MD-9790 | SP-2003 | MS-6020 MS-6020C |
| 1900TDI, 1Z/AHU/ANU, 66 KW | 04/96 → 06/00 | SP-1120 | MD-9394 | SP-972 | MS-6020 MS-6020C |

Comments: SP-1120: Engine code 1Z/AHU.

| | | | | | |
|--|---------------|--------|---------|---------|---------------------|
| | 07/00 → 08/10 | MD-355 | MD-9790 | SP-1253 | MS-6020 MS-6020C |
|--|---------------|--------|---------|---------|---------------------|

Comments: MD-355: Engine code ANU.

| | | | | | |
|-----------------------------|---------------|---------|---------|---------|---------------------|
| 1900TDI, AFN/AVG, 81 KW | 08/96 → 06/00 | SP-1078 | MD-9394 | SP-972 | MS-6020 MS-6020C |
| 1900TDI, AJM/AUY/BVK, 85 KW | 07/00 → 08/10 | MD-355 | MD-9790 | SP-1253 | MS-6020C |
| 1900TDI, ASZ, 96 KW | 10/02 → 08/10 | MD-437 | MD-9790 | SP-1253 | MS-6020 MS-6020C |
| 1900TDI, BTB, 110 KW | 09/05 → 08/10 | MD-437 | MD-9790 | SP-1253 | MS-6020C |
| 2000i, ADY/ATM, 85 KW | 04/96 → 06/00 | SP-978 | MD-9394 | SP-2003 | MS-6020 MS-6020C |
| | 07/00 → 08/10 | | MD-9790 | | MS-6020 MS-6020C |

|  |  |  OIL |  AIR |  FUEL |  CABIN |  OTHER |
|---|--|--|--|---|--|--|
| SEAT | | | | | | |
| Alhambra I (96-10) | | | | | | |
| 2000TDI, BRT, 103 KW | 11/05 → 08/10 | MD-437 | MD-9790 | SP-1253 | MS-6020 MS-6020C | |
| 2800i V6,Eng:AYL,150KW | 07/00 → 08/10 | MD-437 | MD-9790 | SP-2003 | MS-6020 MS-6020C | |
| Alhambra II (10-) | | | | | | |
| 1400 TSI, CAVA, CNWB, CTHA, 110 KW | 08/10 → | SP-1373 | MD-8060 | SP-2179 | MS-6274 MS-6274C | |
| 1800 TSI, CDAA | 05/12 → | SP-1356 | MD-8060 | SP-2179 | MS-6274 MS-6274C | |
| 2000 TDI, CFFA, 100 KW | 08/10 → | MD-679 | MD-8060 | MD-691 | MS-6274 MS-6274C | |
| 2000 TDI, CFFB, 103 KW | 08/10 → | MD-679 | MD-8060 | MD-691 | MS-6274 MS-6274C | |
| 2000 TDI, CFFE, 85 KW | 05/11 → | MD-679 | MD-8060 | MD-691 | MS-6274 MS-6274C | |
| 2000 TDI, CFGB, 125 KW | 08/10 → | MD-679 | MD-8060 | MD-691 | MS-6274 MS-6274C | |
| 2000 TDI, CFGC, 130 KW | 11/12 → | MD-679 | MD-8060 | MD-691 | MS-6274 MS-6274C | |
| 2000 TSI, CCZA, 147 KW | 11/10 → | SP-1356 | MD-8060 | SP-2179 | MS-6274 MS-6274C | |
| Altea (04-) | | | | | | |
| 1200 TSI, CBZB, 77 KW | 05/10 → | SP-1373 | MD-5226 | SP-2149 | MS-6274 MS-6274C | |
| 1400 16V, BXW/CGGB, 63 KW | 05/06 → | SP-1135 | MD-8358 | SP-2156 | MS-6274 MS-6274C | |
| 1400 TSI, CAXC, 92KW | 09/07 → 05/10 | SP-1350 | MD-5226 | SP-2149 | MS-6274 MS-6274C | |
| Comments: SP-1350: From chassis no. SP_8_090 001 | | | | | | |
| | 06/10 → | SP-1373 | MD-5226 | SP-2149 | MS-6274 MS-6274C | |
| Comments: SP-1373: From chassis no. 5P_8_090 001. | | | | | | |
| 1600 TDI, CAYB, 66 KW | 11/10 → | MD-679 | MD-8060 | MD-613 | MS-6274 MS-6274C | |
| 1600 TDI, CAYC, 77 KW | 11/09 → | MD-679 | MD-8060 | MD-613 | MS-6274 MS-6274C | |
| Comments: MD-613: Housing 3C0 127400 UFI | | | | | | |
| | 11/09 → | MD-679 | MD-8060 | MD-539 | MS-6274 MS-6274C | |
| Comments: MD-539: Housing 1K0 127400C/E/J (M+H) | | | | | | |
| | 11/09 → | MD-679 | MD-8060 | MD-615 | MS-6274 MS-6274C | |
| Comments: MD-615: Housing 1K0 127400K (M+H) | | | | | | |
| 1600, BGU/BSE/BSF 75 KW | 04/04 → 09/05 | SP-978 | MD-5226 | SP-2137/1 | MS-6274 MS-6274C | |
| | 10/05 → | SP-978 | MD-5226 | SP-2156 | MS-6274 MS-6274C | |
| 1800 Turbo FSI, BYT,BZB, 118KW | 11/06 → | SP-1356 | MD-8060 | SP-2149 | MS-6274 MS-6274C | |
| 1900TDi, BKC,BJB,BLS,77 KW | 04/04 → | MD-437 | MD-8060 | MD-539 | MS-6274 MS-6274C | |
| Comments: MD-539: Housing 1K0 127400C/E/J (M+H) | | | | | | |
| | 04/04 → | MD-437 | MD-8060 | MD-613 | MS-6274 MS-6274C | |
| Comments: MD-613: Housing 3C0 127400 UFI | | | | | | |
| | 04/04 → | MD-437 | MD-8060 | MD-615 | MS-6274 MS-6274C | |
| Comments: MD-615: Housing 1K0 127400K(M+H) | | | | | | |
| 1900TDi, BXF, 66 KW | 09/09 → | MD-437 | MD-8060 | MD-539 MD-613 | MS-6274 MS-6274C | |

SEAT

Altea (04-)








| | | | | | |
|--|---------------|---------|---------|---------|---------------------|
| 2000 FSi, BHD/BLR/BLY/BVY,BVZ, 110 KW | 04/04 → | MD-573 | MD-5226 | SP-2149 | MS-6274 MS-6274C |
| 2000 TDI FR, BMN, 125 KW | 01/06 → | MD-437 | MD-8060 | MD-539 | MS-6274 MS-6274C |
| Comments: MD-539: Housing 1K01 27400C/E/J(M+H) | | | | | |
| | 01/06 → | MD-437 | MD-8060 | MD-613 | MS-6274 MS-6274C |
| Comments: MD-613: Housing 3C0 127400 UFI | | | | | |
| | 01/06 → | MD-437 | MD-8060 | MD-615 | MS-6274 MS-6274C |
| Comments: MD-613: Housing 1K01 27400K(M+H) | | | | | |
| 2000 TFSi, CCZB, 155 KW | 05/10 → | SP-1356 | MD-8060 | SP-2149 | MS-6274 MS-6274C |
| 2000 Turbo FSi, BWA,147 KW | 05/06 → 09/09 | SP-1356 | MD-8284 | SP-2149 | MS-6274 MS-6274C |
| 2000TDi, AZV, 100 KW | 04/04 → 12/07 | MD-437 | MD-8060 | MD-539 | MS-6274 MS-6274C |
| Comments: MD-539: Housing 1K01 27400C/E/J(M+H) | | | | | |
| | 04/04 → 12/07 | MD-437 | MD-8060 | MD-615 | MS-6274 MS-6274C |
| Comments: MD-615: Housing 1K01 27400K(M+H) | | | | | |
| | 04/04 → 12/07 | MD-437 | MD-8060 | MD-613 | MS-6274 MS-6274C |
| Comments: MD-613: Housing 3C01 27400 UFI | | | | | |
| 2000TDi, AZV,BKD,BMM,103 KW | 04/04 → 12/07 | MD-437 | MD-8060 | MD-539 | MS-6274 MS-6274C |
| Comments: MD-539: Housing 1K01 27400C/E/J(M+H) | | | | | |
| | 04/04 → 12/07 | MD-437 | MD-8060 | MD-613 | MS-6274 MS-6274C |
| Comments: MD-613: Housing 3C01 27400 UFI | | | | | |
| | 04/04 → 12/07 | MD-437 | MD-8060 | MD-615 | MS-6274 MS-6274C |
| Comments: MD-615: Housing 1K01 27400K(M+H) | | | | | |







Arosa (97-05)




| | | | | | |
|--|---------------|--------------------|-------------------|---------|---------------------|
| 1000, AER, AHT, ALD, ALL, ANV, AUC, 37 KW | 05/97 → 06/04 | SP-1066 SP-1123 | MD-9560 MD-130 | SP-2060 | MS-6109 MS-6109C |
| Comments: SP-1066: Engine code AER/ALD/ALL/ANV/AUC, SP-1123: Engine code AHT, MD-9560: Engine code ALD/ANV/AUC, MD-130: Engine code AER/ALD/ALL/ANV/AUC. | | | | | |
| 1200 TDi, 3L, ANV, 45 KW | 10/99 → 05/05 | MD-437 | MD-746 | SP-1258 | MS-6109 MS-6109C |
| 1400 16V, AFK, ANM, AQQ, 74 KW | 10/99 → 05/05 | SP-1066 | MD-9582 | SP-2060 | MS-6109 MS-6109C |
| 1400 TDi, AMF, 55 KW | 10/99 → 05/05 | MD-437 | MD-746 | SP-1258 | MS-6109 MS-6109C |
| 1400, AEX/AKK/AKV/APQ/ANW/AUD, 44 KW | 05/97 → 05/05 | SP-1066 | MD-9560 MD-130 | SP-2060 | MS-6109 MS-6109C |
| Comments: MD-9560: Engine code AKK/ANW/AUD, MD-130: Engine code AEX/AKV/APQ. | | | | | |
| 1700 SDi, AKU, 44 KW | 05/97 → 05/00 | SP-1065 | MD-746 | SP-1254 | MS-6109 MS-6109C |
| Comments: SP-1254: To chassis no. 6H_Y020000 | | | | | |
| | 06/00 → 05/05 | SP-1065 | MD-746 | SP-1258 | MS-6109 MS-6109C |
| Comments: SP-1258: From chassis no. 6H_Y020000 | | | | | |

Cordoba I (93-99)

| | | | | | | |
|---|---------------|---------|---------|---------|---------------------|--------|
| 1000i, AER, ALD, ANV, 37 KW | 09/96 → 06/99 | SP-1066 | MD-130 | SP-2024 | MS-6109 MS-6109C | TR-015 |
| Comments: TR-015: Hydraulic transmission AG4. | | | | | | |
| 1400i 16V, AFH, 74 KW | 09/96 → 09/97 | SP-1066 | MD-9482 | SP-2024 | MS-6109 MS-6109C | TR-015 |
| Comments: TR-015: Hydraulic transmission AG4. | | | | | | |
| | 10/97 → 06/99 | SP-1066 | MD-9482 | SP-2060 | MS-6109 MS-6109C | TR-015 |
| Comments: TR-015: Hydraulic transmission AG4. | | | | | | |

|  |  |  OIL |  AIR |  FUEL |  CABIN |  OTHER |
|---|--|--|--|---|--|--|
| SEAT | | | | | | |
| Cordoba I (93-99) | | | | | | |
| 1400i, AEX, 44 KW | 06/94 → 09/97 | SP-1066 | MD-130 | SP-2024 | MS-6109 MS-6109C | TR-015 |
| Comments: TR-015: Hydraulic transmission AG4. | | | | | | |
| | 10/97 → 06/99 | SP-1066 | MD-130 | SP-2060 | MS-6109 MS-6109C | TR-015 |
| Comments: TR-015: Hydraulic transmission AG4. | | | | | | |
| 1600i, 1F, 55 KW | 10/94 → 09/97 | SP-978 | MD-9208 | SP-2024 | MS-6109 MS-6109C | TR-015 |
| Comments: TR-015: Hydraulic transmission AG4. | | | | | | |
| | 10/97 → 06/99 | SP-978 | MD-9208 | SP-2060 | MS-6109 MS-6109C | TR-015 |
| Comments: TR-015: Hydraulic transmission AG4. | | | | | | |
| 1600i, ABU/AEE/ALM, 55 KW | 03/93 → 09/97 | SP-1066 | MD-130 | SP-2024 | MS-6109 MS-6109C | TR-015 |
| Comments: TR-015: Hydraulic transmission AG4. | | | | | | |
| | 10/97 → 06/99 | SP-1066 | MD-130 | SP-2060 | MS-6109 MS-6109C | TR-015 |
| Comments: TR-015: Hydraulic transmission AG4. | | | | | | |
| 1600i, AFT, 74 KW | 04/96 → 09/97 | SP-978 | MD-9208 | SP-2024 | MS-6109 MS-6109C | TR-015 |
| Comments: TR-015: Hydraulic transmission AG4. | | | | | | |
| | 10/97 → 06/99 | SP-978 | MD-9208 | SP-2060 | MS-6109 MS-6109C | TR-015 |
| Comments: TR-015: Hydraulic transmission AG4. | | | | | | |
| 1700 SDi, 44 KW | 10/97 → 06/99 | SP-1065 | MD-746 | SP-1254 | MS-6109 MS-6109C | TR-015 |
| Comments: TR-015: Hydraulic transmission AG4. | | | | | | |
| 1800 GTi 16V, ADL, 95 KW | 10/93 → 06/99 | SP-978 | MD-9208 | SP-2024 | MS-6109 MS-6109C | TR-015 |
| Comments: TR-015: Hydraulic transmission AG4. | | | | | | |
| 1800i, ABS, ACC, ADZ, 66 KW | 10/94 → 06/99 | SP-978 | MD-9208 | SP-2024 | MS-6109 MS-6109C | TR-015 |
| Comments: TR-015: Hydraulic transmission AG4. | | | | | | |
| 1900 D, 1Y, 47 KW | 01/96 → 06/99 | SP-915 | MD-9208 | SP-1254 | MS-6109 MS-6109C | TR-015 |
| Comments: TR-015: Hydraulic transmission AG4. | | | | | | |
| 1900 D, 1Y, 50 KW | 10/93 → 02/97 | SP-915 | MD-9208 | SP-972 | MS-6109 MS-6109C | TR-015 |
| Comments: TR-015: Hydraulic transmission AG4. | | | | | | |
| | 03/97 → 06/99 | SP-915 | MD-9208 | SP-1254 | MS-6109 MS-6109C | TR-015 |
| Comments: TR-015: Hydraulic transmission AG4. | | | | | | |
| 1900 Diesel Turbo, AAZ, 55 KW | 10/93 → 02/97 | SP-915 | MD-9208 | SP-972 | MS-6109 MS-6109C | TR-015 |
| Comments: TR-015: Hydraulic transmission AG4. | | | | | | |
| | 03/97 → 06/99 | SP-915 | MD-9208 | SP-1254 | MS-6109 MS-6109C | TR-015 |
| Comments: TR-015: Hydraulic transmission AG4. | | | | | | |
| 1900 SDi, AEF, 47 KW | 01/96 → 06/99 | SP-915 | MD-9208 | SP-1254 | MS-6109 MS-6109C | TR-015 |
| Comments: TR-015: Hydraulic transmission AG4. | | | | | | |
| 1900 TDi, AFN, 81 KW | 09/96 → 06/99 | SP-1078 | MD-9208 | SP-1254 | MS-6109 MS-6109C | TR-015 |
| Comments: TR-015: Hydraulic transmission AG4. | | | | | | |
| 1900 TDi, AHU, 1Z, 66 KW | 08/96 → 06/99 | SP-1120 | MD-9208 | SP-1254 | MS-6109 MS-6109C | TR-015 |
| Comments: TR-015: Hydraulic transmission AG4. | | | | | | |
| 2000 GTi, AGG, 2E, 85 KW | 10/93 → 06/99 | SP-978 | MD-9208 | SP-2024 | MS-6109 MS-6109C | TR-015 |
| Comments: TR-015: Hydraulic transmission AG4. | | | | | | |
| 2000i 16V, ABF, 110 KW | 08/96 → 06/99 | SP-978 | MD-9208 | SP-2024 | MS-6109 MS-6109C | TR-015 |
| Comments: TR-015: Hydraulic transmission AG4. | | | | | | |
| Cordoba II (99-02) | | | | | | |

|  |  |  OIL |  AIR |  FUEL |  CABIN |  OTHER |
|--|--|--|--|---|--|--|
| SEAT | | | | | | |
| Cordoba II (99-02) | | | | | | |
| 1000i, ALD, ANV, AST, 37 KW | 06/99 → 12/02 | SP-1066 | MD-9560 | SP-2060 | MS-6109 MS-6109C | |
| 1400i , AKK, AUD 44 KW | 06/99 → 12/02 | SP-1066 | MD-9482 | SP-2060 | MS-6109 MS-6109C | |
| 1400i , APE, 55 KW | 06/99 → 12/02 | SP-1066 | MD-9482 | SP-2060 | MS-6109 MS-6109C | |
| 1600i, AEH, AUR, 74 KW | 06/99 → 12/02 | SP-978 | MD-9710 | SP-2060 | MS-6109 MS-6109C | |
| 1600i, ALM, AEE,1F, 55 KW | 06/99 → 12/00 | SP-1066 | MD-130 | SP-2060 | MS-6109 MS-6109C | |
| 1800i Turbo 20V, AQX, 115 KW | 06/99 → 12/02 | SP-978 | MD-9710 | SP-2060 | MS-6109 MS-6109C | |
| 1900 SDI, AGP,AQM, AEY, 50 KW | 06/99 → 12/02 | MD-355 | MD-9710 | SP-1111 | MS-6109 MS-6109C | |
| 1900 TDI, AGR,ALH, 66 KW | 09/99 → 12/02 | MD-355 | MD-9710 | SP-1111 | MS-6109 MS-6109C | |
| 1900 TDI, ASK, ASV 81 KW | 06/99 → 12/02 | MD-355 | MD-9710 | SP-1111 | MS-6109 MS-6109C | |
| Cordoba III (02-) | | | | | | |
| 1200 12V, AZQ, BME, 47 KW | 10/02 → 06/06 | MD-427 | MD-9624 | SP-2137 SP-2137/1 | MS-6216 MS-6216C | |
| Comments: SP-2137: Without integrated pressure regulator, SP-2137/1: With integrated pressure regulator 3 bar. | | | | | | |
| 1200 12V, BXV, 51 KW | 06/06 → 11/09 | MD-427 | MD-9624 | SP-2156 | MS-6216 MS-6216C | |
| 1400 16V, AUB, BBZ, 74 KW | 10/02 → 11/09 | SP-1066 | MD-8040 | SP-2137 SP-2137/1 | MS-6216 MS-6216C | |
| Comments: SP-2137: Without integrated pressure regulator, SP-2137/1: With integrated pressure regulator 3 bar. | | | | | | |
| 1400 16V, BBY, BKY, 55 KW | 10/02 → 12/07 | SP-1066 | MD-8040 | SP-2137 SP-2137/1 | MS-6216 MS-6216C | |
| Comments: SP-2137: Without integrated pressure regulator, SP-2137/1: With integrated pressure regulator 3 bar. | | | | | | |
| 1400 16V, BXW, 63 KW | 06/06 → 11/09 | SP-1066 | MD-8358 | SP-2156 | MS-6216 MS-6216C | |
| 1400 TDi, AMF, 55 KW | 02/03 → 12/05 | MD-437 | MD-9768 | SP-1255 | MS-6216 MS-6216C | |
| 1400 TDi, BMS, BNV, 58 KW | 06/05 → 11/09 | MD-437 | MD-9768 | SP-1292 | MS-6216 MS-6216C | |
| 1400 TDi, BNM, 51 KW | 06/05 → 11/09 | MD-437 | MD-9768 | SP-1292 | MS-6216 MS-6216C | |
| 1600 16V, BAH, 74 KW | 02/03 → 11/09 | SP-1066 | MD-9482 | SP-2137 SP-2137/1 | MS-6216 MS-6216C | |
| Comments: SP-2137: Without integrated pressure regulator, SP-2137/1: With integrated pressure regulator 3 bar. | | | | | | |
| 1600 16V, BTS, 77 KW | 09/06 → 11/09 | MD-535 | MD-8358 | SP-2156 | MS-6216 MS-6216C | |
| Comments: SP-2137: Without integrated pressure regulator, SP-2137/1: With integrated pressure regulator 3 bar. | | | | | | |
| 1900 SDi, ASY, 47 KW | 10/02 → 11/09 | MD-437 | MD-9768 | SP-1255 | MS-6216 MS-6216C | |
| 1900 TDi, ASZ, BLT, 96 KW | 10/02 → 04/05 | MD-437 | MD-9768 | SP-1255 | MS-6216 MS-6216C | |
| | 05/02 → 11/09 | MD-437 | MD-9768 | SP-1305 | MS-6216 MS-6216C | |
| 1900 TDi, ATD, AXR, BMT, 74 KW | 10/02 → 04/05 | MD-437 | MD-9768 | SP-1255 | MS-6216 MS-6216C | |
| | 05/05 → 11/09 | MD-437 | MD-9768 | SP-1305 | MS-6216 MS-6216C | |
| 2000, AZL, BBX, 85 KW | 03/03 → 11/09 | SP-978 | MD-9768 | SP-2137 SP-2137/1 | MS-6216 MS-6216C | |
| Comments: SP-2137: Without integrated pressure regulator, SP-2137/1: With integrated pressure regulator 3 bar. | | | | | | |
| Exeo (09-) | | | | | | |
| 1600, ALZ, 75 KW | 02/09 → | SP-978 | MD-9620 | SP-2120 | MS-6202 MS-6202C | |

|  |  |  OIL |  AIR |  FUEL |  CABIN |  OTHER |
|---|--|--|--|---|--|--|
| SEAT | | | | | | |
| Exeo (09-) | | | | | | |
| 1800 TFSI, CDHA, 88 KW | 05/10 → | SP-1356 | MD-9620 | SP-2150 | MS-6202 MS-6202C | |
| 1800 TFSI, CDHB, 118 KW | 05/10 → | SP-1356 | MD-9620 | SP-2150 | MS-6202 MS-6202C | |
| 1800 Turbo, CFMA, 110 KW | 02/09 → 06/10 | SP-980 | MD-9620 | SP-2178 | MS-6202 MS-6202C | |
| 2000 TDI, CAGA, 105 KW | 02/09 → | MD-679 MD-437 | MD-9620 | | MS-6202 MS-6202C | |
| Comments: MD-679: Engine code CJCA, MD-437: Engine code CAGA. | | | | | | |
| 2000 TDI, CAGC, 88 KW | 06/09 → | MD-679 MD-437 | MD-9620 | | MS-6202 MS-6202C | |
| Comments: MD-679: Engine code CJCA, MD-437: Engine code CAGA. | | | | | | |
| 2000 TDI, CAHA, CGLB, 125 KW | 02/09 → | MD-679 MD-437 | MD-9620 | | MS-6202 MS-6202C | |
| Comments: MD-679: Engine code CGLB, MD-437: Engine code CAGA. | | | | | | |
| 2000 TFSI, BWE, 147 KW | 02/09 → | MD-573 | MD-9620 | SP-2150 | MS-6202 MS-6202C | |
| 2000 TFSI, CDND, 155 KW | 05/10 → | SP-1356 | MD-9620 | SP-2150 | MS-6202 MS-6202C | |
| Fura 127 (82-86) | | | | | | |
| 1400, 127B.7000, 55 KW | 01/82 → 06/86 | SP-927 | MD-024 | FF-010 | | |
| 900, 100 GL7000 / 09NCA, 29 KW | 01/82 → 06/86 | SP-927 | MD-044 | FF-010 | | |
| 900, HB90, 31 KW | 11/82 → 12/86 | SP-927 | MD-044 | FF-010 | | |
| 900, HB90, 33 KW | 11/82 → 12/86 | SP-927 | MD-044 | FF-010 | | |
| Ibiza I (84-93) | | | | | | |
| 1200, 021A1000, 44 KW | 06/84 → 05/93 | SP-812 | MD-508 | FF-010 | | |
| 1200, 021C.1000, 52 KW | 12/89 → 05/93 | SP-812 | MD-9068 | SP-2003 | | |
| 1200, 47 KW | 11/84 → 12/93 | SP-812 | MD-508 | FF-010 | | |
| 1500 GLI, GLXI, SXI, 021C.2000, 66 KW | 10/86 → 05/93 | SP-812 | MD-9068 | SP-2003 | | |
| 1500 SXI, 021B.2000, 74 KW | 10/86 → 05/93 | SP-812 | MD-9068 | SP-2003 | | |
| 1500, 021A2000, 63 KW | 06/84 → 05/93 | SP-812 | MD-508 | FF-010 | | |
| 1500, 65 KW | 06/89 → 05/93 | SP-812 | MD-508 | FF-010 | | |
| 1500i, 021D.2000, 65 KW | 10/86 → 05/93 | SP-812 | MD-9068 | SP-2003 | | |
| 1700 Diesel, 022A.5000, 40 KW | 06/84 → 05/93 | SP-907 | MD-9454 | MD-093 SP-966 | | |
| Comments: MD-093: CAV injection system, SP-966: BOSCH injection system. | | | | | | |
| 1700 Diesel, 022A.5000, 42 KW | 08/90 → 05/93 | SP-907 | MD-9454 | MD-093 SP-966 | | |
| Comments: MD-093: CAV injection system, SP-966: BOSCH injection system. | | | | | | |
| 1700 LI, GLI, GCXI, SXI, 021A.3000, 72 KW | 01/91 → 05/93 | SP-812 | MD-9068 | SP-2003 | | |
| 1700 SXI, 021B.3000, 76 KW | 01/91 → 05/93 | SP-812 | MD-9068 | SP-2003 | | |
| 900, 146A000, 29 KW | 08/90 → 05/93 | SP-927 | MD-244 | FF-010 | | |
| 900, 146A000, 32 KW | 06/89 → 05/93 | SP-927 | MD-244 | FF-010 | | |
| Ibiza II (93-99) | | | | | | |
| 1000i, AER, 37KW | 09/96 → 08/98 | SP-839 | MD-130 | SP-2024 | MS-6109 MS-6109C | |
| 1050i, AAU, 33KW | 05/92 → 09/97 | SP-839 | MD-130 | SP-2024 | MS-6109 MS-6109C | |
| | 10/97 → 08/98 | SP-839 | MD-130 | SP-2060 | MS-6109 MS-6109C | |
| 1300i, AAV, 40KW | 05/92 → 09/97 | SP-839 | MD-130 | SP-2024 | MS-6109 MS-6109C | |
| | 10/97 → 08/98 | SP-839 | MD-130 | SP-2060 | MS-6109 MS-6109C | |
| 1400i 16V, AFH, 74KW | 08/93 → 09/97 | SP-839 | MD-9482 | SP-2024 | MS-6109 MS-6109C | |
| | 10/97 → 08/98 | SP-839 | MD-9482 | SP-2060 | MS-6109 MS-6109C | |
| 1400i, ABD,AEX,AKV,APQ, 44KW | 05/92 → 08/98 | SP-839 | MD-130 | SP-2024 | MS-6109 MS-6109C | |

SEAT

Ibiza II (93-99)








| | | | | | |
|------------------------------|---------------|---------|---------|---------|---------------------|
| 1600i, 1F, 55KW | 05/94 → 09/97 | SP-978 | MD-9208 | SP-2024 | MS-6109 MS-6109C |
| | 10/97 → 08/98 | SP-978 | MD-9208 | SP-2060 | MS-6109 MS-6109C |
| 1600i, ABU/AEE, 55 KW | 05/92 → 09/97 | SP-839 | MD-130 | SP-2024 | MS-6109 MS-6109C |
| | 10/97 → 09/98 | SP-839 | MD-130 | SP-2060 | MS-6109 MS-6109C |
| 1600i, AFT, 74KW | 03/96 → 09/97 | SP-978 | MD-130 | SP-2024 | MS-6109 MS-6109C |
| | 10/97 → 08/98 | SP-978 | MD-130 | SP-2060 | MS-6109 MS-6109C |
| 1800i GTi 16V, ADL, 95KW | 11/93 → 08/98 | SP-812 | MD-9208 | SP-2024 | MS-6109 MS-6109C |
| 1800i, ACC, ABS, ADZ, 66KW | 05/92 → 09/97 | SP-812 | MD-9208 | SP-2024 | MS-6109 MS-6109C |
| | 10/97 → 08/98 | SP-812 | MD-9208 | SP-2060 | MS-6109 MS-6109C |
| 1900 D/SDI, 1Y, AEF, 47/50KW | 02/97 → 08/98 | SP-915 | MD-9208 | SP-972 | MS-6109 MS-6109C |
| | 03/93 → 01/97 | SP-915 | MD-9208 | SP-972 | MS-6109 MS-6109C |
| 1900 TD, AAZ, 55KW | 03/93 → 08/98 | SP-915 | MD-9208 | SP-972 | MS-6109 MS-6109C |
| 1900 TDI, 66KW | 08/96 → 08/99 | SP-1120 | MD-9208 | SP-972 | MS-6109 MS-6109C |
| 1900 TDI, AFN, 81KW | 09/96 → 08/98 | SP-1078 | MD-9208 | SP-972 | MS-6109 MS-6109C |
| 2000i 16V, ABF, 110KW | 08/96 → 09/97 | SP-978 | MD-9208 | SP-2024 | MS-6109 MS-6109C |
| | 10/97 → 08/98 | SP-978 | MD-9208 | SP-2060 | MS-6109 MS-6109C |
| 2000i, AGG, 2E, 85KW | 05/92 → 08/98 | SP-812 | MD-9208 | SP-2024 | MS-6109 MS-6109C |

Ibiza III (99-02)




| | | | | | |
|-------------------------------|---------------|---------|---------|---------|---------------------|
| 1000i ,ALD,NV,ST,VZ,37 KW | 08/99 → 02/02 | SP-1135 | MD-9560 | SP-2060 | MS-6109 MS-6109C |
| 1400i ,AEX, 44 KW | 08/99 → 02/02 | SP-1135 | MD-9560 | SP-2060 | MS-6109 MS-6109C |
| 1400i 16V, AFH, 74 KW | 08/99 → 02/02 | SP-1066 | MD-9482 | SP-2060 | MS-6109 MS-6109C |
| 1400i 16V, APE, 55 KW | 08/99 → 02/02 | SP-1066 | MD-130 | SP-2060 | MS-6109 MS-6109C |
| 1600 16V, APF,AZD,77 KW | 02/00 → 02/02 | SP-1135 | MD-8040 | SP-2060 | MS-6109 MS-6109C |
| 1600i 16V, Eng:AEH,KL,PF,74KW | 09/99 → 02/02 | SP-978 | MD-9710 | SP-2060 | MS-6109 MS-6109C |
| 1600i, AEE,ALM, 55 KW | 09/99 → 12/00 | SP-1066 | MD-130 | SP-2060 | MS-6109 MS-6109C |
| 1800i, 114/115 KW | 09/99 → 02/02 | SP-1137 | MD-9710 | SP-2060 | MS-6109 MS-6109C |
| 1900 SDI, AGP, AQP, 50 KW | 09/99 → 02/02 | MD-355 | MD-9710 | SP-1111 | MS-6109 MS-6109C |
| 1900 TDI, AHU, ALH, ALK, 66KW | 09/99 → 02/02 | MD-355 | MD-9710 | SP-1111 | MS-6109 MS-6109C |
| 1900 TDI, ASK,ASV, 81KW | 09/99 → 02/02 | MD-355 | MD-9710 | SP-1111 | MS-6109 MS-6109C |

Ibiza IV (02-)

|  |  |  OIL |  AIR |  FUEL |  CABIN |  OTHER |
|---|--|--|--|---|--|--|
| SEAT | | | | | | |
| Ibiza IV (02-) | | | | | | |
| 1200 12V , AZQ,BME,47 KW | 10/05 → | MD-427 | MD-9624 | SP-2137/1 | MS-6216 MS-6216C | |
| Comments: SP-2137/1: With int. pressure regulator 3 bar | | | | | | |
| 1200 12V, AZQ,BME,47 KW | 02/02 → | MD-427 | MD-9624 | SP-2137 | MS-6216 MS-6216C | |
| Comments: SP-2137: Without integrated pressure regulator | | | | | | |
| 1200 12V, BXV,51 KW | 06/06 → 12/09 | MD-427 | MD-9624 | SP-2156 | MS-6216 MS-6216C | |
| 1200 6V, BBM, 40 KW | 06/07 → 12/09 | MD-427 | MD-8050 | SP-2156 | MS-6216 MS-6216C | |
| 1400 16V, BBY, BKY, 55 KW | 02/02 → 12/09 | MD-437 | MD-8040 | SP-2137 | MS-6216 MS-6216C | |
| Comments: SP-2137: Without integrated pressure regulator | | | | | | |
| | 10/05 → | MD-437 | MD-8040 | SP-2137/1 | MS-6216 MS-6216C | |
| Comments: SP-2137/1: With int. pressure regulator 3 bar | | | | | | |
| 1400 16V, BXW 63 KW | 06/06 → 12/09 | SP-1135 | MD-8358 | SP-2156 | MS-6216 MS-6216C | |
| 1400 16V,AUB, BBZ, 74 KW | 02/02 → 12/09 | SP-1135 | MD-8040 | SP-2137 | MS-6216 MS-6216C | |
| Comments: SP-2137: Without integrated pressure regulator | | | | | | |
| | 10/05 → | SP-1135 | MD-8040 | SP-2137/1 | MS-6216 MS-6216C | |
| Comments: SP-2137/1: With int. pressure regulator 3 bar | | | | | | |
| 1400 TDI, AMF,55 KW | 05/05 → | MD-437 | MD-9768 | SP-1292 | MS-6216 MS-6216C | |
| | 02/02 → 04/05 | MD-437 | MD-9768 | SP-1255 | MS-6216 MS-6216C | |
| 1400 TDI, BMS, BNV, 59 KW | 06/05 → | MD-437 | MD-9768 | SP-1292 | MS-6216 MS-6216C | |
| 1400 TDI, BNM,51 KW | 06/05 → 12/09 | MD-437 | MD-9768 | SP-1292 | MS-6216 MS-6216C | |
| 1600 16V, BAH, 74 KW | 02/03 → 12/09 | SP-1135 | MD-9482 | SP-2137 | MS-6216 MS-6216C | |
| Comments: SP-2137: Without integrated pressure regulator | | | | | | |
| | 10/05 → | SP-1135 | MD-9482 | SP-2137/1 | MS-6216 MS-6216C | |
| Comments: SP-2137/1: With int. pressure regulator 3 bar | | | | | | |
| 1600 16V, BTS, 77 KW | 09/06 → 12/06 | MD-535 | MD-8358 | SP-2156 | MS-6216 MS-6216C | |
| 1800 T Cupra, BBU,BLZ, 132 KW | 05/04 → 12/09 | SP-978 | MD-9768 | SP-2137 | MS-6216 MS-6216C | |
| 1800 T, 20V FR, BJX,BKV, 110 KW | 02/04 → 12/09 | SP-978 | MD-9768 | SP-2137 | MS-6216 MS-6216C | |
| 1900 SDI, ASY,47 KW | 02/02 → 12/09 | MD-437 | MD-9768 | SP-1255 | MS-6216 MS-6216C | |
| 1900 TDI , ATD, AXR, BMT,74 KW | 02/02 → 05/05 | MD-437 | MD-9768 | SP-1255 | MS-6216 MS-6216C | |
| | 06/05 → 12/09 | MD-437 | MD-9768 | SP-1305 | MS-6216 MS-6216C | |
| 1900 TDI Cupra , ATD, BPX, BUK,118 KW | 05/04 → 05/05 | MD-437 | MD-9768 | SP-1255 | MS-6216 MS-6216C | |
| Comments: MD-437: Chassis no. to 6L_5_999999 | | | | | | |
| 1900 TDI Cupra, ATD, BPX, BUK,118 KW | 06/05 → 12/09 | MD-355 | MD-9768 | SP-1305 | MS-6216 MS-6216C | |
| Comments: MD-355: From chassis no. 6L_6_000001 | | | | | | |
| 1900 TDI, ASZ,BLT, 96 KW | 02/02 → 05/05 | MD-437 | MD-9768 | SP-1255 | MS-6216 MS-6216C | |
| | 06/05 → 12/09 | MD-437 | MD-9768 | SP-1305 | MS-6216 MS-6216C | |

|  |  |  OIL |  AIR |  FUEL |  CABIN |  OTHER |
|---|--|--|--|---|--|--|
| SEAT | | | | | | |
| Ibiza IV (02-) | | | | | | |
| 2000 , AZL, 85 KW | 04/02 → 04/04 | SP-978 | MD-9768 | SP-2060 | MS-6216 MS-6216C | |
| Comments: Engine code AZL/optional extra/fuel ret. system | | | | | | |
| 2000, AZL, BBX,85 KW | 10/05 → | SP-978 | MD-9768 | SP-2137/1 | MS-6216 MS-6216C | |
| Comments: SP-2137/1: With integrated pressure regulator | | | | | | |
| | 10/05 → | SP-978 | MD-9768 | SP-2137 | MS-6216 MS-6216C | |
| Comments: SP-2137: Without int. pressure regulator 3 bar | | | | | | |
| Ibiza V (08-) | | | | | | |
| 1200, BZG, CGPA, 51 KW | 05/08 → 09/10 | MD-427 | MD-8050 | SP-2156 | MS-6216 MS-6216C | |
| | 10/01 → | MD-427 | MD-8050 | SP-2156 | MS-6438 | |
| 1200, CGPB, CHFA, 44 KW | 08/09 → 09/10 | MD-427 | MD-8050 | SP-2156 | MS-6216 MS-6216C | |
| | 10/10 → | MD-427 | MD-8050 | SP-2156 | MS-6438 | |
| 1200TDI, CFWA, 55 KW | 05/10 → 09/10 | | MD-5320 | SP-1292 | MS-6216 MS-6216C | |
| | 10/10 → | | MD-5320 | | MS-6438 | |
| 1200TSI, CBZA, 63 KW | 09/12 → | SP-1373 | MD-5320 | SP-2149 | MS-6438 | |
| 1200TSI, CBZB, 77 KW | 06/10 → 09/10 | SP-1373 | MD-5320 | SP-2149 | MS-6216 MS-6216C | |
| | 10/10 → | SP-1373 | MD-5320 | SP-2149 | MS-6438 | |
| 1400 16V, BXW, CGGB, 63KW | 05/08 → 09/10 | SP-1135 | MD-8358 | SP-2149 | MS-6216 MS-6216C | |
| | 10/10 → | SP-1135 | MD-8358 | SP-2149 | MS-6438 | |
| 1400 FSI FR, CAVF, 110 KW | 06/09 → 05/10 | SP-1350 | MD-5320 | SP-2149 | MS-6216 MS-6216C | |
| | 06/10 → 09/10 | SP-1373 | MD-5320 | SP-2149 | MS-6216 MS-6216C | |
| | 10/10 → | SP-1373 | MD-5320 | SP-2149 | MS-6438 | |
| 1400 TDI, BMS, 59 KW | 07/08 → 07/10 | MD-437 | MD-9768 | SP-1292 | MS-6216 MS-6216C | |
| 1400 TFSI CUPRA, CAVE, 132 KW | 06/09 → 05/10 | SP-1350 | MD-5320 | SP-2149 | MS-6216 MS-6216C | |
| | 06/10 → 09/10 | SP-1373 | MD-5320 | SP-2149 | MS-6216 MS-6216C | |
| | 10/10 → | SP-1373 | MD-5320 | SP-2149 | MS-6438 | |
| 1600 16V, BTS, 77 KW | 05/08 → 09/10 | MD-535 | MD-8358 | SP-2156 | MS-6216 MS-6216C | |
| | 10/10 → | MD-535 | MD-8358 | SP-2156 | MS-6438 | |
| 1600 LPG, CNKA, 60 KW | 05/11 → | | MD-8358 | SP-2156 | MS-6438 | |
| 1600 TDI, CAYA, 55 KW | 05/10 → 09/10 | | MD-5320 | SP-1292 | MS-6216 MS-6216C | |
| | 10/10 → | | MD-5320 | SP-1292 | MS-6438 | |
| 1600 TDI, CAYB, 66 KW | 05/09 → 09/10 | MD-679 | MD-5320 | SP-1292 | MS-6216 MS-6216C | |
| | 10/10 → | MD-679 | MD-5320 | SP-1292 | MS-6438 | |
| 1600 TDI, CAYC, CLNA, 77 KW | 10/10 → | MD-679 | MD-5320 | SP-1292 | MS-6438 | |
| 1600 TDI, CAYC, CLNA, 77KW | 05/09 → 09/10 | MD-679 | MD-5320 | SP-1292 | MS-6216 MS-6216C | |
| 1900 TDI, BLS, 77 KW | 05/08 → 07/10 | MD-437 | MD-9768 | SP-1292 | MS-6216 MS-6216C | |
| 1900 TDI, BXJ, 66 KW | 07/08 → 07/10 | MD-437 | MD-9768 | SP-1292 | MS-6216 MS-6216C | |
| 2000 TDI, CFHD, 105 KW | 01/10 → 09/10 | MD-679 | | SP-1292 | MS-6216 MS-6216C | |
| | 10/10 → | MD-679 | | SP-1292 | MS-6438 | |

|  |  |  OIL |  AIR |  FUEL |  CABIN |  OTHER |
|---|--|--|--|---|--|--|
| SEAT | | | | | | |
| Ibiza V (08-) | | | | | | |
| 2000, CEKA, 85 KW | 09/08 → 09/10 | SP-978 | MD-9768 | SP-2156 | MS-6216 MS-6216C | |
| | 10/10 → | SP-978 | MD-9768 | SP-2156 | MS-6438 | |
| Inca (95-04) | | | | | | |
| 1400i, AEX, 44KW | 11/95 → 08/98 | SP-839 | MD-130 | SP-2024 | MS-6109 MS-6109C | |
| | 08/98 → 05/04 | SP-1066 | MD-130 | SP-2024 | MS-6109 MS-6109C | |
| 1600i, 1F, 55KW | 11/95 → 07/98 | SP-812 | MD-9208 | SP-2024 | MS-6109 MS-6109C | |
| | 08/98 → 10/00 | SP-978 | MD-9208 | SP-2024 | MS-6109 MS-6109C | |
| 1700 D, AHB, 42KW | 09/96 → 02/04 | SP-915 | MD-9208 | SP-972 | MS-6109 MS-6109C | |
| 1900 D/SDI, AEY,AQY,1Y, 47KW | 11/95 → 08/00 | SP-915 | MD-9710 | SP-972 | MS-6109 MS-6109C | |
| | 08/99 → 04/04 | MD-355 | MD-9710 | SP-1111 | MS-6109 MS-6109C | |
| 1900 TDI, AHU, 66KW | 09/96 → 02/04 | SP-915 | MD-9208 | SP-972 | MS-6109 MS-6109C | |
| Leon I (99-) | | | | | | |
| 1400i 16V, AHW, APE, 55 KW | 11/99 → 10/05 | SP-1135 | MD-9482 | SP-2120 | MS-6109 MS-6109C | TR-015 |
| 1600 16V, ATN,AUS,AZD,77 KW | 11/99 → 04/01 | SP-1135 | MD-9482 | SP-2120 | MS-6109 MS-6109C | TR-015 |
| | 05/01 → | SP-1135 | MD-8040 | SP-2120 | MS-6109 MS-6109C | TR-015 |
| | 05/01 → 10/05 | SP-1135 | MD-8040 | SP-2120 | MS-6109 MS-6109C | TR-015 |
| 1600 BFQ, 75 KW | 10/05 → | SP-978 | MD-9422 | SP-2120 | MS-6109 MS-6109C | TR-015 |
| 1600i ,AEH,AKL,APF, 74 KW | 11/99 → 10/05 | SP-978 | MD-9422 | SP-2120 | MS-6109 MS-6109C | TR-015 |
| 1800 20V Cupra R, AMK,154 KW | 01/02 → 10/05 | SP-978 | MD-9422 | SP-2120 | MS-6109 MS-6109C | |
| 1800 20V Cupra R, BAM,165 KW | 05/03 → | SP-978 | MD-9422 | SP-2120 | MS-6109 MS-6109C | |
| 1800i 20V T, APP, 132 KW | 11/99 → 10/05 | SP-978 | MD-9422 | SP-2120 | MS-6109 MS-6109C | |
| 1800i 20V, AGN, APG, 92 KW | 11/99 → 10/05 | SP-978 | MD-9422 | SP-2120 | MS-6109 MS-6109C | |
| 1900 SDI, AQM, 50 KW | 11/98 → 10/02 | MD-355 | MD-9422 | SP-1041 | MS-6109 MS-6109C | |
| | 11/02 → 10/05 | MD-355 | MD-9422 | SP-1271 | MS-6109 MS-6109C | |
| 1900 TDI, AGR,ALH, 66 KW | 11/99 → 10/02 | MD-355 | MD-9422 | SP-1041 | MS-6109 MS-6109C | |
| 1900 TDI, AHF,ASV, 81 KW | 11/02 → 10/05 | MD-355 | MD-9422 | SP-1271 | MS-6109 MS-6109C | |
| 1900 TDI, AHF,ASV,81 KW | 11/99 → 10/02 | MD-355 | MD-9422 | SP-1041 | MS-6109 MS-6109C | |
| 1900 TDI, ARL,110 KW | 03/01 → 10/05 | MD-355 | MD-9422 | SP-1041 | MS-6109 MS-6109C | |
| 1900 TDI, ASZ, 96 KW | 03/03 → 10/05 | MD-355 | MD-9422 | SP-1041 | MS-6109 MS-6109C | |
| 1900 TDI,AXR, 74 KW | 10/05 → | MD-355 | MD-9422 | SP-1041 | MS-6109 MS-6109C | |
| 1900TDI, AGR,ALH, 66 KW | 11/02 → 10/05 | MD-355 | MD-9422 | SP-1271 | MS-6109 MS-6109C | |

|  |  |  OIL |  AIR |  FUEL |  CABIN |  OTHER |
|---|--|--|--|---|--|--|
| SEAT | | | | | | |
| Leon I (99-) | | | | | | |
| 2800 VR6 Cubra 4, AUE,150 KW | 02/01 → 10/05 | MD-355 | MD-9422 | SP-2120 | MS-6109 MS-6109C | |
| Leon II (05-) | | | | | | |
| 1200 TSI, CBZB, 77 KW | 02/10 → | SP-1373 | MD-5226 | SP-2149 | MS-6274 MS-6274C | |
| 1400 TSI, CAYC, 92KW | 09/07 → 05/08 | MD-535 | MD-5226 | SP-2149 | MS-6274 MS-6274C | |
| | 06/08 → 05/10 | SP-1350 | MD-5226 | SP-2149 | MS-6274 MS-6274C | |
| Comments: SP-1350: From chassis no. 1P_8_119 001 | | | | | | |
| | 06/10 → | SP-1373 | MD-5226 | SP-2149 | MS-6274 MS-6274C | |
| Comments: SP-1373: From chassis no. 1P_8_119 001 | | | | | | |
| 1400i, BXW,CGGB, 63 KW | 06/06 → | SP-1135 | MD-8358 | SP-2156 | MS-6274 MS-6274C | |
| 1600 TDI, CAYB, 66 KW | 11/10 → | MD-679 | MD-8060 | MD-613 | MS-6274 MS-6274C | |
| 1600 TDI, CAYC, 77 KW | 12/09 → | MD-679 | MD-8060 | MD-613 | MS-6274 MS-6274C | |
| 1600, BSE, BSF, 75 KW | 08/05 → | SP-978 | MD-5226 | SP-2137/1 | MS-6274 MS-6274C | |
| Comments: SP-2137/1: With int. pressure regulator 3 bar | | | | | | |
| | 10/05 → | SP-978 | MD-5226 | SP-2156 | MS-6274 MS-6274C | |
| 1800 Turbo FSI, BYT/BZB, 118KW | 08/07 → | SP-1356 | MD-5226 | SP-2149 | MS-6274 MS-6274C | |
| 1900 TDI, BKC, BLS, BXE, 77 KW | 08/05 → | MD-437 | MD-8060 | MD-539 | MS-6274 MS-6274C | |
| Comments: MD-539: Housing 1K01 27400J(M+H) | | | | | | |
| | 08/05 → | MD-437 | MD-8060 | MD-615 | MS-6274 MS-6274C | |
| Comments: MD-615: Housing 1K01 27400K(M+H) | | | | | | |
| | 08/05 → | MD-437 | MD-8060 | MD-613 | MS-6274 MS-6274C | |
| Comments: MD-613: Housing 3C01 27400C UFI | | | | | | |
| 1900 TDi, BXF, 66 KW | 07/07 → | MD-437 | MD-8060 | MD-615 | MS-6274 MS-6274C | |
| Comments: MD-615: Housing 1K01 27400(M+H) | | | | | | |
| | 07/07 → | MD-437 | MD-8060 | MD-539 | MS-6274 MS-6274C | |
| Comments: MD-539: Housing 1K01 27400J(M+H) | | | | | | |
| | 07/07 → | MD-437 | MD-8060 | MD-613 | MS-6274 MS-6274C | |
| Comments: MD-613: Housing 3C01 27400C(M+H) | | | | | | |
| 2000 FSI, BLR/BLY/BVY/BVZ,110 KW | 08/05 → | MD-573 | MD-5226 | SP-2149 | MS-6274 MS-6274C | |
| 2000 T FSI FR, BWA,147 KW | 11/05 → | MD-573 | MD-8284 | SP-2149 | MS-6274 MS-6274C | |
| 2000 T FSI, BWA, 136 KW | 06/06 → 06/09 | MD-573 | MD-8284 | SP-2149 | MS-6274 MS-6274C | |
| 2000 T FSI, CCZB, 155 KW | 07/09 → | SP-1356 | MD-8060 | SP-2149 | MS-6274 MS-6274C | |
| 2000 TDI, AZV, 100 KW | 08/05 → | MD-437 | MD-8060 | MD-539 | MS-6274 MS-6274C | |
| Comments: MD-539: Housing 1K01 27400J(M+H) | | | | | | |
| | 08/05 → | MD-437 | MD-8060 | MD-615 | MS-6274 MS-6274C | |
| Comments: MD-615: Housing 1K01 27400K(M+H) | | | | | | |
| | 08/05 → | MD-437 | MD-8060 | MD-613 | MS-6274 MS-6274C | |
| Comments: MD-613: Housing 3C01 27400C UFI | | | | | | |

SEAT

Leon II (05-)

| | | | | | |
|--|---------|--------|---------|---------|---------------------|
| 2000 TDI, BKD,BMM, 103 KW | 08/05 → | MD-437 | MD-8060 | MD-539 | MS-6274 MS-6274C |
| Comments: MD-539: Housing 1K01 27400J(M+H) | | | | | |
| | 08/05 → | MD-437 | MD-8060 | MD-615 | MS-6274 MS-6274C |
| Comments: MD-615: Housing 1K01 27400(M+H) | | | | | |
| | 08/05 → | MD-437 | MD-8060 | MD-613 | MS-6274 MS-6274C |
| Comments: MD-613: Housing 3C01 27400C UFI | | | | | |
| 2000 TDI, BMN, 125 KW | 01/06 → | MD-437 | MD-8060 | | MS-6274 MS-6274C |
| Comments: MD-437: Engine code CEGA | | | | | |
| | 01/06 → | MD-437 | MD-8060 | MD-615 | MS-6274 MS-6274C |
| Comments: MD-615: Housing 1K01 27400(M+H) | | | | | |
| | 01/06 → | MD-437 | MD-8060 | MD-539 | MS-6274 MS-6274C |
| Comments: MD-539: Housing 1K01 27400J(M+H) | | | | | |
| | 01/06 → | MD-437 | MD-8060 | MD-613 | MS-6274 MS-6274C |
| Comments: MD-613: Housing 3C01 27400C UFI | | | | | |
| 2000 TFSI CUPRA R, CDLA, 195 KW | 07/09 → | MD-573 | | SP-2149 | MS-6274 MS-6274C |
| 2000 TFSI CUPRA, BWJ, CDLD, 177 KW | 11/06 → | MD-573 | | SP-2149 | MS-6274 MS-6274C |

Leon III (12-)

| | | | | | |
|-----------------------------|---------|---------|--|--|--|
| 1200 TSi, CJZA, 77 KW | 11/12 → | SP-1384 | | | |
| 1200 TSi, CJZB, 63 KW | 11/12 → | SP-1384 | | | |
| 1400 TSi, CHPA CPTA, 103 KW | 11/12 → | SP-1384 | | | |
| 1400 TSi, CMBA, 90 KW | 11/12 → | SP-1384 | | | |
| 1600 TDi, CLHA, 77 KW | 11/12 → | | | | |
| 1600 TDi, CLHB, 66 KW | 11/12 → | | | | |
| 1600 TDi, CRKB, 81 KW | 11/12 → | | | | |
| 1800 TSi, CJSA, 132 KW | 02/13 → | | | | |
| 2000 TDi, CKFC CRMB, 110 KW | 11/12 → | | | | |
| 2000 TDi, CRVA, 81 KW | 11/12 → | | | | |
| 2000 TDi, CRVC, 105 KW | 11/12 → | | | | |
| 2000 TDi, CUPA, 135 KW | 11/12 → | | | | |

Malaga (84-93)

| | | | | | |
|-----------------------------|---------------|--------|---------|---------|--|
| 1200, 021A, 44 KW | 05/84 → 09/93 | SP-812 | MD-508 | FF-010 | |
| 1200i, 021C, 52 KW | 01/86 → 09/93 | SP-812 | MD-9068 | SP-2003 | |
| 1500, 021A, 63 KW | 05/84 → 09/93 | SP-812 | MD-508 | FF-010 | |
| 1500i, 021D, 66 KW | 01/86 → 09/93 | SP-812 | MD-9068 | SP-2003 | |
| 1700D BOSCH, 022A, 40-42 KW | 05/84 → 09/93 | SP-907 | MD-9454 | SP-966 | |
| 1700D CAV, 022A, 40-42 KW | 05/84 → 09/93 | SP-907 | MD-9454 | MD-093 | |

Marbella (87-98)








| | | | | | |
|------------------------|---------------|--------|--------|---------|--|
| 850, 08NCA, 25-32 KW | 01/87 → 12/93 | SP-927 | MD-244 | FF-010 | |
| 900, 09NCA, 29 KW | 01/87 → 12/96 | SP-927 | MD-244 | FF-010 | |
| 900i Kat, 08NCB, 30 KW | 01/97 → 10/98 | SP-927 | MD-130 | SP-2003 | |

Mii (11-)

| | | | | | |
|-------------------------------------|---------|---------|---------|--|---------|
| 1000 Ecofuel Ecomotive, CPGA, 50 KW | 11/12 → | SP-1384 | MD-8630 | | MS-6448 |
| 1000, CHYA, 44 KW | 12/11 → | SP-1384 | MD-8630 | | MS-6448 |
| 1000, CHYB, 55 KW | 12/11 → | SP-1384 | MD-8630 | | MS-6448 |

Ronda (82-86)

| | | | | | |
|------------------------------|---------------|--------|---------|--------|--|
| 1200 Mot. Fiat, 124B6, 47 KW | 01/82 → 05/84 | SP-907 | MD-024 | FF-010 | |
| 1200 Mot. Porsche, 48 KW | 05/84 → 12/86 | SP-812 | MD-508 | FF-010 | |
| 1200, 021A, 44 KW | 01/82 → 05/84 | SP-907 | MD-214 | FF-010 | |
| 1600, 022A, 68-70 KW | 01/82 → 05/84 | SP-907 | MD-024 | FF-010 | |
| 1700D BOSCH, 022A, 41 KW | 07/82 → 12/86 | SP-907 | MD-9454 | SP-966 | |
| 1700D CAV, 022A, 40 KW | 07/82 → 12/86 | SP-907 | MD-9454 | MD-093 | |

|  |  |  OIL |  AIR |  FUEL |  CABIN |  OTHER |
|---|--|--|--|---|--|--|
| SEAT | | | | | | |
| Terra (87-96) | | | | | | |
| 1300D, MN, 35 KW | 04/90 → 12/95 | SP-915 | MD-9432 | SP-973 | | |
| 1400D, 1W, 35 KW | 04/90 → 12/95 | SP-915 | MD-9432 | SP-972 | | |
| 900, 09NCA, 29 KW | 07/87 → 12/96 | SP-927 | MD-244 | FF-010 | | |
| Toledo I (91-99) | | | | | | |
| 1600, EZ, 54 KW | 03/91 → 08/94 | SP-812 | MD-9208 | FF-007 | MS-6121 | |
| 1600i, 1F, 52-55KW | 03/91 → 02/99 | SP-812 | MD-9208 | SP-2003 | MS-6121 | |
| 1600i, AFT, 74KW | 10/96 → 02/99 | SP-978 | MD-9210 | SP-2003 | MS-6121 | |
| 1800i 8V, ADZ, 66 KW | 03/91 → 08/94 | SP-812 | MD-9208 | SP-2003 | MS-6121 | |
| 1800i 16V, KR, 98 KW | 03/91 → 08/94 | SP-812 | MD-9210 | SP-2020 | MS-6121 | |
| 1900D, 1Y, 47/50KW | 03/91 → 02/99 | SP-915 | MD-9208 | SP-972 | MS-6121 | |
| 1900TD, AAZ, 55KW | 09/94 → 02/99 | SP-980 | MD-9208 | SP-972 | MS-6121 | |
| 1900TDI, AFN, 81KW | 11/96 → 02/99 | SP-980 | MD-9208 | SP-972 | MS-6121 | |
| 1900TDI, AHU, 1Z, 66KW | 09/94 → 02/99 | SP-1120 | MD-9208 | SP-972 | MS-6121 | |
| 2000i 16V, ABF, 110 KW | 03/91 → 02/99 | SP-978 | MD-9208 | SP-2003 | MS-6121 | |
| 2000i 8V, AGG, 85 KW | 03/91 → 02/99 | SP-812 | MD-9208 | SP-2003 | MS-6121 | |
| Toledo II (99-06) | | | | | | |
| 1400 16V, AHW, 55 KW | 07/99 → 05/06 | SP-1135 | MD-9482 | SP-1112 | MS-6109 MS-6109C | |
| 1600 16V, AZD, AUS, 77 KW | 10/00 → 04/01 | SP-1135 | MD-9482 | SP-2120 | MS-6109 MS-6109C | |
| | 05/01 → 05/06 | SP-1135 | MD-8040 | SP-2120 | MS-6109 MS-6109C | |
| 1600i, AEH, AKL, 74 KW | 03/99 → 12/00 | SP-978 | MD-9422 | SP-2120 | MS-6109 MS-6109C | |
| 1800 20V T, AUQ 132 KW | 07/02 → 05/06 | SP-978 | MD-9422 | SP-2120 | MS-6109 MS-6109C | |
| 1800i 20V, AGN, APG, 92 KW | 03/99 → 05/06 | SP-978 | MD-9422 | SP-2120 | MS-6109 MS-6109C | |
| 1900 SDI, AQM, 50 KW | 03/99 → 10/02 | MD-355 | MD-9422 | SP-1041 | MS-6109 MS-6109C | |
| | 11/02 → 05/06 | MD-355 | MD-9422 | SP-1271 | MS-6109 MS-6109C | |
| 1900 TDI, AGR, ALH, 66 KW | 11/02 → 05/06 | MD-355 | MD-9422 | SP-1271 | MS-6109 MS-6109C | |
| 1900 TDI, AGR,ALH, 66 KW | 03/99 → 10/02 | MD-355 | MD-9422 | SP-1041 | MS-6109 MS-6109C | |
| 1900 TDI, AHF, ASV, 81 KW | 03/99 → 05/06 | MD-355 | MD-9422 | SP-1041 SP-1271 | MS-6109 MS-6109C | |
| 1900 TDI, AHF,ASV, 81 KW | 03/99 → 05/06 | MD-355 | MD-9422 | SP-1041 SP-1271 | MS-6109 MS-6109C | |
| 1900 TDI, ARL, 110 KW | 03/01 → 05/06 | MD-355 | MD-9422 | SP-1041 | MS-6109 MS-6109C | |
| 1900 TDI, ASZ, 96 KW | 03/03 → 05/06 | MD-355 | MD-9422 | SP-1041 | MS-6109 MS-6109C | |
| 2300 V5 20V, AQN, 125 KW | 10/00 → 05/06 | MD-437 | MD-9422 | SP-2120 | MS-6109 MS-6109C | |
| 2300i V5, AGZ, 110 KW | 03/99 → 05/01 | MD-437 | MD-9422 | SP-2120 | MS-6109 MS-6109C | |
| Toledo III (04-) | | | | | | |
| 1400 TSI, CAXA, 92KW | 09/07 → | MD-535 | MD-5226 | SP-2149 | MS-6274 MS-6274C | |
| 1600, BGU/BSE/BSF, 75 KW | 11/04 → | SP-978 | MD-5226 | SP-2137 | MS-6274 MS-6274C | |
| | 10/05 → | SP-978 | MD-5226 | SP-2156 | MS-6274 MS-6274C | |
| 1800 Turbo FSI, BYT/BZB, 118KW | 01/07 → | SP-1356 | MD-8060 | SP-2149 | MS-6274 MS-6274C | |

SEAT

Toledo III (04-)

| | | | | | |
|--|---------|--------|---------|---------|---------------------|
| 1900 TDI, 77 KW | 11/04 → | MD-437 | MD-8060 | MD-539 | MS-6274 MS-6274C |
| Comments: MD-539: Housing 1K01 27400K(M+H) | | | | | |
| | 11/04 → | MD-437 | MD-8060 | MD-615 | MS-6274 MS-6274C |
| Comments: MD-615: Housing 1K01 27400C/E/J(M+H) | | | | | |
| | 11/04 → | MD-437 | MD-8060 | MD-613 | MS-6274 MS-6274C |
| Comments: MD-615: Housing 3C01 27400C UFI | | | | | |
| 2000 FSI,BLR/BLY/BVY/BVZ, 110 KW | 11/04 → | MD-573 | MD-5226 | SP-2149 | MS-6274 MS-6274C |
| 2000 T FSI, AXX, BWA, 147 KW | 05/06 → | MD-573 | MD-8284 | SP-2149 | MS-6274 MS-6274C |
| 2000 TDI, 103 KW | 11/04 → | MD-437 | MD-8060 | MD-539 | MS-6274 MS-6274C |
| Comments: MD-539: Housing 1K01 27400K(M+H) | | | | | |
| | 11/04 → | MD-437 | MD-8060 | MD-615 | MS-6274 MS-6274C |
| Comments: MD-615: Housing 1K01 27400C/E/J(M+H) | | | | | |
| | 11/04 → | MD-437 | MD-8060 | MD-613 | MS-6274 MS-6274C |
| Comments: MD-613: Housing 3C01 27400C UFI | | | | | |
| 2000 TDI, AZV,100 KW | 11/04 → | MD-437 | MD-8060 | MD-615 | MS-6274 MS-6274C |
| Comments: MD-615: Housing 1K01 27400C/E/J(M+H) | | | | | |
| | 11/04 → | MD-437 | MD-8060 | MD-539 | MS-6274 MS-6274C |
| Comments: MD-539: Housing 1K01 27400K(M+H) | | | | | |
| | 11/04 → | MD-437 | MD-8060 | MD-613 | MS-6274 MS-6274C |
| Comments: MD-613: Housing 3C01 27400C UFI | | | | | |
| 2000 TDI, BMN, 125 KW | 01/06 → | MD-437 | MD-8060 | MD-615 | MS-6274 MS-6274C |
| Comments: MD-615: Housing 1K01 27400C/E/J(M+H) | | | | | |
| | 01/06 → | MD-437 | MD-8060 | MD-539 | MS-6274 MS-6274C |
| Comments: MD-539: Housing 1K01 27400K(M+H) | | | | | |
| | 01/06 → | MD-437 | MD-8060 | MD-613 | MS-6274 MS-6274C |
| Comments: MD-613: Housing 3C01 27400C UFI | | | | | |

Toledo IV (12-)








| | | | | | |
|----------------------------|---------|---------|---------|---------|--|
| 1200 TSI, CBZA, 63 KW | 10/12 → | SP-1373 | MD-5320 | SP-2149 | |
| 1200 TSI, CBZB, 77 KW | 10/12 → | SP-1373 | MD-5320 | SP-2149 | |
| 1200, CGPC, 55 KW | 10/12 → | MD-427 | MD-8050 | SP-2156 | |
| 1400 TSI, CAXA, 90 KW | 10/12 → | SP-1373 | MD-5320 | SP-2149 | |
| 1600 MPI, CFNA, 77 KW | 10/12 → | SP-1373 | MD-8358 | SP-2156 | |
| 1600 TDI, CAYB, 66 KW | 10/12 → | MD-679 | MD-5320 | SP-1292 | |
| 1600 TDI, CAYC CLNA, 77 KW | 10/12 → | MD-679 | MD-5320 | SP-1292 | |








SKODA

Citigo (11-)

| | | | | | |
|--------------------------------|---------|---------|---------|--|---------|
| 1000 CNG GreenTec, CPGA, 50 KW | 11/12 → | SP-1384 | MD-8630 | | MS-6448 |
| 1000, CHVA, 44 KW | 12/11 → | SP-1384 | MD-8630 | | MS-6448 |
| 1000, CHVB, 55 KW | 12/11 → | SP-1384 | MD-8630 | | MS-6448 |

Fabia I 6Y2/6Y3/6Y5 (99-)

|  |  |  OIL |  AIR |  FUEL |  CABIN |  OTHER |
|---|--|--|--|---|--|--|
| SKODA | | | | | | |
| Fabia I 6Y2/6Y3/6Y5 (99-) | | | | | | |
| 1000,ARV,AQV,ATY, 37 KW | 09/99 → 10/02 | SP-1123 | MD-8050 | SP-2137/1 | MS-6216 MS-6216C | |
| Comments: From chassis no.F6Y_1_247001/F6Y_1X016201 | | | | | | |
| | 09/99 → 10/02 | SP-1123 | MD-8050 | SP-2137/1 | MS-6216 MS-6216C | |
| Comments: SP-2137/1: With int. pressure regulator 3 bar | | | | | | |
| | 09/99 → 10/02 | SP-1123 | MD-8050 | SP-2137 | MS-6216 MS-6216C | |
| Comments: From chassis no.F6Y_1_247001/F6Y_1X016201 | | | | | | |
| | 09/99 → 10/02 | SP-1123 | MD-8050 | SP-2137 | MS-6216 MS-6216C | |
| Comments: SP-2137: With integrated pressure regulator | | | | | | |
| | 09/99 → 10/02 | SP-1123 | MD-8050 | SP-2060 | MS-6216 MS-6216C | |
| Comments: Chassis no.to F6Y_1_247000/F6Y_1X016200 | | | | | | |
| 1200 (6Y2,6Y3,6Y5), AWY, BMD,40 KW | 08/02 → | MD-427 | MD-8050 | SP-2137 | MS-6216 MS-6216C | |
| Comments: MD-8050: Engine code BMD | | | | | | |
| | 08/02 → | MD-427 | MD-8034 | SP-2060 | MS-6216 MS-6216C | |
| Comments: SP-2060: Eng.code AWY | | | | | | |
| | 08/02 → | MD-427 | MD-8050 | SP-2137/1 | MS-6216 MS-6216C | |
| Comments: SP-2137/1: Eng. code BMD, with int. pr. reg. 3 bar | | | | | | |
| | 08/02 → | MD-427 | MD-8050 | SP-2137 | MS-6216 MS-6216C | |
| Comments: SP-2137: Eng code BMD, without int. pr. reg. | | | | | | |
| | 08/02 → | MD-427 | MD-8050 | SP-2156 | MS-6216 MS-6216C | |
| Comments: SP-2156: Eng code BMD, with int. pr. reg. 4 bar | | | | | | |
| 1200 12V, AZQ,BME, 47 KW | 01/03 → | MD-427 | MD-9624 | SP-2137/1 | MS-6216 MS-6216C | |
| Comments: SP-2137/1: With int. pr. reg. 3 bar | | | | | | |
| | 01/03 → | MD-427 | MD-9624 | SP-2137 | MS-6216 MS-6216C | |
| Comments: SP-2137: Without integrated pressure regulator | | | | | | |
| | 01/03 → | MD-427 | MD-9624 | SP-2156 | MS-6216 MS-6216C | |
| Comments: SP-2156: With integrated pressure regulator 4 bar | | | | | | |
| 1400 AZE, AZF, 44 KW | 06/00 → 10/02 | SP-1123 | MD-8050 | SP-2137/1 | MS-6216 MS-6216C | |
| Comments: From chassis no. F6Y_1-247001/F6Y_1X0162001 | | | | | | |
| | 06/00 → 10/02 | SP-1123 | MD-8050 | SP-2137/1 | MS-6216 MS-6216C | |
| Comments: SP-2137/1: With int. pressure regulator 3 bar | | | | | | |
| | 06/00 → 10/02 | SP-1123 | MD-8050 | SP-2137 | MS-6216 MS-6216C | |
| Comments: SP-2137: Without integrated pressure regulator | | | | | | |
| | 06/00 → 10/02 | SP-1123 | MD-8050 | SP-2137 | MS-6216 MS-6216C | |
| Comments: From chassis no.F6Y_1_247001/F6Y_1X016201 | | | | | | |
| | 06/00 → 10/02 | SP-1123 | MD-8050 | SP-2060 | MS-6216 MS-6216C | |
| Comments: Chassis no. to F6Y_1_247000/F6Y_1X016200 | | | | | | |
| 1400 TDI, AMF,BAY, 55 KW | 04/03 → 10/05 | MD-437 | MD-9768 | SP-1255 | MS-6216 MS-6216C | |
| 1400 TDI, BMS, BNV, 58 KW | 09/05 → | MD-437 | MD-8050 | SP-1292 | MS-6216 MS-6216C | |
| 1400 TDI, BNM, 51 KW | 09/05 → | MD-437 | MD-8050 | SP-1292 | MS-6216 MS-6216C | |

|  |  |  OIL |  AIR |  FUEL |  CABIN |  OTHER |
|---|--|--|--|---|--|--|
| SKODA | | | | | | |
| Fabia I 6Y2/6Y3/6Y5 (99-) | | | | | | |
| 1400i 16V, AUA, BBY,BKY, 55 KW | 09/99 → | SP-1135 | MD-8040 | SP-2137/1 | MS-6216 MS-6216C | |
| Comments: SP-2137/1: With int. pressure regulator 3 bar | | | | | | |
| | 09/99 → | SP-1135 | MD-8040 | SP-2137 | MS-6216 MS-6216C | |
| Comments: SP-2137: Without integrated pressure regulator | | | | | | |
| 1400i 16V, BUD, 59 KW | 06/06 → | SP-1135 | | | MS-6216 MS-6216C | |
| 1400i AME, AQE, AQW, ATZ, 50 KW | 09/99 → 01/03 | SP-1123 | MD-8050 | SP-2137/1 | MS-6216 MS-6216C | |
| Comments: From chassis no.F6Y_1_247001/F6Y_1X | | | | | | |
| | 09/99 → 01/03 | SP-1123 | MD-8050 | SP-2137/1 | MS-6216 MS-6216C | |
| Comments: SP-2137/1: With int. pressure regulator 3 bar | | | | | | |
| | 09/99 → 01/03 | SP-1123 | MD-8050 | SP-2137 | MS-6216 MS-6216C | |
| Comments: SP-2137: Without integrated pressure regulator | | | | | | |
| | 09/99 → 01/03 | SP-1123 | MD-8050 | SP-2137 | MS-6216 MS-6216C | |
| Comments: From chassis no.F6Y_1_247001/F6Y_1X016201 | | | | | | |
| | 09/99 → 01/03 | SP-1123 | MD-8050 | SP-2060 | MS-6216 MS-6216C | |
| Comments: SP-2060: Chassis no. to F6Y_1247000/F6Y_1X016200 | | | | | | |
| 1400i AUB/ BBZ, 74 KW | 09/99 → 09/05 | SP-1123 | MD-8040 | SP-2137/1 | MS-6216 MS-6216C | |
| Comments: SP-2137/1: Without integrated pressure regulator | | | | | | |
| | 09/99 → 09/05 | SP-1123 | MD-8040 | SP-2137 | MS-6216 MS-6216C | |
| Comments: SP-2137: With int. pressure regulator 3 bar | | | | | | |
| 1900 SDI,ASY, 47 KW | 09/99 → | MD-437 | MD-9768 | SP-1255 | MS-6216 MS-6216C | |
| 1900 TDI RS,ASZ, 96 KW | 09/03 → | MD-437 | MD-9768 | SP-1255 | MS-6216 MS-6216C | |
| Comments: chassis no. to 6Y-5-391 600 | | | | | | |
| | 09/03 → | MD-437 | MD-9768 | SP-1305 | MS-6216 MS-6216C | |
| Comments: chassis no. from 6Y-5-391 601 | | | | | | |
| 1900 TDI, ATD,74 KW | 09/99 → | MD-437 | MD-9768 | SP-1255 | MS-6216 MS-6216C | |
| Comments: chassis no. to 6Y-5-391 600 | | | | | | |
| | 09/99 → | MD-437 | MD-9768 | SP-1305 | MS-6216 MS-6216C | |
| Comments: chassis no. from 6Y-5-391 601 | | | | | | |
| 2000, AQY, AZL, 85 KW | 09/99 → | | MD-9768 | SP-2137/1 | MS-6216 MS-6216C | |
| Comments: From chassis no. F6Y_1_247 001/F6Y_1X016201 | | | | | | |
| | 09/99 → | | MD-9768 | SP-2137/1 | MS-6216 MS-6216C | |
| Comments: SP-2137/1: With int. pressure regulator 3 bar | | | | | | |
| | 09/99 → | | MD-9768 | SP-2137 | MS-6216 MS-6216C | |
| Comments: From chassis no. F6Y_1_247 001/F6Y_1X016201 | | | | | | |
| | 09/99 → | | MD-9768 | SP-2137 | MS-6216 MS-6216C | |
| Comments: SP-2137: Without integrated pressure regulator | | | | | | |
| | 09/99 → | | MD-9768 | SP-2060 | MS-6216 MS-6216C | |
| Comments: Chassis no.to F6Y_1_24700/F6Y_1X016200 | | | | | | |
| Fabia II 5J6/5J9 (07-) | | | | | | |
| 1200 12V, BBM, 44KW | 02/07 → 07/10 | MD-427 | MD-8050 | SP-2156 | MS-6216 MS-6216C | |
| | 08/10 → | MD-427 | MD-8050 | SP-2156 | MS-6438 | |

SKODA

Fabia II 5J6/5J9 (07-)

| | | | | | |
|---------------------------|---------------|-------------------|---------|---------|---------------------|
| 1200 12V, BZG, CEVA, 51KW | 02/07 → 07/10 | MD-427 | MD-8050 | SP-2156 | MS-6216 MS-6216C |
| | 08/10 → | MD-427 | MD-8050 | SP-2156 | MS-6438 |
| 1200 TDI, CFWA, 55 KW | 03/10 → 07/10 | | | | MS-6216 MS-6216C |
| | 08/10 → | | | | MS-6438 |
| 1200 TSI, CBZA, 63 KW | 03/10 → 07/10 | SP-1373 | | SP-2149 | MS-6216 MS-6216C |
| | 08/10 → | SP-1373 | | SP-2149 | MS-6438 |
| 1200 TSI, CBZB, 77 KW | 03/10 → 07/10 | SP-1373 | | SP-2149 | MS-6216 MS-6216C |
| | 08/10 → | SP-1373 | | SP-2149 | MS-6438 |
| 1400 16V, BXW, 63KW | 02/07 → 07/10 | SP-1135 | MD-8358 | SP-2156 | MS-6216 MS-6216C |
| | 08/10 → | SP-1135 | MD-8358 | SP-2156 | MS-6438 |
| 1400 TDI, BNM, 51 KW | 02/07 → 04/10 | MD-437 | MD-9768 | SP-1292 | MS-6216 MS-6216C |
| 1400 TDI, BNV,BMS, 59 KW | 02/07 → 04/10 | MD-437 | MD-9768 | SP-1292 | MS-6216 MS-6216C |
| 1400 TSI RS, CAVE, 132 KW | 06/10 → 07/10 | SP-1350 | | SP-2149 | MS-6216 MS-6216C |
| | 08/10 → | SP-1350 | | SP-2149 | MS-6438 |
| 1600 16V, BTS, CFNA, 77KW | 02/07 → 07/10 | MD-535 SP-1373 | MD-8358 | SP-2156 | MS-6216 MS-6216C |

Comments: SP-1373: Engine code CFNA.

| | | | | | |
|--|---------|-------------------|---------|---------|---------|
| | 08/10 → | MD-535 SP-1373 | MD-8358 | SP-2156 | MS-6438 |
|--|---------|-------------------|---------|---------|---------|

Comments: SP-1373: Engine code CFNA.

| | | | | | |
|---------------------------|---------------|--------|---------|---------|---------------------|
| 1600 TDI, CAYA, 55 KW | 03/10 → 07/10 | MD-679 | MD-5320 | SP-1292 | MS-6216 MS-6216C |
| | 08/10 → | MD-679 | MD-5320 | SP-1292 | MS-6438 |
| 1600 TDI, CAYB, 66 KW | 03/10 → 07/10 | MD-679 | MD-5320 | SP-1292 | MS-6216 MS-6216C |
| | 08/10 → | MD-679 | MD-5320 | SP-1292 | MS-6438 |
| 1600 TDI, CAYC, 77 KW | 03/10 → 07/10 | MD-679 | MD-5320 | SP-1292 | MS-6216 MS-6216C |
| | 08/10 → | MD-679 | MD-5320 | SP-1292 | MS-6438 |
| 1900 TDI, BLS, BSW, 77 KW | 02/07 → 04/10 | MD-437 | MD-9768 | SP-1305 | MS-6216 MS-6216C |

Favorit/Favorit Pickup (89-97)

| | | | | | |
|-----------------------|---------------|---------|--------|---------|--|
| 1300, 136L, 45 KW | 10/90 → 10/94 | SP-1072 | MD-042 | FF-007 | |
| 1300, 43 KW | 05/89 → 10/94 | SP-1072 | MD-042 | FF-007 | |
| 1300, 781.135, 42 KW | 12/91 → 07/97 | SP-1072 | MD-042 | FF-007 | |
| 1300, 781.135, 43 KW | 12/91 → 10/94 | SP-1072 | MD-042 | FF-007 | |
| 1300, 781.135, 44 KW | 10/90 → 10/94 | SP-1072 | MD-042 | FF-007 | |
| 1300, 781.135E, 40 KW | 01/90 → 07/97 | SP-1072 | MD-042 | FF-007 | |
| 1300i, 136B, 50 KW | 01/94 → 07/97 | SP-1072 | MD-130 | SP-2024 | |

Felicia (94-01)

| | | | | | |
|---------------------------|---------------|---------|---------|---------|---------|
| 1300i, 135B, AMG, 40 KW | 10/94 → 08/01 | SP-1072 | MD-130 | SP-2024 | MS-6174 |
| 1300i, 135L/AMJ, 43 KW | 10/94 → 08/01 | SP-1072 | MD-130 | SP-2024 | MS-6174 |
| 1300i, 136B/M, AMH, 50 KW | 10/94 → 08/01 | SP-1072 | MD-130 | SP-2024 | MS-6174 |
| 1600i, AEE, 55 KW | 08/94 → 08/01 | SP-839 | MD-9208 | SP-2024 | MS-6174 |
| 1900D, AEF, 47 KW | 08/96 → 08/01 | SP-1065 | MD-9208 | SP-972 | MS-6174 |

Forman (91-95)

| | | | | | |
|------------------------|---------------|--------|--------|---------|--|
| 1300, 781.135, 44 KW | 12/91 → 07/95 | SP-892 | MD-130 | FF-007 | |
| 1300, OHC, 45 KW | 08/91 → 07/95 | SP-850 | MD-054 | FF-007 | |
| 1300i, 136 B, 50 KW | 03/93 → 07/95 | SP-892 | MD-130 | SP-2024 | |
| 1300i, 781.135E, 40 KW | 11/92 → 07/95 | SP-892 | MD-054 | SP-2024 | |

MB 1000 (64-69)

|  |  |  OIL |  AIR |  FUEL |  CABIN |  OTHER |
|---|--|--|--|---|--|--|
| SKODA | | | | | | |
| MB 1000 (64-69) | | | | | | |
| 1000, 710/721990/721, 27-35 KW | 01/64 → 12/69 | MD-079 | MD-634 | FF-009 | | |
| MB 1100 (68-69) | | | | | | |
| 1100, 715/723, 35 KW | 01/68 → 12/69 | MD-079 | MD-634 | FF-009 | | |
| Octavia I (96-10) | | | | | | |
| 1400 AME, 50 KW | 01/00 → 07/04 | SP-1123 | MD-9422 | SP-2120 | MS-6109 MS-6109C | |
| 1400, AMD, 44 KW | 04/99 → 07/04 | SP-1123 | MD-9422 | SP-2120 | MS-6109 MS-6109C | |
| 1400i, AXP, BCA, 55 KW | 09/00 → 07/04 | SP-1123 | MD-130 | SP-2120 | MS-6109 MS-6109C | |
| 1600i, AEE, 55 KW | 09/96 → 11/00 | SP-1135 | MD-130 | SP-2120 | MS-6109 MS-6109C | |
| 1600i, AEH/AFT/AKL, 74 KW | 05/97 → 11/00 | SP-978 | MD-9422 | SP-2120 | MS-6109 MS-6109C | |
| 1600i, AVU, BFQ, 75 KW | 09/00 → 12/07 | SP-978 | MD-9422 | SP-2120 | MS-6109 MS-6109C | |
| 1800i 20V, AGN, 92 KW | 09/96 → 09/04 | SP-978 | MD-9422 | SP-2120 | MS-6109 MS-6109C | |
| 1800i T RS, AUQ, 132 KW | 01/01 → 02/06 | SP-978 | MD-9422 | SP-2120 | MS-6109 MS-6109C | |
| 1800i T, AEB,AGU,ARX,AUM, 110 KW | 08/97 → 09/04 | SP-978 | MD-9422 | SP-2120 | MS-6109 MS-6109C | |
| 1900 SDI, AEY, 47 KW | 09/96 → 09/04 | MD-355 | MD-9422 | SP-1041 | MS-6109 MS-6109C | |
| 1900 SDI,AGP, AQM, 50 KW | 06/97 → 09/04 | MD-355 | MD-9422 | SP-1041 | MS-6109 MS-6109C | |
| 1900 TDI, AGR, ALH, 66 KW | 09/96 → 12/10 | MD-355 | MD-9422 | SP-1041 | MS-6109 MS-6109C | |
| 1900 TDI, AHF, ASV, 81 KW | 05/97 → 02/06 | MD-355 | MD-9422 | SP-1041 | MS-6109 MS-6109C | |
| 1900 TDI, ASZ, 96 KW | 02/03 → 09/04 | MD-355 | MD-9422 | SP-1041 | MS-6109 MS-6109C | |
| 1900 TDI, ATD, 74 KW | 09/00 → 09/04 | MD-355 | MD-9422 | SP-1041 | MS-6109 MS-6109C | |
| 2000 ATF, 88 KW | 01/00 → 09/04 | SP-978 | MD-9422 | SP-2120 | MS-6109 MS-6109C | |
| 2000i, AEG, APK, AQY, AZH, 85 KW | 04/99 → 09/04 | SP-978 | MD-9422 | SP-2120 | MS-6109 MS-6109C | |
| Octavia II (04-) | | | | | | |
| 1200 TSI, CBZB, 77 KW | 02/10 → | SP-1373 | MD-5226 | SP-2149 | MS-6274 MS-6274C | |
| 1400 16V, BCA, 55 KW | 05/04 → 06/06 | SP-1135 | MD-8040 | SP-2137 | MS-6274 MS-6274C | |
| Comments: SP-2137: Without integrated pressure regulator | | | | | | |
| | 05/04 → 06/06 | SP-1135 | MD-8040 | SP-2156 | MS-6274 MS-6274C | |
| Comments: SP-2156: With int. pressure regulator 4 bar | | | | | | |
| 1400 16V, BUD, 59 KW | 06/06 → | SP-1135 | MD-5226 | | MS-6274 MS-6274C | |
| 1400 TSI, CAXA, 90 KW | 11/08 → 06/10 | SP-1350 | MD-5226 | SP-2149 | MS-6274 MS-6274C | |
| | 07/10 → | SP-1373 | MD-5226 | SP-2149 | MS-6274 MS-6274C | |
| 1600 16V, BGU/BSE/BSF, 75 KW | 05/04 → | SP-978 | MD-5226 | SP-2137 | MS-6274 MS-6274C | |
| Comments: SP-2137: Without integrated pressure regulator | | | | | | |
| | 05/04 → | SP-978 | MD-5226 | SP-2156 | MS-6274 MS-6274C | |
| Comments: SP-2156: With int. pressure regulator 4 bar | | | | | | |

SKODA

Octavia II (04-)

| | | | | | |
|---|---------------|---------|---------|---------|---------------------|
| 1600 FSI, BLF, 85 KW | 05/04 → 11/08 | MD-535 | MD-8248 | SP-2149 | MS-6274 MS-6274C |
| 1600 TDI, CAYC, 77 KW | 06/09 → | MD-679 | MD-8060 | MD-613 | MS-6274 MS-6274C |
| 1800 TFSI, BYT, BZB, CDAA, CDAB, 118 KW | 03/07 → | SP-1356 | MD-8060 | SP-2149 | MS-6274 MS-6274C |
| 1800 TSI, CDAB, 112 KW | 03/09 → | SP-1356 | MD-8060 | SP-2149 | MS-6274 MS-6274C |
| 1900 TDI, BJB, BKC,BLS, 77 KW | 04/06 → | MD-437 | MD-8060 | MD-615 | MS-6274 MS-6274C |

Comments: MD-615: Housing 1K01 27400K(M+H)

| | | | | | |
|--|---------|--------|---------|--------|---------------------|
| | 04/06 → | MD-437 | MD-8060 | MD-539 | MS-6274 MS-6274C |
|--|---------|--------|---------|--------|---------------------|

Comments: MD-539: Housing 1K01 27400C/E/J(M+H)

| | | | | | |
|--|---------|--------|---------|--------|---------------------|
| | 09/05 → | MD-437 | MD-8060 | MD-613 | MS-6274 MS-6274C |
|--|---------|--------|---------|--------|---------------------|

Comments: MD-613: Housing 3C01 27400C UFI

| | | | | | |
|---------------------------|---------------|--------|---------|---------|---------------------|
| 2000 FSI, BLR/BVX, 110 KW | 12/04 → 11/08 | MD-573 | MD-5226 | SP-2149 | MS-6274 MS-6274C |
|---------------------------|---------------|--------|---------|---------|---------------------|

| | | | | | |
|----------------------------|---------------|--------|---------|---------|---------------------|
| 2000 RS, BWA, CCZA ,147 KW | 09/05 → 10/08 | MD-573 | MD-8284 | SP-2149 | MS-6274 MS-6274C |
|----------------------------|---------------|--------|---------|---------|---------------------|

| | | | | | |
|---------------------------|---------|-------------------|--------------------|---------|---------------------|
| 2000 RS, BWA, CCZA,147 KW | 11/08 → | MD-573 SP-1356 | MD-8284 MD-8060 | SP-2149 | MS-6274 MS-6274C |
|---------------------------|---------|-------------------|--------------------|---------|---------------------|

Comments: Engine Code CCZA use SP-1356, MD-8060

| | | | | | |
|-------------------------|---------|--------|---------|--------|---------------------|
| 2000 TDI RS,BMN, 125 KW | 07/06 → | MD-437 | MD-8060 | MD-615 | MS-6274 MS-6274C |
|-------------------------|---------|--------|---------|--------|---------------------|

Comments: MD-615: Housing 1K01 27400K(M+H)

| | | | | | |
|--|---------|--------|---------|--------|---------------------|
| | 07/06 → | MD-437 | MD-8060 | MD-613 | MS-6274 MS-6274C |
|--|---------|--------|---------|--------|---------------------|

Comments: MD-613: Housing 3C01 27400C UFI

| | | | | | |
|-------------------------------|---------|--------|---------|--------|---------------------|
| 2000 TDI, AZV,BKD,BMM, 103 KW | 05/04 → | MD-437 | MD-8060 | MD-539 | MS-6274 MS-6274C |
|-------------------------------|---------|--------|---------|--------|---------------------|

Comments: MD-539: Housing 1K01 27400C/E/J(M+H)

| | | | | | |
|--|---------|--------|---------|--------|---------------------|
| | 04/04 → | MD-437 | MD-8060 | MD-615 | MS-6274 MS-6274C |
|--|---------|--------|---------|--------|---------------------|

Comments: MD-615: Housing 1K01 27400K(M+H)

| | | | | | |
|--|---------|--------|---------|--------|---------------------|
| | 09/05 → | MD-437 | MD-8060 | MD-613 | MS-6274 MS-6274C |
|--|---------|--------|---------|--------|---------------------|

Comments: MD-613: Housing 3C01 27400C UFI

| | | | | | |
|----------------------------|---------|--------|---------|--------|---------------------|
| 2000 TDI, CLCA, CFHF, 81Kw | 03/10 → | MD-679 | MD-8060 | MD-613 | MS-6274 MS-6274C |
|----------------------------|---------|--------|---------|--------|---------------------|

Comments: MD-613 only Engine code CFHF.








Octavia III (13-)

| | | | | | |
|-----------------------------|---------|---------|--|--|--|
| 1200 TSI, CJZA, 77 KW | 01/13 → | SP-1384 | | | |
| 1200 TSI, CJZB, 63 KW | 01/13 → | SP-1384 | | | |
| 1400 TSI, CHPA, 103 KW | 01/13 → | SP-1384 | | | |
| 1400 TSI, CMBA, 90 KW | 01/13 → | SP-1384 | | | |
| 1600 TDI, CLHA, 77 KW | 01/13 → | | | | |
| 1600 TDI, CLHB, 66 KW | 01/13 → | | | | |
| 1800 TSI, CJSA CJSB, 132 KW | 01/13 → | | | | |
| 2000 TDI, CKFB, 105 KW | 01/13 → | | | | |
| 2000 TDI, CKFC, 110 KW | 01/13 → | | | | |
| 2000 TDI, CRVA, 81 KW | 01/13 → | | | | |

Praktik (07-)

| | | | | | |
|---------------------------|---------------|---------|---------|---------|---------------------|
| 1200 12V, BZG, CEVA, 51KW | 06/07 → 07/10 | MD-427 | MD-8050 | SP-2156 | MS-6216 MS-6216C |
| | 08/10 → | MD-427 | MD-8050 | SP-2156 | MS-6438 |
| 1400 16V, BXW, 63KW | 06/07 → 07/10 | SP-1135 | MD-8358 | SP-2156 | MS-6216 MS-6216C |
| | 08/10 → | SP-1135 | MD-8358 | SP-2156 | MS-6438 |

|  |  |  OIL |  AIR |  FUEL |  CABIN |  OTHER |
|---|--|--|--|---|--|--|
| SKODA | | | | | | |
| Praktik (07-) | | | | | | |
| 1400 TDI, BNM, 51 KW | 06/07 → 07/10 | MD-437 | MD-9768 | SP-1292 | MS-6216 MS-6216C | |
| | 08/10 → | MD-437 | MD-9768 | SP-1292 | MS-6438 | |
| 1400 TDI, BNV,BMS, 59 KW | 06/07 → 07/10 | MD-437 | MD-9768 | SP-1292 | MS-6216 MS-6216C | |
| | 08/10 → | MD-437 | MD-9768 | SP-1292 | MS-6438 | |
| Rapid I (83-91) | | | | | | |
| 1200 120G, 43KW | 02/83 → 12/90 | SP-1072 | MD-196 | | | |
| 1300 130G, 39KW | 08/87 → 10/91 | SP-1072 | MD-196 | | | |
| 1300 130G, 742,13, 45KW | 03/85 → 08/88 | SP-1072 | MD-196 | | | |
| 1300 S 135 L, GL, 135/8,43KW | 09/84 → 12/90 | SP-1072 | MD-196 | | | |
| Rapid II (NA2) (11-) | | | | | | |
| 1600 TDi, CLNA, 77 KW | 11/11 → | | MD-5320 | | MS-6216 MS-6216C | |
| 1600, CLSA, 77 KW | 11/11 → | SP-1373 | | SP-2156 | MS-6216 MS-6216C | |
| Rapid III (NH3) (12-) | | | | | | |
| 1200 MPI, CGPC, 55 KW | 10/12 → | MD-427 | MD-8050 | SP-2156 | MS-6438 | |
| 1200 TSI, CBZA, 63 KW | 10/12 → | SP-1371 | MD-5320 | SP-2149 | MS-6438 | |
| 1200 TSI, CBZB, 77 KW | 10/12 → | SP-1373 | MD-5320 | SP-2149 | MS-6438 | |
| 1400 TSI, CAXA, 90 KW | 10/12 → | SP-1373 | MD-5320 | SP-2149 | MS-6438 | |
| 1600 MPI, CFNA, 77 KW | 10/12 → | SP-1373 | MD-8358 | SP-2156 | MS-6438 | |
| 1600 TDI, CAYB, 66 KW | 10/12 → | MD-679 | MD-5320 | SP-1292 | MS-6438 | |
| 1600 TDI, CAYC CLNA, 77 KW | 10/12 → | MD-679 | MD-5320 | SP-1292 | MS-6438 | |
| Roomster (06-) | | | | | | |
| 1200 12V, BME, 47 KW | 06/06 → 04/10 | MD-427 | MD-9624 | SP-2156 | MS-6216 MS-6216C | |
| 1200 12V, BZG, CGPA, 51 KW | 02/07 → 07/10 | MD-427 | MD-9624 | SP-2156 | MS-6216 MS-6216C | |
| | 08/10 → | MD-427 | MD-9624 | SP-2156 | MS-6438 | |
| 1200 TDI, CFWA, 55 KW | 03/10 → 07/10 | | MD-5320 | SP-1292 | MS-6216 MS-6216C | |
| | 08/10 → | | MD-5320 | SP-1292 | MS-6438 | |
| 1200 TSI, CBZA, 63 KW | 03/10 → 07/10 | SP-1373 | MD-5320 | SP-2149 | MS-6216 MS-6216C | |
| | 08/10 → | SP-1373 | MD-5320 | SP-2149 | MS-6438 | |
| 1200 TSI, CBZB, 77 KW | 03/10 → 07/10 | SP-1373 | MD-5320 | SP-2149 | MS-6216 MS-6216C | |
| | 08/10 → | SP-1373 | MD-5320 | SP-2149 | MS-6438 | |
| 1400 16V, BXW, 63 KW | 06/06 → 07/10 | SP-1135 | MD-8358 | SP-2156 | MS-6216 MS-6216C | |
| | 08/10 → | SP-1135 | MD-8358 | SP-2156 | MS-6438 | |
| 1400 TDI, BNM, 51 KW | 06/06 → 04/10 | MD-437 | MD-9768 | SP-1292 | MS-6216 MS-6216C | |
| 1400 TDI, BNV, 59 KW | 06/06 → 04/10 | MD-437 | MD-9768 | SP-1292 | MS-6216 MS-6216C | |
| 1600 16V, BTS, 77 KW | 06/06 → 07/10 | MD-535 | MD-8358 | SP-1292 | MS-6216 MS-6216C | |
| 1600 16V, BTS, CFNA, 77 KW | 08/10 → | MD-535 SP-1373 | MD-8358 | SP-1292 | MS-6438 | |
| Comments: SP-1373: Engine code CFNA. | | | | | | |
| 1600 TDI, CAYB, 66 KW | 03/10 → 07/10 | MD-679 | MD-5320 | SP-1292 | MS-6216 MS-6216C | |
| | 08/10 → | MD-679 | MD-5320 | SP-1292 | MS-6438 | |
| 1600 TDI, CAYC, 77 KW | 03/10 → 07/10 | MD-679 | MD-5320 | SP-1292 | MS-6216 MS-6216C | |
| | 08/10 → | MD-679 | MD-5320 | SP-1292 | MS-6438 | |
| 1900 TDI, AXR, 74 KW | 06/06 → 04/10 | MD-437 | MD-9768 | SP-1305 | MS-6216 MS-6216C | |

|  |  |  OIL |  AIR |  FUEL |  CABIN |  OTHER |
|---|--|--|--|---|--|--|
| SKODA | | | | | | |
| Roomster (06-) | | | | | | |
| 1900 TDI, BLS/ BSW, 77 KW | 06/06 → 04/10 | MD-437 | MD-9768 | SP-1305 | MS-6216 MS-6216C | |
| S100 - S130 (69-91) | | | | | | |
| 1000-1200 | 01/70 → 12/90 | MD-079 | MD-196 | FF-009 | | |
| 1300, 39-46 KW | 05/88 → 10/91 | SP-850 | MD-196 | FF-009 | | |
| Superb I 3U (01-08) | | | | | | |
| 1800 20V T, AWT, 110 KW | 09/01 → 09/08 | SP-980 | MD-9090 | SP-2003 | MS-6109 MS-6109C | TR-019 |
| 1900 TDI, AVB, 74 KW | 09/01 → 09/08 | MD-355 | MD-9090 | SP-1041 | MS-6109 MS-6109C | TR-019 |
| Comments: from chassis no. 3U-3-018 402 | | | | | | |
| | 09/01 → 09/08 | MD-355 | MD-9090 | SP-1264 | MS-6109 MS-6109C | TR-019 |
| 1900 TDI, AWX,AVF, 96 KW | 09/01 → 09/08 | MD-355 | MD-9090 | SP-1041 | MS-6109 MS-6109C | TR-019 |
| Comments: from chassis no. 3U-3-018 402 | | | | | | |
| | 09/01 → 09/08 | MD-355 | MD-9090 | SP-1264 | MS-6109 MS-6109C | TR-019 |
| Comments: chassis no. to 3U-3-018 401 | | | | | | |
| 1900 TDi, BPZ, 85 KW | 02/07 → 09/08 | MD-355 | MD-9090 | SP-1041 | MS-6109 MS-6109C | TR-019 |
| 1900 TDI, BSV, 77 KW | 09/05 → 09/08 | MD-355 | MD-9090 | SP-1041 | MS-6109 MS-6109C | TR-019 |
| 2000 TDI, BSS, 103 KW | 09/05 → 09/08 | MD-355 | MD-9090 | SP-1041 | MS-6109 MS-6109C | TR-019 |
| 2000 TDI, BWW, 91 KW | 03/06 → 09/08 | MD-355 | MD-9090 | SP-1041 | MS-6109 MS-6109C | TR-019 |
| 2000i, AZM, 85 KW | 09/01 → 09/08 | SP-978 | MD-9090 | SP-2003 | MS-6109 MS-6109C | TR-019 |
| 2500 V6 TDI, AYM, 114 KW | 09/01 → 09/08 | MD-391 | MD-9472 | SP-1241 | MS-6109 MS-6109C | TR-019 |
| | 09/01 → 09/08 | MD-391 | MD-9090 | SP-1241 | MS-6109 MS-6109C | TR-019 |
| Comments: MD-9090: Export model to Scandinavia | | | | | | |
| 2500 V6 TDI, BDG, 120 KW | 06/03 → 09/08 | MD-391 | MD-9472 | SP-1241 | MS-6109 MS-6109C | TR-019 |
| | 06/03 → 09/08 | MD-391 | MD-9090 | SP-1241 | MS-6109 MS-6109C | TR-019 |
| Comments: MD-9090: Export model to Scandinavia | | | | | | |
| 2800 V6, AMX, BBG, 142 KW | 09/01 → 09/08 | SP-979 | MD-9090 | SP-2003 | MS-6109 MS-6109C | TR-019 |
| Superb II 3T (08-) | | | | | | |
| 1400 TSI, CAXC, 92 KW | 07/08 → | MD-535 | MD-5226 | SP-2149 | MS-6274 MS-6274C | |
| | 07/08 → 06/10 | MD-535 SP-1350 | MD-5226 | SP-2149 | MS-6274 MS-6274C | |
| Comments: MD-535: Filter element partly/or | | | | | | |
| | 07/10 → | MD-535 SP-1373 | MD-5226 | SP-2149 | MS-6274 MS-6274C | |
| Comments: MD-535: Filter element partly/or | | | | | | |
| 1600 TDI, CAYC, 77 KW | 09/10 → | MD-679 | MD-8060 | MD-613 | MS-6274 MS-6274C | |
| 1800 TSI, BZB,CDAA,CDAB, 118 KW | 07/08 → | SP-1356 | MD-8060 | SP-2149 | MS-6274 MS-6274C | |
| 1900 TDI, BLS, BXE, 77 KW | 07/08 → | MD-437 | MD-8060 | MD-613 | MS-6274 MS-6274C | |
| 2000 TDI, BKD,BMP,CFFB,CLJA, 103 KW | 07/08 → | MD-437 | MD-8060 | MD-613 | MS-6274 MS-6274C | |
| Comments: MD-437 eng. BKD/BMP. MD-613 eng. BKD/BMP/CFFB | | | | | | |

SKODA

Superb II 3T (08-)

| | | | | | | |
|-----------------------------|---------|---------|---------|---------|---------------------|--|
| 2000 TDI, CBBB, CFGB,125 KW | 07/08 → | MD-437 | MD-8060 | MD-613 | MS-6274 MS-6274C | |
| Comments: MD-437 eng. CBBB | | | | | | |
| 2000 TFSI, CCZA, 147 KW | 05/10 → | SP-1356 | MD-8060 | SP-2149 | MS-6274 MS-6274C | |
| 3600 FSI V6, CDVA, 191 KW | 11/08 → | MD-437 | MD-8402 | SP-2149 | MS-6274 MS-6274C | |

Yeti (09-)

| | | | | | |
|------------------------------|---------|---------|---------|---------|---------------------|
| 1200 TSI, CBZB, 77 KW | 12/09 → | SP-1373 | MD-5226 | SP-2149 | MS-6274 MS-6274C |
| 1400 TSI, CAXA, 90 KW | 07/10 → | SP-1373 | MD-5226 | SP-2149 | MS-6274 MS-6274C |
| 1600 TDI, CAYC, 77 KW | 11/10 → | MD-679 | MD-8060 | MD-613 | MS-6274 MS-6274C |
| 1800 TSI, CDAA, CDAB, 118 KW | 08/09 → | SP-1356 | MD-8060 | SP-2149 | MS-6274 MS-6274C |
| 2000 TDI, CBDB, CFHC, 103 KW | 08/09 → | MD-437 | MD-8060 | MD-613 | MS-6274 MS-6274C |
| 2000 TDI, CEGA, CFJA, 125 KW | 11/09 → | MD-437 | MD-8060 | MD-613 | MS-6274 MS-6274C |
| 2000 TDI, CFHA, CFHF, 81 KW | 11/09 → | MD-679 | MD-8060 | MD-613 | MS-6274 MS-6274C |

SMART

City CC/Fortwo (07-)

| | | | | | |
|---|---------------|---------|---------|--|----------|
| 1000 Brabus Turbo, M132, 72KW | 04/07 → 08/10 | SP-1335 | MD-8346 | | MS-6379C |
| 1000 Brabus Turbo, M132, 75KW | 09/10 → | SP-1335 | MD-8346 | | MS-6379C |
| 1000 Brabus Ultimate, M132, 88 KW | 04/12 → | SP-1335 | MD-8346 | | MS-6379C |
| 1000 Turbo, M132, 62KW | 03/07 → | SP-1335 | MD-8346 | | MS-6379C |
| 1000, M132, 45KW | 03/07 → | SP-1335 | MD-8346 | | MS-6379C |
| 1000, M132, 52KW | 03/07 → | SP-1335 | MD-8346 | | MS-6379C |
| 800 CDi, OM660, 33KW | 03/07 → | MD-449 | MD-8346 | | MS-6379C |
| 800 CDi, OM660, 40KW | 08/09 → | MD-449 | MD-8346 | | MS-6379C |
| ED, electric drive, Electric Motor, 55 KW | 05/12 → | | | | MS-6379C |

Forfour (04-06)

| | | | | | |
|---------------------------|---------------|---------|---------|---------|----------|
| 1100, M134, 47 KW | 03/05 → 06/06 | SP-1001 | MD-8112 | | MS-6308C |
| 1100, M134, 55 KW | 04/04 → 06/06 | SP-1001 | MD-8112 | | MS-6308C |
| 1300, M135, 70 KW | 04/04 → 06/06 | SP-1001 | MD-8112 | | MS-6308C |
| 1500 Brabus, M122, 130 KW | 05/05 → 06/06 | SP-934 | | | MS-6308C |
| 1500 CDi, OM639, 50 KW | 09/04 → 06/06 | SP-937 | MD-8112 | SP-2138 | MS-6308C |
| 1500 CDi, OM639, 70 KW | 09/04 → 06/06 | SP-937 | MD-8112 | SP-2138 | MS-6308C |
| 1500, M135, 80 KW | 04/04 → 06/06 | SP-1001 | MD-8112 | | MS-6308C |

Fortwo CC (98-07)

| | | | | | |
|------------------------------|---------------|--------|---------|---------|----------|
| 600 Crossblade, M160, 52 KW | 06/02 → 03/07 | MD-449 | MD-5160 | SP-2061 | MS-6182C |
| 600, M160, 45 KW | 01/01 → 01/04 | MD-449 | MD-5160 | SP-2061 | MS-6182C |
| 600, M160,33 KW | 08/98 → 01/04 | MD-449 | MD-5160 | SP-2061 | MS-6182C |
| 600, M160,40 KW | 06/98 → 01/04 | MD-449 | MD-5160 | SP-2061 | MS-6182C |
| 700, M160, 37 KW | 01/03 → 03/07 | MD-449 | MD-5160 | SP-2061 | MS-6182C |
| 700, M160, 45 KW | 01/03 → 03/07 | MD-449 | MD-5160 | SP-2061 | MS-6182C |
| 700, M160, 55 KW | 01/03 → 03/07 | MD-449 | MD-5160 | SP-2061 | MS-6182C |
| 800 CDi, (OM660 DE8LA),30 KW | 11/99 → 03/07 | MD-449 | MD-5160 | SP-1272 | MS-6182C |

Roadster/ R.Coupe (03-05)

| | | | | | |
|-----------------------------|---------------|--------|---------|---------|----------|
| 700 (racing edition), 66 KW | 07/05 → 12/05 | MD-449 | MD-5160 | SP-2061 | MS-6308C |
| 700 Brabus, 74 KW | 12/03 → 12/05 | MD-449 | MD-5160 | SP-2061 | MS-6308C |
| 700, 45 KW | 04/03 → 12/05 | MD-449 | MD-5160 | SP-2061 | MS-6308C |
| 700, 60 KW | 04/03 → 12/05 | MD-449 | MD-5160 | SP-2061 | MS-6308C |

SSANGYONG

Actyon (07-)

SSANGYONG

Actyon (07-)

| | | | | | | |
|------------------|---------|--------|---------|--------------------|---------|--|
| 2000 Xdi, 104 KW | 01/07 → | MD-341 | MD-8492 | SP-1263 SP-1385 | MS-6434 | |
|------------------|---------|--------|---------|--------------------|---------|--|

Comments: SP-1263: With water drain screw, SP-1385: With water sensor connection.

| | | | | | | |
|------------------|---------|--|---------|--------|---------|--|
| 2000 Xdi, 114 KW | 09/11 → | | MD-8492 | MD-701 | MS-6434 | |
| 2300, 110 KW | 04/07 → | | MD-8492 | | MS-6434 | |

Istana (95-)

| | | | | | | |
|-----------------------------|---------|------------------|--|---------|--|--|
| 2900 Diesel, MB0M662, 72 KW | 07/95 → | MD-491 MD-249 | | SP-1038 | | |
|-----------------------------|---------|------------------|--|---------|--|--|

Comments: MD-249: Partly/or

Korando (88-)

| | | | | | | |
|--------------------|---------------|--------|---------|-------------------|---------|--|
| 2000i, 94 KW | 05/97 → | MD-341 | MD-9998 | | MS-6356 | |
| 2200D, DC23, 50KW | 12/88 → 12/96 | MD-249 | MD-9458 | SP-1038 | MS-6356 | |
| 2300, 103 KW | 05/97 → | MD-341 | | | | |
| 2300, 105 KW | 01/99 → | MD-341 | | | | |
| 2300, 110 KW | 01/02 → | MD-341 | | | | |
| 2300D, OM601, 58KW | 12/96 → | MD-249 | MD-9458 | SP-1038 | MS-6356 | |
| 2900 TD, 88 KW | 04/98 → 01/99 | MD-249 | | SP-1038 FF-015 | | |

Comments: FF-015: Pre-filter

| | | | | | | |
|--------------------|---------|--------|---------|-------------------|---------|--|
| 2900D, OM662, 72KW | 12/96 → | MD-249 | MD-9556 | SP-1038 FF-015 | MS-6356 | |
|--------------------|---------|--------|---------|-------------------|---------|--|

Comments: FF-015: Pre-filter

| | | | | | | |
|---------------------|---------|--------|---------|---------|---------|--|
| 3200i, M104, 154 KW | 12/96 → | MD-341 | MD-9998 | SP-2003 | MS-6356 | |
|---------------------|---------|--------|---------|---------|---------|--|

KYRON (05-)

| | | | | | | |
|------------------|---------|--------|---------|--------------------|---------|--|
| 2000 Xdi, 104 KW | 02/06 → | MD-341 | MD-8492 | SP-1263 SP-1385 | MS-6434 | |
|------------------|---------|--------|---------|--------------------|---------|--|

Comments: SP-1385: With water sensor connection.

| | | | | | | |
|------------------|---------|--------|---------|--------------------|---------|--|
| 2300, 110 KW | 01/10 → | MD-341 | | | MS-6434 | |
| 2700 Xdi, 121 KW | 05/05 → | MD-341 | MD-8492 | SP-1263 SP-1385 | MS-6434 | |

Comments: SP-1385: With water sensor connection.

| | | | | | | |
|---------------|---------|--------|---------|--|---------|--|
| 3200M, 162 KW | 03/08 → | MD-341 | MD-8492 | | MS-6434 | |
|---------------|---------|--------|---------|--|---------|--|

Musso (95-)

| | | | | | | |
|-------------------------------|---------|--------|---------|---------|---------|--|
| 2000i, E20, 93 KW | 10/96 → | MD-341 | MD-9284 | | MS-6356 | |
| 2300 MB-M111, 110 KW | 04/03 → | MD-431 | | | | |
| 2300D, OM661, 59 KW | 05/96 → | MD-249 | MD-9458 | SP-1038 | MS-6356 | |
| 2300D, OM661, 59 KW Vorfilter | 05/96 → | MD-249 | MD-458 | FF-015 | MS-6356 | |
| 2300i, M111, 103KW | 10/96 → | MD-281 | MD-9364 | SP-2003 | MS-6356 | |
| 2900D, OM662, 73 KW | 01/96 → | MD-249 | MD-9556 | SP-1038 | MS-6356 | |
| 2900D, OM662, 73 KW Vorfilter | 01/96 → | MD-249 | MD-9556 | FF-015 | MS-6356 | |
| 2900TD, OM662, 88 KW | 01/96 → | MD-249 | MD-726 | SP-1038 | MS-6356 | |
| 3200i, M104, 161KW | 03/95 → | MD-281 | MD-9364 | SP-2003 | MS-6356 | |

REXTON (01-)

| | | | | | | |
|----------------------|---------|------------------|--|---------|--------------------|--|
| 2300 TD, OM601,74 KW | 09/01 → | MD-491 MD-249 | | SP-1038 | MS-6357 MS-6358 | |
|----------------------|---------|------------------|--|---------|--------------------|--|

Comments: MD-249: Partly/or, MS-6357: With automatic transmission, MS-6358: With manual transmission.

| | | | | | | |
|-------------------|---------|--------|--|--|--------------------|--|
| 2300, M111,110 KW | 09/01 → | MD-341 | | | MS-6357 MS-6358 | |
|-------------------|---------|--------|--|--|--------------------|--|

Comments: MS-6357: With automatic transmission, MS-6358: With manual transmission.

| | | | | | | |
|------------------|---------|--------|--|--------------------|--|--|
| 2700 Xdi, 118 KW | 03/11 → | MD-341 | | SP-1263 SP-1385 | | |
|------------------|---------|--------|--|--------------------|--|--|

Comments: SP-1263: With water drain screw, SP-1385: With water sensor connection.

| | | | | | | |
|------------------|---------|--------|---------|--------------------|--------------------|--|
| 2700 Xdi, 120 KW | 06/04 → | MD-341 | MD-9308 | SP-1263 SP-1385 | MS-6357 MS-6358 | |
|------------------|---------|--------|---------|--------------------|--------------------|--|








Comments: SP-1263: With water drain screw, SP-1385: With water sensor connection, MS-6357: With automatic transmission, MS-6358: With manual transmission.

| | | | | | | |
|------------------|---------|--------|--|--------------------|--|--|
| 2700 Xdi, 132 KW | 03/11 → | MD-341 | | SP-1263 SP-1385 | | |
|------------------|---------|--------|--|--------------------|--|--|








Comments: SP-1263: With water drain screw, SP-1385: With water sensor connection.

| | | | | | | |
|----------------------|---------|--------|---------|---------|--------------------|--|
| 2900 TD, OM602,88 KW | 08/01 → | MD-491 | MD-9308 | SP-1038 | MS-6358 MS-6357 | |
|----------------------|---------|--------|---------|---------|--------------------|--|

Comments: MS-6357: With automatic transmission, MS-6358: With manual transmission.

|  |  |  OIL |  AIR |  FUEL |  CABIN |  OTHER |
|--|--|--|--|---|--|--|
| SSANGYONG | | | | | | |
| REXTON (01-) | | | | | | |
| 2900 TDS, OM602,107 KW | 02/04 → | MD-491 MD-249 | | SP-1038 | MS-6358 MS-6357 | |
| Comments: MD-249: Parly/or, MS-6357: With automatic transmission, MS-6358: With manual transmission. | | | | | | |
| 3200, M104,161 KW | 09/01 → | MD-341 | | | MS-6357 MS-6358 | |
| Comments: MS-6357: With automatic transmission, MS-6358: With manual transmission. | | | | | | |
| Rodius (05-) | | | | | | |
| 2700 Xdi, 120 KW | 05/05 → | MD-341 | MD-8492 | SP-1263 SP-1385 | | |
| Comments: SP-1263: With water drain screw, SP-1385: With water sensor connection. | | | | | | |
| 3200, 162 KW | 07/07 → | MD-341 | | | | |
| SUBARU | | | | | | |
| BRZ (12-) | | | | | | |
| 2000 16V, FA20, 147 KW | 06/12 → | | MD-9630 | | MS-6273 | |
| Forester (SF) (97-02) | | | | | | |
| 2000 (SF) S-Turbo, EJ20G, 125 KW | 04/99 → 06/00 | SP-1002 | MD-9640 | SP-2059 | MS-6280 | |
| | 07/00 → 03/01 | SP-1002 | MD-9640 | SP-2059 | | |
| 2000 (SF) S-Turbo, EJ20G, 130 KW | 02/01 → 09/02 | SP-1002 | MD-9640 | SP-2059 | | |
| 2000 (SF), EJ20, 90 KW | 08/97 → 06/98 | SP-1002 | MD-9640 | SP-2059 | | |
| | 07/98 → 08/98 | SP-1002 | MD-9692 | SP-2059 | | |
| | 09/98 → 12/98 | SP-1002 | MD-9692 | SP-2059 | MS-6280 | |
| 2000 (SF), EJ20, 92 KW | 06/98 → 06/00 | SP-1002 | MD-9692 MD-9640 | SP-2059 | MS-6280 | |
| | 07/00 → 09/02 | SP-1002 | MD-9692 MD-9640 | SP-2059 | | |
| Forester (SG) (02-08) | | | | | | |
| 2000 (SG) , EJ20, 92 KW | 09/02 → 03/08 | SP-1002 | MD-9692 MD-9640 | SP-2059 | MS-6442 | |
| 2000 (SG) S/XT-Turbo, EJ20G, 130 KW | 09/02 → 03/08 | SP-1002 | MD-9640 | SP-2059 | MS-6442 | |
| 2200 (SG), EJ20, 115 KW | 09/05 → 03/08 | SP-1002 | MD-9692 MD-9640 | SP-2059 | MS-6442 | |
| 2500 (SG) XT-Turbo, EJ25, 155 KW | 09/04 → 03/08 | SP-1002 | MD-9640 | SP-2059 | MS-6442 | |
| 2500 (SG) XT-Turbo, EJ25, 169 KW | 09/05 → 03/08 | SP-1002 | MD-9640 | SP-2059 | MS-6442 | |
| Forester (SH) (08-) | | | | | | |
| 2000 (SH) Diesel, 108 KW | 10/08 → | | MD-8230 | | MS-6409 | |
| 2000 16V (SH), EJ20, FB20, 110 KW | 04/08 → | SP-1002 | MD-8230 | | MS-6409 | |
| Comments: SP-1002: Engine code EJ20. | | | | | | |
| 2500 (SH) X, EJ25, FB25, 126 KW | 06/10 → | SP-1002 | MD-8230 | | MS-6409 | |
| Comments: SP-1002: Engine code EJ25. | | | | | | |
| 2500 (SH) XT, EJ25, 169 KW | 04/08 → | SP-1002 | MD-8230 | | MS-6409 | |
| Forester (SJ) (13-) | | | | | | |
| 2000 (SJ) Diesel, 108 KW | 03/13 → | | MD-8230 | | MS-6409 | |
| 2000 (SJ) XT, 177 KW | 03/13 → | | MD-8230 | | MS-6409 | |
| 2000 (SJ), 110 KW | 03/13 → | | MD-8230 | | MS-6409 | |
| Impreza I (92-00) | | | | | | |
| 1600i 4WD, EJ16, 66 KW | 08/92 → 12/00 | SP-1002 | MD-9640 | SP-2059 | MS-6243 | |
| 1600i, EJ16, 70 KW | 06/98 → 12/00 | SP-1002 | MD-9692 | SP-2059 | MS-6243 | |
| 1600i, EJ16E, 66 KW | 12/96 → 12/00 | SP-1002 | MD-9640 | SP-2059 | MS-6243 | |
| 1800 4WD, EJ18, 76 KW | 08/92 → 07/98 | SP-1002 | MD-9640 | SP-2059 | MS-6243 | |
| | 08/98 → 12/00 | SP-1002 | MD-9692 | SP-2059 | MS-6243 | |
| 2000 Turbo 4WD, EJ20, 155 KW | 12/96 → 12/00 | SP-1002 | MD-9640 | SP-2059 | MS-6243 | |
| 2000 Turbo GT 4WD, EJ20T, 160 KW | 06/98 → 12/00 | SP-1002 | MD-9640 | SP-2059 | MS-6243 | |
| 2000i 4WD, EJ20, 85 KW | 10/95 → 12/00 | SP-1002 | MD-9640 | SP-2059 | MS-6243 | |
| 2000i 4WD, EJ20, 92 KW | 06/98 → 12/00 | SP-1002 | MD-9640 MD-9692 | SP-2059 | MS-6243 | |
| 2000i Turbo, EJ20T, 155 KW | 03/94 → 12/00 | SP-1002 | MD-9640 | SP-2059 | MS-6243 | |
| Impreza II (00-07) | | | | | | |
| 1500 R, 77 KW | 09/06 → 08/07 | SP-1002 | MD-9692 | SP-2059 | MS-6280 | |
| 1600, EJ16, 70 KW | 12/00 → 12/05 | SP-1002 | MD-9692 | SP-2059 | MS-6280 | |

|  |  |  OIL |  AIR |  FUEL |  CABIN |  OTHER |
|---|--|--|--|---|--|--|
| SUBARU | | | | | | |
| Impreza II (00-07) | | | | | | |
| 2000 GX, EJ20, 92KW | 12/00 → 12/05 | SP-1002 | MD-9692 | SP-2059 | MS-6280 | |
| 2000 R, EJ20, 118 KW | 11/05 → 08/07 | SP-1002 | MD-9692 | SP-2059 | MS-6280 | |
| 2000 WRX STi, EJ20T, 195KW | 02/02 → 12/05 | SP-1002 | MD-9640 | SP-2059 | MS-6280 | |
| 2000 WRX STi, EJ20T, 235KW | 07/02 → 12/05 | SP-1002 | MD-9640 | SP-2059 | MS-6280 | |
| 2000 WRX, EJ20T, 160KW | 12/00 → 03/03 | SP-1002 | MD-9640 | SP-2059 | MS-6280 | |
| 2000 WRX, EJ20T, 165KW | 02/03 → 12/05 | SP-1002 | MD-9640 | SP-2059 | MS-6280 | |
| 2500 WRX STi, EJ25, 206 KW | 11/05 → 08/07 | SP-1002 | MD-9640 | SP-2059 | MS-6280 | |
| 2500 WRX, EJ25, 169 KW | 11/05 → 08/07 | SP-1002 | MD-9640 | SP-2059 | MS-6280 | |
| Impreza III (07-) | | | | | | |
| 1500 16V, 79 KW | 09/07 → | SP-1002 | MD-8230 | | MS-6409 | |
| 2000 16V, 110 KW | 09/07 → | SP-1002 | MD-8230 | | MS-6409 | |
| 2000 Diesel, 110 KW | 10/08 → 01/00 | SP-937 | MD-8230 | SP-969 | MS-6409 | |
| 2500 STi, 294 KW | 04/10 → | SP-1002 | MD-8230 | | MS-6409 | |
| 2500 WRX STi, 221 KW | 02/08 → | SP-1002 | MD-8230 | | MS-6409 | |
| 2500, 169 KW | 02/08 → | SP-1002 | MD-8230 | | MS-6409 | |
| Impreza IV (13-) | | | | | | |
| 1600, 84 KW | 03/13 → | | MD-8230 | | MS-6409 | |
| Justy (84-04) | | | | | | |
| 1000, 4WD EF10, 37 KW | 05/87 → 12/94 | SP-1002 | MD-100 | FF-019 | | |
| 1000, 4WD EF10, 40 KW | 11/84 → 12/90 | SP-1002 | MD-100 | FF-019 | | |
| 1000, EF10, 37 KW | 05/87 → 12/94 | SP-1002 | MD-100 | FF-019 | | |
| 1000, EF10, 40 KW | 11/84 → 06/89 | SP-1002 | MD-100 | FF-019 | | |
| 1200, 4WD EF12, 49 KW | 05/87 → 09/95 | SP-1002 | MD-100 | FF-019 | | |
| 1200, EF12, 49 KW | 05/87 → 10/95 | SP-1002 | MD-100 | FF-019 | | |
| 1200, EF12, 50 KW | 10/86 → 12/90 | SP-1002 | MD-100 | FF-019 | | |
| 1200, EF12, 55 KW | 10/90 → 10/95 | SP-1002 | | | | |
| 1300, GX 4WD, EF13, 50 KW | 10/95 → 12/00 | SP-1008 | MD-9872 | | | |
| | 01/01 → 01/04 | SP-1227 | MD-9872 | | | |
| 1300, GX16V, G13B, 63 KW | 01/01 → 01/04 | SP-1002 | | SP-2018 | | |
| Justy G3X (03-) | | | | | | |
| 1300 16V, 69 KW | 12/03 → | SP-1227 | MD-8142 | | MS-6359 | |
| 1300 Turbodiesel CR Z13DT 51Kw | 12/03 → | MD-547 MD-537 | MD-8476 | MD-577 | MS-6359 | |
| Comments: UFI Housing use MD-547, Purflux housing use MD-537 | | | | | | |
| 1500 16V, 73 KW | 12/03 → | SP-1227 | MD-8142 | | MS-6359 | |
| Justy IV (07-) | | | | | | |
| 1000 12V, 1KR-FE, 51 KW | 09/07 → | | MD-9682 | | MS-6378 | |
| 1300, 67 KW | 03/08 → | SP-1227 | MD-8142 | | MS-6378 | |
| Legacy I (88-99) | | | | | | |
| 1600 BC | 10/89 → 06/96 | SP-1006 | MD-9182 | | | |
| 1800i BC2 76KW | 10/89 → 06/96 | SP-1006 | MD-9182 | SP-2059 | | |
| 2000i 85KW BC | 05/90 → 06/96 | SP-1006 | MD-9640 | SP-2059 | | |
| 2000i Turbo 147KW BC | 05/90 → 05/96 | SP-1006 | MD-9640 | SP-2059 | | |
| 2200i 100KW BC7 | 10/89 → 06/96 | SP-1006 | MD-9640 | SP-2059 | | |
| 2200i 94-100KW | 10/89 → 09/97 | SP-1006 | MD-9640 | SP-2059 | | |
| Legacy II (98-04) | | | | | | |
| 1800i BD/BG | 06/96 → 09/97 | SP-1006 | MD-9640 | SP-2059 | | |
| 2000i 85KW BD | 06/96 → 09/97 | SP-1006 | MD-9640 | SP-2059 | | |
| | 09/97 → 03/99 | SP-1006 | MD-9692 | SP-2059 | | |
| 2000i Turbo BD/BG | 06/96 → 01/98 | SP-1006 | MD-9640 | SP-2059 | | |
| 2000i, (BE, BH), 92 KW | 04/99 → 01/03 | SP-1006 | MD-9692 | SP-1280 | | |
| 2200i 94/96KW BD | 09/97 → 01/99 | SP-1006 | MD-9692 | SP-2059 | | |
| 2500i BD/BG 110KW | 06/96 → 08/97 | SP-1006 | MD-9640 | SP-2059 | | |
| 2500i, (BE, BH), 115 KW | 10/98 → 01/03 | SP-1006 | MD-9692 | | MS-6240 | |
| Legacy III (03-) | | | | | | |
| 2000 16V, EJ20, 120 KW | 02/08 → | SP-1002 | MD-8230 | | MS-6240 | |
| 2000 Diesel, 110 KW | 02/08 → | | MD-8230 | | MS-6188 | |
| 2000i, 16V EJ20, 101 KW | 09/03 → | SP-1006 | MD-8230 | SP-1280 | MS-6240 | |
| 2500i, 16V EJ25, 121 KW | 09/03 → | SP-1006 | MD-8230 | SP-1280 | MS-6240 | |

|  |  |  OIL |  AIR |  FUEL |  CABIN |  OTHER |
|---|--|--|--|---|--|--|
| SUBARU | | | | | | |
| Legacy III (03-) | | | | | | |
| 3000i, EZ30, 180 KW | 09/03 → | SP-1006 | MD-8230 | SP-1280 | MS-6240 | |
| Legacy IV (09-) | | | | | | |
| 2000 D, 110 KW | 09/09 → | | MD-8230 | | MS-6368 | |
| 2000i, 110 KW | 09/09 → | SP-1002 | MD-8230 | | MS-6368 | |
| 2500 GT, 195 KW | 07/10 → | SP-1002 | MD-8230 | | MS-6368 | |
| 2500, 123 KW | 09/09 → | SP-1002 | MD-8230 | | MS-6368 | |
| Leone 2WD | | | | | | |
| 1300/1600/1800 | 10/79 → 07/82 | SP-932 | MD-178 | FF-019 | | |
| | 08/81 → 07/84 | SP-932 | MD-178 | | | |
| | 08/84 → | SP-929 | MD-178 | FF-005 | | |
| Leone 4WD | | | | | | |
| 1600 AM3 | 10/80 → 07/82 | SP-932 | MD-178 | FF-019 | | |
| | 08/81 → 07/84 | SP-932 | MD-178 | | | |
| 1600 AN3 | 08/84 → | SP-929 | MD-178 | FF-005 | | |
| 1800 66KW | 08/84 → 07/90 | SP-929 | MD-178 | FF-005 | | |
| 1800 AB/AF/AJ/AM5 | 10/80 → 07/82 | SP-932 | MD-178 | FF-019 | | |
| | 08/81 → 07/84 | SP-932 | MD-178 | | | |
| 1800i 70-77KW | 08/84 → 07/90 | SP-929 | MD-9642 | SP-2026 | | |
| 1800i 96-100KW Turbo | 08/84 → 07/90 | SP-929 | MD-9642 | SP-2026 | | |
| Mini Bus | | | | | | |
| 1000 E10 | 10/82 → 12/89 | SP-1002 | | | | |
| 1200 E12 | 10/82 → 09/93 | SP-1002 | | | | |
| 1200i E12 | 10/93 → | SP-1002 | | | | |
| Mini Jumbo | | | | | | |
| 700 M60 | 01/82 → 10/86 | SP-934 | MD-100 | FF-003 | | |
| 700 M70 | 11/86 → 12/89 | SP-1002 | MD-9904 | FF-003 | | |
| 800 M80 | 01/90 → | SP-1002 | MD-9904 | FF-003 | | |
| Outback I (00-04) | | | | | | |
| 2500i 16V 110KW | 06/96 → 12/97 | SP-1006 | MD-9692 | SP-2059 | | |
| 2500i 16V,(BE, BH), 110 KW | 10/00 → | SP-1006 | MD-9692 | SP-1280 | | |
| 3000i H6 16V,(BE, BH), 154 KW | 10/00 → | SP-934 | MD-9692 | SP-1280 | | |
| Outback II (04-) | | | | | | |
| 2000 Diesel, 110 KW | 02/08 → | | MD-8230 | | MS-6188 | |
| 2500i , 121 KW | 01/04 → | SP-1006 | MD-9692 | SP-1280 | MS-6280 | |
| 3000i ,180 KW | 01/04 → | SP-934 | MD-9692 | SP-1280 | MS-6280 | |
| Outback III (09-) | | | | | | |
| 2000 D, 110 KW | 09/09 → | | MD-8230 | | MS-6368 | |
| 2500i, 123 KW | 09/09 → | SP-1002 | MD-8230 | | MS-6368 | |
| 3600 R, 191 KW | 09/09 → | SP-934 | MD-8230 | | MS-6368 | |
| SVX (92-97) | | | | | | |
| 3300i CXD 162/169KW | 01/91 → | SP-934 | MD-9640 | SP-2059 | | |
| Traviq (01-) | | | | | | |
| 2200 16V,Eng:Z22SE,106KW | 08/01 → | MD-463 | | | | |
| Trezia (11-) | | | | | | |
| 1300i, 73 KW | 03/11 → | | MD-9592 | | MS-6368 | |
| 1400 Diesel, 66 KW | 03/11 → | | MD-8560 | SP-1080 | MS-6368 | |
| Tribeca B9 (06-) | | | | | | |
| 3000 24V, 180 KW | 11/06 → | SP-934 | MD-8230 | | MS-6240 | |
| 3500 V6, 190 KW | 09/07 → | SP-934 | MD-8230 | | MS-6240 | |
| Vivio (92-95) | | | | | | |
| 660 KK3/W3 | 12/92 → | SP-1002 | MD-9084 | FF-011 | | |
| 660i KK3/W3 | 12/92 → | SP-1002 | MD-9686 | SP-2126 | | |
| XT (84-91) | | | | | | |
| 1800 Ti, EA82T, 100 KW | 08/84 → 12/87 | SP-929 | MD-9642 | SP-2026 | | |
| 1800 Ti, EA82T, 88 KW | 05/85 → 11/91 | SP-929 | MD-9642 | SP-2026 | | |
| 1800 Ti, EA82T, 96 KW | 01/88 → 12/91 | SP-929 | MD-9642 | SP-2026 | | |
| XV (12-) | | | | | | |
| 1600i, 84 KW | 03/12 → | | MD-8230 | | MS-6409 | |

SUBARU

XV (12-)

| | | | | | | |
|---------------|---------|--|---------|--|---------|--|
| 2000D, 108 KW | 03/12 → | | MD-8230 | | MS-6409 | |
| 2000i, 110 KW | 03/12 → | | MD-8230 | | MS-6409 | |

SUZUKI

800 (91-)

| | | | | | | |
|-----------|---------|--------|---------|--|--|--|
| 800 26 KW | 01/91 → | SP-917 | MD-9378 | | | |
|-----------|---------|--------|---------|--|--|--|

Aerio

| | | | | | | |
|----------------|---------|---------|---------|--|--|--|
| 1100 | 11/01 → | | MD-8140 | | | |
| 1300 | 01/01 → | | MD-8140 | | | |
| 1500i Eng:M15A | 01/01 → | SP-1087 | MD-9608 | | | |

Alto (82-)

| | | | | | | |
|-------------------------------|---------------|---------|---------|---------|---------|--|
| 1000 K10B 50KW | 03/09 → | SP-1008 | MD-8474 | | MS-6396 | |
| 1000, Eng: G10B | 01/94 → 01/98 | SP-994 | MD-378 | SP-2127 | | |
| 1000, Eng: G10B, 39 KW | 01/98 → | SP-994 | MD-9684 | SP-2127 | | |
| 1000, Eng: G10BB, 43 KW | 01/00 → | SP-1008 | MD-9684 | SP-2127 | | |
| 1100, 46 KW | 06/02 → | SP-1008 | | | | |
| 550 SS40 | 08/81 → 12/85 | SP-917 | MD-378 | | | |
| 660 2WD/4WD,Eng:F6A,Mod:CR22S | 09/91 → 11/94 | SP-1008 | MD-8008 | | | |
| 660 4WD,Eng:F6A,Mod:CM22S | 09/91 → 11/94 | SP-1008 | MD-8048 | | | |
| 660 4WD,Eng:F6A,Mod:HB11S | 11/94 → 11/95 | SP-1008 | MD-8048 | | | |
| 660 4WD,Eng:F6A,Mod:HB11S(3) | 11/95 → 10/98 | SP-1008 | MD-8048 | | | |
| 660 4WD,Eng:F6A,Mod:HB11S(5) | 11/95 → 10/98 | SP-1008 | MD-8048 | | | |
| 660 EPI | 10/98 → | SP-1008 | MD-9618 | | | |
| 660,4WD,Eng:HC11V | 08/97 → | SP-1008 | MD-8048 | | | |
| 660,Eng:F6A,Mod:CL22V | 09/91 → 11/94 | SP-1008 | MD-8048 | | | |
| 660,Eng:F6A,Mod:HA11S | 11/94 → 11/95 | SP-1008 | MD-8048 | | | |
| | 04/97 → 10/98 | SP-1008 | MD-8048 | | | |
| | 11/95 → 10/98 | SP-1008 | MD-8048 | | | |
| 660,Eng:F6A,Mod:HC11V | 11/94 → 11/95 | SP-1008 | MD-8048 | | | |
| | 08/97 → 10/98 | SP-1008 | MD-8048 | | | |
| 660,HA23V | 02/05 → 11/95 | SP-1008 | MD-8394 | | | |
| 800 SB308 | 01/92 → 12/94 | SP-1008 | MD-378 | | | |
| | 12/94 → | SP-1008 | MD-9680 | | | |
| | 01/86 → 12/92 | SP-917 | MD-378 | | | |
| 800 SS80 | 08/81 → 12/85 | SP-917 | MD-378 | FF-020 | | |

Baleno (95-)

| | | | | | | |
|-------------------------|---------------|---------|---------|---------|--|--|
| 1300i 16V, G13BB, 63 KW | 07/95 → 05/02 | SP-1008 | MD-9974 | SP-2098 | | |
| 1300i, G13BA, 52 KW | 09/96 → 05/02 | SP-1008 | MD-9974 | SP-2098 | | |
| 1600 16V, G16B, 72 KW | 07/95 → 05/02 | SP-1008 | MD-9974 | SP-2098 | | |
| 1800 16V, 85 KW | 03/97 → 05/02 | SP-1227 | MD-9974 | SP-2098 | | |
| 1800 GT, J18A, 89 KW | 03/96 → 05/02 | SP-1008 | MD-9974 | SP-2098 | | |
| 1900 TD, XUD, 55 KW | 04/98 → 05/02 | SP-943 | MD-9974 | SP-2098 | | |

Cappuccino

| | | | | | | |
|-----------------|---------|---------|---------|---------|--|--|
| 660 Turbo | 10/91 → | SP-1008 | MD-9684 | SP-2133 | | |
| | 05/95 → | SP-1008 | MD-9684 | SP-2133 | | |
| 700 Turbo SX306 | 08/93 → | SP-1008 | MD-9684 | | | |

Carry

| | | | | | | |
|------------------------------|---------------|---------|---------|---------|--|--|
| 1000 30/31KW | 09/92 → | SP-1008 | MD-380 | SP-2063 | | |
| 1000 33KW SK410 | 01/86 → | SP-917 | MD-380 | SP-2063 | | |
| 1300,Mod:DA52T,Eng:F6A,2WD | 01/99 → | SP-1008 | MD-9612 | | | |
| 1300,Mod:DA52T,Eng:F6A-T,2WD | 01/99 → | SP-1008 | MD-9612 | | | |
| 1300,Mod:DA62T,Eng:K6A,2WD | 09/01 → | SP-1008 | MD-9612 | | | |
| 1300,Mod:DA62T,Eng:K6A,4WD | 09/01 → | SP-1008 | MD-9612 | | | |
| 1300,Mod:DB52T,Eng:F6A,4WD | 01/99 → | SP-1008 | MD-9612 | | | |
| 1300,Mod:DB52T,Eng:F6A-T,4WD | 01/99 → | SP-1008 | MD-9612 | | | |
| 800 SK408 | 01/86 → | SP-917 | MD-380 | SP-2063 | | |
| 800 ST80 | 01/79 → 07/82 | SP-917 | MD-380 | FF-020 | | |
| 800 ST90 | 04/80 → 12/85 | SP-917 | MD-380 | FF-020 | | |

SUZUKI

Cervo

| | | | | | | |
|---------------------------|---------------|---------|---------|--|--|--|
| 660 4WD,Eng:F6A,Mod:CN22S | 08/96 → | SP-1008 | MD-8048 | | | |
| 660 4WD,Eng:F6A,Mod:CP22S | 09/91 → 10/95 | SP-1008 | MD-8048 | | | |
| | 10/95 → 10/98 | SP-1008 | MD-8048 | | | |
| 660,Eng:F6A,Mod:CN22S | 09/91 → 10/95 | SP-1008 | MD-8048 | | | |
| | 10/95 → 10/98 | SP-1008 | MD-8048 | | | |

Every

| | | | | | | |
|------------------------------|---------|---------|---------|--|--|--|
| 1300,Mod:DA52T,Eng:F6A,2WD | 01/99 → | SP-1008 | MD-9612 | | | |
| 1300,Mod:DA52V,Eng:F6A-T,2WD | 12/98 → | SP-1008 | MD-9612 | | | |
| 1300,Mod:DA52W,Eng:F6A-T,4WD | 06/99 → | SP-1008 | MD-9612 | | | |

Every Landy

| | | | | | | |
|-------------------------------|---------|---------|---------|--|--|--|
| 1300,Mod:DA32W,Eng:G13B,2/4WD | 05/01 → | SP-1008 | MD-9612 | | | |
|-------------------------------|---------|---------|---------|--|--|--|

Grand Vitara (98-05)

| | | | | | | |
|-------------------------|---------------|---------|---------|---------|---------|--|
| 1600i, G16B SOHC, 69 KW | 03/98 → 10/02 | SP-1087 | MD-9994 | SP-2141 | MS-6315 | |
| | 11/02 → 09/05 | SP-1087 | MD-9994 | SP-2141 | MS-6317 | |

Comments: MS-6317: With air-condition system.

| | | | | | | |
|-------------------------|---------------|--------|---------|------------------|---------|--|
| 2000HDI, Peugeot, 80 KW | 07/01 → 10/02 | SP-943 | MD-9994 | MD-393 MD-493 | MS-6315 | |
|-------------------------|---------------|--------|---------|------------------|---------|--|

Comments: MD-393:BOSCH inj system, MD-493:Siemens inj system

| | | | | | | |
|--|---------------|--------|---------|------------------|---------|--|
| | 11/02 → 09/05 | SP-943 | MD-9994 | MD-393 MD-493 | MS-6317 | |
|--|---------------|--------|---------|------------------|---------|--|

Comments: MD-393:BOSCH inj system, MD-493:Siemens inj system, MS-6317: With air-condition system.

| | | | | | | |
|----------------------------|---------------|---------|---------|---------|---------|--|
| 2000i GT, J20A DOHC, 94 KW | 03/98 → 10/02 | SP-1087 | MD-9994 | SP-2146 | MS-6315 | |
| | 11/02 → 09/05 | SP-1087 | MD-9994 | SP-2146 | MS-6317 | |

Comments: MS-6317: With air-condition system.

| | | | | | | |
|---------------------------------|---------------|---------|---------|---------|---------|--|
| 2000TD 64KW | 03/98 → 08/01 | SP-1009 | MD-9994 | SP-970 | MS-6315 | |
| 2500i V6 24V, H25A DOHC, 106 KW | 04/98 → 10/02 | SP-951 | MD-9994 | SP-2146 | MS-6315 | |
| | 11/02 → 09/05 | SP-951 | MD-9994 | SP-2146 | MS-6317 | |

Comments: MS-6317: With air-condition system.

| | | | | | | |
|----------------------------|---------------|--------|---------|---------|---------|--|
| 2500i V6 24V, H25A, 116 KW | 07/03 → 09/05 | SP-951 | MD-9994 | SP-2146 | MS-6317 | |
|----------------------------|---------------|--------|---------|---------|---------|--|

Comments: MS-6317: With air-condition system.

| | | | | | | |
|------------------------|---------------|--------|---------|---------|---------|--|
| 2700i V6, H27A, 127 KW | 01/00 → 10/02 | SP-951 | MD-9994 | SP-2146 | MS-6315 | |
| | 11/02 → 12/03 | SP-951 | MD-9994 | SP-2146 | MS-6317 | |

Comments: MS-6317: With air-condition system.

| | | | | | | |
|------------------------|---------------|--------|---------|---------|---------|--|
| 2700i V6, H27A, 136 KW | 11/03 → 09/05 | SP-951 | MD-9994 | SP-2146 | MS-6317 | |
|------------------------|---------------|--------|---------|---------|---------|--|

Comments: MS-6317: With air-condition system.

Grand Vitara II (05-)

| | | | | | | |
|-----------------------|---------|---------|---------|--------|---------|--|
| 1600, M16A, 78 KW | 10/05 → | SP-1227 | MD-8188 | | MS-6372 | |
| 1900 DDiS, F9Q, 95 KW | 03/06 → | SP-1321 | MD-8188 | MD-397 | MS-6372 | |
| 2000, J20A, 103 KW | 10/05 → | SP-1227 | MD-8188 | | MS-6372 | |
| 2400, 124 KW | 10/08 → | SP-1227 | MD-8624 | | MS-6372 | |
| 3200 V6, 171 KW | 10/08 → | | MD-8624 | | MS-6372 | |

Ignis I (00-04)

| | | | | | | |
|-------------|---------------|---------|--------------------|--|--|--|
| 1300, 61 KW | 10/00 → 01/04 | SP-1227 | MD-9724 MD-8142 | | | |
|-------------|---------------|---------|--------------------|--|--|--|

Comments: MD-8142: Country of manufactured Japan

Ignis II (03-)

| | | | | | | |
|-------------------------------|---------|------------------|---------|--------|---------|--|
| 1300 DDiS, Z13DT, 51 KW | 09/03 → | MD-537 MD-547 | MD-8476 | MD-577 | MS-6359 | |
| 1300 VVT, M13A, 69 KW | 12/03 → | SP-1227 | MD-9724 | | MS-6359 | |
| 1500 Sport VVTi, M15 A, 80 KW | 12/03 → | SP-1227 | MD-8142 | | MS-6359 | |
| 1500, M15A, 73 KW | 12/03 → | SP-1227 | MD-8142 | | MS-6359 | |

Jimny (98-)

| | | | | | | |
|------------------------|---------|---------|---------|-------------------|---------|--|
| 1300 16V, G13BB, 59 KW | 09/98 → | SP-1227 | MD-9720 | SP-2063 | MS-6318 | |
| 1300 16V, M13A, 60 KW | 02/01 → | SP-1227 | MD-9720 | SP-2063 | MS-6318 | |
| 1300 16V, M13A, 63 KW | 08/05 → | SP-1227 | MD-9720 | SP-2063 | MS-6318 | |
| 1500 DDiS, K9K, 48 KW | 04/04 → | SP-1039 | MD-9720 | SP-1328 FF-060 | MS-6318 | |

Comments: FF-060: Partly/or.

| | | | | | | |
|-----------------------|---------|---------|---------|-------------------|---------|--|
| 1500 DDiS, K9K, 63 KW | 12/05 → | SP-1039 | MD-9720 | SP-1328 FF-060 | MS-6318 | |
|-----------------------|---------|---------|---------|-------------------|---------|--|

Comments: FF-060: Partly/or.

|  |  |  OIL |  AIR |  FUEL |  CABIN |  OTHER |
|---|--|--|--|---|--|--|
| SUZUKI | | | | | | |
| Kizashi (10-) | | | | | | |
| 2400, A6B424, 131 KW | 09/10 → | SP-1227 | MD-8592 | | | |
| Liana (01-) | | | | | | |
| 1300i, M13A, 66 KW | 06/01 → 11/02 | SP-1227 | | | | |
| | 12/02 → 12/07 | SP-1227 | MD-8140 | | | |
| 1400 DDiS, 8HY, 66 KW | 06/04 → | MD-509 | MD-8038 | FF-064 | | |
| 1600 16V, M16A, 76 KW | 06/01 → 11/02 | SP-1227 | | | | |
| | 12/02 → 12/07 | SP-1227 | MD-8140 | | | |
| 1600 16V, M16A, 78 KW | 04/02 → 11/02 | SP-1227 | | | | |
| | 12/02 → 12/07 | SP-1227 | MD-8140 | | | |
| LJ80 4WD | | | | | | |
| 800 LJ80 | 01/79 → | SP-951 | | FF-020 | | |
| Samurai (81-) | | | | | | |
| 1000, F10A, 33 KW | 09/81 → 12/88 | SP-1008 | MD-380 | FF-020 | | |
| 1300, G13A, 44 KW | 08/86 → 08/90 | SP-1227 | MD-080 | SP-2063 | | |
| | 11/88 → 12/04 | SP-1227 | MD-080 | FF-020 | | |
| 1300, G13A, 47 KW | 11/84 → 12/88 | SP-1227 | MD-080 | FF-020 | | |
| 1300, G13A, 51 KW | 11/88 → 07/89 | SP-1227 | MD-080 | FF-020 | | |
| | 08/89 → 12/04 | SP-1227 | MD-080 | SP-2063 | | |
| 1300, G13A, 59 KW | 09/01 → 12/04 | SP-1227 | MD-080 | SP-2063 | | |
| 1900 Diesel, Renault F8Q, 47 KW | 09/01 → | SP-1039 | MD-9632 | MD-395 | | |
| 1900 TD, Peugeot XUD9, 46 KW | 11/98 → 08/99 | SP-943 | MD-9874 | MD-093 | | |
| | 09/99 → 12/04 | SP-943 | MD-9874 | SP-1246 | | |
| SC100 6X | | | | | | |
| 1000 | 01/79 → 12/84 | SP-917 | MD-380 | FF-020 | | |
| Splash (08-) | | | | | | |
| 1000 VVT, 50 KW | 09/11 → | SP-1008 | MD-8480 | | MS-6418 | |
| 1000, 48 KW | 05/08 → | SP-1008 | MD-8394 | | MS-6418 | |
| 1200 VVT, 69 KW | 09/10 → | SP-1008 | MD-8480 | | MS-6418 | |
| 1200, 63 KW | 05/08 → | SP-1008 | MD-8480 | | MS-6418 | |
| 1300 DDiS, 55 KW | 05/08 → | MD-547 | MD-8322 | MD-577 | MS-6418 | |
| Swift I (83-89) | | | | | | |
| 1000 Turbo, 52 KW | 02/85 → 12/89 | SP-1008 | MD-584 | FF-022 | | |
| 1000, G10A, 37 KW | 10/83 → 03/89 | SP-1008 | MD-584 | FF-022 | | |
| 1300 GTi, G13B, 74 KW | 08/86 → 03/89 | SP-1008 | MD-9898 | SP-2017 | | |
| 1300, G13A, 47 KW | 08/86 → 03/89 | SP-1008 | MD-584 | FF-022 | | |
| 1300, G13A, 50 KW | 10/84 → 03/89 | SP-1008 | MD-584 | FF-022 | | |
| 1300, G13A, 54 KW | 10/84 → 03/89 | SP-1008 | MD-584 | FF-022 | | |
| Swift II (89-05) | | | | | | |
| 1000, G10A, 37 KW | 03/89 → 12/93 | SP-1008 | MD-9896 | FF-028 | | |
| 1000, G10A, 39 KW | 01/95 → 05/05 | SP-1008 | MD-9896 | SP-2018 | | |
| 1000, G10A, 40 KW | 02/91 → 02/96 | SP-1008 | MD-9872 | SP-2018 | | |
| 1300 GTi, G13B, 74 KW | 03/89 → 12/96 | SP-1008 | MD-9870 | SP-2018 | | |
| 1300/1300 4WD, G13A, 51 KW | 03/89 → 12/96 | SP-1008 | MD-9872 | SP-2018 | | |
| | | | | FF-022 | | |
| Comments: FF-022: Partly/or. | | | | | | |
| 1300i, 63 KW | 06/01 → 12/03 | SP-1227 | | | | |
| 1300i, G13B, 50 KW | 09/91 → 12/96 | SP-1008 | MD-9872 | SP-2018 | | |
| | 08/94 → 05/05 | SP-1008 | MD-9872 | SP-2018 | | |
| 1600/1600 4WD, G16B, 70 KW | 11/89 → 12/93 | SP-1008 | MD-9918 | SP-2018 | | |
| 1600i, G16B, 68 KW | 09/94 → 05/05 | SP-1008 | MD-9872 | SP-2018 | | |
| 1600i/1600i 4WD, G16B, 68 KW | 01/90 → 12/96 | SP-1008 | MD-9872 | SP-2018 | | |
| Swift III (05-10) | | | | | | |
| 1300 DDiS, Z13DT/D13A, 55 KW | 08/05 → 08/10 | MD-637 | MD-8322 | MD-577 | MS-6273 | |
| | | MD-547 | | | | |
| | | MD-537 | | | | |
| Comments: MD-637: Engine code D13A, MD-547: Engine code Z13DT UFI housing, MD-537: Engine code Z13DT Purflux housing. | | | | | | |
| 1300, M13A, 68 KW | 05/05 → 08/10 | SP-1227 | MD-8152 | | MS-6273 | |
| | | | MD-8202 | | | |
| Comments: MD-8152: Country of vehicle manufacture Hungary, MD-8202: Country of vehicle manufacture Japan. | | | | | | |

SUZUKI

Swift III (05-10)

| | | | | | | |
|-------------------|---------------|---------|--------------------|--|---------|--|
| 1500, M15A, 75 KW | 05/05 → 08/10 | SP-1227 | MD-8152 MD-8202 | | MS-6273 | |
|-------------------|---------------|---------|--------------------|--|---------|--|

Comments: MD-8152: Country of vehicle manufacture Hungary, MD-8202: Country of vehicle manufacture Japan.

| | | | | | | |
|-----------------------|---------------|---------|--------------------|--|---------|--|
| 1600 16V, M16A, 92 KW | 01/07 → 08/10 | SP-1227 | MD-8152 MD-8202 | | MS-6273 | |
|-----------------------|---------------|---------|--------------------|--|---------|--|

Comments: MD-8152: Country of vehicle manufacture Hungary, MD-8202: Country of vehicle manufacture Japan.

Swift IV (10-)

| | | | | | | |
|-------------------|---------|---------|---------|--|---------|--|
| 1200, K12B, 66 KW | 09/10 → | SP-1008 | MD-8578 | | MS-6273 | |
|-------------------|---------|---------|---------|--|---------|--|

| | | | | | | |
|-------------------|---------|---------|---------|--|---------|--|
| 1200, K12B, 69 KW | 09/10 → | SP-1008 | MD-8578 | | MS-6273 | |
|-------------------|---------|---------|---------|--|---------|--|

| | | | | | | |
|------------------|---------|--------|---------|--------|---------|--|
| 1300 DDiS, 55 KW | 10/10 → | MD-637 | MD-8322 | MD-577 | MS-6273 | |
|------------------|---------|--------|---------|--------|---------|--|

| | | | | | | |
|--------------------|---------|---------|--|--------|---------|--|
| 1600 Sport, 100 KW | 01/12 → | SP-1227 | | MD-577 | MS-6273 | |
|--------------------|---------|---------|--|--------|---------|--|

SX4 (06-)

| | | | | | | |
|-----------------|---------|---------|---------|---------|--------------------|--|
| 1500 VVT, 82 KW | 07/10 → | SP-1227 | MD-8324 | SP-2127 | MS-6273 MS-6392 | |
|-----------------|---------|---------|---------|---------|--------------------|--|

Comments: MD-8324: Country of vehicle manufacture Hungary use for OEM no. 13780-79J00-000, MS-6273: Country of vehicle manufacture Hungary, MS-6392: Country of vehicle manufacture Japan.

| | | | | | | |
|-------------|---------|---------|---------|---------|--------------------|--|
| 1500, 73 KW | 05/06 → | SP-1227 | MD-8324 | SP-2127 | MS-6273 MS-6392 | |
|-------------|---------|---------|---------|---------|--------------------|--|

Comments: MS-6273: Country of vehicle manufacture Hungary, MS-6392: Country of vehicle manufacture Japan.

| | | | | | | |
|-----------------|---------------|---------|---------|---------|--------------------|--|
| 1600 16V, 79 KW | 05/06 → 08/09 | SP-1227 | MD-8324 | SP-2127 | MS-6273 MS-6392 | |
|-----------------|---------------|---------|---------|---------|--------------------|--|

Comments: MS-6273: Country of vehicle manufacture Hungary, MS-6392: Country of vehicle manufacture Japan.

| | | | | | | |
|-----------------|---------|---------|---------|---------|--------------------|--|
| 1600 16V, 88 KW | 09/09 → | SP-1227 | MD-8572 | SP-2127 | MS-6273 MS-6392 | |
|-----------------|---------|---------|---------|---------|--------------------|--|

Comments: MS-6273: Country of vehicle manufacture Hungary, MS-6392: Country of vehicle manufacture Japan.

| | | | | | | |
|------------------|---------|--------|---------|--------|--------------------|--|
| 1600 DDiS, 66 KW | 05/07 → | MD-509 | MD-8038 | FF-064 | MS-6273 MS-6392 | |
|------------------|---------|--------|---------|--------|--------------------|--|

Comments: MS-6273: Country of vehicle manufacture Hungary, MS-6392: Country of vehicle manufacture Japan.

| | | | | | | |
|------------------|---------------|------------------|---------|--------|--------------------|--|
| 1900 DDiS, 88 KW | 05/06 → 08/09 | MD-515 MD-637 | MD-8344 | MD-577 | MS-6273 MS-6392 | |
|------------------|---------------|------------------|---------|--------|--------------------|--|

Comments: MD-515: Housing MANN+HUMMEL, MD-637: UFI housing, MS-6273: Country of vehicle manufacture Hungary, MS-6392: Country of vehicle manufacture Japan.

| | | | | | | |
|------------------|---------|--------|---------|--------|--------------------|--|
| 2000 DDiS, 99 KW | 09/09 → | MD-637 | MD-8552 | MD-577 | MS-6273 MS-6392 | |
|------------------|---------|--------|---------|--------|--------------------|--|

Comments: MS-6273: Country of vehicle manufacture Hungary, MS-6392: Country of vehicle manufacture Japan.

Vitara (88-)

| | | | | | | |
|------------------------|---------------|---------|---------|---------|--|--|
| 1600 (ET), G16A, 60 KW | 07/88 → 12/91 | SP-1227 | MD-9874 | SP-2062 | | |
|------------------------|---------------|---------|---------|---------|--|--|

| | | | | | | |
|--------------------------------|---------------|--------|---------|--------|--|--|
| 1600 (SE416/TA01), G16A, 55 KW | 01/88 → 01/95 | SP-934 | MD-9876 | FF-033 | | |
|--------------------------------|---------------|--------|---------|--------|--|--|

| | | | | | | |
|------------------------|---------------|---------|---------|---------|--|--|
| 1600 (TA), G16A, 59 KW | 09/91 → 01/95 | SP-1227 | MD-9874 | SP-2062 | | |
|------------------------|---------------|---------|---------|---------|--|--|

| | | | | | | |
|-------------------------------|---------------|---------|---------|---------|--|--|
| 1600 Cabrio (ET), G16A, 59 KW | 09/91 → 01/95 | SP-1227 | MD-9874 | SP-2062 | | |
|-------------------------------|---------------|---------|---------|---------|--|--|

| | | | | | | |
|-------------------------|---------------|---------|---------|---------|--|--|
| 1600i (ET), G16B, 59 KW | 03/94 → 07/94 | SP-1227 | MD-9662 | SP-2062 | | |
|-------------------------|---------------|---------|---------|---------|--|--|

| | | | | | | |
|--|---------------|---------|--|---------|--|--|
| | 08/94 → 03/99 | SP-1227 | | SP-2062 | | |
|--|---------------|---------|--|---------|--|--|

| | | | | | | |
|-------------------------|---------------|---------|---------|---------|--|--|
| 1600i (ET), G16B, 71 KW | 09/91 → 07/94 | SP-1227 | MD-9662 | SP-2062 | | |
|-------------------------|---------------|---------|---------|---------|--|--|

| | | | | | | |
|--|---------------|---------|--|---------|--|--|
| | 08/94 → 12/94 | SP-1227 | | SP-2062 | | |
|--|---------------|---------|--|---------|--|--|

| | | | | | | |
|--------------------------------|---------------|---------|---------|---------|--|--|
| 1600i Cabrio (ET), G16B, 51 KW | 03/94 → 01/95 | SP-1227 | MD-9874 | SP-2062 | | |
|--------------------------------|---------------|---------|---------|---------|--|--|

| | | | | | | |
|--------------------------------|---------------|---------|---------|---------|--|--|
| 1600i Cabrio (ET), G16B, 71 KW | 09/91 → 03/98 | SP-1227 | MD-9662 | SP-2062 | | |
|--------------------------------|---------------|---------|---------|---------|--|--|

| | | | | | | |
|---------------------------|---------------|--------|---------|--------|--|--|
| 1900 D (ET), XUD9A, 50 KW | 01/95 → 03/99 | SP-943 | MD-9994 | MD-093 | | |
|---------------------------|---------------|--------|---------|--------|--|--|

| | | | | | | |
|---------------------------|---------------|--------|---------|--------|--|--|
| 1900 D (ET), XUD9A, 55 KW | 08/96 → 03/99 | SP-943 | MD-9994 | MD-093 | | |
|---------------------------|---------------|--------|---------|--------|--|--|

| | | | | | | |
|--|--|--|---------|---------|--|--|
| | | | MD-9874 | SP-1246 | | |
|--|--|--|---------|---------|--|--|

Comments: MD-9874: Partly/or, SP-146: Partly/or.

| | | | | | | |
|----------------------------|---------------|---------|---------|---------|--|--|
| 2000 16V (ET), J20A, 97 KW | 12/96 → 03/99 | SP-1227 | MD-9994 | SP-2062 | | |
|----------------------------|---------------|---------|---------|---------|--|--|

| | | | | | | |
|--------------------------------------|---------------|--------|---------|------------------|--|--|
| 2000 HDi (ET), Peugeot DW10TD, 64 KW | 09/01 → 12/05 | SP-943 | MD-9994 | MD-493 MD-393 | | |
|--------------------------------------|---------------|--------|---------|------------------|--|--|

Comments: MD-493: Siemens injection system, MD-393: BOSCH injection system.

| | | | | | | |
|--------------------------------------|---------|--------|---------|------------------|--|--|
| 2000 HDi (ET), Peugeot DW10TD, 66 KW | 09/01 → | SP-943 | MD-9994 | MD-493 MD-393 | | |
|--------------------------------------|---------|--------|---------|------------------|--|--|

Comments: MD-493: Siemens injection system, MD-393: BOSCH injection system.

| | | | | | | |
|-------------------------|---------------|---------|---------|--------|--|--|
| 2000 TD (ET), RF, 52 KW | 11/95 → 03/99 | SP-1009 | MD-9994 | SP-970 | | |
|-------------------------|---------------|---------|---------|--------|--|--|

| | | | | | | |
|--------------------------|---------------|---------|---------|--------|--|--|
| 2000 TDi (ET), RF, 64 KW | 12/95 → 03/99 | SP-1009 | MD-9994 | SP-970 | | |
|--------------------------|---------------|---------|---------|--------|--|--|

| | | | | | | |
|----------------------------------|---------------|---------|---------|---------|--|--|
| 2000 V6 (ET/TA/TD), H20A, 100 KW | 03/95 → 03/99 | SP-1227 | MD-9994 | SP-2062 | | |
|----------------------------------|---------------|---------|---------|---------|--|--|

| | | | | | | |
|---------------------------------|---------------|---------|---------|---------|--|--|
| 2500 V6 24V, (ET), H25A, 118 KW | 12/98 → 03/98 | SP-1227 | MD-9994 | SP-2062 | | |
|---------------------------------|---------------|---------|---------|---------|--|--|

Wagon R (98-)

SUZUKI

Wagon R (98-)

| | | | | | | |
|--|---------------|--------------------|---------|---------|---------|--|
| 1000 (EM), 48 KW | 02/98 → 06/00 | SP-1008 | | | | |
| 1000, (RB310/SR410), Z10EXP, 44 KW | 06/04 → | SP-1227 SP-1008 | MD-9726 | | MS-6187 | |
| Comments: SP-1227: Series RB310, SP-1008: Series SR410. | | | | | | |
| 1000, 39 KW | 07/03 → 08/05 | SP-1227 | MD-9726 | | MS-6187 | |
| 1200 (EM), K12A, 51 KW | 02/98 → 06/00 | SP-1008 | | | | |
| 1200 16V, Z12XEP, 59 KW | 07/04 → | MD-619 MD-349 | MD-9726 | MS-6187 | | |
| Comments: MD-619: From engine no. 19MA9235, MD-349: Up to engine no. 19MA9234. | | | | | | |
| 1300 (MM) DDiS, Z13DT, 51 KW | 11/03 → | MD-547 MD-537 | MD-8476 | MD-577 | MS-6187 | |
| Comments: MD-547: UFI housing, MD-537: Purflux housing. | | | | | | |
| 1300 (MM), G13BB, 56 KW | 06/00 → 02/04 | SP-1227 | MD-9726 | SP-2127 | MS-6187 | |
| 1300 (MM), M13A VVT, 69 KW | 11/03 → | SP-1227 | MD-8142 | | MS-6187 | |

X-90 (95-97)

| | | | | | | |
|------------------------|---------------|---------|---------|---------|--|--|
| 1600i 16V, G16B, 71 KW | 09/95 → 12/97 | SP-1008 | MD-9662 | SP-2062 | | |
|------------------------|---------------|---------|---------|---------|--|--|

TALBOT

1000

| | | | | | | |
|-------------|---------|--------|--------|--------|--|--|
| LS/GL/GLS/S | 01/67 → | SP-833 | MD-262 | FF-010 | | |
| Rallye 1 | 01/71 → | SP-833 | MD-262 | FF-010 | | |
| Rallye 2 | 01/72 → | SP-833 | | | | |

1005/1006

| | | | | | | |
|--|---|--------|--------|--|--|--|
| | → | SP-833 | MD-262 | | | |
|--|---|--------|--------|--|--|--|

1100

| | | | | | | |
|------------|---------------|--------|---------|--------|--|--|
| LS/GLS/GLX | → | SP-833 | MD-092 | FF-010 | | |
| Spezial | → 08/71 | SP-833 | MD-262 | FF-010 | | |
| TI Spezial | 09/71 → 06/75 | SP-833 | MD-092 | FF-010 | | |
| | 07/75 → | SP-833 | MD-5002 | FF-010 | | |

1200S Coupe

| | | | | | | |
|--|---|--------|--|--|--|--|
| | → | SP-833 | | | | |
|--|---|--------|--|--|--|--|

1307/1308/13090

| | | | | | | |
|--|---|--------|---------|--------|--|--|
| | → | SP-833 | MD-5002 | FF-010 | | |
|--|---|--------|---------|--------|--|--|

Bagheera

| | | | | | | |
|------|---|--------|---------|--------|--|--|
| 1300 | → | SP-833 | MD-5002 | FF-010 | | |
| 1500 | → | SP-833 | MD-5002 | FF-010 | | |

Chrysler

| | | | | | | |
|------------|---|--------|--------|--------|--|--|
| 160/180/2L | → | SP-857 | MD-296 | FF-009 | | |
|------------|---|--------|--------|--------|--|--|

Horizon

| | | | | | | |
|----------------------------|---------------|--------|---------|--------|--|--|
| 1100 | 01/79 → | SP-833 | MD-092 | FF-010 | | |
| 1300 | 01/80 → | SP-833 | MD-5002 | FF-010 | | |
| 1500 | 02/77 → 09/85 | SP-833 | MD-5002 | FF-010 | | |
| 1600 1 Vergaser/Carburator | 07/82 → 06/86 | SP-833 | MD-5002 | FF-010 | | |
| 1600 2 Vergaser/Carburator | 07/82 → 06/86 | SP-833 | MD-9018 | FF-010 | | |
| 1900D BOSCH | 07/82 → 06/86 | SP-943 | MD-572 | | | |
| CAV | → | SP-943 | MD-572 | MD-093 | | |

Murena

| | | | | | | |
|------|---------------|--------|---------|--------|--|--|
| 1500 | 01/78 → 01/79 | SP-833 | MD-5002 | FF-010 | | |
| 1600 | 01/78 → 05/80 | SP-833 | MD-5002 | FF-010 | | |
| | 06/80 → | SP-833 | | | | |
| 2200 | → | SP-857 | MD-5002 | FF-009 | | |

Rancho

| | | | | | | |
|------|---------|--------|---------|--------|--|--|
| 1400 | → 01/84 | SP-833 | MD-5002 | FF-010 | | |
|------|---------|--------|---------|--------|--|--|

Samba

| | | | | | | |
|------|---------|--------|---------|--------|--|--|
| 1000 | 01/80 → | SP-888 | MD-5004 | FF-010 | | |
| 1100 | 01/80 → | SP-888 | MD-5004 | FF-010 | | |
| 1400 | 01/80 → | SP-888 | MD-5004 | FF-010 | | |

Samba Rallye

| | | | | | | |
|--|---|--------|---------|--|--|--|
| | → | SP-888 | MD-5002 | | | |
|--|---|--------|---------|--|--|--|

TALBOT

Solara

| | | | | | | |
|----------------------------|---------------|--------|---------|--------|--|--|
| 1300 | → | SP-833 | MD-5002 | FF-010 | | |
| 1400 | → | SP-833 | MD-5002 | FF-010 | | |
| 1600 1 Vergaser/Carburator | 01/79 → 12/85 | SP-833 | MD-5002 | FF-010 | | |
| 1600 2 Vergaser/Carurator | 01/79 → 12/85 | SP-833 | MD-9018 | FF-009 | | |

Sunbeam

| | | | | | | |
|----------------|---------|--------|---------|--------|--|--|
| 1000/1300/1600 | 01/77 → | SP-892 | MD-322 | FF-009 | | |
| 1600TI | 01/79 → | SP-892 | MD-9018 | FF-009 | | |

Tagora

| | | | | | | |
|---------|---------------|--------|---------|--------|--|--|
| 2200 | 02/80 → 12/82 | SP-857 | MD-5002 | FF-009 | | |
| 2300TD | 07/82 → 12/82 | SP-953 | | | | |
| 2600 SX | 02/80 → 12/82 | SP-888 | | FF-009 | | |

TOYOTA

4 - Runner (90-)

| | | | | | | |
|------------------------------|---------------|--------|---------|---------|--|--|
| 2700i (N130), 3RZ-FE, 112 KW | 11/95 → 03/96 | SP-994 | MD-9938 | | | |
| 3000 TD, 1KZ-T, 92 KW | 10/93 → 03/96 | SP-993 | MD-9554 | SP-969 | | |
| 3000 V6, 3VZ-E, 105 KW | 07/90 → 03/96 | SP-994 | MD-9828 | SP-2079 | | |
| 3400i (N130), 5VZ-FE, 136 KW | 07/90 → 03/96 | SP-994 | | | | |

Alphard I (03-08)

| | | | | | | |
|------------------------------|---------------|---------|---------|--|--|--|
| 2400, 2AZ-FE/2AZ-FXE, 117 KW | 09/03 → 09/08 | SP-1227 | MD-8058 | | | |
| 3000 V6, 1MZ-FE, 162 KW | 09/03 → 03/08 | SP-994 | MD-8058 | | | |

Alphard II (08-)

| | | | | | | |
|----------------------|---------|---------|---------|--|---------|--|
| 2400, 2AZ-FE, 125 KW | 04/08 → | SP-1227 | MD-8364 | | MS-6368 | |
| 3500, 2GR-FE, 206 KW | 04/08 → | | MD-8294 | | MS-6368 | |

Auris (07-)

| | | | | | | |
|-----------------------------|---------------|--------|---------|---------|---------|--|
| 1330 VVT, 74 KW | 05/09 → | | MD-8226 | | MS-6368 | |
| 1400 16V, 4ZZ-FE, 71 KW | 02/07 → | SP-991 | MD-8226 | | MS-6368 | |
| 1400 D-4D, 1ND-TV, 66 KW | 02/07 → 12/08 | SP-994 | MD-8356 | SP-1320 | MS-6368 | |
| | 01/09 → | SP-994 | MD-8356 | | MS-6368 | |
| 1600 VVT-i, 1ZR-FE, 91 KW | 02/07 → | SP-991 | MD-8226 | | MS-6368 | |
| 1600, 97 KW | 05/09 → | | MD-8226 | | MS-6368 | |
| 1800 16V, 108 KW | 02/09 → | | MD-8226 | | MS-6368 | |
| 1800 Hybrid, 2ZR-FXE, 73 KW | 09/10 → | MD-675 | | | MS-6368 | |
| 2000 D-4D, 1AD-FTV, 93 KW | 02/07 → 12/08 | MD-583 | MD-8356 | SP-1320 | MS-6368 | |
| | 01/09 → | MD-583 | MD-8356 | | MS-6368 | |
| 2200 D-4D, 2AD-FHV, 130 KW | 02/07 → 12/08 | MD-583 | MD-8356 | SP-1320 | MS-6368 | |

Auris II (12-)

| | | | | | | |
|-----------------------------|---------|--------|---------|--|---------|--|
| 1330 VTT, 73 KW | 10/12 → | MD-581 | MD-8226 | | MS-6368 | |
| 1400 D-4D, 1ND-TV, 66 KW | 10/12 → | | MD-8356 | | MS-6368 | |
| 1600, 97 KW | 10/12 → | | MD-8226 | | MS-6368 | |
| 1800 Hybrid, 2ZR-FXE, 73 KW | 10/12 → | | | | MS-6368 | |
| 2000 D-4D, 1AD-FTV, 91 KW | 10/12 → | MD-583 | MD-8356 | | MS-6368 | |

Avensis I (97-03)

| | | | | | | |
|---------------------------------------|---------------|---------|---------|---------|---------|--|
| 1600, 4A-FE, 74 KW | 09/97 → 10/00 | SP-991 | MD-9306 | SP-2069 | MS-6246 | |
| 1600i 16V, 3ZZ-FE, 81 KW | 01/98 → 02/03 | SP-991 | MD-9306 | SP-2069 | MS-6246 | |
| 1800i 16V, 1ZZ-FE, 95 KW | 10/00 → 02/03 | SP-991 | MD-9306 | SP-2069 | MS-6246 | |
| 1800i 16V, 7A-FE, 81 KW | 01/98 → 10/00 | SP-991 | MD-9306 | SP-2069 | MS-6246 | |
| 2000 D-4D Turbodiesel, 1CD-FTV, 81 KW | 04/00 → 12/02 | SP-993 | MD-9212 | SP-1080 | MS-6246 | |
| | 01/03 → 02/03 | SP-1086 | MD-9212 | SP-1080 | MS-6246 | |
| 2000 D-4D Turbodiesel, 1CD-FTV, 85 KW | 04/01 → 02/03 | SP-1086 | MD-9212 | SP-1080 | MS-6246 | |
| 2000 Turbodiesel, SC-FE, 66 KW | 01/98 → 02/03 | SP-1086 | MD-9380 | SP-1080 | MS-6246 | |
| 2000i 16V, 1AZ-FE/FSE, 110 KW | 10/00 → 02/03 | SP-1227 | MD-9630 | SP-2164 | MS-6246 | |
| | | | MD-9306 | SP-2165 | | |

Comments: MD-9630: Engine code 1AZ-FE, MD-9306: Engine code 1AZ-FSE, SP-2164: Right Hand Drive, SP-2165: Left Hand Drive.

| | | | | | | |
|------------------------|---------------|--------|---------|---------|---------|--|
| 2000i 16V, 3SFE, 94 KW | 01/98 → 10/00 | SP-991 | MD-9306 | SP-2069 | MS-6246 | |
|------------------------|---------------|--------|---------|---------|---------|--|

Avensis II (03-09)

| | | | | | | |
|-------------------------|---------------|--------|---------|---------|----------|--|
| 1600 16V, 3ZZ-FE, 81 KW | 04/03 → 11/08 | SP-991 | MD-9306 | SP-2148 | MS-6267 | |
| | | | | | MS-6267C | |

TOYOTA

Avensis II (03-09)

| | | | | | |
|---------------------------------|---------------|-------------------|---------|---------|---------------------|
| 1800 16V, 1ZZ-FE, 95 KW | 03/03 → 11/08 | SP-991 | MD-9630 | SP-2148 | MS-6267 MS-6267C |
| 2000 16V, 1AZ-FSE, 108 KW | 03/03 → 11/08 | SP-1227 | MD-9630 | FF-040 | MS-6267 MS-6267C |
| 2000 D-4D, 1AD-FTV, 93 KW | 09/06 → 11/08 | SP-1086 | MD-8198 | SP-1080 | MS-6267 MS-6267C |
| 2000 D-4D/D-CAT, 1CD-FTV, 85 KW | 03/03 → 07/05 | SP-1086 | MD-8134 | SP-1080 | MS-6267 MS-6267C |
| 2000 VVTi, 1AZ-FSE, 114 KW | 03/03 → 11/08 | SP-1227 | MD-9630 | | MS-6267 MS-6267C |
| 2200 D-4D, 2AD-FTV, 110 KW | 09/05 → 11/09 | SP-1086 | MD-8134 | SP-1080 | MS-6267 MS-6267C |
| 2200 D-CAT/2AD-FHV, 130 KW | 06/05 → 11/08 | SP-1087 MD-583 | MD-8198 | SP-1080 | MS-6267 MS-6267C |
| 2400 16V, 2AZ-FSE, 120 KW | 10/03 → 11/08 | SP-1227 | MD-9630 | | MS-6267 MS-6267C |

Avensis III (09-)

| | | | | | |
|-------------------------------------|---------------|--------|---------|---------|---------|
| 1600 16V, 1ZR-FAE, 97 KW | 01/09 → | MD-675 | MD-8226 | | MS-6368 |
| 1800 16V, 2ZR-FAE, 108 KW | 01/09 → | MD-675 | MD-8226 | | MS-6368 |
| 2000 16V, 3ZR-FAE, 112 KW | 01/09 → | MD-675 | MD-8226 | | MS-6368 |
| 2000 D-4D, 1AD-FTV, 93 KW | 01/09 → 10/11 | MD-583 | MD-8356 | SP-1080 | MS-6368 |
| 2200 D-4D, 2AD-FHV, 2AD-FTY, 110 KW | 01/09 → 10/11 | MD-583 | MD-8356 | SP-1080 | MS-6368 |
| | 11/11 → | MD-583 | MD-8356 | | MS-6368 |
| 2200 D-CAT, 1AD-FTV, 91 KW | 11/11 → | MD-583 | MD-8356 | SP-1320 | MS-6368 |
| 2200 D-CAT, 2AD-FHV, 130 KW | 01/09 → 10/11 | MD-583 | MD-8356 | SP-1080 | MS-6368 |
| | 11/11 → | MD-583 | MD-8356 | | MS-6368 |

Avensis Verso (01-09)

| | | | | | |
|------------------------------|---------------|---------|--------------------|---------|---------|
| 2000 16V, 1AZ-FE/FSE, 110 KW | 08/01 → 11/09 | SP-1227 | MD-9630 MD-9306 | SP-2165 | MS-6240 |
|------------------------------|---------------|---------|--------------------|---------|---------|

Comments: MD-9630: Engine code 1AZ-FE, MD-9306: Engine code 1AZ-FSE.

| | | | | | |
|--------------------------------------|---------------|---------|---------|---------|---------|
| 2000 D-4D Turbodiesel, 1CD-FTV, 85KW | 08/01 → 08/05 | SP-1086 | MD-9212 | SP-1080 | MS-6240 |
|--------------------------------------|---------------|---------|---------|---------|---------|

Aygo (05-)

| | | | | | |
|-------------------------|---------|--------|--------------------|--------|---------|
| 1000, 1KR-FE, 50 KW | 07/05 → | SP-991 | MD-9682 | | MS-6313 |
| 1400 HDi, DV4TED, 40 KW | 03/06 → | MD-509 | MD-9756 MD-8486 | FF-058 | MS-6313 |

Comments: MD-9756: For dusty environment.

Cami

| | | | | | |
|------------------|---------|--|---------|--|--|
| 1300i Eng: K3VET | 05/00 → | | MD-9604 | | |
| 1300i Eng:K3-VE | 05/00 → | | MD-9604 | | |

Camry (83-)

| | | | | | |
|--------------------|---------------|--------|---------|---------|---------|
| 1800i SV20 | 10/85 → 12/89 | SP-926 | MD-046 | FF-011 | |
| 1800TD | 01/86 → | SP-836 | MD-9144 | SP-969 | |
| 1800TD CV10 | 08/82 → 09/85 | SP-836 | MD-9212 | SP-969 | |
| 2000i SV11 | 09/84 → 09/85 | SP-926 | MD-9140 | SP-2073 | |
| 2000i SV21 8V | 10/85 → 12/89 | SP-991 | MD-9140 | SP-2073 | |
| 2000i SV21 16V | 10/85 → 12/89 | SP-991 | MD-9140 | SP-2069 | |
| 2000i SV25 16V 4WD | 09/86 → 12/89 | SP-991 | MD-9140 | SP-2069 | |
| 2000i ZV30/ZV31 | 01/90 → 09/96 | SP-994 | MD-9212 | | |
| 2000TD CV11 | 08/85 → 09/85 | SP-836 | MD-9212 | SP-969 | |
| 2000TD CV20 | 10/85 → 12/89 | SP-992 | MD-9212 | SP-969 | |
| 2000TD CV30 | 01/90 → 09/96 | SP-992 | MD-9212 | SP-969 | |
| 2200i MCV20/SXV20 | 10/96 → | SP-991 | MD-9936 | | |
| 2200i SXV10 | 11/90 → 09/96 | SP-991 | MD-9936 | SP-2048 | |
| 2500i VZV21 | 02/88 → 06/90 | SP-994 | MD-9212 | SP-2069 | |
| 3000i MCV20/SXV20 | 10/96 → | SP-994 | MD-9936 | SP-2163 | |
| 3000i VCV10 | 11/90 → 09/96 | SP-994 | MD-9936 | SP-2048 | |
| 3500 VVTi | 01/06 → | MD-643 | MD-8294 | FF-039 | MS-6368 |

Camry Gracia

| | | | | | |
|------------------------------|---------|--------|---------|--|--|
| 2200 DOHC,En:5S-FE,Mod:SVX20 | 08/98 → | SP-991 | MD-9936 | | |
|------------------------------|---------|--------|---------|--|--|

TOYOTA

Camry Gracia

| | | | | | | |
|-----------------------------|---------------|--------|---------|--|--|--|
| 2500EFI,En:2MZ-EF,Mod:MCV21 | 01/96 → 07/98 | SP-994 | MD-9936 | | | |
| 2500EFI,En:2MZ-FE,Mod:MCV21 | 08/98 → | SP-994 | MD-9936 | | | |

Camry/Vista

| | | | | | | |
|--------------------------------|---------------|---------|---------|--------|--|--|
| 1800EFI,En:1ZZ-FE | 06/98 → | SP-991 | MD-9212 | | | |
| 1800EFI,En:4S-FE,Mod:SV40 | 06/94 → | SP-991 | MD-9212 | | | |
| 2000D-4D,En:3SFSE | 06/98 → | SP-991 | MD-9212 | | | |
| 2000EFI V6,En:1VZ-FE,Mod:VZV31 | 07/90 → 07/92 | SP-991 | MD-9212 | | | |
| 2000EFI,En:3S-FE | 07/90 → 07/94 | SP-991 | MD-9212 | | | |
| 2000TD,En:2C-T,Mod:CV30 | 07/90 → 06/94 | SP-992 | | SP-969 | | |
| 2200TD,En:3C-T,Mod:CV40 | 07/94 → 07/98 | SP-1086 | | SP-969 | | |

Carina E (92-97)

| | | | | | | |
|-------------------------------------|---------------|---------|---------|---------|---------|--|
| 1600i AT190 | 03/92 → 10/93 | SP-991 | MD-9212 | SP-2065 | MS-6246 | |
| | 05/96 → | SP-991 | MD-9306 | SP-2065 | MS-6246 | |
| 1600i AT190 (Made in Japan) | 11/93 → 04/96 | SP-991 | MD-9212 | SP-2065 | MS-6246 | |
| 1600i AT190 (Made in UK) | 11/93 → 04/96 | SP-991 | MD-9306 | SP-2065 | MS-6246 | |
| 1800i AT191 | 03/92 → 10/93 | SP-991 | MD-9212 | SP-2065 | MS-6246 | |
| | 05/96 → | SP-991 | MD-9306 | SP-2065 | MS-6246 | |
| 1800i AT191(Made in Japan) | 11/93 → 04/96 | SP-991 | MD-9212 | SP-2065 | MS-6246 | |
| 1800i AT191(Made in UK) | 11/93 → 04/96 | SP-991 | MD-9306 | SP-2065 | MS-6246 | |
| 2000D CT190 54KW | 07/92 → 12/94 | SP-992 | MD-9212 | SP-969 | MS-6246 | |
| | 01/96 → | SP-992 | MD-9380 | SP-969 | MS-6246 | |
| 2000i ST190 90/98KW | 03/92 → 10/93 | SP-991 | MD-9212 | SP-2053 | MS-6246 | |
| | 05/96 → | SP-991 | MD-9306 | SP-2053 | MS-6246 | |
| 2000i ST190 90/98KW (Made in Japan) | 11/93 → 04/96 | SP-991 | MD-9212 | SP-2053 | MS-6246 | |
| 2000i ST190 90/98KW (Made in UK) | 11/93 → 04/96 | SP-991 | MD-9306 | SP-2053 | MS-6246 | |
| 2000i ST191 116KW | 03/92 → 10/93 | SP-991 | MD-9212 | SP-2032 | MS-6246 | |
| | 05/96 → | SP-991 | MD-9306 | SP-2032 | MS-6246 | |
| 2000i ST191 116KW (Made in Japan) | 11/93 → 04/96 | SP-991 | MD-9212 | SP-2032 | MS-6246 | |
| 2000i ST191 116KW (Made in UK) | 11/93 → 04/96 | SP-991 | MD-9306 | SP-2032 | MS-6246 | |
| 2000i ST191 129KW | 03/92 → 10/93 | SP-991 | MD-9212 | | MS-6246 | |
| | 05/96 → | SP-991 | MD-9306 | | MS-6246 | |
| 2000i ST191 129KW (Made in Japan) | 11/93 → 04/96 | SP-991 | MD-9212 | | MS-6246 | |
| 2000i ST191 129KW (Made in UK) | 11/93 → 04/96 | SP-991 | MD-9306 | | MS-6246 | |
| 2000TD CT190 54KW | 03/92 → 12/94 | SP-992 | MD-9380 | SP-969 | MS-6246 | |
| | 01/96 → 10/97 | SP-1086 | MD-9380 | SP-1080 | MS-6246 | |
| 2000TD CT190 61KW | 01/96 → | SP-1086 | MD-9380 | SP-1080 | MS-6246 | |

Carina I TA (73-83)

| | | | | | | |
|------------------------|---------------|--------|---------|--------|--|--|
| 1600 TA12/4 1Vergaser | 04/69 → 07/77 | SP-836 | MD-046 | FF-003 | | |
| 1600 TA40/60 1Vergaser | 08/77 → 09/82 | SP-836 | MD-046 | FF-004 | | |
| 1600 TA40/60 DOHC | 09/77 → 09/82 | SP-836 | MD-048 | | | |
| 1800 TA4/TA6 | 08/77 → 09/82 | SP-836 | MD-046 | | | |
| 1800D CA60 | 01/82 → 09/82 | SP-836 | MD-9212 | SP-969 | | |

Carina II (82-93)

| | | | | | | |
|---------------------------|---------------|--------|---------|---------|--|--|
| 1600 AT151 | 10/82 → 12/86 | SP-926 | MD-424 | FF-011 | | |
| 1600 AT171 | 12/86 → 06/92 | SP-991 | MD-9832 | | | |
| 1600i AT171 | 03/00 → 10/89 | SP-991 | MD-9146 | SP-2071 | | |
| | 11/89 → 06/92 | SP-991 | MD-9212 | SP-2071 | | |
| 1800i ST150 | 08/84 → 07/86 | SP-926 | MD-9140 | SP-2072 | | |
| | 08/86 → 10/89 | SP-991 | MD-9140 | SP-2072 | | |
| 1800i ST171 | 12/86 → 06/92 | SP-991 | MD-9212 | SP-2071 | | |
| 2000D CT150 | 10/82 → 12/86 | SP-836 | MD-9212 | SP-969 | | |
| 2000D CT170 | 12/86 → 06/92 | SP-992 | MD-9212 | SP-969 | | |
| 2000i ST171 | 12/86 → 06/92 | SP-991 | MD-9212 | SP-2071 | | |
| 2000i ST171some/teilweise | 12/86 → 06/92 | SP-991 | MD-9140 | SP-2071 | | |

Celica (73-05)

| | | | | | | |
|------------------|---------------|--------|---------|---------|--|--|
| 1600 AT160 63KW | 08/85 → 02/90 | SP-991 | MD-424 | FF-011 | | |
| 1600i AT160 91KW | 08/85 → 02/90 | SP-991 | MD-9140 | SP-2072 | | |
| 1600i AT180 | 03/90 → 02/94 | SP-991 | MD-9146 | SP-2065 | | |
| 1800i AT180 | 03/90 → 02/94 | SP-991 | MD-9146 | SP-2065 | | |

TOYOTA

Celica (73-05)

| | | | | | | |
|-------------------------------|---------------|--------|---------|---------|--|--|
| 1800i AT200 85KW | 11/93 → 12/99 | SP-991 | MD-9936 | SP-2065 | | |
| 2000i ST 185 Turbo | 08/89 → 02/94 | SP-991 | MD-9212 | SP-2032 | | |
| 2000i ST162 | 08/85 → 09/86 | SP-926 | MD-9212 | SP-2072 | | |
| | 10/86 → 03/90 | SP-991 | MD-9212 | SP-2072 | | |
| 2000i ST165 Turbo | 10/86 → 02/90 | SP-994 | MD-9212 | SP-2070 | | |
| 2000i ST182 115KW | 08/89 → 02/94 | SP-991 | MD-9212 | SP-2032 | | |
| 2000i ST202 129KW | 03/94 → | SP-991 | MD-9936 | SP-2089 | | |
| 2000i Turbo ST204/ST205 178KW | 07/94 → | SP-994 | MD-9936 | SP-2089 | | |

Celica RA

| | | | | | | |
|----------------------|---------------|--------|--------|--------|--|--|
| 2000 RA2 1 Vergaser | 10/75 → 07/77 | SP-894 | MD-188 | FF-004 | | |
| 2000 RA40 1 Vergaser | 08/77 → 07/80 | SP-894 | MD-188 | FF-004 | | |
| 2000 RA40 2 Vergaser | 08/77 → 07/80 | SP-894 | MD-048 | FF-004 | | |
| 2000 RA61 | 01/80 → 08/82 | SP-920 | MD-212 | FF-004 | | |
| | 08/82 → 07/84 | SP-920 | MD-212 | FF-019 | | |
| 2000 RA63 | 01/80 → 07/84 | SP-894 | MD-048 | FF-004 | | |

Celica TA

| | | | | | | |
|----------------------|---------------|--------|--------|--------|--|--|
| 1600 1 Vergaser | 04/69 → 07/84 | SP-836 | MD-046 | FF-004 | | |
| 1600 DOHC 2 Vergaser | 08/72 → 07/80 | SP-836 | MD-048 | FF-004 | | |

Chaser/Mark II/Cresta

| | | | | | | |
|----------------------------------|---------------|--------|---------|---------|--|--|
| 1800EFI,4S-FE,SX100 | 04/97 → 07/98 | SP-994 | MD-9652 | | | |
| 1800EFI,4S-FE,SX90 | 10/92 → | SP-994 | MD-9652 | | | |
| 2000D,3Y-E,YX78V | 02/93 → 09/95 | SP-894 | MD-9828 | SP-2031 | | |
| 2000EFI Twin Turbo,1G-GTE,GX81 | 08/88 → 08/90 | SP-994 | MD-9828 | | | |
| 2000EFI,1G-FE,GX100 | 09/96 → | SP-994 | | | | |
| | 08/98 → | SP-994 | | | | |
| 2000EFI,3Y-E,YX78V | 09/95 → | SP-894 | MD-9828 | SP-2031 | | |
| 2400D,2L,LX80Y | 08/88 → 02/93 | SP-993 | | SP-969 | | |
| 2400EFI TD,2L TE,LX90 | 09/95 → 07/98 | SP-993 | MD-9656 | SP-969 | | |
| 2400TD,2L-TE,LZ100 | 08/98 → | SP-993 | MD-9656 | SP-1080 | | |
| 2500EFI 4WD,1JZ-GE,JZX93 | 10/92 → 09/96 | SP-994 | MD-9652 | | | |
| 2500EFI Twin Turbo,1JZ-GTE,JZX90 | 10/92 → 09/96 | SP-994 | MD-9652 | | | |
| 2500EFI,1JZ-GE,JZX90 | 10/92 → 09/96 | SP-994 | MD-9652 | | | |
| 3000EFI,2JZ-GE,JZX101 | 09/96 → 07/98 | SP-994 | | | | |
| 3000EFI,2JZ-GE,JZX91 | 10/92 → 09/96 | SP-994 | MD-9652 | | | |

Coaster

| | | | | | | |
|-------------------|---------------|---------|--------|--------|--|--|
| 2400 Mot 22R | 03/81 → 05/92 | SP-994 | MD-194 | FF-022 | | |
| 3200D | 01/77 → 01/82 | SP-920 | MD-194 | SP-902 | | |
| 3400D | 01/82 → 01/83 | SP-920 | MD-194 | SP-849 | | |
| | 02/82 → 08/84 | SP-920 | MD-194 | SP-921 | | |
| | 09/84 → | SP-920 | MD-194 | SP-969 | | |
| 3700D | 06/88 → 02/93 | SP-993 | MD-194 | SP-969 | | |
| 4000D | 05/82 → 01/90 | | MD-134 | SP-921 | | |
| | 02/90 → | SP-993 | MD-134 | SP-969 | | |
| 4000D,N04C-T | → | SP-1287 | | | | |
| 4200 D | 01/90 → | SP-993 | MD-134 | SP-969 | | |
| 4200 D Turbo | 01/90 → | SP-993 | MD-134 | SP-969 | | |
| 4200 EFI, (HDB51) | 01/06 → | SP-993 | | SP-969 | | |

Corolla (07-)


| | | | | | | |
|----------------------------|---------|--------|---------|--|---------|--|
| 1300 VVT, 1NR-FE, 74 KW | 10/08 → | | MD-8226 | | MS-6388 | |
| 1400 D-4D, 1ND-TV, 66 KW | 04/07 → | | | | MS-6388 | |
| 1600 16V, 1ZR-FAE, 97 KW | 01/09 → | | MD-8226 | | MS-6388 | |
| 1600 16V, 1ZR-FE, 91 KW | 04/07 → | SP-991 | MD-8226 | | MS-6388 | |
| 1800 16V, 2ZR-FAE, 108 KW | 01/09 → | | MD-8226 | | MS-6388 | |
| 2000 D-4D, 1AD-FTY, 93 KW | 04/07 → | | | | MS-6388 | |
| 2200 D-4D, 2AD-FHV, 130 KW | 02/07 → | | | | MS-6388 | |








Corolla E 5








| | | | | | | |
|----------------------|---------------|--------|--------|--------|--|--|
| 1600 TE51 1 Vergaser | 01/77 → 07/79 | SP-836 | MD-046 | FF-004 | | |
|----------------------|---------------|--------|--------|--------|--|--|

Corolla E 7

| | | | | | | |
|-----------|---------------|--------|--------|--------|--|--|
| 1300 KE70 | 08/79 → 05/82 | SP-894 | MD-344 | FF-004 | | |
|-----------|---------------|--------|--------|--------|--|--|

|  |  |  OIL |  AIR |  FUEL |  CABIN |  OTHER |
|---|--|--|--|---|--|--|
| TOYOTA | | | | | | |
| Corolla E 7 | | | | | | |
| 1600 TE71 1 Vergaser | 08/79 → 05/82 | SP-836 | MD-046 | FF-004 | | |
| 1600 TE71 DOHC 2Verg. | 08/79 → 05/82 | SP-836 | MD-048 | FF-004 | | |
| 1800D CE70 | 08/81 → 05/82 | SP-836 | MD-9212 | SP-969 | | |
| Corolla E 8 | | | | | | |
| 1300 AE8/FE8 | 05/82 → 04/86 | SP-926 | MD-424 | FF-011 | | |
| 1300 EE8 | 10/84 → 04/86 | SP-926 | MD-9824 | FF-011 | | |
| 1600 AE82 | 05/82 → 05/86 | SP-926 | MD-424 | FF-011 | | |
| 1600i AE82GT DOHC | 10/84 → 04/86 | SP-926 | MD-9140 | SP-2069 | | |
| 1600i AE86GT DOHC | 08/82 → 04/84 | SP-926 | MD-9818 | SP-2069 | | |
| 1600i AE86GT 77KW | 08/89 → 05/92 | SP-991 | MD-9212 | SP-2070 | | |
| 1600i AE86GT DOHC | 04/84 → 04/86 | SP-926 | MD-9830 | SP-2069 | | |
| 1800D CE80 | 05/82 → 04/86 | SP-836 | MD-9212 | SP-969 | | |
| Corolla E 9 | | | | | | |
| 1300 EE9 53KW | 05/86 → 05/92 | SP-991 | MD-9824 | SP-2070 | | |
| 1300 EE9 53KW some | 05/86 → 05/92 | SP-991 | MD-9146 | SP-2070 | | |
| 1300i EE9 60KW | 05/86 → 05/92 | SP-991 | MD-9146 | SP-2070 | | |
| 1600 AE92 | 05/86 → 08/89 | SP-991 | MD-9832 | FF-011 | | |
| 1600i AE92 92KW | 05/86 → 07/88 | SP-994 | MD-9146 | SP-2070 | | |
| | 08/89 → 05/92 | SP-994 | MD-9212 | SP-2070 | | |
| 1600i AE95 (4WD) | 03/88 → 05/92 | SP-991 | MD-9146 | SP-2070 | | |
| 1800D CE90 | 05/86 → 05/92 | SP-992 | MD-9212 | SP-969 | | |
| Corolla E10 | | | | | | |
| 1300i EE101 | 06/90 → 06/96 | SP-991 | MD-9934 | SP-2068 | | |
| 1400i EE100 | 05/92 → 06/96 | SP-991 | MD-9934 | SP-2068 | | |
| 1600i AE101 | 05/92 → 06/96 | SP-991 | MD-9932 | SP-2068 | | |
| 1800 4WD 81KW | 09/94 → 06/96 | SP-991 | MD-9934 | | | |
| 1800i AE101 | 05/92 → 06/96 | SP-991 | MD-9932 | SP-2068 | | |
| 2000D CE100 | 05/92 → 05/94 | SP-992 | MD-9212 | SP-969 | | |
| | 06/94 → 06/96 | SP-1086 | MD-9212 | SP-969 | | |
| Corolla E11 | | | | | | |
| 1300i E111 63KW | 07/97 → 12/99 | SP-991 | MD-9746 | SP-2068 | MS-6290 | |
| 1400i 16V, 71 KW | 07/96 → 12/98 | SP-991 | MD-9934 | SP-2068 | MS-6290 | |
| 1400i EE11 71KW Made in Japan | 07/96 → 12/98 | SP-991 | MD-9934 | SP-2068 | MS-6290 | |
| 1400i EE11 71KW Made in UK | 07/96 → 12/98 | SP-991 | MD-9754 | SP-2068 | MS-6290 | |
| 1600i 16V, 81 KW | 02/00 → | SP-991 | MD-9754 | SP-2147 | MS-6290 | |
| 1600i AE11 79/81KW | 07/96 → 12/98 | SP-991 | MD-9932 | SP-2068 | MS-6290 | |
| 1800 4WD 81KW | 07/96 → 12/98 | SP-991 | MD-424 | | MS-6290 | |
| 1900 Diesel 51KW | 02/00 → 12/01 | SP-943 | MD-9144 | | MS-6290 | |
| 2000 D-4D 66KW | 11/00 → 12/01 | SP-1086 | MD-9144 | SP-1080 | MS-6290 | |
| 2000D CE11 53/54KW | 07/96 → | SP-1086 | MD-9212 | SP-969 | MS-6290 | |
| Corolla E12J | | | | | | |
| 1400 WTi | 01/02 → | SP-991 | MD-9630 | FF-039 | MS-6267 MS-6267C | |
| 1600 WTi | 01/02 → 01/00 | SP-991 | MD-9630 | FF-039 | MS-6267 MS-6267C | |
| 1800 2ZZ-GE | 01/02 → | SP-1227 | MD-9630 | | MS-6267 MS-6267C | |
| 2.0 D-4D, 66KW | 01/02 → | SP-1086 | MD-8134 | SP-1080 | MS-6267 MS-6267C | |
| 2.2 D-4D,100 KW | 10/05 → | SP-1086 | MD-8198 | SP-1080 | MS-6267 MS-6267C | |
| Corolla E12U (02-) | | | | | | |
| 1400 D4-D, 1ND-TV, 66 KW | 07/04 → | SP-994 | MD-8134 | SP-1080 | MS-6267 MS-6267C | |
| 1400 WTi, 4ZZ-FE, 71 KW | 01/02 → | SP-991 | MD-9630 | SP-2147 | MS-6267 MS-6267C | |
| 1600 WTi, 3ZZ-FE, 81 KW | 01/02 → | SP-991 | MD-9630 | SP-2147 | MS-6267 MS-6267C | |

|  |  |  OIL |  AIR |  FUEL |  CABIN |  OTHER |
|---|--|--|--|---|--|--|
| TOYOTA | | | | | | |
| Corolla E12U (02-) | | | | | | |
| 1800 TS Compressor, 2ZZ-GE, 165 KW | 04/05 → | SP-1227 | MD-9630 | | MS-6267 MS-6267C | |
| 1800 WTL-i TS, 141 KW | 01/02 → | SP-991 | MD-9630 | SP-2147 | MS-6267 MS-6267C | |
| 2000 D-4D, 1C-FTV, 81 KW | 01/02 → 07/03 | SP-1086 | MD-8134 | SP-1080 | MS-6267 MS-6267C | |
| 2000 D-4D, 1CD-FTV, 66 KW | 01/02 → | SP-1086 | MD-8134 | SP-1080 | MS-6267 MS-6267C | |
| 2000 D-4D, 1CD-FTV, 85 KW | 06/03 → | SP-1086 | MD-8134 | SP-1080 | MS-6267 MS-6267C | |
| Corolla TA | | | | | | |
| 1300i Eng:2NZ-EF | 08/00 → | SP-991 | MD-9630 | | | |
| 1500i Eng:1NZ-FE | 08/00 → | SP-991 | MD-9630 | | | |
| 1500i Eng:1NZ-FE 4WD | 08/00 → | SP-991 | MD-9630 | | | |
| 1800i Eng:1ZZ-FE | 08/00 → | SP-991 | MD-9630 | | | |
| Corolla Verso (02-) | | | | | | |
| 1400, 4ZZ-FE, 71 KW | 01/02 → 05/04 | SP-991 | MD-9630 | | | |
| 1600, 3ZZ-FE, 81 KW | 01/02 → | SP-991 | MD-9630 | | | |
| | 04/04 → | SP-991 | MD-9630 | | MS-6267 MS-6267C | |
| 1800, 1ZZ-FE, 95 KW | 03/03 → | SP-991 | MD-9630 | | | |
| | 04/04 → | SP-991 | MD-9630 | | MS-6267 MS-6267C | |
| 1800, 1ZZ-FE, 99 KW | 01/02 → 05/04 | SP-991 | MD-9630 | | | |
| 2000 D-4D, 1CD-FTV, 66/85 KW | 01/02 → 05/04 | SP-1086 | MD-8134 | SP-1080 | | |
| 2200 D-4D, 2AD-FTV, 100 KW | 10/05 → | | MD-8198 | SP-1080 | MS-6267 MS-6267C | |
| 2200 D-CAT, 2AD-FHV, 130 KW | 10/05 → | | MD-8198 | SP-1080 | MS-6267 MS-6267C | |
| Corona (75-79) | | | | | | |
| 2000, 18R, 65 KW | 12/75 → 11/76 | SP-894 | | FF-022 | | |
| | 12/76 → 10/77 | SP-894 | | | | |
| | 01/76 → 05/79 | SP-894 | | | | |
| 2000, 65 KW | 12/75 → 11/76 | SP-894 | | FF-022 | | |
| | 12/76 → 10/77 | SP-894 | | | | |
| Corona (79-81) | | | | | | |
| 1800 RT102/112/117 | 08/72 → 08/77 | SP-836 | MD-188 | FF-003 | | |
| 1800 TT132 | 09/77 → 08/81 | SP-836 | MD-046 | FF-005 | | |
| 2000 RT 132 | 09/77 → 08/81 | SP-894 | MD-188 | FF-005 | | |
| 2000 RT104/114/118 | 08/72 → 08/77 | SP-894 | MD-188 | FF-003 | | |
| Corona T19/T20 (92-99) | | | | | | |
| 2000 16V GTI, 3S-FE, 125 KW | 09/95 → 09/99 | SP-991 | MD-9936 | SP-2089 | | |
| 2000 16V, 3S-FE, 103 KW | 09/95 → 09/99 | SP-991 | MD-9936 | SP-2089 | | |
| 2000 16V, 3S-FE, 98 KW | 10/93 → 09/95 | SP-991 | MD-9936 | SP-2089 | | |
| 2000 16V, T19, 54 KW | 02/92 → 12/95 | SP-992 | MD-9212 | SP-969 | MS-6246 | |
| Corona T21 (96-01) | | | | | | |
| 1600 16V, 4A-FE, 77 KW | 01/96 → 11/01 | SP-991 | MD-9212 | SP-2048 | MS-6246 | |
| 1800 16V, 7A-FE, 84 KW | 01/96 → 11/01 | SP-991 | MD-9212 | SP-2048 | MS-6246 | |
| Cressida (77-88) | | | | | | |
| 2000 RX30/35 | 12/76 → 08/80 | SP-894 | MD-188 | FF-003 | | |
| 2000 RX60 | 09/80 → 08/85 | SP-920 | MD-212 | FF-003 | | |
| 2000D LX60 | 09/80 → 07/84 | SP-920 | MD-9826 | SP-921 | | |
| 2000i GX60/61 | 08/81 → 07/84 | SP-920 | MD-9142 | SP-2069 | | |
| 2000i GX71 | 08/84 → 07/86 | SP-920 | MD-9828 | | | |
| | 07/86 → | SP-994 | MD-9828 | | | |
| 2200D LX60/LX62 | 09/80 → 07/84 | SP-920 | MD-9826 | SP-921 | | |
| 2400TD LX70 | 08/84 → 12/85 | SP-920 | MD-9826 | SP-969 | | |
| | 01/87 → | SP-993 | MD-9826 | SP-969 | | |
| 2800i MX73 | 08/84 → 07/86 | SP-920 | | SP-2074 | | |

|  |  |  OIL |  AIR |  FUEL |  CABIN |  OTHER |
|---|--|--|--|---|--|--|
| TOYOTA | | | | | | |
| Cressida (77-88) | | | | | | |
| 3000i MX83 | 08/86 → | SP-994 | MD-9828 | SP-2074 | | |
| Crown (80-85) | | | | | | |
| 2000 MS105 | 01/77 → 08/79 | SP-920 | MD-9802 | | | |
| 2000 RS110 | 09/79 → | | MD-188 | | | |
| 2000i MX112 | 09/79 → | SP-920 | MD-212 | | | |
| 2800i MS123 125KW | 09/82 → 12/85 | SP-920 | MD-9802 | SP-2074 | | |
| Crown A | | | | | | |
| 2000i Eng:1G-FE | 08/00 → | SP-994 | MD-8004 | | | |
| Dyna | | | | | | |
| 3000D some/teilweise | 09/84 → | SP-920 | MD-194 | SP-969 | | |
| Dyna (84-87) | | | | | | |
| 1600 (YH80),Eng:Y1 | 08/85 → 09/86 | SP-894 | MD-266 | FF-003 | | |
| 1800 YY51 | 08/85 → 08/86 | SP-994 | MD-266 | FF-003 | | |
| 1800 (YH81),Eng:2Y | 08/85 → 08/87 | SP-894 | MD-266 | FF-003 | | |
| 1800 (YY51),Eng:2Y | 08/87 → 09/93 | SP-894 | MD-266 | FF-003 | | |
| 2000 | 01/77 → 01/84 | SP-836 | | | | |
| | 01/84 → 01/87 | SP-894 | | | | |
| 2000 (YY61),Eng:3Y | 08/87 → 08/93 | SP-894 | MD-266 | FF-003 | | |
| 2200D LY60 | 01/88 → | SP-920 | MD-194 | SP-969 | | |
| 2400D LH80 | 08/85 → 08/86 | SP-920 | MD-752 | SP-969 | | |
| | 09/86 → 04/94 | SP-993 | MD-752 | SP-969 | | |
| 2400D LY50/LY60 | 08/85 → 12/85 | SP-920 | | SP-969 | | |
| 2400D LY60 | 01/87 → | SP-993 | MD-194 | SP-969 | | |
| 2500D (LH80),Eng:2L | 08/85 → 08/87 | SP-920 | | SP-969 | | |
| 3000D | 09/84 → | SP-920 | | SP-969 | | |
| 3000D BU | 08/77 → 08/84 | SP-920 | MD-194 | SP-902 | | |
| 3400D | 09/80 → 08/84 | SP-920 | MD-194 | SP-921 | | |
| | 09/84 → | SP-920 | | SP-921 | | |
| 3400D some/teilweise | 09/84 → | SP-920 | MD-134 | SP-921 | | |
| 3700D BU85 | 09/85 → 08/80 | SP-920 | MD-134 | SP-969 | | |
| 4000D | 04/82 → 04/82 | | MD-134 | SP-921 | | |
| 4000D, N04C-T | → | SP-1287 | | | | |
| 4600, S05C | → | SP-1287 | MD-5148 | SP-969 | | |
| 4900D,S05D | → | SP-1287 | MD-5148 | SP-969 | | |
| 5300, J05C | → | SP-1287 | MD-5148 | | | |
| Fielder TA | | | | | | |
| 1800i Eng: 2ZZ-GE | 08/00 → | SP-1227 | MD-9630 | | | |
| Funcruiser | | | | | | |
| 2000i SXA10 95KW 16V | 01/92 → | SP-991 | MD-9212 | SP-2101 | | |
| 2400i SXA10 | 01/92 → | SP-991 | MD-9212 | SP-2101 | | |
| GT-86 (12-) | | | | | | |
| 2000 16V, FA20, 147 KW | 06/12 → | | MD-9630 | | MS-6273 | |
| Hi-Ace (72-) | | | | | | |
| 1600 RH1 | 01/69 → 09/77 | MD-087 | MD-266 | FF-004 | | |
| 1600 RH2 | 10/77 → 11/85 | SP-894 | MD-266 | FF-004 | | |
| 1800 RH | 12/77 → 11/81 | SP-894 | MD-266 | | | |
| 1800 YH50/60 | 12/81 → 07/88 | SP-894 | MD-9800 | FF-019 | | |
| 2000 RH | 07/77 → 11/81 | SP-894 | MD-266 | FF-004 | | |
| 2000 YH | 01/84 → 07/88 | SP-894 | MD-9800 | FF-019 | | |
| 2000 ZH | 03/90 → 09/94 | SP-994 | MD-694 | SP-2067 | | |
| 2200D LH11/20/30 | 01/79 → 01/80 | SP-920 | MD-316 | SP-921 | | |
| | 02/80 → 11/81 | SP-920 | MD-192K MD-7134 | SP-921 | | |
| | 12/81 → 12/85 | SP-920 | MD-192K MD-7134 | SP-921 | | |
| 2400D (H12G) | 07/99 → | SP-993 | | SP-969 | | |
| 2400D LH102/112/114 | 08/89 → 09/94 | SP-993 | MD-694 | SP-969 | | |

TOYOTA

Hi-Ace (72-)

| | | | | | | |
|-------------------------|---------------|--------|--------------------|---------|--|--|
| 2400D LH51/61/71 | 01/84 → 07/86 | SP-920 | MD-192K MD-7134 | SP-969 | | |
| | 08/86 → 07/88 | SP-993 | MD-192K MD-7134 | SP-969 | | |
| 2400i H12 | 09/94 → | SP-994 | MD-694 | SP-2067 | | |
| 2400i ZH | 03/90 → 09/94 | SP-836 | MD-694 | SP-2067 | | |
| 2500 D-4D | 10/01 → | SP-836 | MD-5112 | SP-969 | | |
| | 10/06 → | SP-994 | MD-5112 | SP-969 | | |
| 2500D 58KW H12 Kasten | 10/94 → | SP-993 | MD-694 | SP-969 | | |
| 2500D 58KW H12 Kombi | 10/94 → | SP-993 | MD-5112 | SP-969 | | |
| 2500D ZH | 03/90 → 09/94 | SP-993 | MD-694 | SP-969 | | |
| 2500i 85KW H11/H13 | 10/94 → | SP-994 | MD-694 | | | |
| 2500TD 66 KW H12 Kasten | 10/94 → | SP-993 | | SP-969 | | |
| 2500TD 66 KW H12 Kombi | 10/94 → | SP-993 | MD-5112 | SP-969 | | |
| 2800D LH103 | 03/90 → 09/94 | SP-920 | MD-694 | SP-969 | | |

Hi-Lux (78-)

| | | | | | | |
|---|---------------|--------|---------|---------|---------|--|
| 1600 (RN3, RN4), (12R), 48 KW | 08/78 → 03/84 | SP-894 | | FF-004 | | |
| 1800 (YN5), (2Y), 58 KW | 01/83 → 12/89 | SP-894 | | FF-004 | | |
| 1800 (YN8, YN9), (2Y), 61 KW | 09/89 → 12/93 | SP-894 | | FF-004 | | |
| 2000 (RN3, RN4) | 05/79 → 10/84 | SP-894 | | FF-004 | | |
| 2000 (YN5), (3Y), 65 KW | 01/84 → 12/86 | SP-894 | | FF-004 | | |
| 2300 4WD (YN5), (4Y), 69 KW | 01/87 → 03/89 | SP-894 | | | | |
| 2400 (RN1, RN5, RN6), (22R), 84 KW | 06/89 → 08/98 | SP-994 | MD-9938 | SP-2079 | | |
| 2400 4WD (RN1,RN5,RN6), (22R), 84 KW | 08/97 → 09/05 | SP-994 | MD-9938 | SP-2079 | | |
| 2400 D (LN1), (2L), 55 KW | 07/98 → 01/02 | SP-993 | | SP-969 | | |
| 2400 D (LN5, LN6, LN8), (2L), 59 KW | 08/91 → 03/95 | SP-993 | MD-9802 | SP-969 | | |
| | 01/84 → 07/85 | SP-920 | MD-316 | SP-921 | | |
| | 08/85 → 09/85 | SP-920 | MD-316 | SP-969 | | |
| | 10/85 → 08/88 | SP-920 | MD-316 | SP-969 | | |
| | 09/88 → 02/89 | SP-920 | MD-9802 | SP-969 | | |
| | 03/89 → | SP-993 | MD-9802 | SP-969 | | |
| 2400 D (LN5, LN6, LN8), (2L), 61 KW | 03/83 → 12/95 | SP-993 | MD-9802 | SP-969 | | |
| 2400 D, 73 KW | 08/91 → 07/97 | SP-993 | MD-9802 | SP-969 | | |
| 2400i 4WD (RZN1), (2RZ-FE), 103 KW | 08/97 → 09/05 | SP-994 | | | | |
| 2400TD 4WD (LN1), (2L-T), 66 KW | 08/97 → 09/05 | SP-993 | | SP-1080 | | |
| 2500 D-4D (KDN1), (2KD-FTV), 65 KW | 10/01 → 08/05 | SP-994 | MD-5100 | SP-969 | | |
| | 09/05 → | SP-994 | MD-5100 | | | |
| 2500 D-4D (KDN1), (2KD-FTV), 75 KW | 10/01 → 09/05 | SP-994 | MD-5100 | SP-969 | | |
| 2500 D-4D (KUN1, KUN2), (2KD-FTV), 106 KW | 12/07 → | SP-994 | MD-5234 | MD-593 | MS-6368 | |
| 2500 D-4D (KUN1, KUN2), (2KD-FTV), 88 KW | 10/05 → | SP-994 | MD-5234 | MD-593 | MS-6368 | |
| 3000 D-4D (KUN1, KUN2), (1KD-FTV), 126 KW | 03/07 → | SP-994 | MD-5234 | MD-593 | MS-6368 | |

Highlander (00-07)

| | | | | | | |
|--------------------------------|---------------|--|---------|--|--|--|
| 2400, 2AZ-FER, 115 KW | 11/00 → 08/07 | | MD-8058 | | | |
| 3000 V6, 1MZ-FE, 164 KW | 11/00 → 08/07 | | MD-8058 | | | |
| 3300 V6 Hybrid, 3MZ-FE, 200 KW | 03/05 → 08/07 | | | | | |
| 3300 V6, 3MZ-FE, 170 KW | 08/03 → 08/07 | | MD-8058 | | | |

Highlander II (07-)

| | | | | | | |
|-------------------------|---------|--|---------|--|---------|--|
| 2700, 2AR-FE, 140 KW | 09/07 → | | MD-8058 | | MS-6368 | |
| 3500 V6, 2GR-FE, 201 KW | 09/07 → | | MD-8058 | | MS-6368 | |

IQ (09-)








| | | | | | | |
|------------------|---------------|--------|---------|---------|---------|--|
| 1000, 50 KW | 01/09 → | SP-991 | MD-8472 | | MS-6412 | |
| 1330 VVT, 72 KW | 07/09 → | SP-991 | MD-8472 | | MS-6412 | |
| 1400 D4-D, 66 KW | 01/09 → 01/00 | MD-651 | MD-8560 | SP-1080 | MS-6412 | |








IST (02-)








| | | | | | | |
|--------------------------|---------|--------|---------|--------|---------|--|
| 1300 EFI, (NCP60), 63 KW | 01/03 → | SP-991 | MD-9592 | FF-038 | MS-6188 | |
| 1500 EFI, (NCP61), 80 KW | 01/03 → | SP-991 | MD-9592 | FF-038 | MS-6188 | |
| 1500 EFI, (NCP65), 80 KW | 01/03 → | SP-991 | MD-9592 | FF-038 | MS-6188 | |

Landcruiser (09-)

| | | | | | | |
|----------------|---------|--|--|--------|---------|--|
| 4500 Diesel V8 | 01/08 → | | | MD-639 | MS-6368 | |
|----------------|---------|--|--|--------|---------|--|

|  |  |  OIL |  AIR |  FUEL |  CABIN |  OTHER |
|---|--|--|--|---|--|--|
| TOYOTA | | | | | | |
| Landcruiser (09-) | | | | | | |
| 4700 V8 (J20) 212 KW | 01/08 → | | MD-8462 | | MS-6368 | |
| Landcruiser FJ | | | | | | |
| 3900 FJ alle | 01/69 → 01/79 | SP-920 | MD-134 | | | |
| Landcruiser J10 | | | | | | |
| 4200TD 150KW | 01/98 → | SP-993 | MD-5272 | SP-969 | | |
| 4700i 173KW V8 | 01/98 → | SP-994 | | | | |
| Landcruiser J12 | | | | | | |
| 3000 D-4D 120KW | 01/03 → | SP-993 | MD-8170 | SP-969 | MS-6240 | |
| 3000 D-4D 122KW | 01/05 → | SP-993 | MD-8170 | SP-969 | MS-6240 | |
| 4000 D-4D 183 KW | 01/03 → | | MD-8150 | | MS-6240 | |
| 4000i, 183KW | 01/03 → | SP-994 | MD-8150 | SP-2169 | MS-6240 | |
| Landcruiser J4 | | | | | | |
| 3000D BJ40-43 | 08/79 → 10/84 | SP-920 | MD-134 | SP-902 | | |
| | 01/75 → 07/79 | SP-920 | | SP-902 | | |
| 3200D BJ41-44 | 01/79 → 01/82 | SP-920 | MD-134 | SP-902 | | |
| 3600D HJ45 | 01/75 → 12/80 | SP-920 | MD-134 | SP-921 | | |
| Landcruiser J5 | | | | | | |
| 4200 Benzin FJ5 | 02/75 → 07/80 | SP-920 | | FF-003 | | |
| Landcruiser J6 | | | | | | |
| 4000D HJ60 | 08/80 → 04/90 | | MD-134 | SP-921 | | |
| 4000TD HJ61 | 08/86 → 04/90 | | MD-134 | SP-921 | | |
| 4200 Benzin FJ6 | 08/80 → 01/88 | SP-920 | MD-134 | FF-003 | | |
| Landcruiser J7 | | | | | | |
| 2400 RJ70/73 | 11/84 → 01/90 | SP-920 | MD-212 | FF-011 | | |
| 2400D LJ70 | 11/84 → 12/86 | SP-920 | MD-236 | SP-969 | | |
| 2400i RJ70/73 | 01/90 → 12/92 | SP-994 | MD-9828 | SP-2064 | | |
| 2400TD LJ70/73 | 10/85 → 12/89 | SP-920 | MD-236 | SP-969 | | |
| | 01/90 → 09/94 | SP-993 | MD-236 | SP-969 | | |
| 3000TD KZJ73 | 01/94 → 06/96 | SP-993 | MD-134 | SP-969 | | |
| 3400D BJ70-75 | 08/80 → 10/84 | SP-920 | MD-134 | SP-921 | | |
| | 11/84 → 12/89 | SP-920 | MD-134 | SP-969 | | |
| 3400TD BJ70-75 | 10/85 → 12/89 | SP-920 | MD-134 | SP-969 | | |
| 3500D PZJ70/77 | 01/90 → 09/94 | SP-993 | MD-134 | SP-969 | | |
| 4200D | 05/90 → 09/94 | SP-993 | MD-134 | SP-969 | | |
| | 10/94 → | SP-993 | MD-134 | SP-969 | | |
| 4200TD | 05/90 → 09/94 | SP-993 | MD-134 | SP-969 | | |
| | 10/94 → | SP-993 | MD-134 | SP-969 | | |
| 4500i H2J7/K2J7 151/158KW | 01/95 → | SP-920 | | | | |
| Landcruiser J8 | | | | | | |
| 4000i FJ80 | 02/95 → | | MD-134 | SP-2090 | | |
| | 01/90 → 01/95 | SP-920 | MD-134 | SP-2090 | | |
| 4500i 151KW | 07/92 → | SP-920 | MD-134 | SP-2075 | | |
| Landcruiser J9 | | | | | | |
| 3000 D4-D | 10/00 → | SP-993 | MD-5148 | SP-969 | | |
| 3000TD KJ9 | 07/96 → | SP-993 | MD-5148 | SP-969 | | |
| 3400i ZJ9 131KW | 03/96 → | SP-994 | MD-9652 | SP-2079 | | |
| | | | MD-5296 | | | |
| Lite-Ace | | | | | | |
| 1800D CM30/35 | 09/86 → 12/89 | SP-992 | MD-9826 | SP-969 | | |
| Lite-Ace (79-95) | | | | | | |
| 1300 KM11/KM20 | 10/79 → 10/81 | SP-926 | MD-266 | FF-004 | | |
| 1300 KM21 | 11/81 → 09/85 | SP-926 | MD-9820 | FF-019 | | |
| 1300 KM50 | 10/85 → 07/90 | SP-926 | MD-9834 | | | |
| 1500 KM30-36 | 10/85 → 07/90 | SP-926 | MD-9834 | FF-003 | | |
| 1500 KR27 | 08/94 → | SP-894 | MD-9142 | FF-019 | | |
| 1800D CM20 | 10/81 → 07/86 | SP-836 | MD-192K | SP-969 | | |
| | | | MD-7134 | | | |
| 1800D CM30/35 | 10/85 → 08/86 | SP-836 | MD-9826 | SP-969 | | |

|  |  |  OIL |  AIR |  FUEL |  CABIN |  OTHER |
|---|--|--|--|---|--|--|
| TOYOTA | | | | | | |
| Lite-Ace (79-95) | | | | | | |
| 2000D CM36 | 09/86 → 01/91 | SP-992 | MD-192K MD-7134 | SP-969 | | |
| 2000i YR22/29 65KW | 01/91 → 01/92 01/92 → | SP-894 | MD-9142 MD-9142 | | | |
| Modell F | | | | | | |
| 1800 YR20 | 11/81 → 07/84 08/84 → | SP-894 SP-894 | MD-9826 MD-9830 | FF-019 | | |
| 2000 YR21 | 08/82 → 07/88 | SP-894 | MD-9826 | FF-019 | | |
| 2000i YR22/YR31 | 08/85 → | SP-894 | MD-9142 | | | |
| MR2 | | | | | | |
| 1600i AW11 | 11/84 → 04/86 05/86 → 07/86 | SP-926 SP-994 | MD-9818 MD-9828 | SP-2077 SP-2077 | | |
| 2000i SW20 | 08/86 → 05/90 06/90 → 01/94 01/94 → | SP-994 SP-991 SP-991 | MD-9828 MD-9212 MD-9212 | SP-2069 SP-2078 | | |
| Paseo | | | | | | |
| 1500i EL5 | 02/96 → | SP-991 | MD-9984 | SP-2124 | | |
| Picnic | | | | | | |
| 2000i 16V XM1 | 04/96 → | SP-991 | MD-9212 | SP-2119 | MS-6246 | |
| 2200 TD | 08/97 → | SP-1086 | MD-9144 | SP-1080 | MS-6246 | |
| Pilot (08-) | | | | | | |
| 3500 V6, J35Z4 | 05/08 → | | | | MS-6291 | |
| Platz | | | | | | |
| 1000 EFI, ISZ-FE | 12/01 → | SP-991 | MD-9682 | | | |
| 1500EFI, INZ-FE | 11/00 → | SP-991 | MD-9592 | | | |
| Previa | | | | | | |
| 2000 D4-D 16V 85KW | 04/01 → | SP-1086 | MD-9760 | SP-1080 | | |
| 2400 16V 2AZ-FE | 08/00 → | SP-1227 | | FF-039 | MS-6240 | |
| 2400 2AZ-FE, 115KW | 06/00 → | SP-1227 | | FF-039 | MS-6240 | |
| 2400i TCR11 97KW | 10/90 → | SP-994 | MD-9938 | SP-2066 | MS-6240 | |
| 3500 | 11/06 → | MD-643 | MD-8294 | | MS-6368 | |
| Prius (00-) | | | | | | |
| 1500, 1NZ-FE, 53 KW | 10/00 → 12/03 | SP-991 | MD-9796 | | MS-6240 | |
| 1500, 1NZ-FE, 57 KW | 01/04 → 05/09 | SP-991 | MD-8426 | | MS-6240 | |
| 1800 Hybrid, 2ZR-FXE, 100 KW | 06/12 → | | | | MS-6368 | |
| 1800, 2ZR-FXE, 73 KW | 06/09 → | MD-675 | MD-8562 | | MS-6240 | |
| Publica | | | | | | |
| 1000 KP30-36 | 10/68 → 01/73 10/72 → 01/78 | SP-894 SP-894 | MD-048 MD-048 | FF-003 | | |
| RAV 4 I (94-00) | | | | | | |
| 2000i 95KW | 05/94 → 08/00 | SP-991 | MD-9212 | SP-2101 | MS-6188 | |
| RAV 4 II (00-06) | | | | | | |
| 1800 16V VVTi, Eng: 1ZZ-FE, 92KW | 06/00 → 02/06 | SP-991 | MD-9600 | FF-038 | MS-6188 | |
| 2000 16V VVTi, Eng: 1AZ-FE, 110KW | 06/00 → 02/06 01/03 → 02/06 | SP-1227 SP-1227 | MD-9600 MD-9600 | FF-038 FF-040 | MS-6188 MS-6188 | |
| 2000 D-4D 16V 85KW | 08/01 → 02/06 | SP-1086 | MD-9760 | SP-1080 | MS-6188 | |
| RAV 4 III (05-) | | | | | | |
| 2000 VVTi (XA3), 1AZ-FE, 112 KW | 03/06 → | SP-1227 | MD-8294 | | MS-6368 | |
| 2000 VVTi, 3ZR-FAE, 116 KW | 03/06 → | SP-1227 | MD-8294 | | MS-6368 | |
| 2200 D-4D, 110 KW | 04/09 → | | MD-8270 | SP-1080 | MS-6368 | |
| 2200 D4-D,2AD-FHV, 130 KW | 03/06 → | MD-583 | MD-8270 | SP-1080 | MS-6368 | |
| 2200, D4-D,2AD-FTV, 100 KW | 03/06 → | MD-583 | MD-8270 | SP-1080 | MS-6368 | |
| 2400 VVTi, 125 KW | 11/05 → | SP-1227 | MD-8294 | | MS-6368 | |
| 3500 VVTi, 201 KW | 11/05 → | SP-1227 | MD-8294 | | MS-6368 | |
| RAV 4 IV (12-) | | | | | | |
| 2000 D4-D, 1AD-FTV, 91 KW | 12/12 → | MD-583 | MD-8270 | SP-1080 | MS-6368 | |
| 2000 VVT-i, 3ZR-FAE, 111 KW | 12/12 → | | MD-8226 | | MS-6368 | |
| 2000 VVT-i, 3ZR-FE, 107 KW | 12/12 → | | MD-8226 | | MS-6368 | |

|  |  |  OIL |  AIR |  FUEL |  CABIN |  OTHER |
|---|--|--|--|---|--|--|
| TOYOTA | | | | | | |
| RAV 4 IV (12-) | | | | | | |
| 2200 D-CAT, 2AD-FHV, 110 KW | 12/12 → | MD-583 | MD-8270 | SP-1080 | MS-6368 | |
| 2200 D4-D, 2AD-FTV, 110 KW | 12/12 → | MD-583 | MD-8270 | SP-1080 | MS-6368 | |
| 2500 VVT-i, 2AR-FE, 132 KW | 12/12 → | | | | MS-6368 | |
| Rush (06-) | | | | | | |
| 1300, 63 KW | 03/06 → | | | | | |
| 1500, 16V, 77 KW | 05/06 → | SP-1008 | | | MS-6273 | |
| 1500, 4X4, 80 KW | 03/06 → | | | | | |
| 1500, 80 KW | 03/06 → | | | | | |
| Sparky | | | | | | |
| 1300EFi (K3-VE) | → | SP-1008 | MD-8146 | | | |
| Starlet | | | | | | |
| 1000 EP70 | 11/84 → 04/86 | SP-926 | MD-9824 | FF-004 | | |
| | 05/86 → 02/90 | SP-991 | MD-9824 | FF-004 | | |
| 1000 EP80 | 03/90 → 01/91 | SP-991 | MD-9824 | FF-004 | | |
| 1000 KP60 | 02/78 → 07/82 | SP-926 | MD-048 | FF-003 | | |
| | 08/81 → 10/84 | SP-926 | MD-344 | FF-003 | | |
| 1200 KP62 | 02/78 → 07/82 | SP-926 | MD-048 | FF-003 | | |
| 1300 EP71 | 11/84 → 02/90 | SP-991 | MD-9824 | FF-004 | | |
| 1300 EP81 | 02/90 → 02/96 | SP-991 | MD-9196 | SP-2053 | | |
| 1300 EP82 | 02/90 → 02/96 | SP-991 | MD-9188 | SP-2053 | | |
| 1300 KP61 | 08/80 → 10/84 | SP-926 | MD-344 | FF-003 | | |
| 1300i EP91 | 02/96 → | SP-991 | MD-9654 | SP-2124 | | |
| 1500D NP70 | 01/87 → 01/89 | SP-992 | MD-9140 | SP-969 | | |
| 1500D NP80 | 02/90 → 01/96 | SP-992 | MD-9140 | SP-969 | | |
| 1500D NP90 | 02/96 → | | MD-9140 | | | |
| Supra | | | | | | |
| 2800i MA61 | 03/81 → 01/86 | SP-920 | MD-9802 | SP-2075 | | |
| 3000i MA70 | 01/86 → 12/89 | SP-994 | MD-9828 | SP-2076 | | |
| 3000i MA70 Turbo | 09/86 → 01/92 | SP-994 | MD-9828 | SP-2076 | | |
| 3000i Turbo ZA80 | 01/92 → 08/94 | SP-994 | MD-9652 | SP-2101 | | |
| 3000i ZA80 24V | 01/92 → 07/94 | SP-994 | MD-9652 | SP-2101 | | |
| Tercel | | | | | | |
| 1300 AL11 | 07/79 → 07/82 | SP-926 | MD-424 | FF-004 | | |
| 1500 AL20 2WD | 05/82 → 12/85 | SP-926 | MD-424 | FF-004 | | |
| 1500 AL25 4WD | 08/81 → 04/84 | SP-926 | MD-424 | FF-004 | | |
| | 05/84 → 12/88 | SP-991 | MD-424 | FF-004 | | |
| Tundra (07-) | | | | | | |
| 5700, 3UR-FE, 264 KW | 01/07 → | | | | MS-6368 | |
| Urban Cruiser (09-) | | | | | | |
| 1330 VVT, 74 KW | 04/09 → | | MD-9682 | | MS-6368 | |
| 1400 D4-D, 66KW | 04/09 → | MD-651 | MD-8560 | SP-1080 | MS-6368 | |
| 1500 VVTi, 80 KW | 10/06 → | | | | | |
| Verso (09-) | | | | | | |
| 1600, 97 KW | 04/09 → | MD-675 | MD-8226 | | MS-6368 | |
| 1800, 108 KW | 04/09 → | MD-675 | MD-8226 | | MS-6368 | |
| 2000 D-4D, 93 KW | 04/09 → | MD-583 | | SP-1080 | MS-6368 | |
| 2200 D-4D, 110 KW | 04/09 → | MD-583 | | SP-1080 | MS-6368 | |
| 2200 D-CAT, 130 KW | 04/09 → | MD-583 | | SP-1080 | MS-6368 | |
| Verso S (10-) | | | | | | |
| 1300 VVT, 73 KW | 11/10 → | | MD-9592 | | MS-6368 | |
| 1400 D-4D, 66 KW | 11/10 → 01/00 | | MD-8560 | | MS-6368 | |
| Voxy A | | | | | | |
| 2000D Eng: 1AZ-FSE 4WD | 11/01 → | SP-1227 | MD-9630 | | | |
| 2000D Eng:1AZ-FSE | 11/01 → | SP-1227 | MD-9630 | | | |
| Yaris I / Vitz (99-06) | | | | | | |
| 1000 16V, 48 KW | 03/03 → | SP-991 | MD-9682 | | MS-6188 | |
| Comments: MS-6188: Country of vehicle manufacture Japan | | | | | | |
| | 03/03 → | SP-991 | MD-9682 | | MS-6240 | |
| Comments: MS-6240: Country of vehicle manufacture France | | | | | | |

TOYOTA

Yaris I / Vitz (99-06)

| | | | | | | |
|--|---------------|--------|---------|---------|---------|--|
| 1000i 16V,1SZ-FE, 50 KW | 03/99 → | SP-991 | MD-9682 | FF-038 | MS-6188 | |
| Comments: MS-6188: Country of vehicle manufacture Japan | | | | | | |
| | 03/99 → | SP-991 | MD-9682 | FF-038 | MS-6240 | |
| Comments: MS-6240: Country of vehicle manufacture France | | | | | | |
| 1300, 2SZ-FE, 64 KW | 04/02 → | SP-991 | MD-9682 | | MS-6188 | |
| Comments: MS-6188: Country of vehicle manufacture Japan | | | | | | |
| | 04/02 → | SP-991 | MD-9682 | | MS-6240 | |
| Comments: MS-6240: Country of vehicle manufacture France | | | | | | |
| 1300i 16V,2SZ-FE, 63 KW | 09/98 → | SP-991 | MD-9592 | FF-038 | MS-6188 | |
| Comments: MS-6188: Country of vehicle manufacture Japan | | | | | | |
| | 09/98 → | SP-991 | MD-9592 | FF-038 | MS-6240 | |
| Comments: MS-6240: Country of vehicle manufacture France | | | | | | |
| 1400 D-4D,1ND-TV, 55 KW | 09/01 → | SP-994 | MD-8078 | SP-1080 | MS-6240 | |
| Comments: MS-6240: Country of vehicle manufacture France | | | | | | |
| | 09/01 → | SP-994 | MD-8078 | SP-1080 | MS-6188 | |
| Comments: MS-6188: Country of vehicle manufacture Japan | | | | | | |
| 1500 VVTi, 110 KW | 03/03 → 07/05 | | MD-8226 | | MS-6188 | |
| Comments: MS-6188: Country of vehicle manufacture Japan | | | | | | |
| | 03/03 → 07/05 | | MD-8226 | | MS-6240 | |
| Comments: MS-6240: Country of vehicle manufacture France | | | | | | |
| 1500i 16V VVTi TS, 1NZ-FE, 78 KW | 02/01 → | SP-991 | MD-9592 | FF-038 | MS-6188 | |
| Comments: MS-6188: Country of vehicle manufacture Japan | | | | | | |
| | 02/01 → | SP-991 | MD-9592 | FF-038 | MS-6240 | |
| Comments: MS-6240: Country of vehicle manufacture France | | | | | | |

Yaris II (06-)

| | | | | | | |
|-------------------------|---------------|--------|---------|---------|---------|--|
| 1000 16V, 1KR-FE, 51 KW | 01/06 → | SP-991 | MD-9682 | | MS-6368 | |
| 1300, 2SZ-FE, 64 KW | 01/06 → | SP-991 | MD-9682 | | MS-6368 | |
| 1330, VVT, 73 KW | 01/09 → | MD-581 | MD-9592 | | MS-6368 | |
| 1400 D-4D, 66 KW | 01/06 → 12/08 | SP-994 | MD-8272 | SP-1080 | MS-6368 | |
| | 01/09 → 08/11 | | MD-8560 | SP-1080 | MS-6368 | |
| 1800 16V, 98 KW | 01/07 → | MD-675 | MD-8226 | | MS-6368 | |

Yaris III (11-)

| | | | | | | |
|--------------------------|---------|--------|---------|--|---------|--|
| 1000 12V, 1KR-FE, 51 KW | 09/11 → | SP-991 | MD-9682 | | MS-6368 | |
| 1300 VVT, 1NR-FE, 73 KW | 09/11 → | | MD-9592 | | MS-6368 | |
| 1400 D-4D, 1ND-TV, 66 KW | 09/11 → | | MD-8560 | | MS-6368 | |
| 1500 Hybrid, 55 KW | 03/12 → | SP-991 | | | MS-6368 | |

TRABANT

1100

| | | | | | | |
|------|---------------|--------|---------|--------|--|--|
| 1100 | 11/89 → 12/90 | SP-812 | MD-9432 | FF-010 | | |
|------|---------------|--------|---------|--------|--|--|

601

| | | | | | | |
|--------------------|---------------|--------|---------|--------|--|--|
| 1100, 4V05, 30 KW | 05/90 → 12/91 | SP-812 | MD-9432 | | | |
| 600, 17 KW | 07/66 → 05/10 | | MD-634 | FF-010 | | |
| 600, P63/64, 19 KW | 03/70 → 04/90 | | MD-634 | FF-010 | | |

TC

| | | | | | | |
|-----------|---------------|--|--------|--|--|--|
| 2500 78KW | 01/75 → 12/77 | | MD-064 | | | |
|-----------|---------------|--|--------|--|--|--|

VAUXHALL

-> Opel

→

VOLVO

142-145 (66-75)

| | | | | | | |
|---------------------------|---------------|--------|--|--------|--|--|
| 2000, B20B/D, 70-74 KW | 11/68 → 09/72 | SP-816 | | FF-009 | | |
| 2000, B20E/B20F, 85-91 KW | 09/70 → 08/75 | SP-816 | | | | |

164 (68-74)







| | | | | | | |
|---------------------|---------------|--------|--|--------|--|--|
| 3000, B30A, 96 KW | 10/68 → 07/73 | SP-801 | | FF-009 | | |
| 3000i, B30E, 118 KW | 08/72 → 07/74 | SP-816 | | | | |

240-245 (74-93)

| | | | | | | |
|-------------|---------------|--------|---------|--|--|--|
| 1800 (B17A) | 12/74 → 06/77 | SP-816 | MD-9448 | | | |
|-------------|---------------|--------|---------|--|--|--|

VOLVO








| 240-245 (74-93) | | | | | | |
|-----------------------------|---------------|---------|---------|---------|--|--|
| 2000 (B19A), 66 KW | 09/74 → 08/77 | SP-816 | | FF-009 | | |
| | 09/77 → 07/78 | SP-816 | MD-9448 | FF-009 | | |
| 2000 (B20A), 60 KW | 09/73 → 08/76 | SP-816 | MD-144 | FF-009 | | |
| | 09/76 → 07/85 | SP-816 | MD-9448 | FF-009 | | |
| 2000D (D20) | 05/74 → 07/78 | SP-915 | MD-9432 | SP-966 | | |
| 2000i (B19E/F+B200E/F) | 08/80 → 07/84 | SP-816 | MD-9448 | SP-2022 | | |
| | 08/84 → 07/93 | SP-816 | MD-9448 | SP-2004 | | |
| 2000i Turbo (B19ET) | 01/82 → 07/93 | SP-816 | MD-546 | SP-2022 | | |
| 2100 (B21A) 71 KW | 09/73 → 08/77 | SP-816 | MD-144 | FF-009 | | |
| 2100 (B21A), 71 KW | 09/73 → 08/77 | SP-816 | | FF-009 | | |
| 2100 (B21A), 74 KW | 09/77 → 12/82 | SP-816 | MD-9448 | FF-009 | | |
| 2100i (B21E/F), 90 KW | 06/78 → 07/80 | SP-816 | MD-9448 | SP-2002 | | |
| | 08/80 → 08/81 | SP-816 | MD-9448 | SP-2004 | | |
| | 09/81 → 01/93 | SP-816 | MD-9448 | SP-2022 | | |
| 2100i Turbo (B21ET), 114 KW | 08/80 → 07/84 | SP-816 | MD-546 | SP-2022 | | |
| 2300 (B23A), 82 KW | 08/80 → 07/84 | SP-816 | MD-9448 | FF-009 | | |
| 2300i (B23E), 103 KW | 08/80 → 03/85 | SP-816 | MD-9448 | SP-2022 | | |
| 2300i (B23E), 98 KW | 04/86 → 12/89 | SP-816 | MD-9448 | SP-2004 | | |
| 2400D (D24), 60 KW | 09/78 → 09/93 | SP-1044 | MD-9432 | SP-966 | | |
| 262-265 (74-82) | | | | | | |
| 2700 (B27A), 92 KW | 01/74 → 12/82 | SP-816 | | | | |
| 2700i (B27E), 103 KW | 07/78 → 07/82 | SP-816 | MD-9124 | SP-2002 | | |
| | 01/75 → 06/78 | SP-816 | | | | |
| 2800i (B28E), 114 KW | 08/80 → 07/82 | SP-816 | MD-9124 | SP-2022 | | |
| 2800i (B28E), 95 KW | 08/80 → 07/82 | SP-816 | MD-9124 | SP-2002 | | |
| 340-345 (74-91) | | | | | | |
| 1300, B14.4S, 51 KW | 08/75 → 07/83 | SP-946 | MD-390 | | | |
| 1400 (B14), 16 KW | 08/80 → 05/84 | SP-816 | MD-390 | FF-009 | | |
| 1400 (B14), 46 KW | 06/84 → 12/88 | SP-946 | MD-390 | FF-009 | | |
| 1400 (B14), 47 KW | 08/79 → 07/83 | SP-816 | MD-076 | FF-009 | | |
| 1600D BOSCH, (D16), 40 KW | 06/84 → 07/91 | SP-946 | MD-9406 | SP-966 | | |
| 1600D CAV, (D16), 40 KW | 06/84 → 07/91 | SP-946 | MD-9406 | MD-195 | | |
| 1700 (B17), 59 KW | 06/84 → 07/91 | SP-946 | MD-390 | FF-009 | | |
| 2000, (B200K), 70 KW | 08/80 → 07/83 | SP-816 | MD-9448 | FF-009 | | |
| 2000i, (B19A), 65 KW | 08/80 → 07/84 | SP-816 | MD-546 | | | |
| 360 (81-90) | | | | | | |
| 1700, (B17), 59 KW | 01/82 → 06/90 | SP-816 | MD-390 | | | |
| 1900, (B19E), 83 KW | 01/82 → 07/84 | SP-816 | MD-9448 | | | |
| 1900i, (B19A), 65 KW, | 01/82 → 07/84 | SP-816 | MD-546 | | | |
| 2000, (B200E), 85 KW | 01/82 → 07/86 | SP-816 | MD-9448 | | | |
| 2000i Turbo, (B200F), 80 KW | 09/82 → 12/89 | SP-816 | MD-546 | SP-2004 | | |
| 2000i, (B200K), 75 KW | 01/85 → 07/90 | SP-816 | MD-546 | SP-2004 | | |
| 440 (88-96) | | | | | | |
| 1600i 61KW | 09/88 → 07/96 | SP-946 | MD-9110 | SP-2022 | | |
| 1700i 70/75/78KW | 08/88 → 12/96 | SP-946 | MD-9072 | SP-2022 | | |
| 1700i Turbo 88/90KW | 08/88 → 12/96 | SP-946 | MD-9072 | SP-2022 | | |
| 1700i, B18, 64KW | 09/88 → 08/93 | SP-946 | MD-628 | SP-2022 | | |
| 1800i 66KW | 08/90 → 07/96 | SP-946 | MD-9110 | SP-2022 | | |
| 1900TD (K) Eng:D19T 66KW | 09/94 → | SP-952 | MD-9222 | MD-093 | | |
| 1900TD 66KW | 01/90 → 12/93 | SP-952 | MD-9072 | | | |
| | 01/94 → 07/96 | SP-952 | MD-9072 | MD-093 | | |
| | 09/93 → 07/96 | SP-912 | MD-9072 | MD-093 | | |
| 2000i 80/81KW | 09/90 → 07/96 | SP-946 | MD-9110 | SP-2022 | | |
| 460 (88-) | | | | | | |
| 1600i, B16F, 61KW | 07/92 → 07/96 | SP-946 | MD-9110 | SP-2022 | | |
| 1700, B18KP, 64 KW | 01/90 → 09/90 | SP-946 | MD-9072 | SP-2022 | | |
| 1700i Turbo, B18FT, 88/90KW | 08/89 → 07/96 | SP-946 | MD-9110 | SP-2022 | | |
| 1700i, 75 KW | 03/90 → | SP-946 | MD-9110 | SP-2022 | | |
| 1800i, B18U, 66KW | 01/90 → 07/96 | SP-946 | MD-9110 | SP-2022 | | |

|  |  |  OIL |  AIR |  FUEL |  CABIN |  OTHER |
|---|--|--|--|---|--|--|
| VOLVO | | | | | | |
| 460 (88-) | | | | | | |
| 1900TD, D19T, 66 KW | 01/90 → 08/93 | SP-946 | MD-9072 | MD-093 | | |
| | 09/93 → 07/96 | SP-912 | MD-9072 | MD-093 | | |
| 2000i, B20F, 80/81KW | 01/91 → 07/96 | SP-952 | MD-9110 | SP-2022 | | |
| 480 (88-96) | | | | | | |
| 1700i Turbo, B18FT, 90 KW | 01/87 → 12/96 | SP-946 | MD-9072 | SP-2022 | | |
| 1700i, B18EP, 88 KW | 01/86 → 07/96 | SP-946 | MD-9110 | SP-2022 | | |
| 2000i, B20F, 81 KW | 01/91 → 09/95 | SP-952 | MD-9110 | SP-2022 | | |
| 66 (72-79) | | | | | | |
| 1100, B11, 33 KW | 08/75 → 08/78 | SP-816 | MD-076 | | | |
| 740 (83-92) | | | | | | |
| 2000, B200, 82-89 KW | 09/82 → 07/92 | SP-816 | MD-9588 | FF-009 | | |
| 2000i Turbo | 09/82 → 07/92 | SP-816 | MD-9450 | SP-2004 | | |
| 2000i, B200ET, 120 KW | 09/82 → 07/92 | SP-816 | MD-9588 | SP-2004 | | |
| 2300, B230E, 96 KW | 09/82 → 12/90 | SP-816 | MD-9588 | FF-009 | | |
| 2300i Turbo, B230 ET/FT, 121-140 KW | 09/82 → 12/90 | SP-816 | MD-9450 | SP-2004 | | |
| 2300i, B234F, 111 KW | 09/82 → 12/90 | SP-816 | MD-9588 | SP-2004 | | |
| 2400D, D24, 60 KW | 01/84 → 07/90 | SP-1044 | MD-9450 | SP-966 | | |
| 2400TD, D24T, 80 KW | 01/84 → 07/92 | SP-1044 | MD-9450 | SP-966 | | |
| 760 (81-92) | | | | | | |
| 2300i Turbo, B23/B230, 127-134 KW | 01/82 → 07/84 | SP-816 | MD-9450 | SP-2004 | | |
| 2300i, B230FT, 119 KW | 01/88 → 07/92 | SP-816 | MD-9044 | SP-2004 | | |
| 2400TD, D24T, 80-82 KW | 01/82 → 07/92 | SP-1044 | MD-9450 | SP-966 | | |
| 2800i, B28/B280, 95-115 KW | 08/81 → 07/92 | SP-816 | MD-9044 | SP-2004 | | |
| 780 Bertone (86-90) | | | | | | |
| 2800i, B280E, 115 KW | 08/86 → 07/87 | SP-816 | MD-9588 | SP-2004 | | |
| 2800i, B280F, 108 KW | 08/87 → 07/90 | SP-816 | MD-9588 | SP-2004 | | |
| 850 (91-97) | | | | | | |
| 2000i 20V Turbo, B5204FT, B5204T, 155 KW | 01/91 → 12/96 | SP-816 | MD-9294 | SP-2100 | MS-6164 | |
| 2000i, B5204F, 105 KW | 04/92 → 12/96 | SP-850 | MD-9294 | SP-2100 | MS-6164 | |
| 2300i Turbo T5, B5234FT, 166 KW | 01/92 → 02/97 | SP-816 | MD-9294 | SP-2100 | MS-6164 | |
| 2500i 20V, B5254S, 125 KW | 01/91 → 02/97 | SP-816 | MD-9294 | SP-2100 | MS-6164 | |
| 2500i 4WD, B5254T, 142 KW | 04/96 → 12/96 | SP-850 | MD-9294 | SP-2100 | MS-6164 | |
| 2500i Turbo T5, B5234T4, 184 KW | 08/93 → 02/97 | SP-816 | MD-9294 | SP-2100 | MS-6164 | |
| 940 (88-95) | | | | | | |
| 2000i, B200F, 82 KW | 01/91 → 08/93 | SP-850 | MD-9588 | SP-2004 | | |
| 2300i 16V, B234F, 114 KW | 01/90 → 12/93 | SP-850 | MD-9588 | SP-2004 | | |
| 2300i Turbo, B230FT, 121 KW | 01/90 → 12/93 | SP-850 | MD-9450 | SP-2004 | | |
| 2400TD, D24T, 80 KW | 01/90 → 07/95 | SP-1044 | MD-9450 | SP-966 | | |
| 940 II (94-98) | | | | | | |
| 2000 Turbo, B200FT, 114 KW | 04/96 → 10/98 | SP-829 | MD-9450 | SP-2004 | | |
| 2300 Turbo, B230FK, 99 KW | 08/95 → 10/98 | SP-829 | MD-9450 | SP-2004 | | |
| 2300 Turbo, B230FT, 121 KW | 08/94 → 10/98 | SP-829 | MD-9450 | SP-2004 | | |
| 2300 Turbo, B230FT, 126 KW | 08/95 → 10/98 | SP-829 | MD-9450 | SP-2004 | | |
| 2300, B230FB, 96 KW | 08/94 → 10/98 | SP-829 | MD-9588 | SP-2004 | | |
| 2300, B230FD, 85 KW | 08/94 → 07/95 | SP-829 | MD-9588 | SP-2004 | | |
| 2400 TD Intercooler, D24TIC, 90 KW | 08/94 → 10/98 | SP-958 | MD-9450 | SP-966 | | |
| 960 (90-96) | | | | | | |
| 2400TD, D24TIC, 85 KW | 01/91 → 12/96 | SP-1044 | MD-9450 | SP-966 | | |
| 2500i 24V, B6254S, B6304S, 125-150 KW | 08/93 → 12/96 | SP-816 | MD-9588 | SP-2004 | | |
| 2900i 24V, B6304S, 150KW | 08/94 → 12/96 | SP-816 | MD-9588 | SP-2004 | | |
| 3000i, B6304F, 150 KW | 08/90 → 07/94 | SP-816 | MD-9588 | SP-2004 | | |
| Amazon (56-70) | | | | | | |
| 2000, B20A | 06/56 → 12/70 | SP-816 | | | | |
| 2000, B20B/D | 06/56 → 12/70 | SP-816 | MD-144 | | | |
| C30 (06-) | | | | | | |
| 1600 D2, D4162T, 84 KW | 10/10 → | MD-509 | MD-5294 | | MS-6303 MS-6303C | |

VOLVO

| C30 (06-) | | | | | | |
|--|---------------|---------|---------|---------|---------|----------|
| 1600 Diesel, D4164T, 80 KW | 12/06 → 05/07 | MD-509 | MD-8158 | SP-1360 | MS-6303 | MS-6303C |
| | 06/07 → 09/10 | MD-509 | MD-5294 | SP-1360 | MS-6303 | MS-6303C |
| 1600 Diesel, D4204T, 100 KW | 12/06 → 05/07 | MD-525 | MD-8106 | MD-563 | MS-6303 | MS-6303C |
| | 06/07 → 10/10 | MD-525 | MD-5294 | MD-563 | MS-6303 | MS-6303C |
| 1600, B4164 S3, 74 KW | 12/06 → 05/07 | SP-1072 | MD-8108 | SP-2159 | MS-6303 | MS-6303C |
| | 06/07 → 09/10 | SP-1072 | MD-5294 | SP-2159 | MS-6303 | MS-6303C |
| 1800 / 1800 Flexifuel, B4184 S11/S8, 92 KW | 12/06 → 05/07 | | MD-8108 | SP-2159 | MS-6303 | MS-6303C |
| 2000 / 2000 Flexifuel, B4204 S3/B4204 S4, 107 KW | 12/06 → 05/07 | | MD-8108 | SP-2159 | MS-6303 | MS-6303C |
| | 06/07 → | | MD-5294 | SP-2159 | MS-6303 | MS-6303C |
| 2000 D3, D5204T, 110 KW | 10/10 → | MD-715 | MD-8586 | MD-647 | MS-6303 | MS-6303C |
| 2000 D4, D5204 T5, 130 KW | 10/10 → | MD-715 | MD-8586 | MD-647 | MS-6303 | MS-6303C |
| 2400 D5, D5244 T8, 132 KW | 12/06 → 04/10 | MD-469 | MD-8306 | MD-647 | MS-6303 | MS-6303C |
| 2400, B5254 T3, 125 KW | 12/06 → 04/10 | MD-469 | MD-8306 | SP-2159 | MS-6303 | MS-6303C |
| 2500 T5, B5244 T3, 162 KW | 12/06 → 12/08 | MD-469 | MD-8306 | SP-2159 | MS-6303 | MS-6303C |
| 2500 T5, D5254 T7, 169 KW | 03/07 → | MD-469 | MD-8306 | SP-2159 | MS-6303 | MS-6303C |
| Electric | 12/10 → | | | | MS-6303 | MS-6303C |
| C70 I (97-05) | | | | | | |
| 2000 20V Turbo, B5204T3, 166 KW | 03/97 → 06/98 | SP-829 | MD-9294 | SP-2100 | MS-6132 | |
| | 07/98 → 09/05 | MD-357 | MD-9294 | SP-2100 | MS-6132 | |
| 2000 20V, B5204T2, 132 KW | 03/97 → 09/05 | SP-829 | MD-9294 | SP-2100 | MS-6132 | |
| 2000 Turbo, B5204T4, 120 KW | 03/00 → 10/05 | MD-357 | MD-9294 | SP-2100 | MS-6132 | |
| 2300 20V T-5, B5234T3, 176 KW | 03/97 → 06/98 | SP-829 | MD-9294 | SP-2100 | MS-6132 | |
| | 07/98 → 09/05 | MD-357 | MD-9294 | SP-2100 | MS-6132 | |
| 2300 T-5, B5234T3, 180 KW | 07/02 → 09/05 | MD-357 | MD-9294 | SP-2100 | MS-6132 | |
| 2400 20V Turbo, B5254T, 142 KW | 03/97 → 06/98 | SP-829 | MD-9294 | SP-2100 | MS-6132 | |
| | 07/98 → 09/05 | MD-357 | MD-9294 | SP-2100 | MS-6132 | |
| 2400 20V, B5254S | 03/00 → 09/05 | MD-357 | MD-9294 | SP-2100 | MS-6132 | |
| 2400 Turbo, B5244T, 142 KW | 03/00 → 09/05 | MD-357 | MD-9294 | SP-2100 | MS-6132 | |
| 2500 20V, B5244S, 121 KW | 03/99 → 09/05 | MD-357 | MD-9294 | SP-2100 | MS-6132 | |
| C70 II (06-) | | | | | | |
| 2000 D3, D5204T, 110 KW | 10/10 → | MD-715 | MD-8586 | MD-647 | MS-6303 | MS-6303C |
| 2000 D4, D5204T5, 130 KW | 10/10 → | MD-715 | MD-8586 | MD-647 | MS-6303 | MS-6303C |
| 2000 Diesel, D4204T, 100 KW | 05/08 → | MD-525 | MD-5294 | MD-563 | MS-6303 | MS-6303C |
| 2400 D5, D5244T8, 132 KW | 03/06 → | MD-469 | MD-8586 | MD-647 | MS-6303 | MS-6303C |
| 2400 Diesel, 120 KW | 03/07 → | MD-469 | MD-8586 | MD-647 | MS-6303 | MS-6303C |
| 2400, B5244S4, 125 KW | 03/06 → | MD-469 | MD-8306 | SP-2159 | MS-6303 | MS-6303C |

|  |  |  OIL |  AIR |  FUEL |  CABIN |  OTHER |
|---|--|--|--|---|--|--|
| VOLVO | | | | | | |
| C70 II (06-) | | | | | | |
| 2400, B5244S5, 103 KW | 03/06 → | MD-469 | MD-8306 | SP-2159 | MS-6303 MS-6303C | |
| 2500 T5, B5254T3, 162 KW | 03/06 → | MD-469 | MD-8306 | SP-2159 | MS-6303 MS-6303C | |
| 2500 T5, B5254T7, 169 KW | 03/07 → | MD-469 | MD-8306 | SP-2159 | MS-6303 MS-6303C | |
| S40 I (95-04) | | | | | | |
| 1600 16V, B4164S, 80 KW | 03/99 → 12/99 | MD-357 | MD-9304 | SP-2132 | | |
| | 01/00 → 06/00 | MD-357 | MD-9304 | SP-2132 | MS-6208 | |
| | 07/00 → 02/04 | MD-357 | MD-9304 | SP-2145 | MS-6208 | |
| 1600i, B4164 S, 77 KW | 09/95 → 08/99 | MD-357 | MD-9304 MD-9466 | SP-2132 | | |
| Comments: MD-9304: From chassis no. 190625, MD-9466: To chassis no. 190624. | | | | | | |
| 1800, B4184S, 85 KW | 07/95 → 06/97 | SP-829 | MD-9466 | SP-2132 | | |
| | 07/97 → 10/97 | MD-357 | MD-9466 | SP-2132 | | |
| | 11/97 → 12/99 | MD-357 | MD-9304 | SP-2132 | | |
| 1800, B4184S, 90 KW | 06/01 → 02/04 | MD-357 | MD-9304 | SP-2145 | MS-6208 | |
| 1800, B4184S2, 90 KW | 03/99 → 12/99 | MD-357 | MD-9304 | SP-2132 | | |
| | 01/00 → 06/00 | MD-357 | MD-9304 | SP-2132 | MS-6208 | |
| | 07/00 → 02/04 | MD-357 | MD-9304 | SP-2145 | MS-6208 | |
| 1800, B4184SM/SJ, 92 KW | 03/98 → 12/99 | SP-1001 | MD-9304 | SP-2132 | | |
| | 01/00 → 06/00 | SP-1001 | MD-9304 | SP-2132 | MS-6208 | |
| | 07/00 → 02/04 | SP-1001 | MD-9304 | SP-2145 | MS-6208 | |
| 1900 DI, D4192T, 66 KW | 07/95 → 10/99 | SP-952 | MD-9440 | SP-1098 | | |
| 1900 DI, D4192T2, 70 KW | 05/99 → 12/99 | SP-952 | MD-9440 | SP-1098 | | |
| | 01/00 → 07/00 | SP-952 | MD-9440 | SP-1098 | MS-6208 | |
| 1900 DI, D4192T3, 85 KW | 05/00 → 02/04 | SP-952 | MD-9440 | MD-397 | MS-6208 | |
| 1900 DI, D4192T4, 75 KW | 05/00 → 02/04 | SP-952 | MD-9440 | MD-397 | MS-6208 | |
| 1900 T4, B4192T2, 147 KW | 05/97 → 06/98 | MD-357 | MD-9440 | SP-2132 | | |
| | 07/98 → 12/99 | MD-357 | MD-9304 | SP-2132 | | |
| | 01/00 → 07/00 | MD-357 | MD-9304 | SP-2132 | MS-6208 | |
| 2000 16V, B4204S, 103 KW | 07/95 → 06/97 | SP-829 | MD-9466 | SP-2132 | | |
| | 07/97 → 10/97 | MD-357 | MD-9466 | SP-2132 | | |
| | 11/97 → 12/99 | MD-357 | MD-9304 | SP-2132 | | |
| 2000 16V, B4204S2, 100 KW | 07/95 → 06/97 | SP-829 | MD-9466 | SP-2132 | | |
| | 07/97 → 10/97 | MD-357 | MD-9466 | SP-2132 | | |
| | 11/97 → 12/99 | MD-357 | MD-9304 | SP-2132 | | |
| | 01/00 → 06/00 | MD-357 | MD-9304 | SP-2132 | MS-6208 | |
| | 07/00 → 02/04 | MD-357 | MD-9304 | SP-2145 | MS-6208 | |
| 2000 T, B4204T, 118 KW | 10/97 → 12/99 | MD-357 | MD-9440 | SP-2132 | | |
| | 01/00 → 07/00 | MD-357 | MD-9440 | SP-2132 | MS-6208 | |
| 2000 T, B4204T3, 121 KW | 05/00 → 07/01 | MD-357 | MD-9440 | SP-2145 | MS-6208 | |
| 2000 T4, B4194T5, 147 KW | 05/00 → 02/04 | MD-357 | MD-9440 | SP-2145 | MS-6208 | |
| 2500 RT, B5254T3, 221 KW | 03/03 → 02/04 | MD-357 | MD-8022 | SP-2145 | MS-6208 | |
| S40 II (04-) | | | | | | |
| 1600 D2, D4162T, 84 KW | 10/10 → | MD-509 | MD-5294 | | MS-6303 MS-6303C | |
| 1600 Diesel, D4164T, 80 KW | 12/04 → 09/05 | MD-509 | MD-8106 | FF-064 | MS-6303 MS-6303C | |
| | 10/05 → 05/07 | MD-509 | MD-8158 | SP-1360 | MS-6303 MS-6303C | |
| | 06/07 → 09/10 | MD-509 | MD-5294 | SP-1360 | MS-6303 MS-6303C | |
| 1600, B4164S3, 74 KW | 12/04 → 08/06 | | MD-8108 | SP-2159 | MS-6303 MS-6303C | |
| | 09/06 → 05/07 | SP-1072 | MD-8108 | SP-2159 | MS-6303 MS-6303C | |
| | 06/07 → | SP-1072 | MD-5294 | SP-2159 | MS-6303 MS-6303C | |

|  |  |  OIL |  AIR |  FUEL |  CABIN |  OTHER |
|--|--|--|--|---|--|--|
| VOLVO | | | | | | |
| S40 II (04-) | | | | | | |
| 1800/1800 Flexifuel, B4184S11/S8, 92 KW | 05/04 → 05/07 | | MD-8108 | SP-2159 | MS-6303 MS-6303C | |
| | 06/07 → 12/09 | | MD-5294 | SP-2159 | MS-6303 MS-6303C | |
| 2000 D3, D5204T, 110 KW | 10/10 → | MD-715 | MD-8586 | MD-647 | MS-6303 MS-6303C | |
| 2000 D4, D5024T5, 130 KW | 10/10 → | MD-715 | MD-8586 | MD-647 | MS-6303 MS-6303C | |
| 2000 Diesel, D4204T, 100 KW | 02/04 → 05/07 | MD-525 | MD-8106 | MD-563 | MS-6303 MS-6303C | |
| | 06/07 → | MD-525 | MD-5294 | MD-563 | MS-6303 MS-6303C | |
| 2000, B4204S3, 107 KW | 09/06 → 05/07 | | MD-8108 | SP-2159 | MS-6303 MS-6303C | |
| | 06/07 → | | MD-5294 | SP-2159 | MS-6303 MS-6303C | |
| 2400 D5, D5244T8, 132 KW | 06/06 → 12/09 | MD-469 | MD-8586 | MD-647 | MS-6303 MS-6303C | |
| 2400, B5244S, 125 KW | 02/04 → 12/09 | MD-469 | MD-8306 | SP-2159 | MS-6303 MS-6303C | |
| 2400, B5244S5, 103 KW | 02/04 → 12/09 | MD-469 | MD-8306 | SP-2159 | MS-6303 MS-6303C | |
| 2500 T5, B5254T3, 162 KW | 02/04 → | MD-469 | MD-8306 | SP-2159 | MS-6303 MS-6303C | |
| 2500 T5, D5244T7, 169 KW | 02/04 → | MD-469 | MD-8306 | SP-2159 | MS-6303 MS-6303C | |
| S60 I (00-10) | | | | | | |
| 2000 T, B5204T5, 132 KW | 07/00 → 02/03 | MD-357 | MD-8022 | SP-2145 SP-2132 | MS-6181 MS-6181C | |
| Comments: SP-2145: From chassis no. 18764, SP-2132: To chassis no. 18763. | | | | | | |
| | 03/03 → 12/06 | MD-357 | MD-8022 | SP-2175 SP-2132 | MS-6181 MS-6181C | |
| Comments: SP-2132: To chassis no. 18763. | | | | | | |
| | 01/07 → 04/10 | MD-357 | MD-8418 | SP-2175 SP-2132 | MS-6181 MS-6181C | |
| Comments: SP-2132: To chassis no. 18763. | | | | | | |
| 2300 T5, B5234T3, 184 KW | 07/00 → 02/03 | MD-357 | MD-8022 | SP-2145 SP-2132 | MS-6181 MS-6181C | |
| Comments: SP-2145: From chassis no. 18764, SP-2132: To chassis no. 18763. | | | | | | |
| | 03/03 → 06/04 | MD-357 | MD-8022 | SP-2175 SP-2132 | MS-6181 MS-6181C | |
| Comments: SP-2132: To chassis no. 18763. | | | | | | |
| 2400 D, D5244T, 92 KW | 05/05 → 04/10 | MD-469 | MD-8022 | MD-553 SP-1281 | MS-6181 MS-6181C | |
| Comments: MD-553: From chassis no. 367587, SP-1281: To chassis no. 367586. | | | | | | |
| 2400 D, D5344T, 96 KW | 10/01 → 04/10 | MD-469 | MD-8022 | MD-553 SP-1281 | MS-6181 MS-6181C | |
| Comments: MD-553: From chassis no. 367587, SP-1281: To chassis no. 367586. | | | | | | |
| 2400 D5, D5244T2, 120 KW | 05/05 → 04/10 | MD-469 | MD-8260 MD-8022 | MD-553 SP-1281 | MS-6181 MS-6181C | |
| Comments: MD-8260: From chassis no. 522429, MD-8022: To chassis no. 522428, MD-553: From chassis no. 367587, SP-1281: To chassis no. 367586. | | | | | | |
| | 08/05 → 04/10 | MD-469 | MD-8260 | MD-553 SP-1281 | MS-6181 MS-6181C | |
| Comments: MD-553: From chassis no. 367587, SP-1281: To chassis no. 367586. | | | | | | |
| 2400 R AWD, B5254T3, 221 KW | 03/03 → 04/10 | MD-357 | MD-5254 | SP-2175 | MS-6181 MS-6181C | |
| 2400 T, B5244T5, 147 KW | 07/00 → 12/02 | MD-357 | MD-8022 | SP-2145 SP-2132 | MS-6181 MS-6181C | |
| Comments: SP-2145: From chassis no. 18764, SP-2132: To chassis no. 18763. | | | | | | |
| 2400 T5 20V, B5244T5, 191 KW | 06/04 → 04/10 | MD-357 | MD-5254 | SP-2175 | MS-6181 MS-6181C | |

VOLVO

S60 I (00-10)

| | | | | | | |
|---|---------------|--------|---------|--------------------|---------------------|--|
| 2400, B5244S, 125 KW | 07/00 → 02/03 | MD-357 | MD-8022 | SP-2145 SP-2132 | MS-6181 MS-6181C | |
| Comments: SP-2145: From chassis no. 18764, SP-2132: To chassis no. 18763. | | | | | | |
| | 03/03 → 04/10 | MD-357 | MD-8022 | SP-2175 SP-2132 | MS-6181 MS-6181C | |
| Comments: SP-2132: To chassis no. 18763. | | | | | | |
| 2400, B5244S2, 103 KW | 07/00 → 02/03 | MD-357 | MD-8022 | SP-2145 SP-2132 | MS-6181 MS-6181C | |
| Comments: SP-2145: From chassis no. 18764, SP-2132: To chassis no. 18763. | | | | | | |
| | 03/03 → 04/10 | MD-357 | MD-8022 | SP-2175 SP-2132 | MS-6181 MS-6181C | |
| Comments: SP-2132: To chassis no. 18763. | | | | | | |
| 2500 T, B5254T2, 154 KW | 10/02 → 04/10 | MD-357 | MD-8022 | SP-2145 | MS-6181 MS-6181C | |

S60 II / V60 (10-)

| | | | | | |
|------------------------------|---------|---------|---------|---------|---------|
| 1600 D2, D4162T, 84 KW | 04/11 → | MD-509 | MD-8418 | | MS-6388 |
| 1600 T3, B4164T3, 110 KW | 11/10 → | SP-1072 | MD-8418 | | MS-6388 |
| 1600 T4, B4164T, 132 KW | 11/10 → | SP-1072 | MD-8418 | | MS-6388 |
| 2000 D3, 100 KW | 05/12 → | MD-715 | MD-8418 | MD-647 | MS-6388 |
| 2000 D3, D5204T2, 120 KW | 07/10 → | MD-715 | MD-8418 | MD-647 | MS-6388 |
| 2000 T, B4204T6, 149 KW | 07/10 → | | MD-8418 | SP-2174 | MS-6388 |
| 2000 T5, B4204T7, 177 KW | 11/10 → | | MD-8418 | SP-2174 | MS-6388 |
| 2400 D5, D5244T10, 151 KW | 07/10 → | MD-715 | MD-8418 | MD-647 | MS-6388 |
| 2400 D5, D5244T11, 158 KW | 06/11 → | MD-715 | MD-8418 | MD-647 | MS-6388 |
| 2400 D5, D5244T15, 120 KW | 12/12 → | MD-715 | MD-8022 | MD-647 | MS-6388 |
| 2400Hybrid, D5244T11, 158 KW | 06/11 → | MD-715 | MD-8418 | MD-647 | MS-6388 |
| 3000 T6, B6304T4, 224 KW | 07/10 → | MD-627 | | SP-2174 | MS-6388 |








S70 (97-00)

| | | | | | |
|---------------------------------|---------------|---------|---------|---------|---------|
| 2000 20V Turbo, B5204T3, 166 KW | 01/97 → 06/98 | SP-829 | MD-9294 | SP-2100 | MS-6132 |
| | 07/98 → 12/00 | MD-357 | MD-9294 | SP-2100 | MS-6132 |
| 2000 20V Turbo, B5204T4, 155 KW | 01/97 → 06/98 | SP-829 | MD-9294 | SP-2100 | MS-6132 |
| | 07/98 → 12/00 | MD-357 | MD-9294 | SP-2100 | MS-6132 |
| 2000 20V, B5204T2, 132 KW | 01/97 → 12/00 | SP-829 | MD-9294 | SP-2100 | MS-6132 |
| 2000, B5202S, 93 KW | 01/97 → 12/00 | SP-829 | MD-9294 | SP-2100 | MS-6132 |
| 2000, B5204F, 105 KW | 01/97 → 12/00 | SP-829 | MD-9294 | SP-2100 | MS-6132 |
| 2300 T-5, B5234T3, 176 KW | 01/97 → 06/98 | SP-829 | MD-9294 | SP-2100 | MS-6132 |
| | 07/98 → 12/00 | MD-357 | MD-9294 | SP-2100 | MS-6132 |
| 2300 Turbo, B5234FT, 184 KW | 01/97 → 06/98 | SP-829 | MD-9294 | SP-2100 | MS-6132 |
| | 07/98 → 12/00 | MD-357 | MD-9294 | SP-2100 | MS-6132 |
| 2500 TDI, D5252, 103 KW | 01/97 → 12/00 | SP-1040 | MD-9294 | SP-1030 | MS-6132 |
| 2500 Turbo, B5254T, 142 KW | 01/97 → 06/98 | SP-829 | MD-9294 | SP-2100 | MS-6132 |
| | 07/98 → 12/00 | MD-357 | MD-9294 | SP-2100 | MS-6132 |
| 2500, B5244SG, 103 KW | 08/99 → 12/00 | MD-357 | MD-9294 | SP-2100 | MS-6132 |
| 2500, B5252S, 106 KW | 01/97 → 12/00 | SP-829 | MD-9294 | SP-2100 | MS-6132 |
| 2500, B5254S/B5244S, 125 KW | 01/97 → 12/00 | MD-357 | MD-9294 | SP-2100 | MS-6132 |
| | | SP-829 | | | |

Comments: MD-357: Engine code B5254S, SP-829: Engine code B5244S.

S80 I (98-)

| | | | | | | |
|---|---------------|--------|--------------------|--------------------|---------------------|--|
| 2000 20V Turbo, B5204T3, 166 KW | 05/98 → 07/06 | MD-357 | MD-8022 MD-9502 | SP-2145 SP-2132 | MS-6181 MS-6181C | |
| Comments: MD-9502: Partly/or, SP-2145: From chassis no. 184993, SP-2132: To chassis no. 184992. | | | | | | |
| 2000 20V Turbo, B5204T4/5, 120 KW | 05/98 → 07/06 | MD-357 | MD-8022 MD-9502 | SP-2145 SP-2132 | MS-6181 MS-6181C | |
| Comments: MD-9502: Partly/or, SP-2145: From chassis no. 184993, SP-2132: To chassis no. 184992. | | | | | | |
| 2000 Turbo, B5204T5, 132 KW | 12/99 → 02/03 | MD-357 | MD-8022 MD-9502 | SP-2145 SP-2132 | MS-6181 MS-6181C | |
| Comments: MD-9502: Partly/or, SP-2145: From chassis no. 184993, SP-2132: To chassis no. 184992. | | | | | | |
| | 03/03 → 07/06 | MD-357 | MD-8022 MD-9502 | SP-2175 SP-2132 | MS-6181 MS-6181C | |
| Comments: MD-9502: Partly/or, SP-2132: To chassis no. 184992. | | | | | | |

|  |  |  OIL |  AIR |  FUEL |  CABIN |  OTHER |
|---|--|--|--|---|--|--|
| VOLVO | | | | | | |
| S80 I (98-) | | | | | | |
| 2400 20V Bi-Fuel, B5244SG2, 103 KW | 09/01 → 02/03 | MD-357 | MD-9502 | SP-2145 SP-2132 | MS-6181 MS-6181C | |
| Comments: SP-2145: From chassis no. 184993, SP-2132: To chassis no. 184992. | | | | | | |
| | 03/03 → 07/06 | MD-357 | MD-9502 | SP-2175 SP-2132 | MS-6181 MS-6181C | |
| Comments: SP-2132: To chassis no. 184992. | | | | | | |
| 2400 20V, B5244S, 125 KW | 05/98 → 02/03 | MD-357 | MD-8022 MD-9502 | SP-2145 SP-2132 | MS-6181 MS-6181C | |
| Comments: MD-9502: Partly/or, SP-2145: From chassis no. 184992, SP-2132: To chassis no. 184992. | | | | | | |
| | 03/03 → 07/06 | MD-357 | MD-8022 MD-9502 | SP-2175 SP-2132 | MS-6181 MS-6181C | |
| Comments: MD-9502: Partly/or, SP-2132: To chassis no. 184992. | | | | | | |
| 2400 20V, B5244S/S2, 103 KW | 05/98 → 02/03 | MD-357 | MD-8022 | SP-2145 SP-2132 | MS-6181 MS-6181C | |
| Comments: SP-2145: From chassis no. 184993, SP-2132: To chassis no. 184992. | | | | | | |
| | 03/03 → 07/06 | MD-357 | MD-8022 | SP-2175 SP-2132 | MS-6181 MS-6181C | |
| Comments: SP-2132: To chassis no. 184992. | | | | | | |
| 2400 D, D5244T, 96 KW | 09/01 → 07/06 | MD-469 | MD-8022 | MD-553 SP-1281 | MS-6181 MS-6181C | |
| Comments: MD-553: From chassis no. 359377, SP-1281: To chassis no. 359376. | | | | | | |
| 2400 D5, D5244T2, 120 KW | 03/01 → 07/06 | MD-469 | MD-8022 | MD-553 SP-1281 | MS-6181 MS-6181C | |
| Comments: MD-553: From chassis no. 359377, SP-1281: To chassis no. 359376. | | | | | | |
| 2400 D5, D5244T3, 136 KW | 08/05 → | MD-469 | MD-8022 | MD-553 SP-1281 | MS-6181 MS-6181C | |
| Comments: MD-553: From chassis no. 359377, SP-1281: To chassis no. 359376. | | | | | | |
| 2400 T, B5244T3, 147 KW | 11/00 → 02/03 | MD-469 | MD-8022 MD-9502 | SP-2145 SP-2132 | MS-6181 MS-6181C | |
| Comments: MD-9502: Partly/or, SP-2145: From chassis no. 184993, SP-2132: To chassis no. 184992. | | | | | | |
| | 03/03 → 07/06 | MD-469 | MD-8022 MD-9502 | SP-2175 SP-2132 | MS-6181 MS-6181C | |
| Comments: MD-9502: Partly/or, SP-2132: To chassis no. 184992. | | | | | | |
| 2500 T, B5254T2, 154 KW | 07/03 → 07/06 | MD-357 | MD-8022 MD-9502 | SP-2145 | MS-6181 MS-6181C | |
| Comments: MD-9502: Partly/or. | | | | | | |
| 2500 TDI, D5252T, 103 KW | 01/98 → 07/01 | SP-1040 | MD-9502 | SP-1030 | MS-6181 MS-6181C | |
| | | | | | | |
| 2800 24V Turbo, B6284T/B6294T, 200 KW | 05/98 → 07/06 | MD-357 | MD-9502 | SP-2145 SP-2132 | MS-6181 MS-6181C | |
| Comments: SP-2145: From chassis no. 184993, SP-2132: To chassis no. 184992. | | | | | | |
| 2900 24V, B6294S, 147 KW | 03/99 → 02/03 | MD-357 | MD-9502 | SP-2145 SP-2132 | MS-6181 MS-6181C | |
| Comments: SP-2145: From chassis no. 184993, SP-2132: To chassis no. 184992. | | | | | | |
| | 03/03 → 07/06 | MD-357 | MD-9502 | SP-2175 SP-2132 | MS-6181 MS-6181C | |
| Comments: SP-2132: To chassis no. 184992. | | | | | | |
| 2900 24V, B6304S3, 150 KW | 05/98 → 07/06 | MD-357 | MD-9502 | SP-2145 SP-2132 | MS-6181 MS-6181C | |
| Comments: SP-2145: From chassis no. 184993, SP-2132: To chassis no. 184992. | | | | | | |
| 3000 24V, B6294S2, 144 KW | 06/01 → 02/03 | MD-357 | MD-9502 | SP-2145 SP-2132 | MS-6181 MS-6181C | |
| Comments: SP-2145: From chassis no. 184993, SP-2132: To chassis no. 184992. | | | | | | |
| | 03/03 → 07/06 | MD-357 | MD-9502 | SP-2175 SP-2132 | MS-6181 MS-6181C | |
| Comments: SP-2132: To chassis no. 184992. | | | | | | |
| 3000 T6, B6284T, 200 KW | 06/01 → 02/03 | MD-357 | MD-9502 | SP-2145 SP-2132 | MS-6181 MS-6181C | |
| Comments: SP-2145: From chassis no. 184993, SP-2132: To chassis no. 184992. | | | | | | |
| | 03/03 → 07/06 | MD-357 | MD-9502 | SP-2175 SP-2132 | MS-6181 MS-6181C | |
| Comments: SP-2132: To chassis no. 184992. | | | | | | |
| S80 II (06-) | | | | | | |
| 1600 D2, D4162T, 84 KW | 06/11 → | MD-509 | MD-8418 | | MS-6388 | |

VOLVO

S80 II (06-)

| | | | | | | |
|-----------------------------|---------------|---------|---------|------------------|---------|--|
| 1600 T4, B4164T, 132 KW | 11/10 → | SP-1073 | MD-8418 | | MS-6388 | |
| 1600D Drive, D4164 T, 80 KW | 04/09 → | MD-509 | MD-8418 | SP-1360 | MS-6388 | |
| 2000 D3, D 5204 T2, 120 KW | 04/10 → | MD-715 | MD-8418 | MD-647 | MS-6388 | |
| 2000 Diesel, D4204T, 100 KW | 10/07 → 03/10 | MD-525 | MD-8354 | MD-647 | MS-6388 | |
| 2000 T, B4204T6, 149 KW | 05/10 → | | MD-8354 | SP-2174 | MS-6388 | |
| 2000 T5, B4204T7, 177 KW | 11/10 → | SP-1274 | MD-8418 | | MS-6388 | |
| 2000, B4204S3/S4, 107 KW | 10/07 → 10/10 | | MD-8354 | | MS-6388 | |
| 2400 D, D5244T2, 120 KW | 07/06 → 03/09 | MD-469 | MD-8418 | MD-553 | MS-6388 | |
| 2400 D5, D5244T11, 158 KW | 06/11 → | MD-715 | MD-8418 | MD-647 | MS-6388 | |
| 2400 D5, D5244T5, 136 KW | 07/06 → 04/09 | MD-469 | MD-8418 | MD-647 MD-553 | MS-6388 | |

Comments: MD-647: Up to Chassis no. 19258, MD-553: From chassis no. 19259.

| | | | | | | |
|----------------------------|---------------|--------|---------|---------|---------|--|
| 2400D D5, D5244T10, 151 KW | 11/08 → | MD-715 | MD-8418 | MD-647 | MS-6388 | |
| 2400D, D5244T14, 129 KW | 04/09 → | MD-715 | MD-8418 | MD-647 | MS-6388 | |
| 2500 T, B5254T10, 170 KW | 01/10 → | MD-469 | MD-8306 | SP-2174 | MS-6388 | |
| 2500 T, B5254T6, 147 KW | 07/06 → 04/09 | MD-469 | MD-8306 | SP-2174 | MS-6388 | |
| 3000 T6, B6304T2, 210 KW | 05/07 → 04/10 | MD-627 | MD-8352 | SP-2174 | MS-6388 | |
| 3000 T6, B6304T4, 224 KW | 05/10 → | MD-627 | | SP-2174 | MS-6388 | |
| 3200 , B6324S, 175 KW | 07/06 → 04/09 | MD-627 | MD-8352 | SP-2174 | MS-6388 | |
| 3200 AWD, B6324S5, 179 KW | 05/10 → | MD-627 | MD-8352 | SP-2174 | MS-6388 | |
| 4400 V8, B8444 S, 232 KW | 07/06 → | MD-357 | MD-8418 | SP-2174 | MS-6388 | |

S90 (97-98)

| | | | | | | |
|--------------------------|---------------|--------|---------|---------|---------|--|
| 2500, B6244FS/GS, 132 KW | 11/96 → 10/97 | SP-829 | MD-9588 | SP-2004 | MS-6132 | |
| 2500, B6254FS/GS, 125 KW | 11/96 → 12/97 | SP-829 | MD-9588 | SP-2004 | MS-6132 | |
| | 01/98 → 10/98 | SP-829 | MD-9588 | SP-2100 | MS-6132 | |
| 3000i, B6304G, 150 KW | 01/97 → 05/97 | SP-829 | MD-9588 | SP-2004 | MS-6132 | |
| | 06/97 → 06/98 | SP-829 | MD-9588 | SP-2132 | MS-6132 | |
| 3000i, B6304S2, 132 KW | 01/97 → 05/97 | SP-829 | MD-9588 | SP-2004 | MS-6132 | |
| | 06/97 → 06/98 | SP-829 | MD-9588 | SP-2132 | MS-6132 | |

V40 (95-04)

| | | | | | | |
|-------------------------|---------------|--------|--------------------|---------|--|--|
| 1600 16V, B4164S, 77 KW | 09/95 → 08/99 | MD-357 | MD-9304 MD-9466 | SP-2132 | | |
|-------------------------|---------------|--------|--------------------|---------|--|--|

Comments: MD-9304: From chassis no. 190625, MD-9466: To chassis no. 190624.

| | | | | | | |
|-----------------------------|---------------|---------|---------|---------|---------|--|
| 1600 16V, B4164S, 80 KW | 03/99 → 12/99 | MD-357 | MD-9304 | SP-2132 | | |
| | 01/00 → 06/00 | MD-357 | MD-9304 | SP-2132 | MS-6208 | |
| | 07/00 → 05/04 | MD-357 | MD-9304 | SP-2145 | MS-6208 | |
| 1800 16V, B4184S2/S9, 90 KW | 03/99 → 06/00 | MD-357 | MD-9304 | SP-2132 | MS-6208 | |
| | 07/00 → 05/04 | MD-357 | MD-9304 | SP-2145 | MS-6208 | |
| 1800, B4184S, 85 KW | 07/95 → 06/97 | SP-829 | MD-9466 | SP-2132 | MS-6208 | |
| | 07/97 → 10/97 | MD-357 | MD-9466 | SP-2132 | MS-6208 | |
| | 11/97 → 09/99 | MD-357 | MD-9304 | SP-2132 | MS-6208 | |
| 1800, B4184SJ, 90 KW | 06/01 → 05/04 | SP-1001 | MD-9304 | SP-2145 | MS-6208 | |
| 1800, B4184SM, 92 KW | 03/98 → 06/00 | SP-1001 | MD-9304 | SP-2132 | MS-6208 | |
| | 07/00 → 05/04 | SP-1001 | MD-9304 | SP-2145 | MS-6208 | |
| 1900 DI, D4192T2, 70 KW | 03/99 → 12/99 | SP-952 | MD-9440 | SP-1098 | | |
| | 01/00 → 07/00 | SP-952 | MD-9440 | SP-1098 | MS-6208 | |
| 1900 DI, D4192T3, 85 KW | 05/00 → 05/04 | SP-952 | MD-9440 | MD-397 | MS-6208 | |
| 1900 DI, D4192T4, 75 KW | 05/00 → 05/04 | SP-952 | MD-9440 | MD-397 | MS-6208 | |
| 1900 T4, B4194T2, 147 KW | 05/97 → 06/98 | MD-357 | MD-9440 | SP-2132 | | |
| | 07/98 → 12/99 | MD-357 | MD-9304 | SP-2132 | | |
| | 01/00 → 07/00 | MD-357 | MD-9304 | SP-2132 | MS-6208 | |
| 1900 TD, D4192T, 66 KW | 07/95 → 09/99 | SP-952 | MD-9440 | SP-1098 | | |
| 2000 16V, B4204S, 100 KW | 07/95 → 06/97 | SP-829 | MD-9466 | SP-2132 | | |
| | 07/97 → 10/97 | MD-357 | MD-9466 | SP-2132 | | |
| | 11/97 → 01/00 | MD-357 | MD-9304 | SP-2132 | | |
| | 02/00 → 06/00 | MD-357 | MD-9304 | SP-2132 | MS-6208 | |
| | 07/00 → 05/04 | MD-357 | MD-9304 | SP-2145 | MS-6208 | |
| 2000 16V, B4204S, 103 KW | 07/95 → 06/97 | SP-829 | MD-9466 | SP-2132 | | |
| | 07/97 → 10/97 | MD-357 | MD-9466 | SP-2132 | | |
| | 11/97 → 08/99 | MD-357 | MD-9304 | SP-2132 | | |

VOLVO

V40 (95-04)

| | | | | | | |
|--------------------------|---------------|--------|---------|---------|---------|--|
| 2000 T, B4204T, 118 KW | 10/97 → 12/99 | MD-357 | MD-9440 | SP-2132 | | |
| | 01/00 → 07/00 | MD-357 | MD-9440 | SP-2132 | MS-6208 | |
| 2000 T, B4204T3, 120 KW | 06/01 → 05/04 | MD-357 | MD-9440 | SP-2145 | MS-6208 | |
| 2000 T, B4204T3, 121 KW | 05/00 → 06/01 | MD-357 | MD-9440 | SP-2145 | MS-6208 | |
| 2000 T4, B4194T5, 147 KW | 05/00 → 05/04 | MD-357 | MD-9440 | SP-2145 | MS-6208 | |








V40 II (12-)

| | | | | | | |
|----------------------------|---------|---------|---------|--------|--|--|
| 1600 D2, D4162T6, 84 KW | 06/12 → | MD-509 | MD-5294 | | | |
| Comments: . | | | | | | |
| 1600 T3, B416T3, 110 KW | 06/12 → | SP-1072 | MD-5294 | | | |
| 1600 T4, D4164T, 132 KW | 06/12 → | SP-1072 | MD-5294 | | | |
| 2000 D3, D5204T6, 110 KW | 06/12 → | MD-715 | MD-8586 | MD-647 | | |
| 2000 D4, D5024T4, 130 KW | 06/12 → | MD-715 | MD-8586 | MD-647 | | |
| 2000 T4, B5204 T8, 132 KW | 06/12 → | MD-469 | MD-8306 | | | |
| 2000 T5, B5204 T9, 157 KW | 06/12 → | MD-469 | MD-8306 | | | |
| 2500 T5, B5254 T12, 187 KW | 06/12 → | MD-469 | MD-8306 | | | |

V50 (04-)

| | | | | | | |
|--|---------------|---------|---------|---------|----------|--|
| 1600 D2, D4162T, 84 KW | 01/10 → | MD-509 | MD-5294 | | MS-6303 | |
| | | | | | MS-6303C | |
| 1600 Diesel, D4164T, 80 KW | 12/04 → 09/05 | MD-509 | MD-8106 | FF-064 | MS-6303 | |
| | | | | | MS-6303C | |
| | 10/05 → 05/07 | MD-509 | MD-8158 | SP-1360 | MS-6303 | |
| | | | | | MS-6303C | |
| | 06/07 → | MD-509 | MD-5294 | SP-1360 | MS-6303 | |
| | | | | | MS-6303C | |
| 1600, B4164S3, 74 KW | 12/04 → 08/06 | | MD-8108 | SP-2159 | MS-6303 | |
| | | | | | MS-6303C | |
| | 09/06 → 05/07 | SP-1072 | MD-8108 | SP-2159 | MS-6303 | |
| | | | | | MS-6303C | |
| | 06/07 → | SP-1072 | MD-5294 | SP-2159 | MS-6303 | |
| | | | | | MS-6303C | |
| 1800 / 1800 Flexifuel, B4184S11/S8, 92 KW | 05/04 → 05/07 | | MD-8108 | SP-2159 | MS-6303 | |
| | | | | | MS-6303C | |
| | 06/07 → | | MD-5294 | SP-2159 | MS-6303 | |
| | | | | | MS-6303C | |
| 2000 / 2000 Flexifuel, B4204S3 / B4204S4, 107 KW | 09/06 → 05/07 | | MD-8108 | SP-2159 | MS-6303 | |
| | | | | | MS-6303C | |
| | 06/07 → | | MD-5294 | SP-2159 | MS-6303 | |
| | | | | | MS-6303C | |
| 2000 D3, D5204T5, 110 KW | 01/10 → | MD-715 | MD-8586 | MD-647 | MS-6303 | |
| | | | | | MS-6303C | |
| 2000 D4, D5204T, 130 KW | 01/10 → | MD-715 | MD-8586 | MD-647 | MS-6303 | |
| | | | | | MS-6303C | |
| 2000 Diesel, D4204T, 100 KW | 04/04 → 05/07 | MD-525 | MD-8106 | MD-563 | MS-6303 | |
| | | | | | MS-6303C | |
| | 06/07 → | MD-525 | MD-5294 | MD-563 | MS-6303 | |
| | | | | | MS-6303C | |
| 2400 D5, D5244T8, 132 KW | 06/06 → | MD-469 | MD-8586 | MD-647 | MS-6303 | |
| | | | | | MS-6303C | |
| 2400 D5, D5244T9, 120 KW | 05/07 → | MD-469 | MD-8586 | MD-647 | MS-6303 | |
| | | | | | MS-6303C | |
| 2400, B5244S, 125 KW | 03/04 → | MD-469 | MD-8306 | SP-2159 | MS-6303 | |
| | | | | | MS-6303C | |
| 2400, B5244S5, 103 KW | 03/04 → | MD-469 | MD-8306 | SP-2159 | MS-6303 | |
| | | | | | MS-6303C | |
| 2500 T5, B5244T3, 162 KW | 03/04 → | MD-469 | MD-8306 | SP-2159 | MS-6303 | |
| | | | | | MS-6303C | |
| 2500 T5, D5244T7, 169 KW | 03/07 → | MD-469 | MD-8306 | SP-2159 | MS-6303 | |
| | | | | | MS-6303C | |

V70 I (97-07)

|  |  |  OIL |  AIR |  FUEL |  CABIN |  OTHER |
|--|--|--|--|---|--|--|
| VOLVO | | | | | | |
| V70 I (97-07) | | | | | | |
| 2000 20V Turbo, B5204T, 155 KW | 01/97 → 06/98 | SP-850 | MD-9294 | SP-2100 | MS-6132 | |
| | 07/98 → 02/00 | MD-357 | MD-9294 | SP-2100 | MS-6132 | |
| 2000 20V Turbo, B5204T2, 132 KW | 01/97 → 02/00 | SP-850 | MD-9294 | SP-2100 | MS-6132 | |
| 2000 20V Turbo, B5204T3, 166 KW | 01/97 → 02/00 | SP-850 | MD-9294 | SP-2100 | MS-6132 | |
| 2000 Turbo, B5204T5, 132 KW | 03/00 → 06/00 | MD-357 | MD-8022 MD-9502 | SP-2145 SP-2132 | MS-6132 | |
| Comments: MD-9502: Partly/or, SP-2145: From chassis no. 83268, SP-2132: To chassis no. 83267. | | | | | | |
| | 07/00 → 02/03 | MD-357 | MD-8022 MD-9502 | SP-2145 SP-2132 | MS-6181 MS-6181C | |
| Comments: MD-9502: Partly/or, SP-2145: From chassis no. 83268, SP-2132: To chassis no. 83267. | | | | | | |
| | 03/03 → 12/06 | MD-357 | MD-8022 MD-9502 | SP-2175 SP-2132 | MS-6181 MS-6181C | |
| Comments: MD-9502: Partly/or, SP-2132: To chassis no. 83267. | | | | | | |
| | 01/07 → 09/07 | MD-357 | MD-8418 | SP-2175 SP-2132 | MS-6181 MS-6181C | |
| Comments: MD-9502: Partly/or, SP-2132: To chassis no. 83267. | | | | | | |
| 2000, B5202S, 93 KW | 01/97 → 02/00 | SP-850 | MD-9294 | SP-2100 | MS-6132 | |
| 2000, B5204S, 105 KW | 01/97 → 02/00 | SP-850 | MD-9294 | SP-2100 | MS-6132 | |
| 2300 R AWD, B5234T, 195 KW | 07/98 → 02/00 | MD-357 | MD-9294 | SP-2100 | MS-6132 | |
| 2300 T-5, B5234T3, 176 KW | 01/97 → 06/98 | SP-850 | MD-9294 | SP-2100 | MS-6132 | |
| | 07/98 → 02/00 | MD-357 | MD-9294 | SP-2100 | MS-6132 | |
| 2300 T5 20V, B5234T3, 184 KW | 03/00 → 06/00 | MD-357 | MD-8022 | SP-2145 SP-2132 | MS-6132 | |
| Comments: SP-2145: From chassis no. 83268, SP-2132: To chassis no. 83267. | | | | | | |
| | 07/00 → 02/03 | MD-357 | MD-8022 | SP-2145 SP-2132 | MS-6181 MS-6181C | |
| Comments: SP-2145: From chassis no. 83268, SP-2132: To chassis no. 83267. | | | | | | |
| | 03/03 → 06/04 | MD-357 | MD-8022 | SP-2175 SP-2132 | MS-6181 MS-6181C | |
| Comments: SP-2132: To chassis no. 83267. | | | | | | |
| 2300 Turbo, B5234FT, 184 KW | 01/97 → 02/00 | SP-850 | MD-9294 | SP-2100 | MS-6132 | |
| 2400 20V, B5254, 121 KW | 06/98 → 02/00 | SP-850 | MD-9294 | SP-2100 | MS-6132 | |
| 2400 20V, B5254, 125 KW | 01/97 → 06/98 | SP-850 | MD-9294 | SP-2100 | MS-6132 | |
| | 07/98 → 02/00 | MD-357 | MD-9294 | SP-2100 | MS-6132 | |
| 2400 D, 5244T, 96 KW | 06/01 → 09/07 | MD-469 | MD-8260 MD-8022 | MD-553 SP-1281 | MS-6181 MS-6181C | |
| Comments: MD-8260: From chassis no. 554221, 555060, MD-8022: To chassis no. 554220, 555059, MD-553: From chassis no. 400540, 397952, SP-1281: To chassis no. 400540, 397952. | | | | | | |
| 2400 D, D5244T, 93 KW | 05/05 → 09/07 | MD-469 | MD-8260 MD-8022 | MD-553 SP-1281 | MS-6181 MS-6181C | |
| Comments: MD-8260: From chassis no. 554221, 555060, MD-8022: To chassis no. 554220, 555059, MD-553: From chassis no. 400540, 397952, SP-1281: To chassis no. 400539, 397951. | | | | | | |
| 2400 D, D5244T2, 120 KW | 06/01 → 09/07 | MD-469 | MD-8260 MD-8022 | MD-553 SP-1281 | MS-6181 MS-6181C | |
| Comments: MD-8260: From chassis no. 554221, 555060, MD-8022: To chassis no. 554220, 555059, MD-553: From chassis no. 400540, 397952, SP-1281: To chassis no. 400540, 397952. | | | | | | |
| 2400 D5, D5244T4, 136 KW | 08/05 → 07/06 | MD-469 | MD-8260 | MD-553 SP-1281 | MS-6181 MS-6181C | |
| Comments: MD-553: From chassis no. 400540, 397952, SP-1281: To chassis no. 400539, 397951. | | | | | | |
| | 08/06 → 09/07 | MD-469 | MD-8418 | MD-553 SP-1281 | MS-6181 MS-6181C | |
| Comments: MD-553: From chassis no. 400540, 397952, SP-1281: To chassis no. 400539, 397951. | | | | | | |
| 2400 R AWD, B5244T2, 195 KW | 03/99 → 03/00 | MD-357 | MD-9294 | SP-2100 | MS-6132 | |
| 2400 T AWD (Cross Country), B5244T3, 147 KW | 03/00 → 06/00 | MD-357 | MD-8022 | SP-2145 SP-2132 | MS-6132 | |
| Comments: SP-2145: From chassis no. 16634, SP-2132: To chassis no. 16633. | | | | | | |
| | 07/00 → 09/02 | MD-357 | MD-8022 | SP-2145 SP-2132 | MS-6181 MS-6181C | |
| Comments: SP-2145: From chassis no. 16634, SP-2132: To chassis no. 16633. | | | | | | |

VOLVO

V70 I (97-07)

| | | | | | | |
|---|---------------|---------|---------|--------------------|---------------------|--|
| 2400 T, B5244T3, 147 KW | 03/00 → 06/00 | MD-357 | MD-8022 | SP-2145 SP-2132 | MS-6132 | |
| Comments: SP-2145: From chassis no. 83268, SP-2132: To chassis no. 83267. | | | | | | |
| | 07/00 → 12/02 | MD-357 | MD-8022 | SP-2145 SP-2132 | MS-6181 MS-6181C | |
| Comments: SP-2145: From chassis no. 83268, SP-2132: To chassis no. 83267. | | | | | | |
| 2400 T5 20V, B5244T5, 191 KW | 06/04 → 09/07 | MD-357 | MD-5254 | SP-2175 | MS-6181 MS-6181C | |
| 2400 Turbo 4WD, B5254T, 142 KW | 01/97 → 06/98 | SP-850 | MD-9294 | SP-2100 | MS-6132 | |
| | 07/98 → 02/00 | MD-357 | MD-9294 | SP-2100 | MS-6132 | |
| 2400 Turbo, B5254T, 142 KW | 01/97 → 06/98 | SP-850 | MD-9294 | SP-2100 | MS-6132 | |
| | 07/98 → 02/00 | MD-357 | MD-9294 | SP-2100 | MS-6132 | |
| 2400, B5244S, 125 KW | 03/00 → 06/00 | MD-357 | MD-8022 | SP-2145 SP-2132 | MS-6132 | |
| Comments: SP-2145: From chassis no. 83268, SP-2132: To chassis no. 83267. | | | | | | |
| | 07/00 → 02/03 | MD-357 | MD-8022 | SP-2145 SP-2132 | MS-6181 MS-6181C | |
| Comments: SP-2145: From chassis no. 83268, SP-2132: To chassis no. 83267. | | | | | | |
| | 03/03 → 09/07 | MD-357 | MD-8022 | SP-2175 SP-2132 | MS-6181 MS-6181C | |
| Comments: SP-2132: To chassis no. 83267. | | | | | | |
| 2400, B5244S2/SG/SG2, 103 KW | 03/00 → 06/00 | MD-357 | MD-8022 | SP-2145 SP-2132 | MS-6132 | |
| Comments: SP-2145, From chassis no. 83268, SP-2132: To chassis no. 83267. | | | | | | |
| | 07/00 → 02/03 | MD-357 | MD-8022 | SP-2145 SP-2132 | MS-6181 MS-6181C | |
| Comments: SP-2145, From chassis no. 83268, SP-2132: To chassis no. 83267. | | | | | | |
| | 03/03 → 09/07 | MD-357 | MD-8022 | SP-2175 SP-2132 | MS-6181 MS-6181C | |
| Comments: SP-2132: To chassis no. 83267. | | | | | | |
| 2400, B5252S, 106 KW | 01/97 → 07/99 | SP-850 | MD-9294 | SP-2100 | MS-6132 | |
| | 08/99 → 02/00 | MD-357 | MD-9294 | SP-2100 | MS-6132 | |
| 2400, B5252SG, 103 KW | 08/99 → 02/00 | MD-357 | MD-9294 | SP-2100 | MS-6132 | |
| 2500 R AWD, B5254T3, 221 KW | 03/03 → 09/07 | MD-357 | MD-5254 | SP-2175 | MS-6132 | |
| 2500 T AWD, B5254T2, 154 KW | 10/02 → 02/03 | MD-357 | MD-8022 | SP-2145 | MS-6181 MS-6181C | |
| | 03/03 → 09/07 | MD-357 | MD-8022 | SP-2175 | MS-6181 MS-6181C | |
| 2500 TDI, D5252, 103 KW | 01/97 → 02/00 | SP-1040 | MD-9294 | SP-1030 | MS-6132 | |
| | 03/00 → 06/00 | SP-1040 | MD-8022 | SP-1030 | MS-6132 | |
| | 07/00 → 09/01 | SP-1040 | MD-8022 | SP-1030 | MS-6181 MS-6181C | |

V70 II (07-)

| | | | | | | |
|----------------------------------|---------------|---------|---------|---------|---------|--|
| 1600 D, D4164T, 80 KW | 01/10 → | MD-509 | MD-8418 | SP-1360 | MS-6388 | |
| 1600 D2, D4162T, 84 KW | 06/11 → | MD-509 | MD-8418 | | MS-6388 | |
| 1600 T4, B4164T, 132 KW | 11/10 → | SP-1073 | MD-8418 | | MS-6388 | |
| 2000 D3, D5204T2, 120 KW | 05/10 → | MD-715 | MD-8418 | MD-647 | MS-6388 | |
| 2000 D3, D5204T7, 100 KW | 03/10 → | MD-715 | MD-8418 | MD-647 | MS-6388 | |
| 2000 Diesel, D4204T, 100KW | 10/07 → 04/10 | MD-525 | MD-8354 | MD-647 | MS-6388 | |
| 2000 T5, B4204T7, 177 KW | 11/10 → | | MD-8418 | SP-2174 | MS-6388 | |
| 2000 Turbo, B4204T6, 149 KW | 04/10 → | | MD-8418 | SP-2174 | MS-6388 | |
| 2000, B4204, 107 KW | 10/07 → 09/10 | | MD-8354 | | MS-6388 | |
| 2400 D, D5244T5, 120 KW | 08/07 → 04/09 | MD-469 | | MD-647 | MS-6388 | |
| 2400 D4, D54277T17, 120 KW | 01/13 → | MD-715 | MD-8418 | MD-647 | MS-6388 | |
| 2400 D5, D5244T11, 158 KW | 06/11 → | MD-715 | MD-8418 | SP-2174 | MS-6388 | |
| 2400 D5, D5244T4, 136 KW | 08/07 → 03/09 | MD-469 | MD-8418 | MD-647 | MS-6388 | |
| 2400D, D5244T14, 129KW | 04/09 → 05/10 | MD-715 | MD-8418 | MD-647 | MS-6388 | |
| 2400D5, D5244T10, 151KW | 04/09 → | MD-715 | MD-8418 | MD-647 | MS-6388 | |
| 2500, B5254T10, B5254T11, 170 KW | 10/09 → | MD-469 | MD-8306 | SP-2174 | MS-6388 | |
| 2500, B5254T6, B5254T8, 147 KW | 08/07 → 12/09 | MD-469 | MD-8306 | SP-2174 | MS-6388 | |
| 3000 T6, B6304T2, 210 KW | 08/07 → 05/09 | MD-627 | MD-8352 | SP-2174 | MS-6388 | |

VOLVO

V70 II (07-)

| | | | | | |
|---------------------------|---------------|--------|---------|---------|---------|
| 3000 T6, B6304T4, 224 KW | 04/10 → | MD-627 | MD-8352 | SP-2174 | MS-6388 |
| 3200 AWD, B6324S5, 179 KW | 05/10 → | MD-627 | MD-8352 | SP-2174 | MS-6388 |
| 3200, B6324S, 175 KW | 08/07 → 04/10 | MD-627 | MD-8352 | SP-2174 | MS-6388 |

V90 (97-98)

| | | | | | |
|--------------------------|---------------|--------|---------|---------|---------|
| 2500, B6244FS/GS, 132 KW | 11/96 → 10/97 | SP-829 | MD-9588 | SP-2004 | MS-6132 |
| 2500, B6254FS/GS, 125 KW | 11/96 → 12/97 | SP-829 | MD-9588 | SP-2004 | MS-6132 |
| | 01/98 → 10/98 | SP-829 | MD-9588 | SP-2100 | MS-6132 |
| 3000, B6304G, 150 KW | 01/97 → 05/97 | SP-829 | MD-9588 | SP-2004 | MS-6132 |
| | 06/97 → 12/98 | SP-829 | MD-9588 | SP-2132 | MS-6132 |
| 3000, B6304S2, 132 KW | 01/97 → 05/97 | SP-829 | MD-9588 | SP-2004 | MS-6132 |
| | 06/97 → 12/98 | SP-829 | MD-9588 | SP-2132 | MS-6132 |

XC60 (08-)

| | | | | | |
|-----------------------------|---------------|----------------------------|---------|---------|---------|
| 1600D Drive, D4164 T, 80 KW | 04/09 → | MD-509 | MD-8418 | SP-1360 | MS-6388 |
| 2000 D3, 100 KW | 04/12 → | MD-715 | MD-8418 | MD-647 | MS-6388 |
| 2000 D4, D5204T2, 120 KW | 05/10 → | MD-715 | MD-8418 | MD-647 | MS-6388 |
| 2000 T5, B4204T7, 177 KW | 11/10 → | | MD-8418 | SP-2174 | MS-6388 |
| 2000 Turbo, B4204T6, 149 KW | 05/10 → | | MD-8418 | SP-2174 | MS-6388 |
| 2400 D, D5244T14, 129 KW | 04/09 → 05/10 | MD-715 | MD-8418 | MD-647 | MS-6388 |
| 2400 D, D5244T5, 120 KW | 10/08 → 05/10 | MD-573 MD-469 MD-715 | MD-8418 | MD-647 | MS-6388 |

Comments: MD-573: Engine code D5244T16, MD-469: Engine code D5244T5, MD-715: Engine code D5244T16.

| | | | | | |
|---------------------------|---------------|--------|---------|---------|---------|
| 2400 D5, D5244T10, 151 KW | 04/09 → | MD-715 | MD-8418 | MD-647 | MS-6388 |
| 2400 D5, D5244T11, 158 KW | 06/11 → | MD-715 | MD-8418 | MD-647 | MS-6388 |
| 2400 D5, D5244T4, 136 KW | 10/08 → 03/09 | MD-469 | MD-8418 | MD-647 | MS-6388 |
| 3000 T6, B6304T2, 210 KW | 10/08 → 04/10 | MD-627 | MD-8352 | SP-2174 | MS-6388 |
| 3000 T6, B6304T4, 224 KW | 05/10 → | MD-627 | MD-8352 | SP-2174 | MS-6388 |
| 3200 AWD, B6324S5, 179 KW | 05/10 → | MD-627 | MD-8352 | SP-2174 | MS-6388 |
| 3200, B6324S, 175 KW | 07/09 → 04/10 | MD-627 | MD-8352 | SP-2174 | MS-6388 |

XC70 I (02-07)

| | | | | | |
|--------------------------|---------------|--------|--------------------|-------------------|---------------------|
| 2400 D5, D5244T2, 120 KW | 08/02 → 08/05 | MD-469 | MD-8260 MD-8022 | MD-553 SP-1281 | MS-6181 MS-6181C |
|--------------------------|---------------|--------|--------------------|-------------------|---------------------|

Comments: MD-8260: From chassis no. 220845, MD-8022: To chassis no. 220844, MD-553: From chassis no. 145268, SP-1281: To chassis no. 145267.

| | | | | | |
|--------------------------|---------------|--------|---------|-------------------|---------------------|
| 2400 D5, D5244T3, 136 KW | 08/05 → 09/07 | MD-469 | MD-8260 | MD-553 SP-1281 | MS-6181 MS-6181C |
|--------------------------|---------------|--------|---------|-------------------|---------------------|

Comments: MD-553: From chassis no. 145268, SP-1281: To chassis no. 145267.

| | | | | | |
|-------------------------|---------------|--------|---------|---------|---------------------|
| 2500 T, B5254T2, 154 KW | 08/02 → 09/07 | MD-357 | MD-8022 | SP-2145 | MS-6181 MS-6181C |
|-------------------------|---------------|--------|---------|---------|---------------------|

XC70 II (07-)

| | | | | | |
|---------------------------------|---------------|------------------|---------|--------|---------|
| 2000 D3, D5204T2, 120 KW | 05/10 → | MD-715 | MD-8418 | MD-647 | MS-6388 |
| 2400 D5, D5244T4, 136 KW | 08/05 → 03/09 | MD-469 | MD-8260 | MD-647 | MS-6388 |
| 2400D, D5244T14, 129 KW | 04/09 → | MD-715 | MD-8418 | MD-647 | MS-6388 |
| 2400D, D5244T5, D5244T16, 120KW | 08/07 → | MD-469 MD-715 | MD-8418 | MD-647 | MS-6388 |

Comments: MD-469: Engine code D5244T5, MD-715: Engine code D5244T16.

| | | | | | |
|--------------------------|---------------|--------|---------|---------|---------|
| 2400D5, D5244T10, 151 KW | 04/09 → | MD-715 | MD-8418 | MD-647 | MS-6388 |
| 2400D5, D5244T11, 158 KW | 06/11 → | MD-715 | MD-8418 | MD-647 | MS-6388 |
| 3000 T6, B6304T2, 210 KW | 09/08 → 04/10 | MD-627 | MD-8352 | SP-2175 | MS-6388 |
| 3000 T6, B6304T4, 224 KW | 05/10 → | MD-627 | MD-8352 | SP-2175 | MS-6388 |
| 3200, B6324S, 175 KW | 08/07 → 12/08 | MD-627 | MD-8352 | SP-2175 | MS-6388 |

XC90 / XC90 Sport (02-)

| | | | | | |
|---------------------------|---------|--------|--------------------|--------|---------------------|
| 2400 D5, D5244T18, 147 KW | 01/11 → | MD-469 | MD-8260 MD-8232 | MD-553 | MS-6181 MS-6181C |
|---------------------------|---------|--------|--------------------|--------|---------------------|

Comments: MD-8260: From chassis no. 256551, MD-8232: To chassis no. 256550.

| | | | | | |
|--------------------------|---------|--------|---------|-------------------|---------------------|
| 2400 D5, D5244T2, 120 KW | 09/02 → | MD-469 | MD-8232 | MD-553 SP-1281 | MS-6181 MS-6181C |
|--------------------------|---------|--------|---------|-------------------|---------------------|

Comments: MD-553: From chassis no. 71957, SP-1281: To chassis no. 71956.

| | | | | | |
|--------------------------|---------|--------|---------|-------------------|---------------------|
| 2400 D5, D5244T4, 136 KW | 08/05 → | MD-469 | MD-8260 | MD-553 SP-1281 | MS-6181 MS-6181C |
|--------------------------|---------|--------|---------|-------------------|---------------------|

Comments: MD-553: From chassis no. 71957, SP-1281: To chassis no. 71956.

VOLVO

XC90 / XC90 Sport (02-)

| | | | | | |
|-------------------------|---------------|--------|---------|---------|---------------------|
| 2500 T, B5254T2, 154 KW | 09/02 → 10/06 | MD-357 | MD-8232 | SP-2145 | MS-6181 MS-6181C |
| 3000 T6, B6294T, 200 KW | 09/02 → | MD-357 | MD-8232 | SP-2145 | MS-6181 MS-6181C |
| 3200 AWD, 179 KW | 08/06 → | MD-627 | MD-8232 | SP-2175 | MS-6181 MS-6181C |
| 3200 B6324S, 175 KW | 08/06 → | MD-627 | MD-8232 | SP-2145 | MS-6181 MS-6181C |
| 4400 V8, B8444S, 232 KW | 01/05 → | MD-357 | MD-8400 | SP-2145 | MS-6181 MS-6181C |

VW (VOLKSWAGEN)

181 (69-79)

| | | | | | |
|----------------|---------------|--|---------|--|--|
| 1500, 32 KW | 09/69 → 07/70 | | MD-7000 | | |
| 1600, 32-35 KW | 08/70 → 02/79 | | MD-7000 | | |

411/412 (68-75)

| | | | | | |
|------------------------------|---------------|--------|--|--------|--|
| 411/411E/LE/L, W/V, 50-59 KW | 07/68 → 08/73 | SP-829 | | FF-010 | |
| 412E/LE, AT/AN, 55-63 KW | 07/73 → 03/75 | SP-829 | | FF-010 | |

Amarok (10-)

| | | | | | |
|-----------------------------|---------|---------|--|--|---------------------|
| 2000 TDI, CDBA CFNA, 90 KW | 01/10 → | MD-679 | | | MS-6277 MS-6277C |
| 2000 TDI, CDCA, 120 KW | 01/10 → | MD-679 | | | MS-6277 MS-6277C |
| 2000 TDI, CNEA CSHA, 132 KW | 11/11 → | MD-679 | | | MS-6277 MS-6277C |
| 2000 TDI, CNFB, 103 KW | 07/12 → | MD-679 | | | MS-6277 MS-6277C |
| 2000 TFSI, CFPA, 118 KW | 12/10 → | SP-1356 | | | MS-6277 MS-6277C |

Beetle (5C) (11-)

| | | | | | |
|---|---------|------------------|---------|--------------------|---------------------|
| 1200 TSI, CBZB, 77 KW | 10/11 → | SP-1373 | MD-5226 | SP-2156 SP-2149 | MS-6274 MS-6274C |
| Comments: SP-2156: With integrated pressure regulator 4 bar, SP-2149: With integrated pressure regulator 6,6 bar. | | | | | |
| 1400 TSI, CAVD, CTHD, CTKA, 118 KW | 10/11 → | SP-1373 | MD-8060 | SP-2156 SP-2149 | MS-6274 MS-6274C |
| Comments: SP-2156: With integrated pressure regulator 4 bar, SP-2149: With integrated pressure regulator 6,6 bar. | | | | | |
| 1600 TDI, CAYC, 77 KW | 10/11 → | MD-679 | MD-8060 | MD-615 | MS-6274 MS-6274C |
| 1800 TSI, CPKA, CPRA, 125 KW | 08/13 → | | | SP-2149 | MS-6274 MS-6274C |
| 2000 TDI, CFFB, CJAA, 103 KW | 04/12 → | MD-679 MD-437 | MD-8060 | MD-615 | MS-6274 MS-6274C |
| Comments: MD-679: Engine code CFFB, MD-437: Engine code CJAA. | | | | | |
| 2000 TSI, CBFA, CCTA, CCZA, 147 KW | 10/11 → | SP-1356 | MD-8060 | SP-2156 SP-2149 | MS-6274 MS-6274C |
| Comments: SP-2156: With integrated pressure regulator 4 bar, SP-2149: With integrated pressure regulator 6,6 bar. | | | | | |
| 2000 TSI, CPLA, 155 KW | 12/12 → | SP-1356 | MD-8060 | SP-2156 SP-2149 | MS-6274 MS-6274C |
| Comments: SP-2156: With integrated pressure regulator 4 bar, SP-2149: With integrated pressure regulator 6,6 bar. | | | | | |
| 2500 V5, CBTA, CBUA, CCCA, 125 KW | 10/11 → | MD-573 | MD-8432 | SP-2156 | MS-6274 MS-6274C |

Beetle I (54-03)

| | | | | | |
|-------------------------------|---------------|--|---------|--------|--|
| 1200, D, 22-25 KW | 01/54 → 08/75 | | MD-9400 | FF-010 | |
| 1200/1300, D/E/F/AB, 22-32 KW | 01/54 → 12/85 | | MD-9400 | FF-010 | |
| 1303/1303S, AR/AK, 32-35 KW | 07/71 → 07/74 | | MD-9400 | FF-010 | |

Beetle II (98-)

| | | | | | |
|----------------------|---------------|---------|---------|-------------------------------|---------------------|
| 1400 16V, BCA, 55 KW | 09/01 → 09/10 | SP-1066 | MD-9482 | SP-2137 SP-2156 SP-2120 | MS-6109 MS-6109C |
|----------------------|---------------|---------|---------|-------------------------------|---------------------|

Comments: SP-2137: Without integrated pressure regulator, SP-2156: With integrated pressure regulator 4 bar, SP-2120: Use for OE no.1J0201511A.

VW (VOLKSWAGEN)

Beetle II (98-)

| | | | | | | |
|------------------|---------------|--------|---------|-------------------------------|---------------------|--------|
| 1600, AWH, 74 KW | 10/99 → 09/00 | SP-978 | MD-9422 | SP-2137 SP-2156 SP-2120 | MS-6109 MS-6109C | TR-015 |
|------------------|---------------|--------|---------|-------------------------------|---------------------|--------|

Comments: SP-2137: Without integrated pressure regulator, SP-2156: With integrated pressure regulator 4 bar, SP-2120: Use for OE no.1J0201511A, TR-015: Hydraulic transmission AG4.

| | | | | | | |
|-----------------------|---------------|--------|---------|-------------------------------|---------------------|--------|
| 1600, AYD, BFS, 75 KW | 09/00 → 09/10 | SP-978 | MD-9422 | SP-2137 SP-2156 SP-2120 | MS-6109 MS-6109C | TR-015 |
|-----------------------|---------------|--------|---------|-------------------------------|---------------------|--------|

Comments: SP-2137: Without integrated pressure regulator, SP-2156: With integrated pressure regulator 4 bar, SP-2120: Use for OE no.1J0201511A, TR-015: Hydraulic transmission AG4.

| | | | | | | |
|------------------------------------|---------------|--------|---------|-------------------------------|---------------------|--------|
| 1800 T, ADH, AVC, AWU, AWV, 110 KW | 06/98 → 09/10 | SP-978 | MD-9422 | SP-2137 SP-2156 SP-2120 | MS-6109 MS-6109C | TR-015 |
|------------------------------------|---------------|--------|---------|-------------------------------|---------------------|--------|

Comments: SP-2137: Without integrated pressure regulator, SP-2156: With integrated pressure regulator 4 bar, SP-2120: Use for OE no.1J0201511A, TR-015: Hydraulic transmission AG4.

| | | | | | | |
|---------------------|---------------|--------|---------|-------------------------------|---------------------|--|
| 1800 T, AWP, 132 KW | 06/01 → 06/04 | SP-978 | MD-9422 | SP-2137 SP-2156 SP-2120 | MS-6109 MS-6109C | |
|---------------------|---------------|--------|---------|-------------------------------|---------------------|--|

Comments: SP-2137: Without integrated pressure regulator, SP-2156: With integrated pressure regulator 4 bar, SP-2120: Use for OE no.1J0201511A.

| | | | | | | |
|--------------------------|---------------|--------|---------|---------|---------------------|--------|
| 1900 TDI, AGR/ALH, 66 KW | 06/98 → 02/01 | MD-355 | MD-9422 | SP-1041 | MS-6109 MS-6109C | TR-015 |
|--------------------------|---------------|--------|---------|---------|---------------------|--------|

Comments: TR-015: Hydraulic transmission AG4.

| | | | | | | |
|--------------------------------|---------------|--------|---------|---------|---------------------|--|
| 1900 TDI, ATD, AXR, BEW, 74 KW | 10/00 → 09/10 | MD-355 | MD-9422 | SP-1041 | MS-6109 MS-6109C | |
|--------------------------------|---------------|--------|---------|---------|---------------------|--|

| | | | | | | |
|----------------------|---------------|--------|---------|---------|---------------------|--|
| 1900 TDI, BSW, 77 KW | 07/05 → 09/10 | MD-355 | MD-9422 | SP-1041 | MS-6109 MS-6109C | |
|----------------------|---------------|--------|---------|---------|---------------------|--|

| | | | | | | |
|---------------------------------------|---------|--------|---------|-------------------------------|---------------------|--------|
| 2000, AEG, PK, QY, ZG, ZJ, BER, 85 KW | 06/98 → | SP-978 | MD-9422 | SP-2137 SP-2156 SP-2120 | MS-6109 MS-6109C | TR-015 |
|---------------------------------------|---------|--------|---------|-------------------------------|---------------------|--------|

Comments: SP-2137: Without integrated pressure regulator, SP-2156: With integrated pressure regulator 4 bar, SP-2120: Use for OE no.1J0201511A, TR-015: Hydraulic transmission AG4.

| | | | | | | |
|------------------------|---------------|--------|---------|-------------------------------|---------------------|--------|
| 2000, BEV, CBPA, 85 KW | 07/07 → 10/10 | SP-978 | MD-9422 | SP-2137 SP-2156 SP-2120 | MS-6109 MS-6109C | TR-015 |
|------------------------|---------------|--------|---------|-------------------------------|---------------------|--------|

Comments: SP-2137: Without integrated pressure regulator, SP-2156: With integrated pressure regulator 4 bar, SP-2120: Use for OE no.1J0201511A, TR-015: Hydraulic transmission AG4.

| | | | | | | |
|----------------------|---------------|--------|---------|-------------------------------|---------------------|--|
| 2300 V5, AGZ, 110 KW | 01/99 → 12/00 | MD-437 | MD-9422 | SP-2137 SP-2156 SP-2120 | MS-6109 MS-6109C | |
|----------------------|---------------|--------|---------|-------------------------------|---------------------|--|

Comments: SP-2137: Without integrated pressure regulator, SP-2156: With integrated pressure regulator 4 bar, SP-2120: Use for OE no.1J0201511A.

| | | | | | | |
|----------------------|---------------|--------|---------|-------------------------------|---------------------|--|
| 2300 V5, AQN, 125 KW | 10/00 → 09/05 | MD-437 | MD-9422 | SP-2137 SP-2156 SP-2120 | MS-6109 MS-6109C | |
|----------------------|---------------|--------|---------|-------------------------------|---------------------|--|

Comments: SP-2137: Without integrated pressure regulator, SP-2156: With integrated pressure regulator 4 bar, SP-2120: Use for OE no.1J0201511A.

| | | | | | | |
|---------------------------|---------------|--------|---------|-------------------------------|---------------------|--|
| 2300 V5, BPR, BPS, 110 KW | 08/05 → 09/10 | MD-573 | MD-9422 | SP-2137 SP-2156 SP-2120 | MS-6109 MS-6109C | |
|---------------------------|---------------|--------|---------|-------------------------------|---------------------|--|

Comments: SP-2137: Without integrated pressure regulator, SP-2156: With integrated pressure regulator 4 bar, SP-2120: Use for OE no.1J0201511A.

| | | | | | | |
|-----------------------|---------------|--------|---------|-------------------------------|---------------------|--|
| 3200 RSI, AXJ, 165 KW | 08/05 → 09/10 | MD-437 | MD-9422 | SP-2137 SP-2156 SP-2120 | MS-6109 MS-6109C | |
|-----------------------|---------------|--------|---------|-------------------------------|---------------------|--|

Comments: SP-2137: Without integrated pressure regulator, SP-2156: With integrated pressure regulator 4 bar, SP-2120: Use for OE no.1J0201511A.

Bora I (98-05)

| | | | | | | |
|------------------------|---------------|---------|---------|---------|---------------------|--|
| 1400i, AHW/ AKQ, 55 KW | 10/98 → 05/05 | SP-1135 | MD-9482 | SP-2120 | MS-6109 MS-6109C | |
|------------------------|---------------|---------|---------|---------|---------------------|--|

| | | | | | | |
|----------------------|---------------|---------|---------|---------|---------------------|--|
| 1600 FSI, BAD, 81 KW | 01/02 → 05/05 | SP-1135 | MD-9422 | SP-2120 | MS-6109 MS-6109C | |
|----------------------|---------------|---------|---------|---------|---------------------|--|

| | | | | | | |
|-----------------------|---------------|---------|---------|---------|---------------------|--------|
| 1600, AVU, BFG, 75 KW | 10/00 → 05/05 | SP-1135 | MD-9482 | SP-2120 | MS-6109 MS-6109C | TR-015 |
|-----------------------|---------------|---------|---------|---------|---------------------|--------|

Comments: TR-015: Hydraulic transmission AG4.

| | | | | | | |
|------------------------|---------------|--------|---------|---------|---------------------|--------|
| 1600i, AEH, AKL, 74 KW | 10/98 → 05/05 | SP-978 | MD-9422 | SP-2120 | MS-6109 MS-6109C | TR-015 |
|------------------------|---------------|--------|---------|---------|---------------------|--------|

Comments: TR-015: Hydraulic transmission AG4.

VW (VOLKSWAGEN)

Bora I (98-05)

| | | | | | | |
|---|---------------|---------|--------------------|---------|---------------------|--------|
| 1600i, ATN/AUS/AZD/BCB, 77 KW | 02/00 → 05/05 | SP-1135 | MD-8040 MD-9482 | SP-2120 | MS-6109 MS-6109C | |
| Comments: MD-8040: Engine code AZD+BCB, MD-9482: Engine code ATN+AUS. | | | | | | |
| 1800 T 20V, AGU/AGZ/ARX/AUM, 110 KW | 10/00 → 05/05 | SP-978 | MD-9422 | SP-2120 | MS-6109 MS-6109C | TR-015 |
| Comments: TR-015: Hydraulic transmission AG4. | | | | | | |
| 1800 T Sport Edition, AUQ, 132 KW | 03/02 → 05/05 | SP-978 | MD-9422 | SP-2120 | MS-6109 MS-6109C | |
| 1800i, AGN, 92 KW | 10/98 → 05/05 | SP-978 | MD-9422 | SP-2120 | MS-6109 MS-6109C | TR-015 |
| Comments: TR-015: Hydraulic transmission AG4. | | | | | | |
| 1900 SDI ,AGP, AQM, 50 KW | 05/99 → 05/05 | MD-355 | MD-9422 | SP-1041 | MS-6109 MS-6109C | |
| 1900 TDI, ARL, 110 KW | 10/00 → 05/05 | MD-355 | MD-9422 | SP-1041 | MS-6109 MS-6109C | TR-015 |
| Comments: TR-015: Hydraulic transmission AG4. | | | | | | |
| 1900 TDI, AGR/ALH, 66 KW | 10/98 → 06/02 | MD-355 | MD-9422 | SP-1041 | MS-6109 MS-6109C | TR-015 |
| Comments: TR-015: Hydraulic transmission AG4. | | | | | | |
| 1900 TDI, AHF, 81 KW | 10/98 → 06/02 | MD-355 | MD-9422 | SP-1041 | MS-6109 MS-6109C | TR-015 |
| Comments: TR-015: Hydraulic transmission AG4. | | | | | | |
| 1900 TDI, AJM, 85 KW | 10/98 → 09/01 | MD-355 | MD-9422 | SP-1041 | MS-6109 MS-6109C | |
| 1900 TDI, ASZ, 96 KW | 04/01 → 05/05 | MD-355 | MD-9422 | SP-1041 | MS-6109 MS-6109C | |
| 1900 TDI, ATD, AXR, 74 KW | 10/00 → 05/05 | MD-355 | MD-9422 | SP-1041 | MS-6109 MS-6109C | TR-015 |
| Comments: TR-015: Hydraulic transmission AG4. | | | | | | |
| 2000i, AQY, AZH, AZJ, 85 KW | 10/98 → 05/05 | SP-978 | MD-9422 | SP-2120 | MS-6109 MS-6109C | TR-015 |
| Comments: TR-015: Hydraulic transmission AG4. | | | | | | |
| 2300 V5 ,AQN, 125 KW | 10/00 → 06/02 | MD-437 | MD-9422 | SP-2120 | MS-6109 MS-6109C | |
| 2300i V5, AGZ, 110 KW | 10/98 → 12/00 | MD-437 | MD-9422 | SP-2120 | MS-6109 MS-6109C | TR-015 |
| Comments: TR-015: Hydraulic transmission AG4. | | | | | | |
| 2800i V6 24V, AQP/AUE,150 KW | 04/99 → 05/05 | MD-437 | MD-9422 | SP-2120 | MS-6109 MS-6109C | |

Caddy I (82-92)

| | | | | | | |
|---|---------------|--------|---------|--------------------|--|--|
| 1500, JB, 51KW | 08/82 → 07/83 | SP-812 | MD-9408 | FF-007 | | |
| 1600 Diesel, JK/ME, 40KW | 08/82 → 07/92 | SP-915 | MD-9404 | SP-966 | | |
| 1600, EW, 55KW | 08/82 → 07/92 | SP-812 | MD-9408 | FF-007 | | |
| 1800i, JH, 70KW | 08/85 → 12/92 | SP-812 | MD-9436 | SP-2020 SP-2022 | | |
| Comments: SP-2020: From chassis no. 14_K_009001, SP-2022: To chassis no. 14_K_009000. | | | | | | |

Caddy II (95-04)

| | | | | | | |
|--|---------------|-------------------|--------------------|--------------------|---------------------|--|
| 1400, AEX, AKV, APQ, AUD, 44 KW | 11/95 → 02/04 | SP-1066 | MD-130 MD-9560 | SP-2024 | MS-6109 MS-6109C | |
| Comments: MD-9560: Engine code AUD. | | | | | | |
| 1400, AUA, 55 KW | 08/00 → 02/04 | SP-1066 | MD-9482 | SP-2024 | MS-6109 MS-6109C | |
| 1600 Pick-up, AEE, 55 KW | 06/96 → 02/04 | SP-1066 | MD-9208 | SP-2024 | MS-6109 MS-6109C | |
| 1600, 1F, AEE, 55 KW | 11/95 → 02/04 | SP-1066 SP-978 | MD-9208 MD-130 | SP-2024 | MS-6109 MS-6109C | |
| Comments: SP-1066: Engine code AEE, SP-978: Engine code 1F. | | | | | | |
| 1700 SDI, AHB, 42 KW | 07/96 → 02/04 | SP-980 | MD-9208 | SP-1254 | MS-6109 MS-6109C | |
| 1900 SD/SDI, AEY, AYQ, 1Y, 47 KW | 11/95 → 02/04 | SP-980 MD-355 | MD-9208 MD-9710 | SP-1254 SP-1111 | MS-6109 MS-6109C | |
| Comments: MD-355: Engine code AYQ, MD-9710: Engine code AYQ, SP-1111: Engine code AYQ. | | | | | | |

VW (VOLKSWAGEN)

Caddy II (95-04)

| | | | | | |
|------------------------------------|---------------|------------------|--------------------|--------------------|---------------------|
| 1900 SDI Pick-up, AEF, 47 KW | 06/96 → 02/04 | SP-1065 | MD-9208 | SP-1254 | MS-6109 MS-6109C |
| 1900 TDI, AHU, ALE, ALH, 1Z, 66 KW | 09/96 → 02/04 | SP-915 MD-355 | MD-9208 MD-9710 | SP-1254 SP-1111 | MS-6109 MS-6109C |

Comments: MD-355: Engine code ALH, MD-9710: Engine code ALH, SP-1111: Engine code ALH.

Caddy III (04-10)

| | | | | | |
|----------------------|---------------|---------|---------|--------------------|---------------------|
| 1400 16V, BUD, 59 KW | 06/06 → 12/10 | SP-1135 | MD-8358 | SP-2156 | MS-6274 MS-6274C |
| 1400, BCA, 55 KW | 02/04 → 12/10 | SP-1135 | MD-8040 | SP-2137 SP-2156 | MS-6274 MS-6274C |

Comments: SP-2137: Without integrated pressure regulator, SP-2156: With integrated pressure regulator 4 bar.

| | | | | | |
|----------------------------|---------------|--------|---------|--------------------|---------------------|
| 1600, BGU, BSE, BSF, 75 KW | 02/04 → 12/10 | SP-978 | MD-5226 | SP-2137 SP-2156 | MS-6274 MS-6274C |
|----------------------------|---------------|--------|---------|--------------------|---------------------|

Comments: SP-2137: Without integrated pressure regulator, SP-2156: With integrated pressure regulator 4 bar.

| | | | | | |
|---------------------------|---------------|--------|---------|----------------------------|---------------------|
| 1900 TDI, BJB, BLS, 77 KW | 02/04 → 12/10 | MD-437 | MD-8060 | MD-613 MD-615 MD-539 | MS-6274 MS-6274C |
|---------------------------|---------------|--------|---------|----------------------------|---------------------|

Comments: MD-613: From chassis no. 2K_6_090001, housing 3C0127400C (UFI), MD-615: To chassis no. 2K_6_090000, housing 1K0127400K (M+H), MD-539: To chassis no. 2K_6_090000, housing 1K0127400B/C/J (M+H).

| | | | | | |
|----------------------|---------------|--------|---------|----------------------------|---------------------|
| 1900 TDI, BSU, 55 KW | 09/05 → 12/10 | MD-437 | MD-8060 | MD-613 MD-615 MD-539 | MS-6274 MS-6274C |
|----------------------|---------------|--------|---------|----------------------------|---------------------|

Comments: MD-613: From chassis no. 2K_6_090001, housing 3C0127400C (UFI), MD-615: To chassis no. 2K_6_090000, housing 1K0127400K (M+H), MD-539: To chassis no. 2K_6_090000, housing 1K0127400B/C/J (M+H).

| | | | | | |
|--------------------------|---------------|--------|---------|---------|---------------------|
| 2000 Ecofuel, BSX, 80 KW | 04/06 → 12/10 | SP-978 | MD-5226 | SP-2156 | MS-6274 MS-6274C |
|--------------------------|---------------|--------|---------|---------|---------------------|

| | | | | | |
|---------------------------|---------------|--------|---------|----------------------------|---------------------|
| 2000 SDI, BDJ, BST, 51 KW | 02/04 → 12/10 | MD-437 | MD-5226 | MD-613 MD-615 MD-539 | MS-6274 MS-6274C |
|---------------------------|---------------|--------|---------|----------------------------|---------------------|

Comments: MD-613: From chassis no. 2K_6_090001, housing 3C0127400C (UFI), MD-615: To chassis no. 2K_6_090000, housing 1K0127400K (M+H), MD-539: To chassis no. 2K_6_090000, housing 1K0127400B/C/J (M+H).

| | | | | | |
|-----------------------|---------------|--------|---------|--------|---------------------|
| 2000 TDI, BMM, 103 KW | 09/07 → 12/10 | MD-437 | MD-5226 | MD-613 | MS-6274 MS-6274C |
|-----------------------|---------------|--------|---------|--------|---------------------|

Caddy IV (10-)

| | | | | | |
|-----------------------------------|---------|---------|---------|------------------|---------------------|
| 1200 TSI, CBZA, 63 KW | 09/10 → | SP-1373 | MD-5226 | SP-2149 | MS-6274 MS-6274C |
| 1200 TSI, CBZB, 77 KW | 09/10 → | SP-1373 | MD-5226 | SP-2149 | MS-6274 MS-6274C |
| 1600 Bifuel/LPG, BSF, CHGA, 75 KW | 10/10 → | SP-978 | MD-5226 | SP-2156 | MS-6274 MS-6274C |
| 1600 TDI, CAYD, 75 KW | 09/10 → | MD-679 | MD-8060 | MD-613 MD-615 | MS-6274 MS-6274C |

Comments: MD-613: For Housing 3C0 127 400 D (UFI).

| | | | | | |
|-----------------------|---------|--------|---------|------------------|---------------------|
| 1600 TDI, CAYE, 55 KW | 09/10 → | MD-679 | MD-8060 | MD-613 MD-615 | MS-6274 MS-6274C |
|-----------------------|---------|--------|---------|------------------|---------------------|

Comments: MD-613: For Housing 3C0 127 400 D (UFI).

| | | | | | |
|--------------------------|---------|--------|---------|---------|---------------------|
| 2000 EcoFuel, BSX, 80 KW | 10/10 → | SP-978 | MD-5226 | SP-2157 | MS-6274 MS-6274C |
|--------------------------|---------|--------|---------|---------|---------------------|

| | | | | | |
|------------------------|---------|--------|---------|--------|---------------------|
| 2000 TDI, CFHC, 103 KW | 09/10 → | MD-679 | MD-8060 | MD-613 | MS-6274 MS-6274C |
|------------------------|---------|--------|---------|--------|---------------------|

| | | | | | |
|-----------------------|---------|--------|---------|--------|---------------------|
| 2000 TDI, CFHE, 62 KW | 09/10 → | MD-679 | MD-8060 | MD-613 | MS-6274 MS-6274C |
|-----------------------|---------|--------|---------|--------|---------------------|

| | | | | | |
|----------------------------|---------|--------|---------|--------|---------------------|
| 2000 TDI, CFHF CLCA, 81 KW | 09/10 → | MD-679 | MD-8060 | MD-613 | MS-6274 MS-6274C |
|----------------------------|---------|--------|---------|--------|---------------------|

| | | | | | |
|------------------------|---------|--------|---------|--------|---------------------|
| 2000 TDI, CFJA, 125 KW | 05/12 → | MD-679 | MD-8060 | MD-613 | MS-6274 MS-6274C |
|------------------------|---------|--------|---------|--------|---------------------|

Caravelle T4 (90-03)

| | | | | | |
|-------------------|---------------|---------|-----------------------------|--------|---------------------|
| 1800 D, 1X, 44 KW | 09/90 → 06/03 | SP-1040 | MD-354 MD-494 MD-7290 | SP-972 | MS-6133 MS-6133C |
|-------------------|---------------|---------|-----------------------------|--------|---------------------|

Comments: MD-494: Outer filter, use for dusty environments, MD-7290: Inner filter, use for dusty environments.

VW (VOLKSWAGEN)

Caravelle T4 (90-03)

| | | | | | | |
|-----------------|---------------|--------|-----------------------------|--------|---------------------|--|
| 1800, PD, 49 KW | 12/90 → 07/92 | SP-812 | MD-354 MD-494 MD-7290 | FF-007 | MS-6133 MS-6133C | |
|-----------------|---------------|--------|-----------------------------|--------|---------------------|--|

Comments: MD-494: Outer filter, use for dusty environments, MD-7290: Inner filter, use for dusty environments.

| | | | | | | |
|---------------------|---------------|---------|-----------------------------|--------|---------------------|--|
| 1900 TD, ABL, 50 KW | 10/92 → 12/95 | SP-1040 | MD-354 MD-494 MD-7290 | SP-972 | MS-6133 MS-6133C | |
|---------------------|---------------|---------|-----------------------------|--------|---------------------|--|

Comments: MD-354: To chassis no. 70_T_199 999, MD-494: Outer filter, use for dusty environments, to chassis no. 70_T_199 999, MD-7290: Inner filter, use for dusty environments, to chassis no. 70_T_199 999.

| | | | | | | |
|--|---------------|---------|---------|--------|---------------------|--|
| | 01/96 → 07/96 | SP-1040 | MD-9420 | SP-972 | MS-6133 MS-6133C | |
|--|---------------|---------|---------|--------|---------------------|--|

Comments: MD-9420: From chassis no. 70_T_200 000.

| | | | | | | |
|--|---------------|---------|---------|--------|---------------------|--|
| | 08/96 → 06/03 | SP-1078 | MD-9420 | SP-972 | MS-6133 MS-6133C | |
|--|---------------|---------|---------|--------|---------------------|--|

Comments: MD-9420: From chassis no. 70_T_200 000.

| | | | | | | |
|------------------|---------------|--------|-----------------------------|---------|---------------------|--|
| 2000, AAC, 62 KW | 07/90 → 08/95 | SP-812 | MD-354 MD-494 MD-7290 | SP-2003 | MS-6133 MS-6133C | |
|------------------|---------------|--------|-----------------------------|---------|---------------------|--|

Comments: MD-494: Outer filter, use for dusty environments, MD-7290: Inner filter, use for dusty environments.

| | | | | | | |
|--|---------------|--------|---------|---------|---------------------|--|
| | 09/95 → 07/99 | SP-812 | MD-9420 | SP-2003 | MS-6133 MS-6133C | |
|--|---------------|--------|---------|---------|---------------------|--|

| | | | | | | |
|--|---------------|--------|---------|---------|---------------------|--|
| | 09/95 → 07/99 | SP-878 | MD-9420 | SP-2003 | MS-6133 MS-6133C | |
|--|---------------|--------|---------|---------|---------------------|--|

| | | | | | | |
|--------------------|---------------|--------|-----------------------------|--------|---------------------|--|
| 2400 D, AAB, 57 KW | 09/90 → 12/95 | SP-958 | MD-354 MD-494 MD-7290 | SP-972 | MS-6133 MS-6133C | |
|--------------------|---------------|--------|-----------------------------|--------|---------------------|--|

Comments: MD-354: To chassis no. 70_T_199 999, MD-494: Outer filter, use for dusty environments, to chassis no. 70_T_199 999, MD-7290: Inner filter, use for dusty environments, to chassis no. 70_T_199 999.

| | | | | | | |
|--|---------------|--------|---------|--------|---------------------|--|
| | 01/96 → 06/03 | SP-958 | MD-9420 | SP-972 | MS-6133 MS-6133C | |
|--|---------------|--------|---------|--------|---------------------|--|

Comments: MD-9420: From chassis no. 70_T_200 000.

| | | | | | | |
|---------------------|---------------|--------|---------|--------|---------------------|--|
| 2400 SD, AJA, 55 KW | 05/98 → 06/03 | SP-958 | MD-9420 | SP-972 | MS-6133 MS-6133C | |
|---------------------|---------------|--------|---------|--------|---------------------|--|

| | | | | | | |
|----------------------|---------------|--------|---------|--------|---------------------|--|
| 2500 TDI, ACV, 75 KW | 09/95 → 06/03 | SP-958 | MD-9420 | SP-972 | MS-6133 MS-6133C | |
|----------------------|---------------|--------|---------|--------|---------------------|--|

| | | | | | | |
|-----------------------|---------------|--------|---------|--------|---------------------|--|
| 2500 TDI, AHV, 110 KW | 05/98 → 06/03 | SP-958 | MD-9420 | SP-972 | MS-6133 MS-6133C | |
|-----------------------|---------------|--------|---------|--------|---------------------|--|

| | | | | | | |
|----------------------|---------------|--------|---------|--------|---------------------|--|
| 2500 TDI, AJT, 65 KW | 05/98 → 06/03 | SP-958 | MD-9420 | SP-972 | MS-6133 MS-6133C | |
|----------------------|---------------|--------|---------|--------|---------------------|--|

| | | | | | | |
|--------------------------|---------------|--------|-----------------------------|---------|---------------------|--|
| 2500, AAF/ACU/AEN, 81 KW | 10/90 → 08/95 | SP-958 | MD-354 MD-494 MD-7290 | SP-2003 | MS-6133 MS-6133C | |
|--------------------------|---------------|--------|-----------------------------|---------|---------------------|--|

Comments: MD-494: Outer filter, use in dusty environment, MD-7290: Inner filter, use in dusty environment.

| | | | | | | |
|--|---------------|--------|---------|---------|---------------------|--|
| | 09/95 → 06/03 | SP-958 | MD-9420 | SP-2003 | MS-6133 MS-6133C | |
|--|---------------|--------|---------|---------|---------------------|--|

| | | | | | | |
|----------------------|---------------|--------|---------|---------|---------------------|--|
| 2500, AET/AEU, 85 KW | 08/96 → 06/03 | SP-958 | MD-9420 | SP-2003 | MS-6133 MS-6133C | |
|----------------------|---------------|--------|---------|---------|---------------------|--|

| | | | | | | |
|----------------------|---------------|--------|---------|---------|---------------------|--|
| 2800 V6, AMV, 150 KW | 06/00 → 06/03 | MD-437 | MD-9420 | SP-2003 | MS-6133 MS-6133C | |
|----------------------|---------------|--------|---------|---------|---------------------|--|

Caravelle T5 (03-)

| | | | | | | |
|---------------------|---------------|--------|---------|---------|---------------------|--|
| 1900TDI, AXB, 77 KW | 05/03 → 12/09 | MD-437 | MD-8046 | SP-1279 | MS-6277 MS-6277C | |
|---------------------|---------------|--------|---------|---------|---------------------|--|

| | | | | | | |
|---------------------|---------------|--------|---------|---------|---------------------|--|
| 1900TDI, AXC, 63 KW | 05/03 → 12/09 | MD-437 | MD-8046 | SP-1279 | MS-6277 MS-6277C | |
|---------------------|---------------|--------|---------|---------|---------------------|--|

| | | | | | | |
|---------------------|---------------|--------|---------|---------|---------------------|--|
| 1900TDI, BRR, 62 KW | 01/06 → 12/09 | MD-437 | MD-8046 | SP-1279 | MS-6277 MS-6277C | |
|---------------------|---------------|--------|---------|---------|---------------------|--|

| | | | | | | |
|---------------------|---------------|--------|---------|---------|---------------------|--|
| 1900TDI, BRS, 75 KW | 01/06 → 12/09 | MD-437 | MD-8046 | SP-1279 | MS-6277 MS-6277C | |
|---------------------|---------------|--------|---------|---------|---------------------|--|

| | | | | | | |
|------------------|---------|--------|---------|---------|---------------------|--|
| 2000, AXA, 85 KW | 05/03 → | SP-978 | MD-8046 | SP-2120 | MS-6277 MS-6277C | |
|------------------|---------|--------|---------|---------|---------------------|--|

| | | | | | | |
|----------------------|---------|--------|---------|---------|---------------------|--|
| 2000TDI, CAAA, 62 KW | 09/09 → | MD-679 | MD-8046 | SP-1279 | MS-6277 MS-6277C | |
|----------------------|---------|--------|---------|---------|---------------------|--|

VW (VOLKSWAGEN)

Caravelle T5 (03-)








| | | | | | |
|---|---------------|---------|---------|---------|---------------------|
| 2000TDI, CAAB, 75 KW | 09/09 → | MD-679 | MD-8046 | SP-1279 | MS-6277 MS-6277C |
| 2000TDI, CAAC, 103 KW | 09/09 → | MD-679 | MD-8046 | SP-1279 | MS-6277 MS-6277C |
| 2000TDI, CAAD, 84 KW | 05/11 → | MD-679 | MD-8046 | SP-1279 | MS-6277 MS-6277C |
| 2000TDI, CAAE, CCHB, 100 KW | 05/10 → | MD-679 | MD-8046 | SP-1279 | MS-6277 MS-6277C |
| 2000TDI, CFCA, 132 KW | 09/09 → | MD-679 | MD-8046 | SP-1279 | MS-6277 MS-6277C |
| 2000TSI, CJKA, 150 KW | 06/11 → 08/12 | SP-1356 | MD-8046 | SP-2149 | MS-6277 MS-6277C |
| | 09/12 → | | MD-8046 | SP-2149 | MS-6277 MS-6277C |
| 2000TSI, CJKB, 110 KW | 07/12 → 08/12 | SP-1356 | MD-8046 | SP-2149 | MS-6277 MS-6277C |
| | 09/12 → | | MD-8046 | SP-2149 | MS-6277 MS-6277C |
| 2500TDI, AXD, BNZ, 96 KW | 05/03 → 02/08 | MD-437 | MD-8046 | SP-1279 | MS-6277 MS-6277C |
| Comments: SP-1279: To chassis no. 7H_8_120 000. | | | | | |
| | 03/08 → 12/09 | MD-437 | MD-8046 | SP-1379 | MS-6277 MS-6277C |
| Comments: SP-1379: From chassis no. 7H_8_120 001. | | | | | |
| 2500TDI, AXE, BPC, 128 KW | 05/03 → 02/08 | MD-437 | MD-8046 | SP-1279 | MS-6277 MS-6277C |
| Comments: SP-1279: To chassis no. 7H_8_120 000. | | | | | |
| | 03/08 → 12/09 | MD-437 | MD-8046 | SP-1379 | MS-6277 MS-6277C |
| Comments: SP-1379: From chassis no. 7H_8_120 001. | | | | | |
| 2500TDI, BLJ, 128 KW | 11/03 → 02/08 | MD-437 | MD-8046 | SP-1279 | MS-6277 MS-6277C |
| Comments: SP-1279: To chassis no. 7H_8_120 000. | | | | | |
| | 03/08 → 12/09 | MD-437 | MD-8046 | SP-1379 | MS-6277 MS-6277C |
| Comments: SP-1379: From chassis no. 7H_8_120 001. | | | | | |
| 3200 V6, BDL, 170 KW | 11/03 → 12/09 | MD-353 | MD-8046 | SP-2120 | MS-6277 MS-6277C |
| 3200 V6, CFLA, BKK, 173 KW | 11/03 → 12/09 | MD-353 | MD-8046 | SP-2120 | MS-6277 MS-6277C |








Corrado (88-95)







| | | | | | |
|------------------------|---------------|---------|---------|---------|--|
| 1800 16V, KR, 100 KW | 04/89 → 07/92 | SP-978 | MD-9276 | SP-2007 | |
| 1800i G60, PG, 118 KW | 09/88 → 09/93 | SP-1074 | MD-9096 | SP-2003 | |
| 2000i 16V, 9A, 100 KW | 08/91 → 12/95 | SP-978 | MD-9276 | SP-2007 | |
| 2000i, ADY, 85 KW | 04/93 → 12/95 | SP-978 | MD-9096 | SP-2003 | |
| 2900i VR6, ABV, 140 KW | 08/91 → 12/95 | MD-303 | MD-9096 | SP-2003 | |

Crafter (06-)

| | | | | | |
|------------------------|---------|--------|---------|--------|---------------------|
| 2000 TDi, CKTB, 80 KW | 06/11 → | MD-679 | MD-8282 | | MS-6330 MS-6330C |
| 2000 TDi, CKTC, 100 KW | 06/11 → | MD-679 | MD-8282 | | MS-6330 MS-6330C |
| 2000 TDi, CKUB, 120 KW | 06/11 → | MD-679 | MD-8282 | | MS-6330 MS-6330C |
| 2000 TDi, CKUC, 105 KW | 10/11 → | MD-679 | MD-8282 | | MS-6330 MS-6330C |
| 2500 TDi, BJJ, 65 KW | 04/06 → | MD-355 | MD-8282 | MD-629 | MS-6330 MS-6330C |
| 2500 TDi, BJK, 80 KW | 04/06 → | MD-355 | MD-8282 | MD-629 | MS-6330 MS-6330C |
| 2500 TDi, BJL, 100 KW | 04/06 → | MD-355 | MD-8282 | MD-629 | MS-6330 MS-6330C |

|  |  |  OIL |  AIR |  FUEL |  CABIN |  OTHER |
|--|--|--|--|---|--|--|
| VW (VOLKSWAGEN) | | | | | | |
| Crafter (06-) | | | | | | |
| 2500 TDi, BJM, 120 KW | 04/06 → | MD-355 | MD-8282 | MD-629 | MS-6330 MS-6330C | |
| Derby (77-84) | | | | | | |
| 1000, GL HZ, 29 KW | 10/81 → 12/84 | SP-812 | MD-9040 | FF-007 | | |
| 1100, HB, 37 KW | 02/77 → 01/82 | SP-812 | MD-130 | FF-007 | | |
| | 02/82 → 07/83 | SP-812 | MD-9040 | FF-007 | | |
| 1300, GK, 55 KW | 09/82 → 12/84 | SP-812 | MD-9432 | FF-007 | | |
| 1300, HH, 44 KW | 08/81 → 01/82 | SP-812 | MD-130 | FF-007 | | |
| | 02/82 → 07/83 | SP-812 | MD-9040 | FF-007 | | |
| 1300, HH, HJ, 44 KW | 02/77 → 09/81 | SP-812 | MD-130 | FF-007 | | |
| 1300, HK, HW, 40 KW | 08/83 → 12/84 | SP-812 | MD-130 | FF-007 | | |
| 900, HA, 29 KW | 08/77 → 09/81 | SP-812 | MD-9040 | FF-007 | | |
| EOS (06-) | | | | | | |
| 1400 TSI, CAVD, 118 KW | 05/08 → 06/10 | SP-1350 | MD-8060 | SP-2149 | MS-6274 MS-6274C | |
| | 07/10 → | SP-1373 | MD-8060 | SP-2149 | MS-6274 MS-6274C | |
| 1400 TSI, CAXA, 90 KW | 10/07 → 05/08 | MD-535 | MD-5226 | SP-2149 | MS-6274 MS-6274C | |
| Comments: MD-535: To chassis no. 1F_8_070 999. | | | | | | |
| | 06/08 → 06/10 | SP-1350 | MD-5226 | SP-2149 | MS-6274 MS-6274C | |
| Comments: SP-1350: From chassis no. 1F_9_000 001. | | | | | | |
| | 07/10 → | SP-1373 | MD-5226 | SP-2149 | MS-6274 MS-6274C | |
| Comments: SP-1373: From chassis no. 1F_9_000 001. | | | | | | |
| 1600 FSI, BLF, 85 KW | 06/06 → 08/08 | MD-535 | MD-8248 | SP-2149 | MS-6274 MS-6274C | |
| 2000 FSI, BVY, BVZ, 110 KW | 05/06 → 07/08 | MD-573 | MD-5226 | SP-2149 | MS-6274 MS-6274C | |
| 2000 TDI, BMM, CBAB, CFFB, 103 KW | 06/06 → 05/08 | MD-679 MD-437 | MD-8060 | MD-613 | MS-6274 MS-6274C | |
| Comments: MD-679: Engine code CFFB, MD-437: Engine code BMM+CBAB. | | | | | | |
| 2000 TDI, CFFA, 100 KW | 11/10 → | MD-679 | MD-8060 | MD-613 | MS-6274 MS-6274C | |
| 2000 TFSI, BPY, BWA, CAWB, CBFA, CCTA, CCZA, 147 | 05/06 → | MD-573 SP-1356 | MD-8060 MD-8284 | SP-2149 | MS-6274 MS-6274C | |
| Comments: MD-573: Engine code BPY, BWA, SP-1356: Engine code CAWB, CBFA, CCTA, CCZA, MD-8060: Engine code CAWB, CBFA, CCTA, CCZA, MD-8284: Engine code BPY, BWA. | | | | | | |
| 2000 TFSI, CCZB, 155 KW | 11/09 → | SP-1356 | MD-8060 | SP-2149 | MS-6274 MS-6274C | |
| 3200 V6, BUB, CBRA, 184 KW | 06/06 → 06/09 | MD-437 | MD-8402 | SP-2156 | MS-6274 MS-6274C | |
| 3600 FSI V6, CDVA, 191 KW | 05/09 → 12/10 | MD-437 | MD-8402 | SP-2149 | MS-6274 MS-6274C | |
| Fox (05-) | | | | | | |
| 1200, BMD/CHFB, 40 KW | 04/05 → | MD-427 | MD-8050 | SP-2060 | MS-6216 MS-6216C | |
| 1200, CHFA, 44 KW | 09/10 → | MD-427 | MD-8050 | SP-2060 | MS-6216 MS-6216C | |
| 1400 TDI, BNM, 51 KW | 04/05 → | MD-437 | MD-9768 | SP-1292 | MS-6216 MS-6216C | |
| 1400, BKR, 55 KW | 04/05 → | SP-1135 | | SP-2060 | MS-6216 MS-6216C | |
| Golf Cabrio (79-93) | | | | | | |
| 1500, JB, 51 KW | 01/79 → 11/83 | SP-812 | MD-9408 | FF-007 | | |
| 1600, EG, 81 KW | 08/79 → 07/82 | SP-812 | MD-9436 | SP-2002 | | |
| 1600, EW, 55 KW | 08/83 → 12/83 | SP-812 | MD-9408 | FF-007 | | |
| | 01/84 → 09/91 | SP-812 | MD-9408 | FF-007 | MS-6121 | |
| 1600, RE, 53 KW | 04/86 → 02/90 | SP-812 | MD-9408 | FF-007 | MS-6121 | |

|  |  |  OIL |  AIR |  FUEL |  CABIN |  OTHER |
|---|--|--|--|---|--|--|
| VW (VOLKSWAGEN) | | | | | | |
| Golf Cabrio (79-93) | | | | | | |
| 1800, 2H, 72 KW | 08/89 → 08/91 | SP-812 | MD-9436 | SP-2003 SP-2004 | MS-6121 | |
| Comments: SP-2004: Partly/or. | | | | | | |
| | 09/91 → 03/93 | SP-812 | MD-9436 | SP-2003 SP-2004 | | |
| Comments: SP-2004: Partly/or. | | | | | | |
| 1800, DX, EV, PB, 82 KW | 08/82 → 10/83 | SP-812 | MD-9436 | SP-2002 | | |
| | 11/83 → 12/83 | SP-812 | MD-9400 | SP-2007 | | |
| | 01/84 → 12/86 | SP-812 | MD-9400 | SP-2007 | MS-6121 | |
| | 01/87 → 06/87 | SP-812 | MD-9096 | SP-2007 | MS-6121 | |
| | 07/87 → 12/89 | SP-812 | MD-9096 | SP-2003 | MS-6121 | |
| 1800, EX, 66 KW | 08/83 → 12/83 | SP-812 | MD-9408 | FF-007 | | |
| | 01/84 → 09/92 | SP-812 | MD-9408 | FF-007 | MS-6121 | |
| 1800, JH, 70 KW | 08/83 → 04/93 | SP-812 | MD-9436 | SP-2022 SP-2004 | MS-6121 | |
| Comments: SP-2022: To chassis no. 15_E_011 290, SP-2004: From chassis no. 15_E_011 291. | | | | | | |
| Golf Cabrio II (93-02) | | | | | | |
| 1600, AEK, AFT, AKS, 74 KW | 10/94 → 05/98 | SP-978 | MD-9200 | SP-2003 | MS-6109 MS-6109C | |
| 1600, AFT, AKS, 74 KW | 06/98 → 06/02 | SP-978 | MD-9200 | SP-2003 | MS-6109 MS-6109C | |
| 1800, AAM, 55 KW | 07/93 → 08/95 | SP-812 | MD-9200 | SP-2003 | MS-6109 MS-6109C | |
| | 09/95 → 05/98 | SP-978 | MD-9200 | SP-2003 | MS-6109 MS-6109C | |
| 1800, AAM, ANN, 55 KW | 06/98 → 06/02 | SP-978 | MD-9200 | SP-2003 | MS-6109 MS-6109C | |
| 1800, ABS, ADZ, 66 KW | 07/93 → 08/95 | SP-812 | MD-9200 | SP-2003 | MS-6109 MS-6109C | |
| | 09/95 → 05/98 | SP-978 | MD-9200 | SP-2003 | MS-6109 MS-6109C | |
| 1800, ADZ, ANP, 66 KW | 06/98 → 06/02 | SP-978 | MD-9200 | SP-2003 | MS-6109 MS-6109C | |
| 1900 TDI, AFN, 81 KW | 07/96 → 05/98 | SP-1078 | MD-9200 | SP-972 | MS-6109 MS-6109C | |
| 1900 TDI, AFN, AVG, 81 KW | 06/98 → 06/02 | SP-1078 | MD-9200 | SP-972 | MS-6109 MS-6109C | |
| 1900 TDI, AHU, 1Z, 66 KW | 08/95 → 05/98 | SP-1120 | MD-9200 | SP-972 | MS-6109 MS-6109C | |
| 1900 TDI, AHU, ALE, 66 KW | 06/98 → 06/02 | SP-1120 | MD-9200 | SP-972 | MS-6109 MS-6109C | |
| 2000, 2E, ADY, AGG, AKR, 85 KW | 07/93 → 08/94 | SP-812 | MD-9200 | SP-2003 | MS-6109 MS-6109C | |
| | 09/94 → 05/98 | SP-978 | MD-9200 | SP-2003 | MS-6109 MS-6109C | |
| 2000, AGG, AKR, AWF, AWG, ATU, 85 KW | 06/98 → 06/02 | SP-978 | MD-9200 | SP-2003 | MS-6109 MS-6109C | |
| Golf I (74-83) | | | | | | |
| 1100, FA, 37KW | 07/74 → 07/75 | SP-812 | MD-9400 | FF-010 | | |
| | 08/75 → 08/82 | SP-812 | MD-9040 | FF-010 | | |
| 1300, HC, 44KW | 08/79 → 08/82 | SP-812 | MD-9040 | FF-010 | | |
| 1500, JB, 51KW | 08/74 → 07/75 | SP-812 | MD-9400 | FF-010 | | |
| 1500, FH, 51KW | 08/75 → 08/82 | SP-812 | MD-9408 | FF-010 | | |
| 1500D BOSCH, CK, 37KW | 08/76 → 07/80 | SP-915 | MD-9400 | SP-966 | | |
| 1500D CAV, CK, 37KW | 08/76 → 07/80 | SP-915 | MD-9400 | MD-093 | | |
| 1600, FP/FT, 55KW | 08/75 → 08/82 | SP-812 | MD-9408 | FF-010 | | |
| 1600D BOSCH, JK, 40KW | 08/80 → 08/82 | SP-915 | MD-9404 | SP-966 | | |
| 1600D CAV, JK, 40KW | 08/80 → 08/82 | SP-915 | MD-9404 | MD-093 | | |
| 1600i GTI, EG, 81 KW | 09/75 → 07/77 | SP-812 | MD-9436 | FF-010 | | |
| | 08/77 → 08/81 | SP-812 | MD-9436 | SP-2002 | | |

|  |  |  OIL |  AIR |  FUEL |  CABIN |  OTHER |
|---|--|--|--|---|--|--|
| VW (VOLKSWAGEN) | | | | | | |
| Golf I (74-83) | | | | | | |
| 1600TD, CY, 51KW | 03/81 → 08/82 | SP-915 | MD-9404 | SP-966 | | |
| 1800i GTI, DX, 82KW | 09/81 → 08/82 | SP-812 | MD-9436 | SP-2002 | | |
| Golf II (82-92) | | | | | | |
| 1050, GN/HZ, 33-37 KW | 09/82 → 10/90 | SP-812 | MD-9040 | FF-010 | | |
| 1300, HK/MH/NZ/2G, 40KW | 09/82 → 10/90 | SP-812 | MD-130 | FF-007 | | |
| 1300i, HK/MH/NZ/2G, 40KW | 09/86 → 10/90 | SP-812 | MD-9400 | SP-2003 | MS-6121 | |
| 1600, PN/RF, 51 - 55KW | 09/82 → 10/90 | SP-812 | MD-9408 | FF-010 | | |
| 1600D, JP, 40KW | 09/82 → 07/86 | SP-915 | MD-9404 | SP-973 | | |
| | 08/86 → 06/88 | SP-915 | MD-9404 | SP-972 | MS-6121 | |
| 1600D, JP, 44KW | 09/89 → 10/90 | SP-915 | MD-9096 | SP-972 | MS-6121 | |
| 1600TD, JR, 51KW | 09/82 → 07/86 | SP-915 | MD-9404 | SP-973 | | |
| | 08/86 → 06/88 | SP-915 | MD-9404 | SP-972 | MS-6121 | |
| 1600TD, SB, 59KW | 07/88 → 10/90 | SP-915 | MD-9096 | SP-972 | MS-6121 | |
| 1800, RP, 62/66KW | 09/82 → 10/90 | SP-812 | MD-9408 | FF-010 | | |
| 1800i 16V GTI, PL/KR, 95 - 102KW | 10/85 → 07/88 | SP-812 | MD-9400 | SP-2007 | MS-6121 | |
| | 08/89 → 10/90 | SP-812 | MD-9096 | SP-2020 | MS-6121 | |
| 1800i G60, PG, 118KW | 06/88 → 10/90 | | MD-9096 | SP-2003 | MS-6121 | |
| 1800i GTI, PF/PB, 75 - 82KW | 11/82 → 12/85 | SP-812 | MD-9400 | SP-2007 | | |
| | 01/87 → 06/86 | SP-812 | MD-9096 | SP-2007 | MS-6121 | |
| | 07/86 → 10/90 | SP-812 | MD-9096 | SP-2003 | MS-6121 | |
| 1800i, 1P, 72KW Motronic | 08/88 → 10/90 | SP-812 | MD-9096 | SP-2003 | MS-6121 | |
| 1800i, GU, 66KW K - Jetronic | 09/84 → 07/84 | SP-812 | MD-9400 | SP-2004 | MS-6121 | |
| | 08/85 → 08/86 | SP-812 | MD-9400 | SP-2007 | MS-6121 | |
| 1800i, GU, 66KW Monojetronic | 09/86 → 10/90 | SP-812 | MD-9096 | SP-2003 | MS-6121 | |
| Golf III (90-99) | | | | | | |
| 1400i, ABD, 40KW | 11/90 → 07/92 | SP-812 | MD-130 | SP-2003 | | |
| | 08/92 → 07/96 | SP-839 | MD-9200 | SP-2003 | MS-6109 MS-6109C | |
| 1400i, AEX, 44KW | 10/90 → 07/92 | SP-812 | MD-130 | SP-2003 | | |
| 1400i, AEX, 44KW | 08/92 → 06/94 | SP-839 | MD-9200 | SP-2003 | MS-6109 MS-6109C | |
| 1400i, AEX, 44KW | 07/94 → 07/96 | SP-839 | MD-130 | SP-2003 | MS-6109 MS-6109C | |
| 1600i, ABU/AEA/AEE, 55KW | 09/92 → 06/94 | SP-839 | MD-9200 | SP-2003 | MS-6109 MS-6109C | |
| | 07/94 → 07/96 | SP-839 | MD-130 | SP-2003 | MS-6109 MS-6109C | |
| 1600i, AFT, 74KW | 07/94 → 07/96 | SP-978 | MD-9200 | SP-2003 | MS-6109 MS-6109C | |
| 1800i, AAM/ANN/ABS/ADZ, 55/66KW | 10/90 → 08/94 | SP-812 | MD-9200 | SP-2003 | | |
| | 09/94 → 07/96 | SP-978 | MD-9200 | SP-2003 | MS-6109 MS-6109C | |
| 1900D, 1Y, 47KW | 10/90 → 07/96 | SP-915 | MD-9200 | SP-972 | | |
| 1900TD, AAZ, 55KW | 10/90 → 07/96 | SP-915 | MD-9200 | SP-972 | | |
| 1900TDI, AFN, 81KW | 04/96 → 07/96 | SP-1078 | MD-9200 | SP-972 | MS-6109 MS-6109C | |
| 1900TDI, AHU/ALE 66KW | 07/96 → 07/96 | | MD-9200 | SP-972 | MS-6109 MS-6109C | |
| 2000i 16V GTI, 110KW | 07/92 → 07/96 | SP-978 | MD-9200 | SP-2003 | MS-6109 MS-6109C | |
| 2000i, AGG, 85KW | 10/90 → 08/93 | SP-812 | MD-9200 | SP-2003 | | |
| | 09/93 → 07/96 | SP-978 | MD-9200 | SP-2003 | MS-6109 MS-6109C | |
| 2800i VR6, AAA, 128/140KW | 01/91 → 12/94 | MD-303 | MD-9200 | SP-2003 | MS-6109 MS-6109C | |
| 2800i VR6, ABV, 128/140KW | 01/96 → 07/96 | MD-353 | MD-9200 | SP-2003 | MS-6109 MS-6109C | |
| Golf IV (97-07) | | | | | | |





VW (VOLKSWAGEN)

Golf IV (97-07)

| | | | | | | |
|-----------------------------------|---------------|---------|---------|---------|---------------------|--------|
| 1400i, AHW/AKQ/APE/AXP/BCA, 55 KW | 08/97 → 06/06 | SP-1135 | MD-9482 | SP-2120 | MS-6109 MS-6109C | |
| 1600 16V ATN/AUS, 77 KW | 02/00 → 06/07 | SP-1135 | MD-9482 | SP-2120 | MS-6109 MS-6109C | |
| Comments: Engine code ATN + AUS | | | | | | |
| 1600 16V AZD/BCD, 77 KW | 02/00 → 06/07 | SP-1135 | MD-8040 | SP-2120 | MS-6109 MS-6109C | |
| Comments: Engine code AZD + BCB | | | | | | |
| 1600 Auto, AVU, 75 KW | 10/00 → 06/07 | SP-1135 | MD-9482 | SP-2120 | MS-6109 MS-6109C | TR-015 |
| 1600 FSI, BAD, 81 KW | 01/02 → 06/07 | SP-1135 | MD-9422 | SP-2120 | MS-6109 MS-6109C | |
| 1600i AEH/AKL, 74 KW | 08/97 → 06/07 | SP-978 | MD-9422 | SP-2120 | MS-6109 MS-6109C | TR-015 |
| 1800i T, AGU, ARZ, 110 KW | 08/97 → 06/07 | SP-978 | MD-9422 | SP-2120 | MS-6109 MS-6109C | TR-015 |
| 1800i T, AUQ, 132 KW | 09/01 → 06/07 | SP-978 | MD-9422 | SP-2120 | MS-6109 MS-6109C | |
| 1800i, AGN, 92 KW | 08/97 → 06/07 | SP-978 | MD-9422 | SP-2120 | MS-6109 MS-6109C | TR-015 |
| 1900 SDI, AGP, AQM, 50 KW | 08/97 → 06/07 | MD-355 | MD-9422 | SP-1041 | MS-6109 MS-6109C | |
| 1900 TDI ATD, AXP, 74 KW | 10/00 → 06/07 | MD-355 | MD-9422 | SP-1041 | MS-6109 MS-6109C | |
| 1900 TDI, 66 KW | 08/97 → 06/02 | MD-355 | MD-9422 | SP-1041 | MS-6109 MS-6109C | TR-015 |
| 1900 TDI, AHF, ASV, 81 KW | 08/97 → 06/02 | MD-355 | MD-9422 | SP-1041 | MS-6109 MS-6109C | TR-015 |
| 1900 TDI, AJM, AUY, 85 KW | 12/98 → 09/01 | MD-355 | MD-9422 | SP-1041 | MS-6109 MS-6109C | |
| 1900 TDI, ARL, 110 KW | 10/00 → 06/06 | MD-355 | MD-9422 | SP-1041 | MS-6109 MS-6109C | |
| 1900 TDI, ASZ, 96 KW | 03/01 → 06/07 | MD-355 | MD-9422 | SP-1041 | MS-6109 MS-6109C | |
| 2000i, APK, AQY, BEH, 85 KW | 06/98 → 06/07 | SP-978 | MD-9422 | SP-2120 | MS-6109 MS-6109C | TR-015 |
| 2300i V5, AGZ, 110 KW | 08/97 → 12/00 | MD-437 | MD-9422 | SP-2120 | MS-6109 MS-6109C | TR-015 |
| 2800i V6, 24V, AQP, AUE, 150 KW | 04/99 → 06/07 | MD-437 | MD-9422 | SP-2120 | MS-6109 MS-6109C | |
| 3200 R32, BFH, BML, 177 KW | 08/02 → 09/03 | MD-437 | MD-9422 | SP-2120 | MS-6109 MS-6109C | |

Golf V (03-09)

| | | | | | | |
|---|---------------|---------|---------|--------------------|---------------------|--|
| 1400 16V, BUD, 59 KW | 06/06 → 09/09 | SP-1135 | MD-8358 | SP-2156 | MS-6274 MS-6274C | |
| 1400 16V, BCA, 55 KW | 10/03 → 09/05 | SP-1135 | MD-8040 | SP-2156 | MS-6274 MS-6274C | |
| Comments: SP-2156: With integrated pressure regulator 4 bar | | | | | | |
| | 10/03 → 09/05 | SP-1135 | MD-8040 | SP-2137 | MS-6274 MS-6274C | |
| Comments: SP-2137: Without int. pressure regulator | | | | | | |
| 1400 FSI, BLN/BKG, 66 KW | 12/03 → 09/09 | MD-535 | MD-9622 | SP-2060 SP-2149 | MS-6274 MS-6274C | |
| Comments: SP-2060: Partly/or | | | | | | |
| 1400 GT TSI, BLG, 125 KW | 11/05 → | MD-535 | MD-8060 | SP-2149 | MS-6274 MS-6274C | |
| 1400 TSI, BMY, 103 KW | 06/06 → 09/09 | MD-535 | MD-8060 | SP-2149 | MS-6274 MS-6274C | |
| 1400 TSI, CAVD, 118 KW | 06/08 → 09/09 | SP-1350 | MD-8060 | SP-2149 | MS-6274 MS-6274C | |

|  |  |  OIL |  AIR |  FUEL |  CABIN |  OTHER |
|---|--|--|--|---|--|--|
| VW (VOLKSWAGEN) | | | | | | |
| Golf V (03-09) | | | | | | |
| 1400 TSI, CAXA, 90 KW | 06/07 → 05/08 | MD-535 | MD-5226 | SP-2149 | MS-6274 MS-6274C | |
| | 06/08 → 09/09 | SP-1350 | MD-5226 | SP-2149 | MS-6274 MS-6274C | |
| 1600 16V, BGU,BSE,BSF, 75 KW | 12/03 → 09/09 | SP-978 | MD-5226 | SP-2137 | MS-6274 MS-6274C | |
| Comments: SP-2137: Without integrated pressure regulator | | | | | | |
| | 12/03 → 09/09 | SP-978 | MD-5226 | SP-2156 | MS-6274 MS-6274C | |
| Comments: SP-2156: With integrated pressure regulator 4 bar | | | | | | |
| 1600 FSI, BAG, BLF, BLP, 85 KW | 10/03 → 09/05 | MD-535 | MD-8248 | SP-2137 SP-2060 | MS-6274 MS-6274C | |
| | 10/05 → 09/09 | MD-535 | MD-8248 | SP-2149 | MS-6274 MS-6274C | |
| 1900 TDI, BJB/BKC, 77 KW | 10/03 → 09/09 | MD-437 | MD-8060 | MD-539 MD-615 | MS-6274 MS-6274C | |
| 1900 TDI,BRU, BXF, 66 KW | 03/04 → 09/09 | MD-437 | MD-8060 | MD-539 MD-615 | MS-6274 MS-6274C | |
| 2000 FSI, AXW, 110 KW | 12/03 → 09/09 | MD-573 | MD-5226 | SP-2060 | MS-6274 MS-6274C | |
| 2000 FSI, BHY, 110 KW | 12/03 → 09/09 | SP-978 | MD-5226 | SP-2149 | MS-6274 MS-6274C | |
| 2000 FSI, BLR/X/Y, 110 KW | 12/03 → 09/09 | MD-573 | MD-5226 | SP-2149 | MS-6274 MS-6274C | |
| 2000 GTI, AXX, BPY,BWA, CAWB, CBFA, CCTA, 147 KW | 11/04 → 09/09 | MD-573 SP-1356 | MD-8284 | SP-2149 | MS-6274 MS-6274C | |
| Comments: MD-8284: Engine code AXX, BPY, BWA | | | | | | |
| | 11/04 → 09/09 | MD-573 SP-1356 | MD-8060 | SP-2149 | MS-6274 MS-6274C | |
| Comments: MD-8060: Engine code CAWB, CBFA, CCTA | | | | | | |
| 2000 GTI, AXX, BPY,BWA,CAWB,CBFA,CCTA147 KW | 11/04 → 09/09 | MD-573 SP-1356 | MD-8284 | SP-2149 | MS-6274 MS-6274C | |
| Comments: Engine code CAWB, CBFA, CCTA use SP-1356 | | | | | | |
| 2000 SDI, BDK, 55 KW | 12/03 → 09/09 | MD-437 | MD-5226 | MD-615 MD-539 | MS-6274 MS-6274C | |
| 2000 TDI, AZV/BKD/BMM, 103 KW | 10/03 → 09/09 | MD-437 | MD-8060 | MD-615 MD-539 | MS-6274 MS-6274C | |
| Comments: MD-615: From chassis no.1K_6_160001, MD-539: Up to chassis no. 1K_6_160000. | | | | | | |
| 2000 TDI, BMN, 125 KW | 11/05 → 09/09 | MD-437 | MD-8060 | MD-615 MD-539 | MS-6274 MS-6274C | |
| Comments: MD-615: From chassis no.1K_6_160001, MD-539: Up to chassis no. 1K_6_160000. | | | | | | |
| 2000 TDi, BVB, 96 KW | 11/05 → 09/09 | MD-437 | MD-8060 | MD-615 MD-539 | MS-6274 MS-6274C | |
| Comments: MD-615: From chassis no.1K_6_160001, MD-539: Up to chassis no. 1K_6_160000. | | | | | | |
| 2000 TFSI GTI, BYD, 169 KW | 11/06 → 09/09 | MD-573 | | SP-2149 | MS-6274 MS-6274C | |
| 3200 R32, BUB, 184 KW | 11/05 → 09/09 | MD-437 | MD-8402 | SP-2156 | MS-6274 MS-6274C | |
| Golf VI (08-) | | | | | | |
| 1200 TSI, CBZB, 77 KW | 11/09 → | SP-1373 | MD-5226 | SP-2149 | MS-6274 MS-6274C | |
| 1400 TSI, CAVD, 118 KW | 10/08 → 06/10 | SP-1350 | MD-8060 | SP-2149 | MS-6274 MS-6274C | |
| | 07/10 → | SP-1373 | MD-8060 | SP-2149 | MS-6274 MS-6274C | |
| 1400 TSI, CAXA, 90 KW | 10/08 → 06/10 | SP-1350 | MD-5226 | SP-2149 | MS-6274 MS-6274C | |
| | 07/10 → | SP-1373 | MD-5226 | SP-2149 | MS-6274 MS-6274C | |
| 1400, CGGA, 59 KW | 10/08 → | SP-1135 | MD-8358 | SP-2156 | MS-6274 MS-6274C | |

VW (VOLKSWAGEN)

Golf VI (08-)

| | | | | | |
|-------------------------------------|---------|---------|---------|---------|---------------------|
| 1600 TDI BlueMotion, CAYC, 77 KW | 05/09 → | MD-679 | MD-8060 | MD-615 | MS-6274 MS-6274C |
| 1600 TDI, CAYB, 66 KW | 05/09 → | MD-679 | MD-8060 | MD-615 | MS-6274 MS-6274C |
| 1600, BSE/BSF/CCSA/CHGA/CMXA, 75 KW | 10/08 → | SP-978 | MD-5226 | SP-2156 | MS-6274 MS-6274C |
| 1800 TFSI, CDAA, 118 KW | 06/09 → | SP-1356 | MD-8060 | SP-2149 | MS-6274 MS-6274C |
| 2000 TDI GTD, CBBB, 125 KW | 04/09 → | MD-437 | MD-8060 | MD-615 | MS-6274 MS-6274C |

Comments: MD-437 applicable ONLY for eng.code CBBB

| | | | | | |
|--|---------|--------|---------|--------|---------------------|
| 2000 TDI GTD, CFGB, 125 KW | 04/09 → | MD-679 | MD-8060 | MD-615 | MS-6274 MS-6274C |
| 2000 TDI, CBAA, CBAB, CBDB, CJAA, 103 KW | 10/08 → | MD-437 | MD-8060 | MD-615 | MS-6274 MS-6274C |

Comments: MD-437 applicable ONLY for eng.code CBAA, CBAB, CJAA

| | | | | | |
|---------------------------------------|---------|---------|---------|---------|---------------------|
| 2000 TDI, CBDC, 81 KW | 10/08 → | MD-437 | MD-8060 | MD-615 | MS-6274 MS-6274C |
| 2000 TDI, CFFA, CFFB, CFHC, 103 KW | 10/08 → | MD-679 | MD-8060 | MD-615 | MS-6274 MS-6274C |
| 2000 TDI, CLCA, 81 KW | 10/08 → | MD-679 | MD-8060 | MD-615 | MS-6274 MS-6274C |
| 2000 TSI GTi Edition 35, GDLD, 173 KW | 06/11 → | MD-573 | | SP-2149 | MS-6274 MS-6274C |
| 2000 TSI GTi, CCZB, 155 KW | 04/09 → | SP-1356 | MD-8060 | SP-2149 | MS-6274 MS-6274C |
| 2000 TSI R, CDLC, CDLF, 199 KW | 11/09 → | MD-573 | | SP-2149 | MS-6274 MS-6274C |
| 2000 TSI R, CDLC, CRZA, 188 KW | 11/09 → | MD-573 | | SP-2149 | MS-6274 MS-6274C |
| 2500 V5, CBTA, CBUA, 125 KW | 11/09 → | MD-573 | MD-8432 | SP-2156 | MS-6274 MS-6274C |

Golf VII (5G1) (12-)

| | | | | | |
|--|---------|---------|--|--|--|
| 1200 TSi, CJZA, 77 KW | 11/12 → | SP-1384 | | | |
| 1200 TSi, CJZB, 63 KW | 11/12 → | SP-1384 | | | |
| 1400 TSi, CHPA, CPTA, 103 KW | 11/12 → | SP-1384 | | | |
| 1400 TSi, CMBA, CPVA, CXSA, 90 KW | 11/12 → | SP-1384 | | | |
| 1600 TDi, CLHA, 77 KW | 11/12 → | | | | |
| 1600 TDi, CLHB, CRKA, 66 KW | 11/12 → | | | | |
| 1600 TDi, CRKB, 81 KW | 11/12 → | | | | |
| 2000 GTD, CUNA, 135 KW | 04/13 → | | | | |
| 2000 GTI, CHHA, 169 KW | 04/13 → | | | | |
| 2000 GTI, CHHB, 162 KW | 04/13 → | | | | |
| 2000 TDi, CKFC, CRBC, CRLB, CRMB, 110 KW | 11/12 → | | | | |
| 2000 TDi, CRBB, 105 KW | 11/12 → | | | | |
| 2000 TDi, CRVA, 81 KW | 11/12 → | | | | |

Ilitis (79-88)

| | | | | | |
|--------------------|---------------|--------|-------------------|--------|--|
| 1600 TD, 1C, 51 KW | 08/87 → 12/88 | SP-915 | MD-232 MD-7068 | SP-972 | |
| 1700, YX, 55 KW | 03/79 → 12/81 | SP-812 | MD-232 MD-7068 | FF-007 | |








Comments: MD-232: Outer filter, MD-7068: Inner filter.

Comments: MD-232: Outer filter, MD-7068: Inner filter.

Jetta I (79-83)

| | | | | | | |
|-----------------|---------------|--------|---------|------------------|--|--------|
| 1100, GG, 37 KW | 08/79 → 12/83 | SP-812 | MD-9040 | FF-009 | | TR-023 |
| 1300, GF, 44KW | 08/79 → 12/83 | SP-812 | MD-9040 | FF-010 | | TR-023 |
| 1500, JB, 51 KW | 08/79 → 12/83 | SP-812 | MD-9408 | FF-007 | | TR-023 |
| 1500D, CK, 37Kw | 08/79 → 07/80 | SP-915 | MD-9404 | MD-093 SP-966 | | TR-023 |

Comments: CAV/Delphi injection system use MD-093

|  |  |  OIL |  AIR |  FUEL |  CABIN |  OTHER |
|---|--|--|--|---|--|--|
| VW (VOLKSWAGEN) | | | | | | |
| Jetta I (79-83) | | | | | | |
| 1600, FR, 63KW | 08/80 → 12/83 | SP-812 | MD-9408 | FF-007 | | |
| 1600D JK, 40kW | 08/80 → 12/83 | SP-915 | MD-9404 | MD-093 SP-966 | | TR-023 |
| Comments: CAV/Delphi injection system use MD-093 | | | | | | |
| 1600i GTI, EG, 81KW | 08/79 → 07/82 | SP-812 | MD-9436 | SP-2002 | | TR-023 |
| 1600TD, CY, 51KW | 03/82 → 12/83 | SP-915 | MD-9404 | SP-966 | | TR-023 |
| 1800 Li, GLi, EV, 82KW | 08/82 → 12/83 | SP-812 | MD-9436 | SP-2002 | | TR-023 |
| Jetta II (83-91) | | | | | | |
| 1300, GT, 44 KW | 08/83 → 10/86 | SP-812 | MD-130 | FF-007 | MS-6121 | TR-023 |
| 1300, MH, 40 KW | 01/84 → 10/91 | SP-812 | MD-130 | FF-007 | MS-6121 | TR-023 |
| 1300i Digijet, MH, 40 KW | 01/84 → 10/91 | SP-812 | MD-9400 | SP-2003 | MS-6121 | TR-023 |
| 1600, EZ, 55 KW | 01/84 → 10/91 | SP-812 | MD-9408 | FF-007 | MS-6121 | TR-023 |
| 1600, PN, 51 KW | 10/86 → 10/91 | SP-812 | MD-9408 | FF-007 | MS-6121 | TR-023 |
| 1600, RF (KAT), 53 KW | 03/86 → 10/91 | SP-812 | MD-9408 | FF-007 | MS-6121 | TR-023 |
| 1600D BOSCH, JP, 40 KW | 03/84 → 07/87 | SP-915 | MD-9404 | SP-973 | MS-6121 | TR-023 |
| | 08/87 → 10/91 | SP-915 | MD-9404 | SP-972 | MS-6121 | TR-023 |
| | 01/84 → 02/84 | SP-915 | MD-9404 | SP-966 | MS-6121 | TR-023 |
| 1600D CAV, JP, 40 KW | 01/84 → 10/91 | SP-915 | MD-9404 | MD-093 | MS-6121 | TR-023 |
| 1600TD BOSCH, JR, 51 KW | 03/83 → 02/84 | SP-915 | MD-9404 | SP-966 | MS-6121 | TR-023 |
| | 03/84 → 07/87 | SP-915 | MD-9404 | SP-973 | MS-6121 | TR-023 |
| | 08/87 → 06/89 | SP-915 | MD-9404 | SP-972 | MS-6121 | TR-023 |
| | 07/89 → 10/91 | SP-915 | MD-9096 | SP-972 | MS-6121 | TR-023 |
| 1600TD CAV, JR, 51 KW | 01/84 → 06/89 | SP-915 | MD-9404 | MD-093 | MS-6121 | TR-023 |
| | 07/89 → 10/91 | SP-915 | MD-9096 | MD-093 | MS-6121 | TR-023 |
| 1600TD, 1V, 44 KW | 01/90 → 10/91 | SP-915 | MD-9096 | SP-966 | MS-6121 | TR-023 |
| 1600TD, SB, 59 KW | 04/89 → 10/91 | SP-915 | MD-9096 | SP-966 | MS-6121 | TR-023 |
| 1800 16V, KR, 102 KW | 06/87 → 10/91 | SP-812 | MD-9400 | SP-2007 | MS-6121 | TR-023 |
| 1800 16V, PL, 95 KW | 08/86 → 10/91 | SP-812 | MD-9400 | SP-2007 | MS-6121 | TR-023 |
| 1800 Syncro, 1P, 72 KW | 08/88 → 07/91 | SP-812 | MD-9096 | SP-2003 | MS-6121 | TR-023 |
| 1800 Syncro, RP, 66 KW | 08/87 → 12/88 | SP-812 | MD-9096 | SP-2003 | MS-6121 | TR-023 |
| 1800, GU,HV, 66 KW | 08/86 → 01/90 | SP-812 | MD-9408 | FF-007 | MS-6121 | TR-023 |
| 1800, GX, 66 KW | 08/86 → 10/87 | SP-812 | MD-9400 | FF-007 | MS-6121 | TR-023 |
| | 11/87 → 10/91 | SP-812 | MD-9400 | SP-2007 | MS-6121 | TR-023 |
| 1800, PB, 82 KW | 08/87 → 10/91 | SP-812 | MD-9096 | SP-2007 | MS-6121 | TR-023 |
| 1800, PF, 79 KW | 08/85 → 12/86 | SP-812 | MD-9400 | SP-2007 | MS-6121 | TR-023 |
| | 01/87 → 10/91 | SP-812 | MD-9096 | SP-2007 | MS-6121 | TR-023 |
| 1800, RH, 62 KW | 08/86 → 01/90 | SP-812 | MD-9408 | FF-007 | MS-6121 | TR-023 |
| 1800, RP, 66 KW | 08/86 → 10/87 | SP-812 | MD-9096 | FF-007 | MS-6121 | TR-023 |
| | 11/87 → 10/87 | SP-812 | MD-9096 | SP-2003 | MS-6121 | TR-023 |
| Jetta III (05-) | | | | | | |
| 1400 TSI, BLG, 125 KW | 07/06 → 10/10 | MD-535 | MD-8060 | SP-2149 | MS-6274 MS-6274C | |
| 1400 TSI, BMY, 103 KW | 07/06 → 10/10 | MD-535 | MD-8060 | SP-2149 | MS-6274 MS-6274C | |
| 1400 TSI, CAVD, 118 KW | 07/08 → 10/10 | SP-1350 | MD-8060 | SP-2149 | MS-6274 MS-6274C | |
| 1400 TSI, CAXA, 90 KW | 09/07 → 05/08 | MD-535 | MD-5226 | SP-2149 | MS-6274 MS-6274C | |
| | 06/08 → 10/10 | SP-1350 | MD-5226 | SP-2149 | MS-6274 MS-6274C | |
| 1600 FSI, BLF, 85 KW | 07/05 → 10/10 | MD-535 | MD-8248 | SP-2149 | MS-6274 MS-6274C | |
| 1600 TDI, CAYB, 66 KW | 12/09 → 10/10 | MD-679 | MD-8060 | MD-615 | MS-6274 MS-6274C | |
| 1600 TDI, CAYC, 77 KW | 06/09 → 10/10 | MD-679 | MD-8060 | MD-615 | MS-6274 MS-6274C | |
| 1900 TDI, BKC, BLS, BXE, 77 KW | 07/05 → 10/10 | MD-437 | MD-8060 | MD-615 MD-539 | MS-6274 MS-6274C | |
| Comments: MD-615: From chassis no. 1K_6_817801, MD-539: To chassis no. 1K_6_817800. | | | | | | |

VW (VOLKSWAGEN)

Jetta III (05-)

| | | | | | | |
|--|---------------|-------------------|--------------------|------------------|---------------------|--|
| 2000 FSI, BLR, BVZ, 110 KW | 07/05 → 10/10 | MD-573 | MD-5226 | SP-2149 | MS-6274 MS-6274C | |
| 2000 TDI, AZV, CBDA, 100 KW | 09/05 → 10/10 | MD-437 | MD-8060 | MD-615 MD-539 | MS-6274 MS-6274C | |
| Comments: MD-615: From chassis no. 1K_6_817801, MD-539: To chassis no. 1K_6_817800. | | | | | | |
| 2000 TDI, BMN, CEGA, 125 KW | 07/06 → 10/10 | MD-437 | MD-8060 | MD-615 | MS-6274 MS-6274C | |
| 2000 TDI, CLCA, 81 KW | 02/10 → | MD-679 | MD-8060 | MD-615 | MS-6274 MS-6274C | |
| 2000 TFSI, BWA, BPY, CAWB, CCTA, 147 KW | 09/05 → 10/10 | MD-573 SP-1356 | MD-8284 MD-8060 | SP-2149 | MS-6274 MS-6274C | |
| Comments: MD-573: Engine code BWA, BPY, CCTA, SP-1356: Engine code CAWB, MD-8284: Engine code BWA, BPY, MD-8060: Engine code CAWB, CCTA. | | | | | | |
| 2000 TFSI, CAWA, 125 KW | 07/08 → 10/10 | SP-1356 | MD-8060 | SP-2149 | MS-6274 MS-6274C | |
| 2500 V5, BPR, BPS, BGP, BTK 110 KW | 10/05 → 10/10 | MD-573 | MD-8432 | SP-2156 | MS-6274 MS-6274C | |
| 2500 V5, CCCA, CBTA, 125 KW | 07/07 → 10/10 | MD-573 | MD-8432 | SP-2156 | MS-6274 MS-6274C | |

Jetta IV (11-)

| | | | | | | |
|---|---------|------------------|---------|------------------|---------------------|--|
| 1200 TSI, CBZB, 77 KW | 01/11 → | SP-1373 | MD-5226 | SP-2149 | MS-6274 MS-6274C | |
| 1400 TSI, CAVA, 110 KW | 05/11 → | SP-1373 | MD-8060 | SP-2149 | MS-6274 MS-6274C | |
| 1400 TSI, CAVD, 118 KW | 05/11 → | SP-1373 | MD-8060 | SP-2149 | MS-6274 MS-6274C | |
| 1400 TSI, CAXA, CMSB, 90 KW | 07/11 → | SP-1373 | MD-5226 | SP-2149 | MS-6274 MS-6274C | |
| 1600 TDI, CAYC, 77 KW | 01/11 → | MD-679 | MD-8060 | MD-615 | MS-6274 MS-6274C | |
| 1600, CLRA, 77 KW | 01/12 → | SP-1373 | MD-8358 | SP-2156 | MS-6274 MS-6274C | |
| 2000 TDI, CFFB, CLCB, CJAA, 103 KW | 01/11 → | MD-679 MD-437 | MD-8060 | MD-615 MD-539 | MS-6274 MS-6274C | |
| Comments: MD-679: Engine code CFFB, CLCB, MD-437: Engine code CJAA, MD-615: Engine code CFFB, CLCB, MD-539: Engine code CJAA. | | | | | | |
| 2000 TSI, CBFA, CCTA, CCZA, 147 KW | 01/11 → | SP-1356 | MD-8060 | SP-2149 | MS-6274 MS-6274C | |
| 2000 TSI, CPLA, CPPA, 155 KW | 12/12 → | SP-1356 | MD-8060 | SP-2149 | MS-6274 MS-6274C | |
| 2000, CBPA, CKJA, 85 KW | 01/11 → | SP-978 | MD-5226 | SP-2156 | MS-6274 MS-6274C | |
| 2500 V5, CBTA, CBUA, CCCA, 125 KW | 01/11 → | MD-573 | MD-8432 | SP-2156 | MS-6274 MS-6274C | |

LT 28 I (75-97)

| | | | | | | |
|---|---------------|---------|-------------------|------------------|--|--|
| 2000 (28), CH, 55 KW | 04/75 → 09/83 | SP-812 | MD-232 MD-7068 | FF-007 | | |
| Comments: MD-232: Outer filter, MD-7068: Inner filter. | | | | | | |
| 2000 (28), CH, 70 KW | 05/75 → 11/82 | SP-812 | MD-232 MD-7068 | FF-007 | | |
| Comments: MD-232: Outer filter, MD-7068: Inner filter. | | | | | | |
| 2400 D (21,28), CP, DW, 55 KW | 01/79 → 11/82 | SP-1020 | | SP-966 FF-007 | | |
| Comments: FF-007: Prefilter. | | | | | | |
| | 12/82 → 04/86 | SP-958 | MD-300 MD-7062 | SP-966 FF-007 | | |
| Comments: MD-300: Outer filter, MD-7062: Inner filter, FF-007: Prefilter. | | | | | | |
| | 05/86 → 07/88 | SP-958 | MD-300 MD-7062 | SP-973 FF-007 | | |
| Comments: MD-300: Outer filter, MD-7062: Inner filter, FF-007: Prefilter. | | | | | | |
| | 08/88 → 07/92 | SP-958 | MD-300 MD-7062 | SP-972 FF-007 | | |
| Comments: MD-300: Outer filter, MD-7062: Inner filter, FF-007: Prefilter. | | | | | | |

VW (VOLKSWAGEN)

LT 28 I (75-97)

| | | | | | | |
|---|---------------|---------------|---------------------------------|--------------------------------|--|--|
| 2400 D, 1S, 51 KW | 08/89 → 07/92 | SP-958 | MD-300 MD-7062 | SP-972 FF-007 | | |
| Comments: MD-300: Outer filter, MD-7062: Inner filter, FF-007: Prefilter. | | | | | | |
| 2400 D, ACL, 70 KW | 06/92 → 06/96 | SP-958 | MD-300 MD-7062 | SP-972 FF-007 | | |
| Comments: MD-300: Outer filter, MD-7062: Inner filter, FF-007: Prefilter. | | | | | | |
| 2400 i, 1E, 69 KW | 08/89 → 06/96 | SP-915 | MD-300 MD-7062 | FF-007 | | |
| Comments: MD-300: Outer filter, MD-7062: Inner filter. | | | | | | |
| 2400 TD (21), ACL, 75 KW | 09/92 → 06/97 | SP-958 | MD-300 MD-7062 | SP-972 FF-007 | | |
| Comments: MD-300: Outer filter, MD-7062: Inner filter, FF-007: Prefilter. | | | | | | |
| 2400 TD (21,28), DV, 75 KW | 12/82 → 04/86 | SP-958 | MD-300 MD-7062 | SP-966 FF-007 | | |
| Comments: MD-300: Outer filter, MD-7062: Inner filter, FF-007: Prefilter. | | | | | | |
| | 05/86 → 07/88 | SP-958 | MD-300 MD-7062 | SP-973 FF-007 | | |
| Comments: MD-300: Outer filter, MD-7062: Inner filter, FF-007: Prefilter. | | | | | | |
| | 08/88 → 08/92 | SP-958 | MD-300 MD-7062 | SP-972 FF-007 | | |
| Comments: MD-300: Outer filter, MD-7062: Inner filter, FF-007: Prefilter. | | | | | | |
| 2400 TD, 1G, 68 KW | 08/88 → 08/92 | SP-958 | MD-300 MD-7062 | SP-972 | | |
| Comments: MD-300: Outer filter, MD-7062: Inner filter. | | | | | | |
| 2400, DL, HS, 66 KW | 12/82 → 07/82 | SP-915 | MD-300 MD-7062 | FF-007 | | |
| Comments: MD-300: Outer filter, MD-7062: Inner filter. | | | | | | |
| 2700 D (28), CG (P.4.1659), 55 KW | 01/76 → 03/80 | SP-827 | MD-232 MD-7068 | MD-093 | | |
| Comments: MD-232: Outer filter, MD-7068: Inner filter. | | | | | | |
| 2700 D, Perkins 4.165, 52 KW | 11/75 → 35/80 | SP-827 | MD-232 MD-7068 | MD-093 | | |
| Comments: MD-232: Outer filter, MD-7068: Inner filter. | | | | | | |

LT 28 II (96-06)

| | | | | | | |
|---|---------------|----------------|----------------------------------|----------------|-----------------------------------|--|
| 2300i, AGL, 105 KW | 04/96 → 05/06 | MD-341 | MD-9362 MD-9854 | SP-2003 | MS-6025 MS-6025C | |
| Comments: MD-9854: Use in dusty environments. | | | | | | |
| 2500 SDI, AGX, 55 KW | 04/96 → 07/06 | MD-355 | MD-9362 MD-9854 | SP-1041 | MS-6025 MS-6025C | |
| Comments: MD-9854: Use in dusty environments. | | | | | | |
| 2500 TDI, AHD, 75 KW | 04/96 → 09/99 | MD-355 | MD-9362 MD-9854 | SP-1041 | MS-6025 MS-6025C | |
| Comments: MD-9854: Use in dusty environments. | | | | | | |
| 2500 TDI, ANJ, AVR, 80 KW | 08/99 → 05/06 | MD-355 | MD-9362 MD-9854 | SP-1041 | MS-6025 MS-6025C | |
| Comments: MD-9854: Use in dusty environments. | | | | | | |
| 2500 TDI, APA, 66 KW | 08/99 → 09/01 | MD-355 | MD-9362 MD-9854 | SP-1041 | MS-6025 MS-6025C | |
| Comments: MD-9854: Use in dusty environments. | | | | | | |
| 2500 TDI, BBE, 61 KW | 06/01 → 05/06 | MD-355 | MD-9362 MD-9854 | SP-1041 | MS-6025 MS-6025C | |
| Comments: MD-9854: Use in dusty environments. | | | | | | |
| 2500 TDI, BBF, 70 KW | 06/01 → 05/06 | MD-355 | MD-9362 MD-9854 | SP-1041 | MS-6025 MS-6025C | |
| Comments: MD-9854: Use in dusty environments. | | | | | | |
| 2800 TDI, AGK, 92 KW | 08/97 → 12/98 | SP-1334 | MD-9362 MD-9854 | SP-1041 | MS-6025 MS-6025C | |
| Comments: MD-9854: Use in dusty environments. | | | | | | |
| 2800 TDI, ATA, 96 KW | 10/98 → 05/02 | SP-1334 | MD-9362 MD-9854 | SP-1041 | MS-6025 MS-6025C | |
| Comments: MD-9854: Use in dusty environments. | | | | | | |
| 2800 TDI, AUH, 116 KW | 04/02 → 05/06 | SP-1334 | MD-9362 MD-9854 | MD-555 | MS-6025 MS-6025C | |
| Comments: MD-9854: Use in dusty environments. | | | | | | |

VW (VOLKSWAGEN)

LT 31 (75-97)

| | | | | | | |
|---|---------------|----------------|---------------------------------|--------------------------------|--|--|
| 2400 D, 1S, 51 KW | 08/89 → 07/92 | SP-958 | MD-300 MD-7062 | SP-972 FF-007 | | |
| Comments: MD-300: Outer filter, MD-7062: Inner filter, FF-007: Prefilter. | | | | | | |
| 2400 D, CP, 55 KW | 01/79 → 11/82 | SP-1020 | MD-300 MD-7062 | SP-966 | | |
| Comments: MD-300: Outer filter, MD-7062: Inner filter. | | | | | | |
| 2400 D, DW, 55 KW | 12/82 → 04/86 | SP-958 | MD-300 MD-7062 | SP-966 | | |
| Comments: MD-300: Outer filter, MD-7062: Inner filter. | | | | | | |
| | 05/86 → 07/87 | SP-958 | MD-300 MD-7062 | SP-973 | | |
| Comments: MD-300: Outer filter, MD-7062: Inner filter. | | | | | | |
| | 08/87 → 07/92 | SP-958 | MD-300 MD-7062 | SP-972 | | |
| Comments: MD-300: Outer filter, MD-7062: Inner filter. | | | | | | |
| 2400 i, 1E, 69 KW | 08/89 → 06/96 | SP-915 | MD-300 MD-7062 | SP-2003 | | |
| Comments: MD-300: Outer filter, MD-7062: Inner filter. | | | | | | |
| 2400 TD, 1G, 75 KW | 08/88 → 08/92 | SP-958 | MD-300 MD-7062 | SP-972 | | |
| Comments: MD-300: Outer filter, MD-7062: Inner filter. | | | | | | |
| 2400 TD, ACL, 75 KW | 09/92 → 06/97 | SP-958 | MD-300 MD-7062 | SP-972 | | |
| Comments: MD-300: Outer filter, MD-7062: Inner filter. | | | | | | |
| 2400 TD, DV, 75 KW | 12/82 → 04/86 | SP-958 | MD-300 MD-7062 | SP-966 | | |
| Comments: MD-300: Outer filter, MD-7062: Inner filter. | | | | | | |
| | 05/86 → 07/88 | SP-958 | MD-300 MD-7062 | SP-973 | | |
| Comments: MD-300: Outer filter, MD-7062: Inner filter. | | | | | | |
| | 08/88 → 08/92 | SP-958 | MD-300 MD-7062 | SP-972 | | |
| Comments: MD-300: Outer filter, MD-7062: Inner filter. | | | | | | |
| 2400, CH, 55 KW | 05/75 → 11/82 | SP-812 | MD-232 MD-7068 | FF-007 | | |
| Comments: MD-232: Outer filter, MD-7068: Inner filter. | | | | | | |
| 2400, DL, 77 KW | 12/82 → 07/92 | SP-915 | MD-300 MD-7062 | FF-007 | | |
| 2700 D, CG (Perkins 4.165), 55 KW | 01/76 → 03/80 | SP-827 | MD-232 MD-7068 | MD-093 | | |
| Comments: MD-232: Outer filter, MD-7068: Inner filter. | | | | | | |

LT 35 I (75-97)

| | | | | | | |
|--|---------------|----------------|---------------------------------|---------------|--|--|
| 2000 (29), CH, 70 KW | 05/75 → 11/82 | SP-812 | MD-232 MD-7068 | FF-007 | | |
| Comments: MD-232: Outer filter, MD-7068: Inner filter. | | | | | | |
| 2400 (21, 29), DL, 70 KW | 12/82 → 07/92 | SP-915 | MD-300 MD-7062 | FF-007 | | |
| Comments: MD-300: Outer filter, MD-7062: Inner filter. | | | | | | |
| 2400 D, (21, 29), 1S, 55 KW | 08/89 → 07/92 | SP-958 | MD-300 MD-7062 | SP-972 | | |
| Comments: MD-300: Outer filter, MD-7062: Inner filter. | | | | | | |
| 2400 D, (21, 29), DW, 55 KW | 12/82 → 04/86 | SP-958 | MD-300 MD-7062 | SP-966 | | |
| Comments: MD-300: Outer filter, MD-7062: Inner filter. | | | | | | |
| | 05/86 → 07/88 | SP-958 | MD-300 MD-7062 | SP-973 | | |
| Comments: MD-300: Outer filter, MD-7062: Inner filter. | | | | | | |
| | 08/88 → 07/92 | SP-958 | MD-300 MD-7062 | SP-972 | | |
| Comments: MD-300: Outer filter, MD-7062: Inner filter. | | | | | | |
| 2400 D, (29), CP, 55 KW | 01/79 → 11/82 | SP-1020 | MD-300 MD-7062 | SP-966 | | |
| Comments: MD-300: Outer filter, MD-7062: Inner filter. | | | | | | |

VW (VOLKSWAGEN)

LT 35 I (75-97)

| | | | | | | |
|--|---------------|--------|-------------------|---------|--|--|
| 2400 i, 1E, 69 KW | 08/89 → 06/96 | SP-915 | MD-300 MD-7062 | SP-2003 | | |
| Comments: MD-300: Outer filter, MD-7062: Inner filter. | | | | | | |
| 2400 TD (21), ACL, 75 KW | 09/92 → 06/97 | SP-958 | MD-300 MD-7062 | SP-972 | | |
| Comments: MD-300: Outer filter, MD-7062: Inner filter. | | | | | | |
| 2400 TD (21, 28), 1G, 75 KW | 08/88 → 08/92 | SP-958 | MD-300 MD-7062 | SP-972 | | |
| Comments: MD-300: Outer filter, MD-7062: Inner filter. | | | | | | |
| 2400 TD (21, 28), DV, 75 KW | 12/82 → 04/86 | SP-959 | MD-300 MD-7062 | SP-966 | | |
| Comments: MD-300: Outer filter, MD-7062: Inner filter. | | | | | | |
| | 05/86 → 07/88 | SP-959 | MD-300 MD-7062 | SP-973 | | |
| Comments: MD-300: Outer filter, MD-7062: Inner filter. | | | | | | |
| | 08/88 → 08/92 | SP-959 | MD-300 MD-7062 | SP-972 | | |
| Comments: MD-300: Outer filter, MD-7062: Inner filter. | | | | | | |
| 2700 D (28), CG Perkins 4.165, 55 KW | 01/76 → 03/80 | SP-827 | MD-232 MD-7068 | MD-093 | | |
| Comments: MD-232: Outer filter, MD-7068: Inner filter. | | | | | | |

LT35 II (97-)

| | | | | | | |
|---|---------------|---------|--------------------|---------|---------------------|--|
| 2300, AGL, 105 KW | 08/97 → 05/06 | MD-341 | MD-9362 MD-9584 | SP-2003 | MS-6025 MS-6025C | |
| Comments: MD-9584: Use in dusty environments. | | | | | | |
| 2500 SDI, AGX, 55 KW | 08/97 → | MD-355 | MD-9362 MD-9584 | SP-1041 | MS-6025 MS-6025C | |
| Comments: MD-9584: Use in dusty environments. | | | | | | |
| 2500 TDI, AHD, 75 KW | 08/99 → 09/01 | MD-355 | MD-9362 MD-9584 | SP-1041 | MS-6025 MS-6025C | |
| Comments: MD-9584: Use in dusty environments. | | | | | | |
| 2500 TDI, ANJ, AVR, 80 KW | 08/99 → 05/06 | MD-355 | MD-9362 MD-9584 | SP-1041 | MS-6025 MS-6025C | |
| Comments: MD-9584: Use in dusty environments. | | | | | | |
| 2500 TDI, APA, 66 KW | 08/99 → 09/01 | MD-355 | MD-9362 MD-9584 | SP-1041 | MS-6025 MS-6025C | |
| Comments: MD-9584: Use in dusty environments. | | | | | | |
| 2500 TDI, BBE, 61 KW | 06/01 → 05/06 | MD-355 | MD-9362 MD-9584 | SP-1041 | MS-6025 MS-6025C | |
| Comments: MD-9584: Use in dusty environments. | | | | | | |
| 2500 TDI, BBF, 70 KW | 06/01 → 05/06 | MD-355 | MD-9362 MD-9584 | SP-1041 | MS-6025 MS-6025C | |
| Comments: MD-9584: Use in dusty environments. | | | | | | |
| 2800 TDI, AGK, 92 KW | 08/97 → 12/98 | SP-1334 | MD-9362 MD-9584 | SP-1041 | MS-6025 MS-6025C | |
| Comments: MD-9584: Use in dusty environments. | | | | | | |
| 2800 TDI, AHU, BCQ, 116 KW | 04/02 → 05/06 | SP-1334 | MD-9362 MD-9584 | MD-555 | MS-6025 MS-6025C | |
| Comments: MD-9584: Use in dusty environments. | | | | | | |
| 2800 TDI, ATA, 96 KW | 10/98 → 05/02 | SP-1334 | MD-9362 MD-9584 | SP-1041 | MS-6025 MS-6025C | |
| Comments: MD-9584: Use in dusty environments. | | | | | | |

LT46 (97-06)

| | | | | | | |
|---|---------------|--------|--------------------|---------|---------------------|--|
| 2300, AGL, 105 KW | 08/97 → 05/06 | MD-341 | MD-9362 MD-9584 | SP-2003 | MS-6025 MS-6025C | |
| Comments: MD-9584: Use in dusty environments. | | | | | | |
| 2500 TDI, AHD, 75 KW | 08/97 → 12/98 | MD-355 | MD-9362 MD-9584 | SP-1041 | MS-6025 MS-6025C | |
| Comments: MD-9584: Use in dusty environments. | | | | | | |
| 2500 TDI, ANJ, AVR, 80 KW | 08/99 → 05/06 | MD-355 | MD-9362 MD-9584 | SP-1041 | MS-6025 MS-6025C | |
| Comments: MD-9584: Use in dusty environments. | | | | | | |

VW (VOLKSWAGEN)

LT46 (97-06)

| | | | | | | |
|--|---------------|---------|--------------------|------------------|---------------------|--|
| 2500 TDI, APA, 66 KW | 08/99 → 09/01 | MD-355 | MD-9362 MD-9584 | SP-1041 | MS-6025 MS-6025C | |
| Comments: MD-9584: Use in dusty environments. | | | | | | |
| 2500 TDI, BBE, 61 KW | 06/01 → 05/06 | MD-355 | MD-9362 MD-9584 | SP-1041 | MS-6025 MS-6025C | |
| Comments: MD-9584: Use in dusty environments. | | | | | | |
| 2500 TDI, BBF, 61 KW | 06/01 → 05/06 | MD-355 | MD-9362 MD-9584 | SP-1041 | MS-6025 MS-6025C | |
| Comments: MD-9584: Use in dusty environments. | | | | | | |
| 2800 TDI, AGK, 92 KW | 08/97 → 12/98 | SP-1334 | MD-9362 MD-9584 | SP-1041 | MS-6025 MS-6025C | |
| Comments: MD-9584: Use in dusty environments. | | | | | | |
| 2800 TDI, ATA, 96 KW | 10/98 → 05/02 | SP-1334 | MD-9362 MD-9584 | SP-1041 | MS-6025 MS-6025C | |
| Comments: MD-9584: Use in dusty environments. | | | | | | |
| 2800 TDI, AUH, 118 KW | 04/02 → 05/06 | SP-1334 | MD-9362 MD-9584 | MD-629 MD-555 | MS-6025 MS-6025C | |
| Comments: MD-9584: Use in dusty environments, MD-629: Housing 2E0 127 399, MD-555: Housing 2D0 127 399D. | | | | | | |

Lupo (98-05)

| | | | | | | |
|--|---------------|--------------------|-------------------|---------|---------------------|--|
| 1000 AER/AHT/ALD/ALL/ANV/AUC | 10/98 → 05/05 | SP-1066 SP-1123 | MD-9560 MD-130 | SP-2060 | MS-6109 MS-6109C | |
| Comments: SP-1066: Engine code AER/ALD/ALL/ANV/AUC, SP-1123: Engine code AHT, MD-9560: Engine code ALD/ANV/AUC, MD-130: Engine code AER/AHT/ALL. | | | | | | |
| 1200 TDI, ANY, AYZ, 45 KW | 08/99 → 07/05 | MD-437 | MD-746 | SP-1258 | MS-6109 MS-6109C | |
| 1400 16V, AFK/ANU/AQQ/AUB, 74 KW | 10/98 → 05/05 | SP-1066 | MD-9482 | SP-2060 | MS-6109 MS-6109C | |
| 1400 FSI, ARR, 77 KW | 08/00 → 05/05 | SP-1066 | MD-746 | SP-2060 | MS-6109 MS-6109C | |
| 1400 TDI, AMF, 55 KW | 01/99 → 05/05 | MD-437 | MD-746 | SP-1258 | MS-6109 MS-6109C | |
| 1400, AHW/AKQ/APE/AUA/BBY, 55 KW | 10/98 → 05/05 | SP-1066 | MD-9482 | SP-2060 | MS-6109 MS-6109C | |
| 1400, AUD, 44 KW | 09/00 → 05/05 | SP-1066 | MD-9560 | SP-2060 | MS-6109 MS-6109C | |
| 1600 GTI, AVY, 92 KW | 06/00 → 07/05 | SP-1066 | MD-9482 | SP-2060 | MS-6109 MS-6109C | |
| 1700 SDI, AKU, 44 KW | 10/98 → 03/00 | SP-1065 | MD-746 | SP-1254 | MS-6109 MS-6109C | |
| Comments: SP-1254: To chassis no. 6X_Y_0600 00. | | | | | | |
| | 04/00 → 05/05 | SP-1065 | MD-746 | SP-1258 | MS-6109 MS-6109C | |
| Comments: SP-1258: From chassis no. 6X_Y_0600 01. | | | | | | |

Passat / Passat CC VI (05-)

| | | | | | |
|---|---------------|---------|---------|--------|---------------------|
| 1400 TSI EcoFuel, CDGA, 110 KW | 01/09 → 06/10 | SP-1350 | MD-5226 | | MS-6274 MS-6274C |
| | 07/10 → | SP-1373 | MD-5226 | | MS-6274 MS-6274C |
| 1400 TSI, CAXA, 90 KW | 09/07 → 05/08 | MD-535 | MD-5226 | | MS-6274 MS-6274C |
| | 06/08 → 06/10 | SP-1350 | MD-5226 | | MS-6274 MS-6274C |
| | 07/10 → | SP-1373 | MD-5226 | | MS-6274 MS-6274C |
| 1600 16V, BSE,BSF, 75 KW | 03/05 → | SP-978 | MD-5226 | | MS-6274 MS-6274C |
| 1600 FSI, BLF, 85 KW | 03/05 → | MD-535 | | | MS-6274 MS-6274C |
| 1600 TDI BlueMotion, CAYC, 77 KW | 09/09 → | MD-679 | MD-8060 | MD-613 | MS-6274 MS-6274C |
| 1800 TSI, BZB, CDAA, CDAB, CGYA, 118 KW | 09/07 → | SP-1356 | MD-8060 | | MS-6274 MS-6274C |

VW (VOLKSWAGEN)

Passat / Passat CC VI (05-)

| | | | | | |
|----------------------------|---------|--------|---------|--------|---------------------|
| 1900 TDI, BKC,BLS,77 KW | 03/05 → | MD-437 | MD-8060 | MD-613 | MS-6274 MS-6274C |
| 2000 BlueTDI, CBAC, 105 KW | 05/09 → | MD-437 | MD-8060 | MD-613 | MS-6274 MS-6274C |
| 2000 FSI, BLR,BLY, 110 KW | 03/05 → | MD-573 | MD-5226 | | MS-6274 MS-6274C |
| 2000 TDI, BKP,BMP, 103 KW | 03/05 → | MD-437 | MD-8060 | MD-613 | MS-6274 MS-6274C |
| 2000 TDI, BMA, 100 KW | 03/05 → | MD-437 | MD-8060 | MD-613 | MS-6274 MS-6274C |
| 2000 TDI, BMR, 125 KW | 05/05 → | MD-437 | MD-8060 | MD-613 | MS-6274 MS-6274C |
| 2000 TDI, BUZ, 120 KW | 10/05 → | MD-437 | MD-8060 | MD-613 | MS-6274 MS-6274C |
| 2000 TDI, BVD,BVE, 90 KW | 07/05 → | MD-437 | MD-8060 | MD-613 | MS-6274 MS-6274C |
| 2000 TDI, CBDC, 81 KW | 10/08 → | MD-437 | MD-8060 | MD-613 | MS-6274 MS-6274C |

Comments: .

| | | | | | |
|---|---------|-------------------|---------|--|---------------------|
| 2000 TFSI , AXX, BWA, CAWB, CBFA, CCTA, CCZA, 147 | 03/05 → | MD-573 SP-1356 | MD-8284 | | MS-6274 MS-6274C |
|---|---------|-------------------|---------|--|---------------------|

Comments: SP-1356: Engine code CAWB, CBFA, CCTA, CCZA.

| | | | | | |
|--|---------|-------------------|---------|--|---------------------|
| | 03/05 → | MD-573 SP-1356 | MD-8284 | | MS-6274 MS-6274C |
|--|---------|-------------------|---------|--|---------------------|

Comments: MD-8284: Engine code AXX, BWA.

| | | | | | |
|--|---------|-------------------|---------|--|---------------------|
| | 03/05 → | MD-573 SP-1356 | MD-8060 | | MS-6274 MS-6274C |
|--|---------|-------------------|---------|--|---------------------|


Comments: MD-8060: Engine code CAWB, CBFA, CCTA, CCZA..

| | | | | | |
|-------------------------|---------|--------|---------|--|---------------------|
| 2000 TFSI, CCTB, 125 KW | 03/05 → | MD-573 | MD-8060 | | MS-6274 MS-6274C |
| 3200 FSI, AXZ, 184 KW | 09/05 → | MD-437 | MD-8402 | | MS-6274 MS-6274C |
| 3600 FSI, BLV, 206 KW | 11/05 → | MD-437 | MD-8402 | | MS-6274 MS-6274C |
| 3600 FSI, BWS, 220 KW | 09/07 → | MD-437 | MD-8402 | | MS-6274 MS-6274C |

Comments: MD-437: To chassis no. to 3C_B_200 000.

Passat /Passat CC VII (10-)

| | | | | | |
|--------------------------------|---------|---------|---------|---------|---------------------|
| 1400 TSI EcoFuel, CDGA, 110 KW | 11/10 → | SP-1373 | MD-8060 | SP-2149 | MS-6274 MS-6274C |
| 1400 TSI, CAXA, 90 KW | 11/10 → | SP-1373 | MD-5226 | | MS-6274 MS-6274C |
| 1400 TSI, CKMA, 118 KW | 11/10 → | SP-1373 | MD-8060 | | MS-6274 MS-6274C |
| 1600 TDI, CAYC, 77 KW | 11/10 → | MD-679 | MD-8060 | MD-691 | MS-6274 MS-6274C |
| 1800 TSI, CDAA, 118 KW | 11/10 → | SP-1356 | MD-8060 | | MS-6274 MS-6274C |
| 1800 TSI, CDAB, 112 KW | 03/11 → | SP-1356 | MD-8060 | | MS-6274 MS-6274C |
| 2000 TDI, CFFA, 100 KW | 11/10 → | MD-679 | MD-8060 | MD-691 | MS-6274 MS-6274C |
| 2000 TDI, CFFB, 103 KW | 11/10 → | MD-679 | MD-8060 | MD-691 | MS-6274 MS-6274C |
| 2000 TDI, CFGB, 125 KW | 11/10 → | MD-679 | MD-8060 | MD-691 | MS-6274 MS-6274C |
| 2000 TSI, CCZB, 155 KW | 11/10 → | SP-1356 | MD-8060 | | MS-6274 MS-6274C |

|  |  |  OIL |  AIR |  FUEL |  CABIN |  OTHER |
|---|--|--|--|---|--|--|
| VW (VOLKSWAGEN) | | | | | | |
| Passat /Passat CC VII (10-) | | | | | | |
| 3600 FSI, BWS, 220 KW | 11/10 → 12/10 | MD-437 | MD-8402 | | MS-6274 MS-6274C | |
| Comments: MD-437: To chassis no. 3C_B_200 000. | | | | | | |
| | 01/11 → | | MD-8402 | | MS-6274 MS-6274C | |
| Passat I (73-80) | | | | | | |
| 1300, ZA, 40KW | 08/73 → 08/79 | SP-812 | MD-130 | FF-010 | | |
| | 09/79 → 07/80 | SP-812 | MD-9040 | FF-010 | | |
| 1500, ZB, 55 KW | 08/73 → 07/80 | SP-812 | MD-130 | FF-010 | | |
| 1500D BOSCH, CK, 37 KW | 09/77 → 07/80 | SP-915 | MD-9400 | SP-966 | | |
| 1500D CAV, CK, 37 KW | 09/77 → 07/80 | SP-915 | MD-9400 | MD-093 | | |
| 1600, YP.YN/FS, 51-63KW | 03/77 → 03/88 | SP-812 | MD-130 | FF-010 | | |
| 1600i, YS, 81KW | 08/79 → 07/80 | SP-812 | MD-9436 | SP-2002 | | |
| Passat II (80-89) | | | | | | |
| 1300, EP/FZ, 44KW | 09/82 → 03/88 | SP-812 | MD-130 | FF-007 | | |
| 1300, FY, 40KW | 08/80 → 08/82 | SP-812 | MD-9040 | FF-010 | | |
| 1600, PP/WV/WY/YN/1F/EZ/YP/RF, 51-63KW | 03/80 → 03/88 | SP-812 | MD-130 | FF-010 | | |
| 1600D, JK, 40KW BOSCH | 08/80 → 03/88 | SP-915 | MD-9404 | SP-966 | | |
| 1600D, JK, 40KW CAV | 08/80 → 03/88 | SP-915 | MD-9404 | MD-093 | | |
| 1600i, DZ, 81KW | 08/80 → 08/81 | SP-812 | MD-9436 | SP-2002 | | |
| 1600TD, CY, 51KW | 09/81 → 03/88 | SP-915 | MD-9404 | SP-966 | | |
| 1800, JN, 66KW | 01/83 → 03/88 | SP-812 | MD-130 | FF-010 | | |
| 1800i, DZ/RM/JN, 66KW/82KW | 09/84 → 03/88 | SP-812 | MD-9404 | SP-2007 | | |
| 1900, WN, 85KW | 08/80 → 08/82 | SP-812 | MD-130 | FF-010 | | |
| 2000i, KX, 85KW | 09/82 → 03/88 | SP-812 | MD-9404 | SP-2007 | | |
| 2200i, KV, 100 KW | 01/85 → 03/88 | SP-812 | MD-9404 | SP-2007 | | |
| Passat III (88-97) | | | | | | |
| 1600, EZ, 53/55KW | 04/88 → 07/92 | SP-812 | MD-9096 | FF-010 | MS-6122 MS-6108 | |
| 1600i, AEK, 74KW | 06/94 → 12/94 | SP-978 | MD-9096 | SP-2003 | MS-6122 MS-6108 | |
| 1600TD, SB, 59KW | 04/88 → 09/93 | SP-915 | MD-9096 | SP-972 | MS-6122 MS-6108 | |
| 1800i G60, PG, 118KW | 09/89 → 09/96 | SP-1074 | MD-9096 | SP-2003 | MS-6122 MS-6108 | |
| 1800i, ABS/ADZ/RP/PB/PF/AAM, 55/66/79KW | 09/93 → 09/96 | SP-978 | MD-9096 | SP-2003 | MS-6122 MS-6108 | |
| 1800i, ABS/ADZ/RP/PB/PF/AAM, 55/66/79KW | 04/88 → 08/93 | SP-812 | MD-9096 | SP-2003 | MS-6122 MS-6108 | |
| 1900D, 1Y, 49-50KW | 05/88 → 10/93 | SP-915 | MD-9096 | SP-972 | MS-6122 MS-6108 | |
| 1900TD, AAZ, 55KW | 03/91 → 09/96 | SP-915 | MD-9096 | SP-972 | MS-6122 MS-6108 | |
| 1900TDI, AFN, 81KW | 02/96 → 09/96 | SP-1078 | MD-9096 | SP-972 | MS-6122 MS-6108 | |
| 1900TDI, AHU/1Z, 66KW | 09/93 → 09/96 | SP-980 | MD-9096 | SP-972 | MS-6122 MS-6108 | |
| 2000i GT 16V, 9A, 100KW | 04/88 → 09/96 | SP-978 | MD-9096 | SP-2007 | MS-6122 MS-6108 | |
| 2000i GT 16V, 9A, 110KW | 04/88 → 09/96 | SP-978 | MD-9096 | SP-2007 | MS-6122 MS-6108 | |
| 2000i, ADY/AGG/2E, 85KW | 04/88 → 09/96 | SP-812 | MD-9096 | SP-2003 | MS-6122 MS-6108 | |
| 2800i VR6, AGE, 132 KW | 05/90 → 12/94 | MD-303 | MD-9096 | SP-2007 | MS-6122 MS-6108 | |
| | 01/96 → 09/96 | MD-353 | MD-9096 | SP-2007 | MS-6122 MS-6108 | |
| Passat IV (96-00) | | | | | | |





VW (VOLKSWAGEN)








Passat IV (96-00)

| | | | | | | |
|---|---------------|--------|---------|---------|---------------------|--|
| 1600i, AHL, ANA, 74 KW | 10/96 → 12/00 | SP-978 | MD-9090 | SP-2003 | MS-6118 MS-6118C | |
| 1800i T, AEB, APU, 110 KW | 10/96 → 12/00 | SP-980 | MD-9090 | SP-2003 | MS-6118 MS-6118C | |
| 1800i, ADR/APT/ARG, 92 KW | 10/96 → 12/00 | SP-978 | MD-9090 | SP-2003 | MS-6118 MS-6118C | |
| 1800i, AFY, 85 KW | 01/97 → 11/00 | SP-978 | MD-9090 | SP-2003 | MS-6118 MS-6118C | |
| 1900 TDI, AFN,AVG, 81 KW | 10/96 → 03/99 | SP-915 | MD-9090 | SP-1264 | MS-6118 MS-6118C | |
| | 04/99 → 12/00 | SP-915 | MD-9090 | SP-1030 | MS-6118 MS-6118C | |
| Comments: SP-1030: Up to chassis no. 3B-Y-350 000 | | | | | | |
| | 04/99 → 12/00 | SP-915 | MD-9090 | SP-1041 | MS-6118 MS-6118C | |
| Comments: SP-1041: From chassis no. 3B-Y-350 001 | | | | | | |
| 1900 TDI, AHH/AHU, 66 KW | 04/99 → 12/00 | SP-915 | MD-9090 | SP-1041 | MS-6118 MS-6118C | |
| Comments: SP-1041: From chassis no. 3B-Y-350 001 | | | | | | |
| 1900 TDI, AHH/AHU, 66 KW | 10/96 → 03/99 | SP-915 | MD-9090 | SP-1030 | MS-6118 MS-6118C | |
| Comments: SP-1030: Up to chassis no. 3B-Y-350 000 | | | | | | |
| 1900 TDI, AJM,ATJ, 85 KW | 08/98 → 12/00 | MD-355 | MD-9090 | SP-1264 | MS-6118 MS-6118C | |
| 2000i, ASZ, AVA, 88 KW | 01/00 → 11/00 | SP-978 | MD-9090 | SP-2003 | MS-6118 MS-6118C | |
| 2300i VR5, AGZ, 110 KW | 10/96 → 04/98 | MD-353 | MD-9090 | SP-2003 | MS-6118 MS-6118C | |
| | 05/98 → 12/00 | MD-353 | MD-9090 | SP-2022 | MS-6118 MS-6118C | |
| 2500 TDI V6,AFB, 110 KW | 11/98 → 12/00 | MD-391 | MD-9472 | SP-1241 | MS-6118 MS-6118C | |
| 2800i V6, ACK,ALG, 142 KW | 10/96 → 04/98 | SP-979 | MD-9090 | SP-2003 | MS-6118 MS-6118C | |
| | 05/98 → 12/00 | SP-979 | MD-9090 | SP-2022 | MS-6118 MS-6118C | |
| 2800i V6, AGE, 132 KW | 05/97 → 09/99 | SP-979 | MD-9090 | SP-2003 | MS-6118 MS-6118C | |

Passat V (00-05)

| | | | | | |
|---------------------------|---------------|--------|---------|--------------------|---------------------|
| 1600 ALZ, 75 KW | 11/00 → 09/95 | SP-978 | MD-5226 | SP-2003 | MS-6109 MS-6109C |
| 1800 T, AWT, 110 KW | 11/00 → 09/05 | SP-978 | MD-9090 | SP-2003 | MS-6109 MS-6109C |
| 1800T AWM, 125 KW | 02/01 → 09/05 | SP-978 | MD-9090 | SP-2003 | MS-6109 MS-6109C |
| 1900 TDI, AVB, 74 KW | 11/00 → 09/05 | MD-355 | MD-9090 | SP-1264 SP-1041 | MS-6109 MS-6109C |
| 1900TDI, AVF/AWX, 96 KW | 11/00 → 09/05 | MD-355 | MD-9090 | SP-1041 | MS-6109 MS-6109C |
| | 11/00 → 09/05 | MD-355 | MD-9090 | SP-1041 | MS-6109 MS-6109C |
| 2000 AZM, 85 KW | 11/00 → 09/05 | SP-978 | MD-9090 | SP-2003 | MS-6109 MS-6109C |
| 2000 TDI, BGW/BHW, 100 KW | 09/03 → 09/05 | MD-437 | MD-9090 | SP-1041 | MS-6109 MS-6109C |
| 2000, ALT, 96 KW | 11/01 → 09/05 | SP-978 | MD-9090 | SP-2003 | MS-6109 MS-6109C |
| 2300 V5, AZX, 125 KW | 11/00 → 09/05 | MD-353 | MD-9090 | SP-2003 | MS-6109 MS-6109C |

|  |  |  OIL |  AIR |  FUEL |  CABIN |  OTHER |
|--|--|--|--|---|--|--|
| VW (VOLKSWAGEN) | | | | | | |
| Passat V (00-05) | | | | | | |
| 2500 TDI V6 BAU, 120 KW | 05/03 → 09/05 | MD-391 | MD-9472 | SP-1241 | MS-6109 MS-6109C | |
| 2500 TDI V6 BDH, 132 KW | 02/03 → 09/05 | MD-391 | MD-9472 | SP-1241 | MS-6109 MS-6109C | |
| 2500 TDI V6, AKN, 110 KW | 11/00 → 08/05 | MD-391 | MD-9472 | SP-1241 | MS-6109 MS-6109C | |
| 2800 V6, AMX, 142 KW | 11/00 → 09/05 | SP-979 | MD-9090 | SP-2022 | MS-6109 MS-6109C | |
| 4000 W8 4Motion, BDN, 202 KW | 03/01 → 10/04 | MD-353 | MD-9090 | SP-2022 | MS-6109 MS-6109C | |
| Passat/Passat CC VIII (12-) | | | | | | |
| 1800 TSI, CDAA, 118 KW | 02/12 → | SP-1356 | MD-8060 | | MS-6274 MS-6274C | |
| 2000 TDI, CFFB, 103 KW | 02/12 → | MD-679 | MD-8060 | MD-691 | MS-6274 MS-6274C | |
| 2000 TDI, CFGB CLLA, 125 KW | 02/12 → | MD-679 | MD-8060 | MD-691 | MS-6274 MS-6274C | |
| 2000 TDI, CFGC, 130 KW | 02/12 → | MD-679 | MD-8060 | MD-691 | MS-6274 MS-6274C | |
| 2000 TSI, CCZB, 155 KW | 02/12 → | SP-1356 | MD-8060 | | MS-6274 MS-6274C | |
| 3600 FSI, BWS, 220 KW | 02/12 → | MD-713 | MD-8402 | | MS-6274 MS-6274C | |
| Phaeton (02-) | | | | | | |
| 3000 TDi V6, BMK, 166 KW | 11/04 → 07/07 | MD-625 | | MD-539 | MS-6355C | TR-019 |
| Comments: TR-019: Hydraulic transmission ZF5HP19FL. | | | | | | |
| 3000 TDi V6, CARA, 171 KW | 11/04 → | MD-625 | | MD-539 | MS-6455C | TR-019 |
| Comments: TR-019: Hydraulic transmission ZF5HP19FL, MD-625: Chassis no. to 3D_8_005000 | | | | | | |
| 3000 TDi V6, CARB, CEXA, 176 KW | 05/07 → | MD-625 | | MD-539 | MS-6455C | TR-019 |
| Comments: TR-019: Hydraulic transmission ZF5HP19FL, MD-625: Chassis no. to 3D_8_005000 | | | | | | |
| 3000 V6, CPFA, 184 KW | 11/11 → | MD-353 | | MD-539 | MS-6455C | |
| 3200 V6, AYT, BKL, BRK, 177 KW | 04/02 → 12/08 | MD-353 | MD-8642 | | MS-6455C | TR-019 |
| Comments: MD-8642: Right part filter, TR-019: Hydraulic transmission ZF5HP19FL. | | | | | | |
| 3600 V6, CHNA, CMVA, 206 KW | 11/08 → | MD-353 | MD-8642 | | MS-6455C | TR-019 |
| Comments: MD-8642: Right part filter, TR-019: Hydraulic transmission ZF5HP19FL. | | | | | | |
| 4200 V8, BGH, BGJ, 246 KW | 07/03 → | MD-719 | MD-8642 | | MS-6455C | TR-019 |
| Comments: MD-8642: Right part filter, TR-019: Hydraulic transmission ZF5HP19FL. | | | | | | |
| 5000 V10 TDi, AJS, 230 KW | 11/02 → 12/08 | | MD-8642 | | MS-6455C | TR-019 |
| Comments: MD-8642: Right part filter, TR-019: Hydraulic transmission ZF5HP19FL. | | | | | | |
| 6000 W12, BAN, 309 KW | 04/02 → 06/05 | MD-353 | MD-8642 | | MS-6455C | TR-019 |
| Comments: MD-8642: Right part filter, TR-019: Hydraulic transmission ZF5HP19FL. | | | | | | |
| 6000 W12, BRN/BTT, 331 KW | 06/05 → | MD-353 | MD-8642 | | MS-6455C | TR-019 |
| Comments: MD-8642: Right part filter, TR-019: Hydraulic transmission ZF5HP19FL. | | | | | | |
| Polo I (75-81) | | | | | | |
| 1100, HB, 37 KW | 03/75 → 09/81 | SP-812 | MD-130 | FF-007 | | |
| 1100, HC, 44 KW | 03/75 → 09/81 | SP-812 | MD-130 | FF-007 | | |
| 1300, HH, 44 KW | 12/76 → 09/81 | SP-812 | MD-130 | FF-007 | | |
| 900, HA, 29 KW | 08/75 → 09/81 | SP-812 | MD-9040 | FF-007 | | |
| Polo II (81-94) | | | | | | |
| 1000 Coupe, AAK, AAU, ACM, HZ, 33 KW | 08/85 → 09/90 | SP-812 | MD-9040 MD-130 | FF-007 SP-2003 | | |
| Comments: MD-9040: Engine code ACM+HZ, MD-130: Engine code AAK, AAU, HZ, FF-007: Engine code ACM+HZ, SP-2003: Engine code AAK+AAU. | | | | | | |
| | 10/90 → 09/94 | SP-1066 | MD-9040 MD-130 | FF-007 SP-2003 | | |
| Comments: MD-9040: Engine code ACM+HZ, MD-130: Engine code AAK, AAU, HZ, FF-007: Engine code ACM+HZ, SP-2003: Engine code AAK+AAU. | | | | | | |
| 1000 Coupe, GL, 29 KW | 05/82 → 10/86 | SP-812 | MD-9040 | FF-007 | | |
| 1100 Coupe, HB, 37 KW | 10/81 → 07/83 | SP-812 | MD-9040 | FF-007 | | |
| 1300 Coupe, 3F, 55 KW | 09/82 → 09/90 | SP-812 | MD-9432 | FF-007 | | |
| | 10/90 → 07/92 | SP-812 | MD-9432 | SP-2003 | | |
| | 08/92 → 09/94 | SP-1066 | MD-9432 | SP-2003 | | |

|  |  |  OIL |  AIR |  FUEL |  CABIN |  OTHER |
|---|--|--|--|---|--|--|
| VW (VOLKSWAGEN) | | | | | | |
| Polo II (81-94) | | | | | | |
| 1300 Coupe, AAV, MH, NZ, 2G, 40 KW | 08/83 → 09/87 | SP-812 | MD-130 | FF-007 | | |
| Comments: MD-130: Monojetronic fuel injection system. | | | | | | |
| | 10/87 → 07/92 | SP-812 | MD-9432 | SP-2003 | | |
| Comments: MD-9432: D-Jetronic fuel injection system. | | | | | | |
| | 08/92 → 08/94 | SP-1066 | MD-9432 | SP-2003 | | |
| Comments: MD-9432: D-Jetronic fuel injection system. | | | | | | |
| 1300 Coupe, HH, 44 KW | 10/81 → 07/83 | SP-812 | MD-9040 | FF-007 | | |
| 1300 D Coupe, MN, 33 KW | 08/86 → 07/87 | SP-915 | MD-9432 | SP-973 | | |
| 1300 G40 Coupe, PY, 83 KW | 08/90 → 09/94 | SP-1066 | MD-9432 | SP-2003 | | |
| 1300 G40 Coupe, PY, 85 KW | 01/87 → 08/90 | SP-1074 | MD-9432 | FF-007 | | |
| 1400 D Coupe, 1W, 35 KW | 08/90 → 09/94 | SP-915 | MD-9432 | SP-972 | | |
| 900 Coupe, HA, 29 KW | 10/81 → 12/81 | SP-812 | MD-9040 | FF-007 | | |
| Polo III (94-03) | | | | | | |
| 1050i -FG V300000, AEV, 33 KW | 10/93 → 07/98 | SP-839 | MD-130 | SP-2024 | MS-6109 | |
| | | | | | MS-6109C | |
| 1050i FG W000000-, AEV, 33 KW | 10/93 → 07/98 | SP-839 | MD-130 | SP-2060 | MS-6109 | |
| | | | | | MS-6109C | |
| 1300i, ADX, 40KW | 10/93 → 09/94 | SP-839 | MD-130 | SP-2024 | MS-6109 | |
| | | | | | MS-6109C | |
| 1400i -V300000, AEX/AKV/APQ/ANX, 40-44 KW | 10/94 → 07/98 | SP-839 | MD-130 | SP-2024 | MS-6109 | |
| | | | | | MS-6109C | |
| 1400i -V300000, AFH, 74 KW | 04/96 → 07/98 | SP-839 | MD-9482 | SP-2024 | MS-6109 | |
| | | | | | MS-6109C | |
| 1400i Eng:AFK/AUB 74KW 16V | 08/98 → 11/01 | SP-1066 | MD-9482 | SP-2060 | MS-6109 | |
| | | | | | MS-6109C | |
| 1400i Eng:AHW, 55KW | 08/99 → 11/01 | SP-1066 | MD-9482 | SP-2060 | MS-6109 | |
| | | | | | MS-6109C | |
| 1400i Eng:AKK/AUD, 44KW | 08/99 → 11/01 | SP-1066 | MD-9560 | SP-2060 | MS-6109 | |
| | | | | | MS-6109C | |
| 1400i W000000-, AEX/AKV/APQ/ANX, 40-44 KW | 10/94 → 07/98 | SP-839 | MD-130 | SP-2060 | MS-6109 | |
| | | | | | MS-6109C | |
| 1400i W000000-, AFH, 74 KW | 04/96 → 07/98 | SP-839 | MD-9482 | SP-2060 | MS-6109 | |
| | | | | | MS-6109C | |
| 1400TDI Eng:AMF 55KW | 08/99 → 11/01 | MD-437 | MD-746 | SP-1258 | MS-6109 | |
| | | | | | MS-6109C | |
| 1600i 1F W000000-, 55 KW | 09/94 → 07/98 | SP-1066 | MD-9208 | SP-2060 | MS-6109 | |
| | | | | | MS-6109C | |
| 1600i 16V GTi Eng:ARC/AVY 92KW | 08/99 → 11/01 | SP-1066 | MD-9482 | SP-2060 | MS-6109 | |
| | | | | | MS-6109C | |
| 1600i 1F -V300000, 55 KW | 09/94 → 07/98 | SP-1066 | MD-9208 | SP-2024 | MS-6109 | |
| | | | | | MS-6109C | |
| 1600i AEA/AEE, 55 KW | 10/93 → 08/94 | SP-839 | MD-130 | SP-2024 | MS-6109 | |
| | | | | | MS-6109C | |
| 1600i, AFT, 74KW | 09/94 → 07/98 | SP-978 | MD-9208 | SP-2024 | MS-6109 | |
| | | | | | MS-6109C | |
| 1700D,AKU, 42KW | 06/96 → 07/98 | SP-1065 | MD-9208 | SP-972 | MS-6109 | |
| | | | | | MS-6109C | |
| 1700SDI, AKW, 44KW | 06/96 → 07/98 | SP-1065 | MD-9208 | SP-1258 | MS-6109 | |
| | | | | | MS-6109C | |
| 1800i -W516000, 66 KW | 01/97 → 09/99 | SP-978 | MD-9208 | SP-2024 | MS-6109 | |
| | | | | | MS-6109C | |
| 1800i W516001-, 66 KW | 01/97 → 09/99 | SP-978 | MD-9208 | SP-2060 | MS-6109 | |
| | | | | | MS-6109C | |
| 1900D AEF/AGD, 47 KW | 10/93 → 07/98 | SP-1065 | MD-746 | SP-972 | MS-6109 | |
| | | | | | MS-6109C | |
| 1900D Eng:AEF 47KW | 08/99 → 11/01 | SP-1065 | MD-746 | SP-972 | MS-6109 | |
| | | | | | MS-6109C | |
| 1900SDI AEY, 47KW | 10/94 → 07/98 | SP-980 | MD-9208 | SP-972 | MS-6109 | |
| | | | | | MS-6109C | |

VW (VOLKSWAGEN)

Polo III (94-03)

| | | | | | |
|--------------------------|---------------|---------|---------|--------|---------------------|
| 1900SDI Eng:AQM/AGP 50KW | 08/99 → 11/01 | SP-1065 | MD-746 | SP-972 | MS-6109 MS-6109C |
| 1900SDI, AGD, 54KW | 12/94 → 07/98 | SP-980 | MD-9208 | SP-972 | MS-6109 MS-6109C |
| 1900TDI, AHU/ALE, 81KW | 06/98 → 07/01 | SP-1078 | MD-9208 | SP-972 | MS-6109 MS-6109C |

Polo IV (01-)

| | | | | | |
|--|---------------|---------|---------|----------------------|---------------------|
| 1200 (9N), AWY, 40 KW | 01/02 → 05/07 | MD-427 | MD-8034 | SP-2134 | MS-6216 MS-6216C |
| Comments: MD-8034, SP-2134: Engine code AWY | | | | | |
| 1200 (9N), BMD, 40 KW | 01/02 → 05/07 | MD-427 | MD-8050 | SP-2137 | MS-6216 MS-6216C |
| Comments: MD-8050: Engine code BMD | | | | | |
| | 01/02 → 05/07 | MD-427 | MD-8050 | SP-2137 | MS-6216 MS-6216C |
| Comments: SP-2137: Without integrated pressure regulator | | | | | |
| | 01/02 → 05/07 | MD-427 | MD-8050 | SP-2137/1 | MS-6216 MS-6216C |
| Comments: SP-2137/1: With int. pressure regulator 3 bar | | | | | |
| | 01/02 → 05/07 | MD-427 | MD-8050 | SP-2156 | MS-6216 MS-6216C |
| Comments: SP-2156: With int. pressure regulator 4 bar | | | | | |
| 1200 12V, AZQ,BME, 47 KW | 11/01 → 04/05 | MD-427 | MD-9624 | SP-2156 | MS-6216 MS-6216C |
| Comments: SP-2156: With integrated pressure regulator 4 bar. | | | | | |
| | 11/01 → | MD-427 | MD-9624 | SP-2137/1 | MS-6216 MS-6216C |
| Comments: SP-2137/1: With integrated pressure regulator 3 bar. | | | | | |
| | 11/01 → | MD-427 | MD-9624 | SP-2137 | MS-6216 MS-6216C |
| Comments: SP-2137: Without integrated pressure regulator | | | | | |
| 1200 12V, BZG, 51 KW | 06/07 → | MD-427 | MD-8050 | SP-2156 | MS-6216 MS-6216C |
| 1200, BBM, 44 KW | 06/07 → | MD-427 | MD-8050 | SP-2156 | MS-6216 MS-6216C |
| 1400 16V FSI, AXU, 63 KW | 03/02 → 06/06 | MD-535 | MD-9622 | SP-2137 | MS-6216 MS-6216C |
| 1400 16V, AHW,BKY, 55 KW | 11/01 → 09/05 | SP-1135 | MD-8040 | SP-2137/1 | MS-6216 MS-6216C |
| Comments: SP-2137/1: With int. pressure regulator 3 bar | | | | | |
| | 10/05 → | SP-1135 | MD-8040 | SP-2137 | MS-6216 MS-6216C |
| Comments: SP-2137: Without integrated pressure regulator | | | | | |
| 1400 16V, AUB,BBZ, 74 KW | 01/02 → | SP-1135 | MD-8040 | SP-2137 | MS-6216 MS-6216C |
| Comments: SP-2137: Without integrated pressure regulator | | | | | |
| | 10/05 → | SP-1135 | MD-8040 | SP-2137/1 | MS-6216 MS-6216C |
| Comments: SP-2137/1: With int. pressure regulator 3 bar | | | | | |
| 1400 16V, BUD, 59 KW | 06/06 → | SP-1135 | MD-8358 | SP-2156 | MS-6216 MS-6216C |
| 1400 TDI, AMF, BAY, 55 KW | 11/01 → 05/05 | MD-437 | MD-9768 | SP-1255 | MS-6216 MS-6216C |
| 1400 TDI, BMS, BNV, 59 KW | 05/05 → | MD-437 | MD-9768 | SP-1292 | MS-6216 MS-6216C |
| 1400 TDI, BNM, BWB, 51 KW | 05/05 → | MD-437 | MD-9768 | SP-1292 | MS-6216 MS-6216C |
| 1600 16V, BTS, 77 KW | 06/06 → | MD-535 | MD-8358 | SP-2156 | MS-6216 MS-6216C |
| 1600, BAH, 74 KW | 09/02 → | SP-978 | MD-8040 | SP-2137 SP-2137/1 | MS-6216 MS-6216C |
| Comments: MD-8040: Engine code BAH | | | | | |

VW (VOLKSWAGEN)

Polo IV (01-)

| | | | | | | |
|---|---------|--------|---------|----------------------|---------------------|--|
| 1600, BPA, 74 KW | 09/02 → | SP-978 | MD-9482 | SP-2137 SP-2137/1 | MS-6216 MS-6216C | |
| Comments: MD-9482: Engine code BPA | | | | | | |
| 1800 GTI, BBU, 132 KW | 06/06 → | SP-978 | MD-9768 | | MS-6216 MS-6216C | |
| 1800 GTI, BJX, 110 KW | 09/05 → | SP-978 | MD-9768 | | MS-6216 MS-6216C | |
| 1900 SDI, ASY, 47 KW | 01/02 → | MD-437 | MD-9768 | SP-1255 | MS-6216 MS-6216C | |
| 1900 TDI, ASZ/BLT, 96 KW | 09/03 → | MD-437 | MD-9768 | SP-1255 | MS-6216 MS-6216C | |
| Comments: SP-1255: Up to chassis no. 9N-6-080 000 | | | | | | |
| | 09/03 → | MD-437 | MD-9768 | SP-1305 | MS-6216 MS-6216C | |
| Comments: SP-1305: From chassis no. 9N-6-080 001 | | | | | | |
| 1900 TDI, ATD/BMT/AXR, 74 KW | 01/02 → | MD-437 | MD-9768 | SP-1255 | MS-6216 MS-6216C | |
| Comments: SP-1255: Up to chassis no. 9N-6-080 000 | | | | | | |
| | 01/02 → | MD-437 | MD-9768 | SP-1305 | MS-6216 MS-6216C | |
| Comments: SP-1305: From chassis no. 9N-6-080 001 | | | | | | |
| 2000, BBX, 85 KW | 09/02 → | SP-978 | MD-9768 | SP-2060 | MS-6216 MS-6216C | |

Polo V (09-)

| | | | | | | |
|----------------------------------|---------------|---------|---------|---------|---------------------|--|
| 1200 TDI BlueMotion, CFWA, 55 KW | 01/10 → 05/10 | | MD-5320 | | MS-6216 MS-6216C | |
| | 06/10 → | | MD-5320 | | MS-6438 | |
| 1200 TSI, CBZB, 77 KW | 11/09 → 05/10 | | | SP-2149 | MS-6216 MS-6216C | |
| | 06/10 → | SP-1373 | | SP-2149 | MS-6438 | |
| 1200 TSi, CBZC, 66 KW | 05/11 → | SP-1373 | MD-5320 | SP-2149 | MS-6438 | |
| 1200, CGPA, 51 KW | 06/09 → 05/10 | MD-427 | MD-8050 | SP-2156 | MS-6216 MS-6216C | |
| | 06/10 → | MD-427 | MD-8050 | SP-2156 | MS-6438 | |
| 1200, CGPB, CHFA, 44 KW | 06/09 → 05/10 | MD-427 | MD-8050 | SP-2156 | MS-6216 MS-6216C | |
| | 06/10 → | MD-427 | MD-8050 | SP-2156 | MS-6438 | |
| 1400 16V, CGGB, 63 KW | 06/09 → 05/10 | SP-1135 | MD-8358 | SP-2156 | MS-6216 MS-6216C | |
| | 06/10 → | SP-1135 | MD-8358 | SP-2156 | MS-6438 | |
| 1400 BiFuel, CGGB, 60 KW | 04/10 → 05/10 | SP-1135 | MD-8358 | SP-2156 | MS-6216 MS-6216C | |
| | 06/10 → | SP-1135 | MD-8358 | SP-2156 | MS-6438 | |
| 1400 Blue GT, CPTA, 103 KW | 09/12 → | SP-1384 | MD-5320 | SP-2149 | MS-6438 | |
| 1400 GTI, CAVE, 132 KW | 06/10 → | SP-1373 | MD-5320 | SP-2149 | MS-6438 | |
| 1600 Bifuel, CNKA, 60 KW | 01/11 → | SP-1373 | MD-8358 | SP-2156 | MS-6438 | |
| 1600 TDI, CAYA, 55 KW | 06/09 → 05/10 | MD-679 | MD-5320 | SP-1292 | MS-6216 MS-6216C | |
| | 06/10 → | MD-679 | MD-5320 | SP-1292 | MS-6438 | |
| 1600 TDI, CAYB, 66 KW | 06/09 → 05/10 | MD-679 | MD-5320 | SP-1292 | MS-6216 MS-6216C | |
| | 06/10 → | MD-679 | MD-5320 | SP-1292 | MS-6438 | |
| 1600 TDI, CAYC CLNA, 77 KW | 06/10 → | MD-679 | MD-5320 | SP-1292 | MS-6438 | |
| 1600 TDI, CAYC.CLNA, 77 KW | 06/09 → 05/10 | MD-679 | MD-5320 | SP-1292 | MS-6216 MS-6216C | |

Polo V Sedan (10-)

| | | | | | | |
|-------------------|---------|---------|---------|---------|--------------------------------|--|
| 1600, CFNA, 77 KW | 06/10 → | SP-1373 | MD-8358 | SP-2156 | MS-6216 MS-6216C MS-6438 | |
|-------------------|---------|---------|---------|---------|--------------------------------|--|

Comments: MS-6216: For mounting with plastic frame, MS-6216C: For mounting with plastic frame, MS-6438: For mounting without plastic frame.

VW (VOLKSWAGEN)

Polo V Sedan (10-)

| | | | | | | |
|-------------------|---------|---------|---------|---------|--------------------------------|--|
| 1600, CFNB, 63 KW | 11/10 → | SP-1373 | MD-8358 | SP-2156 | MS-6216 MS-6216C MS-6438 | |
|-------------------|---------|---------|---------|---------|--------------------------------|--|

Comments: MS-6216: For mounting with plastic frame, MS-6216C: For mounting with plastic frame, MS-6438: For mounting without plastic frame.

Routan (08-)

| | | | | | | |
|--------------------|---------------|--------|---------|--|--|--|
| 3600, 208 KW | 01/11 → | MD-705 | | | | |
| 3600, CJRA, 196 KW | 01/11 → | MD-705 | | | | |
| 3800, CGUA, 147 KW | 09/08 → 12/10 | SP-892 | MD-8032 | | | |
| 4000, CGVA, 187 KW | 09/08 → 12/10 | SP-892 | MD-8032 | | | |

Santana (81-84)

| | | | | | | |
|---|---------------|--------|-------------------|-------------------|--|--------|
| 1300, FZ, 44KW | 08/81 → 07/83 | SP-812 | MD-130 | FF-007 | | TR-023 |
| Comments: TR-023: Hydraulic transmission. | | | | | | |
| 1600 D, JK, 40 KW | 08/81 → 12/84 | SP-915 | MD-9404 | MD-093 SP-966 | | TR-023 |
| Comments: SP-966: BOSCH injection system, TR-023: Hydraulic transmission AG3. | | | | | | |
| 1600 TD, CY, 51 KW | 12/81 → 12/84 | SP-915 | MD-9404 | SP-966 | | |
| 1600, WV, 55 KW | 08/81 → 12/84 | SP-812 | MD-130 | FF-007 | | TR-023 |
| Comments: TR-023: Hydraulic transmission AG3. | | | | | | |
| 1600, YP, 63 KW | 08/81 → 12/82 | SP-812 | MD-130 | FF-007 | | TR-023 |
| Comments: TR-023: Hydraulic transmission AG3. | | | | | | |
| 1800, DS, 66 KW | 01/83 → 12/84 | SP-812 | MD-130 MD-9404 | FF-007 SP-2007 | | TR-023 |
| Comments: MD-9404: With catalytic converter, SP-2007: With catalytic converter, TR-023: Hydraulic transmission AG3. | | | | | | |
| 1900, WN, 85 KW | 08/81 → 07/83 | SP-812 | MD-130 | FF-007 | | TR-023 |
| Comments: TR-023: Hydraulic transmission AG3. | | | | | | |
| 2000, JS, 85 KW | 08/83 → 12/84 | SP-812 | MD-9404 | SP-2007 | | TR-023 |
| Comments: TR-023: Hydraulic transmission AG3. | | | | | | |
| 2100, 85 KW | 08/82 → 12/83 | SP-812 | MD-9404 | SP-2007 | | TR-023 |
| Comments: TR-023: Hydraulic transmission AG3. | | | | | | |

Scirocco I (73-80)

| | | | | | | |
|-------------------|---------------|--------|---------|---------|--|--|
| 1100, FA, 37 KW | 09/73 → 07/75 | SP-812 | MD-9400 | | | |
| | 08/75 → 12/85 | SP-812 | MD-9040 | FF-010 | | |
| 1300, GF, 44 KW | 08/79 → 07/80 | SP-812 | MD-9040 | FF-007 | | |
| 1500, FH, 51 KW | 09/75 → 07/75 | SP-812 | MD-9400 | FF-007 | | |
| | 08/75 → 12/75 | SP-812 | MD-9408 | FF-007 | | |
| 1500, ZB, 55 KW | 02/74 → 08/75 | SP-812 | MD-9400 | FF-007 | | |
| 1500, ZC, 63 KW | 09/73 → 07/75 | SP-812 | MD-9400 | FF-007 | | |
| | 08/75 → 12/77 | SP-812 | MD-9408 | FF-007 | | |
| 1600, A, 51KW | 09/75 → 07/77 | SP-812 | MD-9408 | FF-007 | | |
| 1600, FR FT, 63KW | 09/75 → 07/77 | SP-812 | MD-9408 | FF-009 | | |
| 1600i, EG, 81KW | 09/75 → 07/77 | SP-812 | MD-9436 | FF-007 | | |
| | 08/77 → 07/82 | SP-812 | MD-9436 | SP-2002 | | |

Scirocco II (80-92)

| | | | | | | |
|-----------------------|---------------|--------|---------|--------------------|--|--|
| 1300, GF, 44 KW | 08/79 → 08/83 | SP-812 | MD-9040 | FF-007 | | |
| | 09/83 → 12/83 | SP-812 | MD-130 | FF-007 | | |
| 1500, JB, 51 KW | 08/80 → 12/83 | SP-812 | MD-9408 | FF-007 | | |
| 1600, EW, 55KW | 01/83 → 04/92 | SP-812 | MD-9408 | FF-007 | | |
| 1600, FR, 63KW | 08/80 → 04/84 | SP-812 | MD-9408 | FF-007 | | |
| 1600, RE, 53KW | 04/86 → 07/90 | SP-812 | MD-9408 | FF-007 | | |
| 1800 16v, KR, 102Kw | 10/85 → 07/89 | SP-812 | MD-9436 | SP-2004 | | |
| 1800 16v, PL, 95Kw | 03/86 → 07/92 | SP-812 | MD-9436 | SP-2004 | | |
| 1800, EX, 66KW | 09/82 → 12/88 | SP-812 | MD-9408 | FF-007 | | |
| 1800i, DX/KT/PB, 82KW | 08/81 → 12/85 | SP-812 | MD-9436 | SP-2004 | | |
| 1800i, JH, 70KW | 01/84 → 07/90 | SP-812 | MD-9436 | SP-2007 SP-2004 | | |

Comments: Upto chassis no. 53_E_022074 use SP-2007

Scirocco III (08-)

| | | | | | | |
|--|---------------|---------|---------|---------|---------------------|--|
| 1400 TSI, CAVD, CNWA, CTHD, CTKA, 118 KW | 09/08 → 06/10 | SP-1350 | MD-8060 | SP-2149 | MS-6274 MS-6274C | |
| | 07/10 → | SP-1373 | MD-8060 | SP-2149 | MS-6274 MS-6274C | |

VW (VOLKSWAGEN)

Scirocco III (08-)

| | | | | | | |
|---|---------------|------------------|---------|---------|---------------------|--|
| 1400 TSI, CAXA, CMSB, 90 KW | 10/08 → 06/10 | SP-1350 | MD-5226 | SP-2149 | MS-6274 MS-6274C | |
| | 07/10 → | SP-1373 | MD-5226 | SP-2149 | MS-6274 MS-6274C | |
| 2000 TDI, CBBB, CFGB, 125 KW | 05/09 → | MD-679 MD-437 | MD-8060 | MD-613 | MS-6274 MS-6274C | |
| Comments: MD-679: Engine code CFGB, MD-437: Engine code CBBB. | | | | | | |
| 2000 TDI, CBDB, CFHC, 103 KW | 10/08 → | MD-679 MD-437 | MD-8060 | MD-613 | MS-6274 MS-6274C | |
| Comments: MD-679: Engine code CFHC, MD-437: Engine code CBDB. | | | | | | |
| 2000 TDI, CFGC, 130 KW | 01/13 → | MD-679 | MD-8060 | MD-613 | MS-6274 MS-6274C | |
| 2000 TDI, CFHB, 100 KW | 11/10 → | MD-679 | MD-8060 | MD-613 | MS-6274 MS-6274C | |
| 2000 TFSI, CAWB, 147 KW | 09/08 → 11/09 | SP-1356 | MD-8060 | SP-2149 | MS-6274 MS-6274C | |
| 2000 TSI GTi, CCZB, 155 KW | 10/09 → 05/11 | SP-1356 | MD-8060 | SP-2149 | MS-6274 MS-6274C | |
| 2000 TSI R, CDLA, 195 KW | 11/09 → | MD-573 | | SP-2149 | MS-6274 MS-6274C | |
| 2000 TSI R, CDLC, 188 KW | 11/09 → | MD-573 | | SP-2149 | MS-6274 MS-6274C | |

Sharan I (95-10)

| | | | | | | |
|---|---------------|------------------|---------|---------|---------------------|--|
| 1800 20V Turbo, AJH, AWC, 110 KW | 09/97 → 03/00 | SP-978 | MD-9394 | SP-2003 | MS-6020 MS-6020C | |
| | 04/00 → 08/10 | SP-978 | MD-9790 | SP-2003 | MS-6020 MS-6020C | |
| 1900 TDI, AFN, AVG, 81 KW | 09/96 → 03/00 | SP-1078 | MD-9394 | SP-972 | MS-6020 MS-6020C | |
| 1900 TDI, AHU, ANU, 1Z, 66 KW | 09/95 → 02/99 | SP-1120 | MD-9394 | SP-972 | MS-6020 MS-6020C | |
| Comments: SP-1120: Engine code AHU+1Z | | | | | | |
| | 03/99 → 03/00 | MD-355 | MD-9394 | SP-972 | MS-6020 MS-6020C | |
| Comments: MD-355: Engine code ANU. | | | | | | |
| | 04/00 → 08/10 | MD-355 | MD-9790 | SP-1253 | MS-6020 MS-6020C | |
| Comments: MD-355: Engine code ANU. | | | | | | |
| 1900 TDI, AJM, AUY, BVK, 85 KW | 04/00 → 08/10 | MD-355 | MD-9790 | SP-1253 | MS-6020 MS-6020C | |
| 1900 TDI, ASZ, 96 KW | 10/02 → 08/10 | MD-437 | MD-9790 | SP-1253 | MS-6020 MS-6020C | |
| 1900 TDI, BTB, 110 KW | 01/05 → 08/10 | MD-437 | MD-9790 | SP-1253 | MS-6020 MS-6020C | |
| 2000 TDI, BRT, BVH, 103 KW | 11/05 → 08/10 | MD-437 | MD-9790 | SP-1253 | MS-6020 MS-6020C | |
| 2000, ADY, ATM, 85 KW | 09/95 → 03/00 | SP-978 | MD-9394 | SP-2003 | MS-6020 MS-6020C | |
| | 04/00 → 08/10 | SP-978 | MD-9790 | SP-2003 | MS-6020 MS-6020C | |
| 2800 VR6 24V, AYL, 150 KW | 04/00 → 08/10 | MD-437 | MD-9790 | SP-2003 | MS-6020 MS-6020C | |
| 2800 VR6, AAA, AMY, 128 KW | 09/95 → 12/95 | MD-303 MD-353 | MD-9394 | SP-2003 | MS-6020 MS-6020C | |
| Comments: MD-303: Engine code AAA up to engine no. 176889, MD-353: Engine code AMY. | | | | | | |
| | 01/96 → 03/00 | MD-353 | MD-9394 | SP-2003 | MS-6020 MS-6020C | |
| Comments: MD-353: Engine code AMY, AAA from engine no. 176890. | | | | | | |

Sharan II (10-)

| | | | | | |
|------------------------|---------|---------|---------|---------|---------------------|
| 1400 TSI, CAVA, 110 KW | 08/10 → | SP-1373 | MD-8060 | SP-2179 | MS-6274 MS-6274C |
|------------------------|---------|---------|---------|---------|---------------------|

VW (VOLKSWAGEN)

Sharan II (10-)

| | | | | | |
|------------------------|---------|---------|---------|---------|---------------------|
| 1800 TSI, CDAA, 118 KW | 05/12 → | SP-1356 | MD-8060 | SP-2179 | MS-6274 MS-6274C |
| 2000 TDI, CFFA, 100 KW | 08/10 → | MD-679 | MD-8060 | MD-691 | MS-6274 MS-6274C |
| 2000 TDI, CFFB, 103 KW | 08/10 → | MD-679 | MD-8060 | MD-691 | MS-6274 MS-6274C |
| 2000 TDI, CFFE, 85 KW | 07/11 → | MD-679 | MD-8060 | MD-691 | MS-6274 MS-6274C |
| 2000 TDI, CFGB, 125 KW | 08/10 → | MD-679 | MD-8060 | MD-691 | MS-6274 MS-6274C |
| 2000 TSI, CCZA, 147 KW | 11/10 → | SP-1356 | MD-8060 | SP-2179 | MS-6274 MS-6274C |

Taro (89-97)

| | | | | | |
|-----------------|---------------|------------------|--------|--------|--|
| 1800, 2Y, 61KW | 04/89 → 01/90 | SP-894 | MD-188 | FF-004 | |
| | 02/90 → 09/94 | SP-1227 | MD-188 | FF-004 | |
| 2200, 4Y, 69 KW | 06/89 → 07/94 | SP-894 SP-836 | MD-188 | FF-004 | |

Comments: SP-894: To chassis no. 7A_L9503250, SP-836: From chassis no. 7A_L9503251.

| | | | | | |
|-------------------|---------------|--------|---------|---------|--|
| 2400 D, 2L, 59 KW | 06/89 → 04/97 | SP-993 | MD-9802 | SP-969 | |
| 2400 D, 2L, 61 KW | 06/89 → 04/97 | SP-993 | MD-9802 | SP-969 | |
| 2400, 22R, 84 KW | 06/89 → 04/97 | SP-994 | MD-9938 | SP-2064 | |

Tiguan (07-)

| | | | | | |
|-----------------------------------|---------------|------------------|---------|--------|---------------------|
| 1400 TSI, BWK, CAVA, CTHA, 110 KW | 11/07 → 10/08 | MD-535 | MD-8060 | | MS-6274 MS-6274C |
| | 11/08 → 06/10 | SP-1350 | MD-8060 | | MS-6274 MS-6274C |
| | 07/10 → | SP-1373 | MD-8060 | | MS-6274 MS-6274C |
| 1400 TSI, CAVD, CTHD, 118 KW | 06/11 → | SP-1373 | MD-8060 | | MS-6274 MS-6274C |
| 1400 TSI, CAXA, 90 KW | 08/10 → | SP-1373 | MD-5226 | | MS-6274 MS-6274C |
| 2000 TDI, CBAA, CFFA, 100 KW | 11/07 → 05/11 | MD-679 MD-437 | MD-8060 | MD-613 | MS-6274 MS-6274C |

Comments: MD-679: Engine code CFFA, MD-437: Engine code CBAA.

| | | | | | |
|------------------------------------|---------------|------------------|---------|--------|---------------------|
| 2000 TDI, CBAB, CFFB, CLJA, 103 KW | 11/07 → 05/11 | MD-679 MD-437 | MD-8060 | MD-613 | MS-6274 MS-6274C |
|------------------------------------|---------------|------------------|---------|--------|---------------------|

Comments: MD-679: Engine code CFFB, CLJA, MD-437: Engine code CBAB.

| | | | | | |
|--|---------|------------------|---------|--------|---------------------|
| | 06/11 → | MD-679 MD-437 | MD-8060 | MD-691 | MS-6274 MS-6274C |
|--|---------|------------------|---------|--------|---------------------|

Comments: MD-679: Engine code CFFB, CLJA, MD-437: Engine code CBAB.

| | | | | | |
|------------------------|---------------|--------|---------|--------|---------------------|
| 2000 TDI, CBBA, 120 KW | 03/08 → 05/11 | MD-437 | MD-8060 | MD-613 | MS-6274 MS-6274C |
|------------------------|---------------|--------|---------|--------|---------------------|

| | | | | | |
|--|---------|--------|---------|--------|---------------------|
| | 06/11 → | MD-437 | MD-8060 | MD-691 | MS-6274 MS-6274C |
|--|---------|--------|---------|--------|---------------------|

| | | | | | |
|------------------------------|---------------|------------------|---------|--------|---------------------|
| 2000 TDI, CBBB, CFGB, 125 KW | 02/08 → 05/11 | MD-679 MD-473 | MD-8060 | MD-613 | MS-6274 MS-6274C |
|------------------------------|---------------|------------------|---------|--------|---------------------|

Comments: MD-679: Engine code CFGB, MD-473: Engine code CBBB.

| | | | | | |
|--|---------|------------------|---------|--------|---------------------|
| | 06/11 → | MD-679 MD-473 | MD-8060 | MD-691 | MS-6274 MS-6274C |
|--|---------|------------------|---------|--------|---------------------|

Comments: MD-679: Engine code CFGB, MD-473: Engine code CBBB.

| | | | | | |
|-----------------------------|---------------|--------|---------|--------|---------------------|
| 2000 TDI, CFFD, CLCA, 81 KW | 05/10 → 05/11 | MD-679 | MD-8060 | MD-613 | MS-6274 MS-6274C |
|-----------------------------|---------------|--------|---------|--------|---------------------|

| | | | | | |
|--|---------|--------|---------|--------|---------------------|
| | 06/11 → | MD-679 | MD-8060 | MD-691 | MS-6274 MS-6274C |
|--|---------|--------|---------|--------|---------------------|

| | | | | | |
|------------------------|---------|--------|---------|--------|---------------------|
| 2000 TDI, CFGC, 130 KW | 11/12 → | MD-679 | MD-8060 | MD-691 | MS-6274 MS-6274C |
|------------------------|---------|--------|---------|--------|---------------------|

| | | | | | |
|------------------------------------|---------|---------|---------|--|---------------------|
| 2000 TSI, CAWA, CCTB, CCZC, 125 KW | 01/08 → | SP-1356 | MD-8060 | | MS-6274 MS-6274C |
|------------------------------------|---------|---------|---------|--|---------------------|

| | | | | | |
|------------------------------------|---------|---------|---------|--|---------------------|
| 2000 TSI, CAWB, CCTA, CCZA, 147 KW | 11/07 → | SP-1356 | MD-8060 | | MS-6274 MS-6274C |
|------------------------------------|---------|---------|---------|--|---------------------|

VW (VOLKSWAGEN)

Tiguan (07-)

| | | | | | |
|------------------------|---------|---------|---------|--|---------------------|
| 2000 TSI, CCZB, 155 KW | 06/11 → | SP-1356 | MD-8060 | | MS-6274 MS-6274C |
| 2000 TSI, CCZD, 132 KW | 06/11 → | SP-1356 | MD-8060 | | MS-6274 MS-6274C |

Touareg I (02-10)

| | | | | | |
|--------------------------------|---------------|--------|---------|---------|---------------------|
| 2500 TDI, BAC/BPE, 128 KW | 05/03 → 04/10 | MD-437 | MD-8100 | SP-1279 | MS-6277 MS-6277C |
| 2500 TDI, BLK/BPD, 120 KW | 05/03 → 04/10 | MD-437 | MD-8100 | SP-1279 | MS-6277 MS-6277C |
| 3000 TDI V6, BUN, CASB, 155 KW | 04/06 → 04/10 | MD-625 | MD-8100 | MD-659 | MS-6277 MS-6277C |

Comments: MD-625: To chassis no. 7L_8_070000 engine code CASB, To chassis no. 7L_8_059000 engine code BUN.

| | | | | | |
|--------------------------------|---------------|--------|---------|--------|---------------------|
| 3000 TDI V6, BKS, CATA, 165 KW | 11/04 → 04/10 | MD-625 | MD-8100 | MD-659 | MS-6277 MS-6277C |
|--------------------------------|---------------|--------|---------|--------|---------------------|

Comments: MD-625: To chassis no. 7L_8_059000.

| | | | | | |
|---------------------------------------|---------------|--------|---------|--------|---------------------|
| 3000 TDI V6, CARA, CASA, CASC, 176 KW | 11/07 → 04/10 | MD-625 | MD-8100 | MD-659 | MS-6277 MS-6277C |
|---------------------------------------|---------------|--------|---------|--------|---------------------|

Comments: MD-625: To chassis no. 7L_8_070000.

| | | | | | |
|--------------------------------|---------------|--------|---------|--|---------------------|
| 3200 V6, AZZ, BRS, BAA, 162 KW | 11/02 → 04/10 | MD-353 | MD-8100 | | MS-6277 MS-6277C |
|--------------------------------|---------------|--------|---------|--|---------------------|

| | | | | | |
|-----------------------|---------------|--------|---------|--|---------------------|
| 3600 FSI, BHK, 206 KW | 10/05 → 04/10 | MD-353 | MD-8100 | | MS-6277 MS-6277C |
|-----------------------|---------------|--------|---------|--|---------------------|

| | | | | | |
|--------------------------|---------------|--|---------|--|---------------------|
| 4200 V8 FSI, BAR, 257 KW | 01/07 → 04/10 | | MD-8100 | | MS-6277 MS-6277C |
|--------------------------|---------------|--|---------|--|---------------------|

| | | | | | |
|---------------------------|---------------|--|---------|--|---------------------|
| 4200 V8, AXQ, BHX, 228 KW | 05/03 → 04/10 | | MD-8100 | | MS-6277 MS-6277C |
|---------------------------|---------------|--|---------|--|---------------------|

Comments: MD-8100: Quantity 2.

| | | | | | |
|--------------------------------|---------------|--|---------|--|---------------------|
| 5000 TDI V10 R50, CBWA, 258 KW | 10/07 → 04/10 | | MD-8100 | | MS-6277 MS-6277C |
|--------------------------------|---------------|--|---------|--|---------------------|

Comments: MD-8100: Quantity 2.

| | | | | | |
|--------------------------------|---------------|--|---------|--|---------------------|
| 5000 TDI V10, AYH, BLE, 230 KW | 11/02 → 04/10 | | MD-8100 | | MS-6277 MS-6277C |
|--------------------------------|---------------|--|---------|--|---------------------|

Comments: MD-8100: Quantity 2.

| | | | | | |
|---|---------------|--|---------|--|---------------------|
| 6000 W12 Sport Edition, BTT, CFRA, 331 KW | 03/05 → 04/10 | | MD-8100 | | MS-6277 MS-6277C |
|---|---------------|--|---------|--|---------------------|

Comments: MD-8100: Quantity 2.

| | | | | | |
|-----------------------|---------------|--|---------|--|---------------------|
| 6000 W12, BJN, 316 KW | 10/04 → 04/10 | | MD-8100 | | MS-6277 MS-6277C |
|-----------------------|---------------|--|---------|--|---------------------|

Comments: MD-8100: Quantity 2.

Touareg II (10-)

| | | | | | |
|-------------------------------------|---------------|--------|---------|--------|----------|
| 3000 TDI, CASA, 176 KW | 04/10 → | | MD-8100 | MD-689 | MS-6417C |
| 3000 TDI, CASD, CJMA, 150 KW | 11/10 → | | MD-8100 | MD-689 | MS-6417C |
| 3000 TDI, CATA, 165 KW | 09/10 → | | MD-8100 | MD-689 | MS-6417C |
| 3000 TDI, CJGD, CRCA, 180 KW | 05/11 → | | MD-8100 | MD-689 | MS-6417C |
| 3000 TDI, CNRB, 176 KW | 06/12 → | | MD-8100 | MD-689 | MS-6417C |
| 3000 TSI Hybrid, CGEA, CGFA, 245 KW | 04/10 → | MD-595 | MD-8100 | | MS-6417C |
| 3000 TSI, CJTA, 213 KW | 09/10 → | MD-595 | MD-8100 | | MS-6417C |
| 3600, CGRA, 206 KW | 06/10 → 05/11 | MD-353 | MD-8100 | | MS-6417C |
| | 06/11 → | | MD-8100 | | MS-6417C |
| 3600, CMTA, 183 KW | 06/10 → 05/11 | MD-353 | MD-8100 | | MS-6417C |
| | 06/11 → | | MD-8100 | | MS-6417C |
| 4200 FSI, CGNA, 265 KW | 02/11 → | | MD-8100 | | MS-6417C |








Comments: MD-8100: Quantity 2.

| | | | | | |
|------------------------|---------|--|---------|--------|----------|
| 4200 TDI, CKDA, 250 KW | 04/10 → | | MD-8100 | MD-689 | MS-6417C |
|------------------------|---------|--|---------|--------|----------|

Comments: MD-8100: Quantity 2.

Touran (03-)

| | | | | | |
|----------------------------|---------------|---------|---------|---------|---------------------|
| 1200 TSI, CBZB, 77 KW | 06/10 → | SP-1373 | MD-5226 | SP-2149 | MS-6274 MS-6274C |
| 1400 EcoFuel, CDGA, 110 KW | 05/09 → 06/10 | SP-1350 | MD-8060 | SP-2149 | MS-6274 MS-6274C |
| | 07/10 → | SP-1373 | MD-8060 | SP-2149 | MS-6274 MS-6274C |

|  |  |  OIL |  AIR |  FUEL |  CABIN |  OTHER |
|---|--|--|--|---|--|--|
| VW (VOLKSWAGEN) | | | | | | |
| Touran (03-) | | | | | | |
| 1400 TSI, BLG, CAVB, 125 KW | 12/06 → 10/08 | MD-535 | MD-8060 | SP-2149 | MS-6274 MS-6274C | |
| Comments: MD-535: Engine code BLG. | | | | | | |
| | 11/08 → 06/10 | SP-1350 MD-535 | MD-8060 | SP-2149 | MS-6274 MS-6274C | |
| Comments: SP-1350: Engine code CAVB, MD-535: Engine code BLG. | | | | | | |
| | 07/10 → | SP-1373 MD-535 | MD-8060 | SP-2149 | MS-6274 MS-6274C | |
| Comments: SP-1373: Engine code CAVB, MD-535: Engine code BLG. | | | | | | |
| 1400 TSI, BMV, CAVC, 103 KW | 03/06 → 10/08 | MD-535 | MD-8060 | SP-2149 | MS-6274 MS-6274C | |
| Comments: MD-535: Engine code BMV. | | | | | | |
| | 11/08 → 06/10 | SP-1350 MD-535 | MD-8060 | SP-2149 | MS-6274 MS-6274C | |
| Comments: SP-1350: Engine code CAVC, MD-535: Engine code BMV. | | | | | | |
| | 07/10 → | SP-1373 MD-535 | MD-8060 | SP-2149 | MS-6274 MS-6274C | |
| Comments: SP-1373: Engine code CAVC, MD-535: Engine code BMV. | | | | | | |
| 1600 16V, BGU, BSE, BSF, 75 KW | 08/03 → 05/10 | SP-978 | MD-5226 | SP-2137 SP-2156 | MS-6274 MS-6274C | |
| Comments: SP-2137: Without integrated pressure regulator, SP-2156: With integrated pressure regulator 4 bar. | | | | | | |
| 1600 FSI, BAG, BLP, BLF, 85 KW | 03/03 → 01/07 | MD-535 | MD-9622 MD-8248 | SP-2149 SP-2060 | MS-6274 MS-6274C | |
| Comments: MD-9622: To chassis no. 1T_4_020000, MD-8248: From chassis no. 1T_4_020001, SP-2060: Partly/or. | | | | | | |
| 1600 TDI, CAYB, 66 KW | 07/10 → | MD-679 | MD-8060 | MD-613 | MS-6274 MS-6274C | |
| 1600 TDI, CAYC, 77 KW | 07/10 → | MD-679 | MD-8060 | MD-613 | MS-6274 MS-6274C | |
| 1900 TDI, AVQ, 74 KW | 03/03 → 04/04 | MD-437 | MD-8060 | MD-539 | MS-6274 MS-6274C | |
| 1900 TDI, BKC, BLS, BXE, 77 KW | 04/04 → 08/05 | MD-437 | MD-8060 | MD-615 MD-539 | MS-6274 MS-6274C | |
| Comments: MD-615: To chassis no. 1T_6_047274 Housing 1K0 127 400 K (M+H), MD-539: To chassis no. 1T_6_047274 Housing 1K0 127 400 B/C/E/S (M+H). | | | | | | |
| | 09/05 → 05/10 | MD-437 | MD-8060 | MD-613 | MS-6274 MS-6274C | |
| Comments: MD-613: From chassis no. 1T_6_047275 Housing 3C0 127 400 B/C/ (UFI). | | | | | | |
| 1900 TDI, BRU, BXJ, BXF, 66 KW | 11/04 → 08/05 | MD-437 | MD-8060 | MD-615 MD-539 | MS-6274 MS-6274C | |
| Comments: MD-615: To chassis no. 1T_6_047274 Housing 1K0 127 400 K (M+H), MD-539: To chassis no. 1T_6_047274 Housing 1K0 127 400 B/C/E/J (M+H). | | | | | | |
| | 11/04 → 08/05 | MD-437 | MD-8060 | MD-613 | MS-6274 MS-6274C | |
| Comments: MD-613: From chassis no. 1T_6_047275 Housing 3C0 127 400 B/C (UFI). | | | | | | |
| 2000 TDI, AZV, 100 KW | 03/03 → 08/05 | MD-437 | MD-8060 | MD-615 MD-539 | MS-6274 MS-6274C | |
| Comments: MD-615: To chassis no. 1T_6_047274 Housing 1K0 127 400 K (M+H), MD-539: To chassis no. 1T_6_047274 (M+H). | | | | | | |
| | 09/05 → 05/10 | MD-437 | MD-8060 | MD-613 | MS-6274 MS-6274C | |
| Comments: MD-613: From chassis no. 1T_6_047275 Housing 3C0 127 400 B/C (UFI). | | | | | | |
| 2000 TDI, BKD, BMM, CFHC, 103 KW | 03/04 → 08/05 | MD-679 MD-437 | MD-8060 | MD-615 MD-539 | MS-6274 MS-6274C | |
| Comments: MD-679: Engine code CFHC, MD-437: Engine code BKD, BMM, MD-615: To chassis no. 1T_6_047274 Housing 1K0 127 400 K (M+H), MD-539: To chassis no. 1T_6_047274 (M+H). | | | | | | |
| | 09/05 → 05/10 | MD-679 MD-437 | MD-8060 | MD-613 | MS-6274 MS-6274C | |
| Comments: MD-679: Engine code CFHC, MD-437: Engine code BKD, BMM, MD-613: From chassis no. 1T_6_047275 Housing 3C0 127 400 B/C (UFI). | | | | | | |
| 2000 TDI, BMN, CFJA, 125 KW | 11/05 → 05/10 | MD-679 MD-437 | MD-8060 | MD-613 | MS-6274 MS-6274C | |
| Comments: MD-679: Engine code CFJA, MD-437: Engine code BMN. | | | | | | |
| 2000 TDI, CFJB, 96 KW | 01/13 → | MD-679 | MD-8060 | MD-613 | MS-6274 MS-6274C | |
| 2000 TDI, CLCA, 81 KW | 07/10 → | MD-679 | MD-8060 | MD-613 | MS-6274 MS-6274C | |

VW (VOLKSWAGEN)

Touran (03-)

| | | | | | |
|--|---------------|--------|---------|--------------------|---------------------|
| 2200 EcoFuel, BSX, 80 KW | 03/06 → 05/09 | SP-978 | MD-5226 | SP-2156 | MS-6274 MS-6274C |
| 2200 FSI, AXW, BLR, BLX, BLY, BVY, BVZ, 110 KW | 09/03 → 11/05 | MD-573 | MD-5226 | SP-2060 SP-2149 | MS-6274 MS-6274C |

Comments: SP-2060: Engine code AXW, SP-2149: Engine code BLR, BLX, BLY, BVY, BVZ.

Transporter T1 (64-04)

| | | | | | |
|-------------|---------------|--|---------|--|--|
| 1600, 35 KW | 08/64 → 12/68 | | MD-9432 | | |
|-------------|---------------|--|---------|--|--|

Transporter T2 (70-79)

| | | | | | |
|-----------------|---------------|--------|---------|--------|--|
| 1600 AF, 34 KW | 09/70 → 08/79 | SP-829 | MD-9432 | FF-010 | |
| 1700, CB, 49 KW | 08/71 → 08/79 | SP-829 | MD-9432 | FF-010 | |
| 1800, AP, 50 KW | 08/71 → 10/79 | SP-829 | MD-9432 | FF-010 | |
| 2000, GE, 51KW | 08/71 → 10/80 | SP-829 | MD-9432 | FF-010 | |

Transporter T3 (79-92)

| | | | | | |
|--|---------------|--------|-------------------|---------|--|
| 1600 EXPORT, CT, 37 KW | 09/79 → 10/81 | SP-812 | MD-7000 | FF-010 | |
| 1600D CAV, CS, 37KW | 08/80 → 10/89 | SP-915 | MD-9404 | MD-093 | |
| 1600TD, JX, 51KW BOSCH | 03/83 → 01/85 | SP-915 | | SP-966 | |
| | 02/84 → 07/86 | SP-915 | MD-232 MD-7068 | SP-966 | |
| | 08/86 → 01/88 | SP-915 | MD-232 MD-7068 | SP-973 | |
| | 02/88 → 10/89 | SP-915 | MD-232 MD-7068 | SP-972 | |
| 1600TD, JX, 51KW CAV | 02/84 → 10/89 | SP-915 | MD-232 MD-7068 | MD-093 | |
| 1700D, KY, 42KW BOSCH | 10/85 → 08/86 | SP-915 | MD-9404 | SP-966 | |
| | 02/88 → 10/89 | SP-915 | MD-9404 | SP-972 | |
| 1700D, KY, 42KW CAV | 10/85 → 10/89 | SP-915 | MD-9404 | MD-093 | |
| 1700D, KY, 42KW BOSCH | 09/86 → 01/88 | SP-915 | MD-9404 | SP-973 | |
| 1900 44KW | 11/81 → 10/89 | SP-812 | MD-9432 | FF-007 | |
| 1900, DG/SP, 44KW some/teilweise | 11/81 → 07/92 | | MD-232 MD-7068 | | |
| 1900, DH, 57KW some/teilweise | 11/81 → 07/92 | SP-812 | MD-750 | FF-007 | |
| 1900, GW, 66KW (L-Jetronic) | 09/82 → 10/89 | SP-812 | MD-9432 | | |
| 2000, CV, 51KW EXPORT | 09/79 → 10/89 | SP-829 | MD-7000 | FF-010 | |
| 2100i, DG/SS/DJ/MV/SR, 70/82KW (L-Jetr.) | 10/84 → 10/89 | SP-812 | MD-750 | SP-2003 | |

Transporter T4 (90-03)

| | | | | | |
|------------------------------|---------------|---------|-------------------|---------|---------------------|
| 1800, PD, 48/49KW | 10/89 → 02/96 | SP-812 | MD-354 | FF-007 | |
| 1800, PD, 48/49KW for Export | 10/90 → 02/96 | SP-812 | MD-494 MD-7290 | FF-007 | |
| 1900D, 1X, 44/45KW | 10/90 → 06/03 | SP-1040 | MD-354 | SP-972 | |
| 1900TD, ABL, 50KW | 10/90 → 08/94 | SP-1040 | MD-354 | SP-972 | |
| 1900TD, ABL, 50KW | 09/94 → 07/96 | SP-1040 | MD-9420 | SP-972 | MS-6133 MS-6133C |
| | 08/96 → 06/03 | SP-1078 | MD-9420 | SP-972 | MS-6133 MS-6133C |
| 2000i, AAC, 62KW | 10/90 → 08/94 | SP-812 | MD-354 | SP-2003 | |
| | 09/94 → 07/98 | SP-812 | MD-9420 | SP-2003 | MS-6133 MS-6133C |
| | 08/98 → 06/03 | SP-978 | MD-9420 | SP-2003 | MS-6133 MS-6133C |
| 2400D, AAB, 57KW | 09/94 → 06/03 | SP-1044 | MD-9420 | SP-972 | MS-6133 MS-6133C |
| 2400D, AAB, 57KW | 10/90 → 08/94 | SP-1044 | MD-354 | SP-972 | |
| 2400D, AAB, 57KW Export some | 10/89 → 06/03 | | MD-494 MD-7290 | | |
| 2500i, AAF/ACU/AEN 81KW | 10/90 → 08/94 | SP-1044 | MD-354 | SP-2003 | |
| 2500i, AET/AEU, 81/85KW | 09/94 → 06/03 | SP-1044 | MD-9420 | SP-2003 | MS-6133 MS-6133C |

VW (VOLKSWAGEN)

Transporter T4 (90-03)

| | | | | | | |
|--|---------------|---------|-------------------|---------|---------------------|--|
| 2500i, AET/AEU/AAF/ACU/AEN, 81/85KW for Export | 10/90 → 08/94 | SP-1044 | MD-494 MD-7290 | SP-2080 | | |
| 2500TDI, ACV/AUF/AYC/AXL, 75KW | 09/94 → 06/03 | SP-1044 | MD-9420 | SP-972 | MS-6133 MS-6133C | |
| 2500TDI, AHY, 110KW | 05/98 → 06/03 | SP-1044 | MD-9420 | SP-972 | MS-6133 MS-6133C | |
| 2500TDI, AJT/AYY, 65KW | 05/98 → 06/03 | SP-1044 | MD-9420 | SP-972 | MS-6133 MS-6133C | |
| 2800i V6 (TA,70),Eng:AMV,150KW | 06/00 → 06/03 | MD-437 | MD-9420 | SP-2003 | MS-6133 MS-6133C | |

Transporter T5 (03-)

| | | | | | | |
|---|---------------|---------|---------|---------|---------------------|--|
| 1900 TDI, AXB, 77 KW | 05/03 → 12/09 | MD-437 | MD-8046 | SP-1279 | MS-6277 MS-6277C | |
| 1900 TDI, AXC, 63 KW | 05/03 → 12/09 | MD-437 | MD-8046 | SP-1279 | MS-6277 MS-6277C | |
| 1900 TDI, BRR, 62 KW | 01/06 → 12/09 | MD-437 | MD-8046 | SP-1279 | MS-6277 MS-6277C | |
| 1900 TDI, BRS, 75 KW | 01/06 → 12/09 | MD-437 | MD-8046 | SP-1279 | MS-6277 MS-6277C | |
| 2000 TDI, CAAA, 62 KW | 09/09 → | MD-679 | MD-8046 | SP-1279 | MS-6277 MS-6277C | |
| 2000 TDI, CAAB, 75 KW | 09/09 → | MD-679 | MD-8046 | SP-1279 | MS-6277 MS-6277C | |
| 2000 TDI, CAAC, CCHA, 103 KW | 09/09 → | MD-679 | MD-8046 | SP-1279 | MS-6277 MS-6277C | |
| 2000 TDI, CAAD, 84 KW | 05/11 → | MD-679 | MD-8046 | SP-1279 | MS-6277 MS-6277C | |
| 2000 TDI, CAAE, CCHB, 100 KW | 05/10 → | MD-679 | MD-8046 | SP-1279 | MS-6277 MS-6277C | |
| 2000 TDI, CFCA, 132 KW | 09/09 → | MD-679 | MD-8046 | SP-1279 | MS-6277 MS-6277C | |
| 2000 TSI, CJKA, 150 KW | 06/11 → 08/12 | SP-1356 | MD-8046 | SP-2149 | MS-6277 MS-6277C | |
| | 09/12 → | | MD-8046 | SP-2149 | MS-6277 MS-6277C | |
| 2000 TSI, CJKB, 110 KW | 07/12 → 08/12 | SP-1356 | MD-8046 | SP-2149 | MS-6277 MS-6277C | |
| | 09/12 → | | MD-8046 | SP-2149 | MS-6277 MS-6277C | |
| 2000, AXA, 85 KW | 05/03 → | SP-978 | MD-8046 | SP-2120 | MS-6277 MS-6277C | |
| 2500 TDI, AXD, BNZ, 96 KW | 05/03 → 02/08 | MD-437 | MD-8046 | SP-1279 | MS-6277 MS-6277C | |
| Comments: SP-1279: To chassis no. 7H_8_120000. | | | | | | |
| | 03/08 → 12/09 | MD-437 | MD-8046 | SP-1379 | MS-6277 MS-6277C | |
| Comments: SP-1379: From chassis no. 7H_8_120001 | | | | | | |
| 2500 TDI, AXE, BPC, 128 KW | 05/03 → 02/08 | MD-437 | MD-8046 | SP-1279 | MS-6277 MS-6277C | |
| Comments: SP-1279: To chassis no. 7H_8_120000. | | | | | | |
| | 03/08 → 12/09 | MD-437 | MD-8046 | SP-1379 | MS-6277 MS-6277C | |
| Comments: SP-1379: From chassis no. 7H_8_120001 | | | | | | |
| 2500 TDI, BLJ, 120 KW | 11/03 → 02/08 | MD-437 | MD-8046 | SP-1279 | MS-6277 MS-6277C | |
| Comments: SP-1279: To chassis no. 7H_8_120000. | | | | | | |
| | 03/08 → 12/09 | MD-437 | MD-8046 | SP-1379 | MS-6277 MS-6277C | |
| Comments: SP-1379: From chassis no. 7H_8_120001 | | | | | | |
| 3200 V6, BDL, 170 KW | 05/03 → 12/09 | MD-353 | MD-8046 | SP-2120 | MS-6277 MS-6277C | |

VW (VOLKSWAGEN)

Transporter T5 (03-)

| | | | | | |
|----------------------------|---------------|--------|---------|---------|---------------------|
| 3200 V6, BKK, CFLA, 173 KW | 11/03 → 12/09 | MD-353 | MD-8046 | SP-2120 | MS-6277 MS-6277C |
|----------------------------|---------------|--------|---------|---------|---------------------|

Up (11-)

| | | | | | |
|------------------------------|---------|---------|---------|--|---------|
| 1000 eco-up CNG, CPGA, 50 KW | 11/12 → | SP-1384 | MD-8630 | | MS-6448 |
| 1000, CHVA, 44 KW | 11/11 → | SP-1384 | MD-8630 | | MS-6448 |
| 1000, CHYB, 55 KW | 11/11 → | SP-1384 | MD-8630 | | MS-6448 |

Vento (91-98)

| | | | | | |
|------------------------------|---------------|---------|---------|---------|---------------------|
| 1400i, ABD/AEX//APQ, 40/44KW | 11/90 → 07/92 | SP-812 | MD-130 | SP-2003 | |
| 1400i, ABD/AEX/APQ, 40/44KW | 08/92 → 10/97 | SP-839 | MD-9200 | SP-2003 | MS-6109 MS-6109C |
| 1600i 74KW | 09/93 → 10/97 | SP-978 | MD-9200 | SP-2003 | MS-6109 MS-6109C |
| 1600i, AAM, 55KW | 11/90 → 07/92 | SP-812 | MD-9200 | SP-2003 | |
| | 08/92 → 06/94 | SP-839 | MD-9200 | SP-2003 | MS-6109 MS-6109C |
| 1600i, ABU/AEA/AEE, 55KW | 07/94 → 10/97 | SP-839 | MD-130 | SP-2003 | MS-6109 MS-6109C |
| 1800i, ABS/ADZ, 55-66KW | 11/90 → 08/93 | SP-812 | MD-9200 | SP-2003 | |
| 1800i, ABS/ADZ, 55-66KW | 09/93 → 10/97 | SP-978 | MD-9200 | SP-2003 | MS-6109 MS-6109C |
| 1900D, 1Y, 47/48KW | 11/90 → 10/97 | SP-980 | MD-9200 | SP-972 | |
| 1900TD, AAZ, 55KW | 11/90 → 10/97 | SP-980 | MD-9200 | SP-972 | |
| 1900TDI, AFN, 81KW | 03/96 → 10/97 | SP-1078 | MD-9200 | SP-972 | MS-6109 MS-6109C |
| 2000i , AGG, 85KW | 11/90 → 08/93 | SP-812 | MD-9200 | SP-2003 | |
| | 09/93 → 10/97 | SP-978 | MD-9200 | SP-2003 | MS-6109 MS-6109C |
| 2000i, ABF, 110KW 16V | 01/91 → 10/97 | SP-978 | MD-9200 | SP-2003 | MS-6109 MS-6109C |
| 2800i VR6, AAA, 128 KW | 01/96 → 10/97 | MD-353 | MD-9200 | SP-2003 | MS-6109 MS-6109C |
| 2800i VR6, AAA, 128 KW | 01/91 → 12/94 | MD-303 | MD-9200 | SP-2003 | MS-6109 MS-6109C |

Vento India (10-)

| | | | | | |
|-----------------------|---------|---------|---------|---------|---------------------|
| 1600 TDI, CLNA, 77 KW | 07/10 → | MD-679 | MD-5320 | | MS-6216 MS-6216C |
| 1600, CDEA, 77 KW | 07/10 → | SP-1373 | | SP-2156 | MS-6216 MS-6216C |

ZASTAVA

10 (06-)

| | | | | | |
|-------------|---------|---------|--------------------|--|--|
| 1200, 44 KW | 02/06 → | SP-1001 | MD-5146 MD-8110 | | |
|-------------|---------|---------|--------------------|--|--|

Comments: MD-5146: Round air filter, MD-8110: Partly/or panel air filter.

| | | | | | |
|--------------------|---------|---------|---------|---------|--|
| 1900 Diesel, 63 KW | 02/06 → | SP-1039 | MD-5142 | SP-1249 | |
|--------------------|---------|---------|---------|---------|--|

101

| | | | | | |
|--------------|---------------|--------|---------|--------|--|
| 1100 | 01/73 → 01/79 | SP-928 | MD-9546 | FF-009 | |
| 1100 Super | 01/73 → 12/93 | SP-928 | MD-9546 | FF-009 | |
| 1300 Spezial | 01/79 → 12/93 | SP-928 | MD-9546 | FF-009 | |

Koral (94-)








| | | | | | |
|------------------------|---------|--------|---------|---------|--|
| 1100, PSA TU1A, 44 KW | 05/03 → | SP-943 | | SP-2061 | |
| 1100, 40 KW | 01/94 → | SP-928 | MD-9562 | FF-009 | |
| 1300, 48 KW | 01/94 → | SP-928 | MD-9562 | FF-009 | |
| 1600, PSA TU5JP, 66 KW | 05/03 → | SP-943 | | SP-2061 | |

Yugo 311/311E

| | | | | | |
|------|---------------|--------|---------|--------|--|
| 1100 | 01/83 → 06/90 | SP-927 | MD-9546 | FF-009 | |
|------|---------------|--------|---------|--------|--|

Yugo 311GL

| | | | | | |
|------|---------------|--------|--------|--------|--|
| 1100 | 01/83 → 12/85 | SP-927 | MD-214 | FF-009 | |
|------|---------------|--------|--------|--------|--|

|  |  |  OIL |  AIR |  FUEL |  CABIN |  OTHER |
|---|--|--|--|---|--|--|
| ZASTAVA | | | | | | |
| Yugo 411 | | | | | | |
| 1100 | 01/80 → 12/85 | SP-927 | MD-9546 | FF-009 | | |
| Yugo 413 | | | | | | |
| 1300 | 01/80 → 12/88 | SP-927 | MD-9546 | FF-009 | | |
| Yugo 45 | | | | | | |
| 900 | 01/79 → 12/81 | SP-927 | MD-044 | FF-009 | | |
| | 01/83 → 12/90 | SP-927 | MD-9546 | FF-009 | | |
| Yugo 511 | | | | | | |
| 1100 | 01/80 → 12/88 | SP-927 | MD-9546 | FF-009 | | |
| Yugo 513 | | | | | | |
| 1300 | 01/80 → 06/90 | SP-927 | MD-9546 | FF-009 | | |
| Yugo 513GL | | | | | | |
| 1300 | 01/83 → | SP-927 | MD-214 | FF-009 | | |
| Yugo 55 | | | | | | |
| 1100 | 01/83 → 12/85 | SP-928 | MD-044 | FF-009 | | |
| | 01/86 → 12/90 | SP-928 | MD-9546 | FF-009 | | |
| 1300 | 01/85 → 12/85 | SP-928 | MD-044 | FF-009 | | |
| | 01/86 → 12/90 | SP-928 | MD-9546 | FF-009 | | |
| Yugo 60 | | | | | | |
| 1100 | 01/89 → | SP-927 | MD-9562 | FF-009 | | |
| 1100i | 01/89 → | SP-927 | MD-9562 | SP-2003 | | |
| Yugo 65 | | | | | | |
| 1300 | 01/83 → 12/88 | SP-928 | MD-044 | FF-009 | | |
| | 01/89 → | SP-927 | MD-9562 | FF-009 | | |
| 1300i | 01/89 → | SP-927 | MD-9562 | SP-2003 | | |
| Yugo Flor./Mia. | | | | | | |
| 1100 | 01/85 → | SP-927 | MD-9562 | FF-009 | | |
| 1300 | 01/85 → | SP-927 | MD-9562 | FF-009 | | |
| 1300i | 01/88 → | SP-927 | MD-9562 | SP-2003 | | |